

Z 56

.D427

Copy 2

FT MEADE
GenColl

Pts. 1 - 8





8.24 P. 188

156
7 + 27

PROGRESSIVE LESSONS

IN

Desha
TANGENT
SHORTHAND
Desha

LESSON 1



PATENT APPLIED FOR

While copyright protects all the copyrightable component parts of this work against all unlawful use of its composition, illustrations and methods, yet to insure further protection, patent has been applied for. Said patent application contains specifications of seventeen specific claims covering every important feature of the system and methods of arrangement, including: the individual alphabetic characters and composite outlines as representing respective letters or sound combinations of the language; the method of producing the combinations by joining a straight line and a curve, forming a tangent curve; the use of the five pointed star as diagrammatically illustrating the principles; the use of the words "tangent" and "tangential" as applied to the name and the principles; the method of arranging words in marginal columns, and placing the shorthand characters immediately following the left hand column, and placing the shorthand characters immediately preceding the right hand column, and the accents forming another column near the center; the method of tabulating the language, that is, by placing the words of one element which form the grammatical combinations of the language in a marginal column, and the words of another element at the top or bottom and placing the shorthand outlines representing the combination at the intersection point of the (real or imaginary) horizontal and vertical lines; the proportionate shape and size of the book as applied to shorthand and other books constituting the shorthand and commercial series.

ORVILLE U. DESHA, Inventor.

THE DESHA PUBLISHING CO.
Fort Collins, Colorado

DESHA TANGENT SHORTHAND

COPYRIGHT 1912 BY ORVILLE U. DESHA

LESSON 1

SECTION I

Alphabetic Presentation

CONSONANT OUTLINES.













1. Formation.—The visible outline representing each letter, or sound, has a specific formation and is thus distinguished one from the other. The relative length, direction made, straightness, or convexity of line, are the four modes of distinction, and should be carefully observed by the student in forming the characters to insure legibility in reading.

The modes of distinction, relative proportion, formation, and the letters or sounds certain characters represent, may be observed from the illustration page 2. The length of the character is determined by a standard called a "unit." A unit is the shortest line or curve used in the system, triple-unit is the longest. Only unit and double-unit circles and half-circles are employed. The actual length of a unit as to standard measurement varies according to the style of the individual writer.










REMARK—A short stroke may be made more rapidly than a long one; hence, the student should strive for the

smallest notes possible. It is for this reason in constructing the system, the larger number of the unit characters and a few of the double-unit characters were reserved to represent combinations of sounds, while some of the triple-units were assigned infrequent letters. This careful allotment of the characters adds to the speed efficiency of the system.










NOTE.—The asterisk (*) indicates that the characters have been omitted from the illustration, to be introduced in a succeeding section. Arrows at top of columns indicate the movements with which the characters are made.

Up.	UNITS. Down.	Horizontal.
		
* 	* 	R 
* 	* 	* 
* 	TH 	N 

DOUBLE-UNITS.


G 	* 	K 
P 	L 	T 
* 	V 	M 

TRIPLE-UNITS.

* 	J 	* 
* 	B 	D 
* 	F 	* 

2. SOUND VALUES.—It must be understood that each character has certain sound values. G in *gain* is given the hard sound, and is represented by the upward curve, pronounced *gay*. The soft sound of G as in *gill* and J in *jam* have the same sound, and are represented by the downward curve, pronounced *jāy*. The sound of C as in *cāt* has the same sound as K, hence these two letters are represented by the same character, pronounced *kāy*. In shorthand, therefore, words are spelled by sound. The combination TH is pronounced *īth*.

2a. The student should practice writing all the characters presented in the following plate until they can be written from dictation without the slightest hesitation.



TANGENTIAL VOWELS.

3. One unique feature of this system is to join all the vowels to a preceding or following character without an angle. This accounts for the new term "Tangential Vowel". The speed efficiency of a connective vowel system is determined by the facile manner the vowel joins, without requiring an extra stroke of the pen. Each of the consonant and aspirate vocals of the language are produced with only one effort of the pen.

3a. A Consonant-Vocal is a combination of a consonant and a vowel, as ra, ad, etc. An Aspirate-Vocal is a combination of an aspirate and a vowel, as ka, pa, etc. Consonant-Vocals and Aspirate-Vocals are of two classes: Regular and Transposed. Consonants appear first in the Regular form, as da, ma, and last in the Transposed form, as ad, am.

REMARK 1—Write the list (3b) a great many times. The characters represent a combination of the marginal letter followed by the vowel at the top of the plate, as la, lo, le, li, etc., and should be pronounced in practicing. Write this and succeeding plates both ways: 1. From left to right and 2. from top to bottom, observing carefully the movement, formation, relative length and size of the characters.

REMARK 2—Lineal characters govern the movement with which the vowels are made, hence it will be observed that circles appear on the inside of curves.

REMARK 3—At the end of downward strokes, half-circles appear to the right in order to provide a joining for a following character.

† A few of the aspirates are assigned lineal characters, and are given in connection with the consonants, in their unit, double and triple-unit order.

UNITS.

3b.	A	O	E	I	U
L	ℓ	ℓ	∕	∕	∕
†TH	ℓ	ℓ	∕	∕	∕
N	↪	↪	↪	↪	↪
R	↪	↪	↪	↪	↪

DOUBLE-UNITS.

M	↪	↪	↪	↪	↪
†T	↪	↪	↪	↪	↪
†K	↪	↪	↪	↪	↪
G	↪	↪	↪	↪	↪
P	↪	↪	↪	↪	↪
B	ℓ	ℓ	∕	∕	∕
V	ℓ	ℓ	∕	∕	∕

TRIPLE-UNITS,

J	ℓ	ℓ	ℓ	ℓ	ℓ
†F	ℓ	ℓ	ℓ	ℓ	ℓ
D	↪	↪	↪	↪	↪

VOCALIZING.

4. **Diacritical Marks.**—While the English alphabet contains only twenty-six characters to represent forty-four elementary sounds, extra duties must be put upon the vowels, therefore, all the vowels have a variety of sounds, which leads to the necessity of indicating the pronunciation of words by diacritical marks in order to denote the true value of a character. A simple method of diacritical marking is introduced in this section.

REMARK—As in longhand writing, the diacritical marks are seldom used in practical writing. When used they enable the writer to indicate with precision the exact vowel sounds in unfamiliar words. They are introduced in the following exercises to give facility in applying them, but in writing sentences they are omitted.

4a. **Guide to vocalizing.**—The short sound of **ă**, as heard in **căn**, is represented by the double-unit half-circle; a dot beneath the character indicates the medium vowel sound, as in **căr**, **călm**; a tick or short stroke indicates the long sound, as in **găme**, **ăge**.

ă	⌒	k ă t	⌒	cat
ă	˙	k ă m	⌒	calm
ă	˘	ă j	˘	age

4b. The short sound of **õ**, as heard in **rõt**, **õdd**, is represented by the unit half-circle; a dot placed beneath indicates **aw**, or **au** as heard in **jaw**, **cause**; and a short stroke indicates the long sound, as in **mõde**, **lõw**.

õ	⌒	õ n	⌒	on
aw, au	˙	p aw n	⌒	pawn
õ	˘	b õ n	˘	bone

4c. The unit circle represents the short sound of **ĩ** or **y(ĩ)** as heard in **kĩd**, **ready y(ĩ)**. A dot beneath the circle indicates the short sound of **ě**, as heard in **děn**; a tick or stroke beneath the circle indicates **ē**, as in **tēam**.

ĩ, y(ĩ)	○	k ĩ t y (ĩ)	○	kitty
ě	˙	t ě n	○	ten
ē	˘	t ē n	○	teen

4d. The short sound of **ũ**, as heard in **hũt** and **rũt**, is represented by a double-unit circle; a dot beneath indicates the sound of **oũ** as in

hōök, hōöd; and a stroke indicates the long sound of **ōō**, as in **fōöd** and **shōöt**.

ũ	○	k ũ p		cup
ōō	◊	b ōō k		book
ōō	◊	b ōō t		boot

5. JOINING VOWELS.

REMARK—As you practice writing the following shorthand outlines, learning the vowel joinings, do not fail to insert in your notes the diacritical marks according to “Guide to Vocalizing.”

(1) Joining Circles.

5a. When joined to straight lines, the circle is written in the same direction as the hands of a clock move.











eat		$\bar{e} t$ $\bar{e} l$		eel
due		$d \bar{u}$ $l \bar{e}$		lee
deed		$d \bar{e} d$ $\check{u} p$		up
peep		$p \bar{e} p$ $p \check{u} p$		pup

5b. When joined to a single curve, the circle is turned on the concave side of the curve.









ear		$\bar{e} r$ $\check{e} g$		egg
eke		$\bar{e} k$ $\check{i} f$		if
key		$k \bar{e}$ $\check{e} j$		edge
me		$m \bar{e}$ $f \bar{u}$		few

5c. Between two characters forming an angle, the circle is written on the point of the angle.







mean		$m \bar{e} n$ $d \check{e} k$		deck
kick		$k \check{i} k$ $m \bar{e} t$		meat

keg		k ě g k ĭ d		kid
tip		t ĭ p b ě g		beg
pit		p ĭ t f ĭ g		fig
pig		p ĭ g b ũ f		buff
cup		k ũ p b ũ j		budge

5d. Appearing between reverse curves, the circle is turned on the convex side of the first curve.











ream		r ě m n ě k		neck
merry		m ě r y (ĭ) m ě k		meek
mere		m ě r k ě n		ken
fudge		f ũ j g ũ n		gun

5e. Between an oblique curve and straight line or curve, the circle is turned on the outside.









jip		j ĭ p d ũ v		dove
jug		j ũ g t ĭ f		tiff
jig		j ĭ g j ũ t		jute

(2) Joining Half Circles.

















5f. At the beginning of a word, the half-circle is written in the same direction as the hands of a clock move.

ache		ā k ō k		oak
ape		ā p ǎ k m ě		acme
add		ǎ d ō n		on
ail		ā l ā m		aim
age		ā j ā n ũ		anew







5g. At the end of a downward character, the half-circle forms a tangent hook turned to the right.

jay		$j \bar{a}$ $j \bar{o}$		Joe
bay		$b \bar{a}$ $b \bar{o}$		bow
lay		$l \bar{a}$ $l \bar{o}$		low
foe		$f \bar{o}$ $th \bar{o}$		tho

5h. Between two characters, the half-circle forms a hook tangent to the first character.

rake		$r \bar{a} k$ $g \bar{a} n$		gain
take		$t \bar{a} k$ $k \bar{a} m$		came
tame		$t \bar{a} m$ $g \bar{a} t$		gate
calf		$k \ddot{a} f$ $p \bar{a} t$		pate
rove		$r \bar{o} v$ $m \ddot{a} p$		map
date		$d \bar{a} t$ $t \ddot{a} n$		tan
bone		$b \bar{o} n$ $n \ddot{a} t$		gnat
foam		$f \bar{o} m$ $l \bar{o} j$		lodge

5i. Between two characters of opposite convexity, the half-circle is joined tangent to both characters.

fog		$f \ddot{o} g$ $g \bar{a} j$		gauge
bag		$b \ddot{a} g$ $j \ddot{o} g$		jog
fag		$f \ddot{a} g$ $d \ddot{o} j$		dodge

5j. (1) By referring to 3b. it will be noted that at the end of a stroke the half-circle forms a tangent hook turned on the inside of an upward or horizontal curve and (2) on the underside of an upward or horizontal straight stroke.

SECTION 2

SIMPLE WORD-FORMS.

6. Written and spoken language is made up largely of a repetition of a few simple words. It is computed that close to one hundred of these words comprise about one-half of the ordinary language. Brief forms are provided in all systems of shorthand for such words. The student should commit to memory the list given below before proceeding further.











he	o	can	—
I	∩	would	—
of	∩	too, two	∩
the	∩	put	—
they	∩	have	∩
came	∩	give	∩
them	∩	gave	∩

PHRASE-WRITING.

7. A phrase, as used in shorthand, is two or more words joined for the purpose of facilitating speed. By joining simple words, great speed in shorthand writing may be acquired. The theory is that each pen-lift is equal to a stroke, and therefore every word joined saves the time required in making a character. Phrase-writing should be acquired from the beginning, as it is difficult to accomplish if deferred until the student has formed a habit of writing common words separately.












REMARK—There are two classes of word-forms, viz., "circle" and "lineal." In joining the sign of one class to that of the other, unless otherwise indicated, the rule for joining vowels must be observed.

of the	∩	he can	∩
of them	∩	can he	∩

I can		he gave	
he came		I know	
if you would		I may	
he put		I put	
they put		they would	

8. Words spell phrases as letters spell words, simple word-forms, therefore, are as important to phrases as the vowels are to words. Like vowels, each with its varied sounds to indicate the correct pronunciation of words, a few shorthand characters are assigned two and sometimes three simple words. As the sign usually represents words of different elements of the language, they are never confused as the reading must make sense. Therefore, one familiar with shorthand reading has no more difficulty in "pronouncing" the phrase than he has reading words containing the same vowel, yet of different sounds. Phrases that may slightly resemble ordinary words are recognized in like manner, commonly termed "the context".

Commit to memory the word-forms given below before proceeding further.

you, your		at, it *to	
are, our		in, not	
go, good		am, more	
well, will		than, then	
a, an		far, for, favor	
		be, but, by	

* In a few phrases, like to-put, to-go, to-keep, etc., it may be found more convenient to insert the circle for U, thereby spelling the word "to" out.

SCIENTIFIC-PIIRASING.

9. The language is composed of certain "elements" or classes of words, such as "conjunctions", "adjectives", "nouns", "pro-

nouns", etc., and a grammatical phrase is made up of words from the elements which must be read together to show their meaning in a sentence.

























The elements, or classes, are composed of a variety of words, the "pronouns" **I, we, you, he, it, she,** and **they,** constituting the most common class.

The elementary words are always uttered in conjunction with other root words of the phrase, as **I can, he can, or can you, can he, can they,** etc. While there are a multitude of similar elementary combinations, yet their frequent utterance as a grammatical phrase or "sound-blend" has evolved the language into a harmonious rhythm of speech.

















Hence, by joining the shorthand characters representing the elementary words to a preceding or following sound, in harmony with the rhythm of the language, constitutes SCIENTIFIC PHRASE-SPELLING.

REMARK—With this wonderful tangential vowel system, and the continuous lineal character and free movement of the writing, there is no limit to the practical application of SCIENTIFIC PHRASING.











Write the following "pronoun phrases" a great many times.

I can		I would	
you can		you would	
he can		he would	
they can		they would	
it will		you will	
he will		they will	
I have		I am	
you have		you are	
they have		they are	
can you		will you	
can he		will he	
can they		will they	









9a. The above SCIENTIFIC PHRASING principle may be applied almost indefinitely to three or more word phrases in the following manner:

I can not		I would not	
you can not		you would not	
he can not		he would not	
they can not		they would not	
it will not		I have not	
you can put		you have not	
he can put		they have not	
they can put		they are not	









9b. Phrases like **can you**, **will he**, **would he**, **would you**, are often followed by a class of words denoting ACTION, or STATE, forming many expressions as, **can you go**, **will he go**, **would he put**, etc. When possible, such grammatical expressions should always be phrased.

can you go		can you give	
can he go		can he give	
can you be		would you not	
would you put		would he put	
will they put		would they put	

















9c. In spoken language, the word “**the**” is nearly always uttered before nouns, as, **the coat**, **the gate**, **the mill**, etc., or is used as an initial modifier of other words, hence when convenient, SCIENTIFIC PHRASING may be applied to blend “**the**” with the modified word or noun in the following manner:

the good		the meat	
the gate		the cat	
the key		the net	
the dog		the duck	







9d. Prepositions, such as, **at, of, to, by, for,** and **from,** when uttered in a sentence form "sound-blends", hence, when convenient, should be phrased with a following word.

at me		to go	
of our		of them	
for our		from them	
by our		to our	

9e. Write the following phrases a great many times. In forming the combination, the word indicated by (☞) is read first.

	any	them	me	more
☞ of				
by				
for				
from				

9f. By the co-application of the last two principles, many three-word "sound blends" may be obtained.

at the gate		by the gate	
of the good		for the deed	
to the deck		from the good	

REMARK—When the system provides a facile joining, it is permissible to vary from the grammatical euphony, and the modified word or noun separated, when special forms for such phrases as *of the, by the, for the, etc.*, are preferred.

10. PUNCTUATION MARKS.

Period	·	Paragraph	¶
Interrogation	×	Parenthesis	()
Quotation	" "	Capital	"
Dash	—	Hyphen	-
Underscore	⏟	Tie Bar	—
Repetition	≡	Hissing	⋮

11. Sentences.—If the student has mastered the alphabet, understands the rules for joining vowels, and if familiar with the foregoing “scientific phrasing” principles, he is now ready to proceed writing sentences.

Write the following exercise in shorthand a great many times. Compare your first copy with the shorthand notes below in order that you may not acquire the habit of forming incorrect outlines.

REMARK—In the following examples the hyphens (-) between the words indicate the grammatical groups to be written without lifting the pen. In conformity with scientific phrasing, as the student progresses he may, however, use his own judgment in joining such other outlines as conveniently join, but do not attempt the picturesque combinations which are never used in the exigency of actual note-taking.

WRITING DRILL.

11a. I can not eat the raw meat. Can-you-give me the kettle? I can not get the ticket at the gate. Can you read the note? Minnie may go to the cave. Eddie may not be ready. I am not at the deep well. Kate bought a neat red coat. It will not eat the good food. Can you give me an hour to go eat? Be good to the dog. Can-you-give me the note?

READING EXERCISE.

11b. The first half of this page illustrates how the previous writing drill appears when all the words are disjoined. The last half shows how Scientific Phrasing may be applied. Read both plates a great many times, then use only the last half page for speed dictation.

1 2 3 4 5 6 7 8
 9 10 11 12 13 14 15 16
 17 18 19 20 21 22 23 24
 25 26 27 28 29 30 31 32
 33 34 35 36 37 38 39 40
 41 42 43 44 45 46 47 48
 49 50 51 52 53 54 55 56
 57 58 59 60 61 62 63 64
 65 66 67 68 69 70 71 72
 73 74 75 76 77 78 79 80
 81 82 83 84 85 86 87 88
 89 90 91 92 93 94 95 96
 97 98 99 100

11c. Same matter phrased.

1 2 3 4 5 6 7 8
 9 10 11 12 13 14 15 16
 17 18 19 20 21 22 23 24
 25 26 27 28 29 30 31 32
 33 34 35 36 37 38 39 40
 41 42 43 44 45 46 47 48
 49 50 51 52 53 54 55 56
 57 58 59 60 61 62 63 64
 65 66 67 68 69 70 71 72
 73 74 75 76 77 78 79 80
 81 82 83 84 85 86 87 88
 89 90 91 92 93 94 95 96
 97 98 99 100

U. A. Desha

Z56
IIA27
ex 12

PROGRESSIVE LESSONS

IN

Desha
TANGENT
SHORTHAND
Desha

LESSON 2



256
1927
COPY

PATENT APPLIED FOR

While copyright protects all the copyrightable component parts of this work against all unlawful use of its composition, illustrations and methods, yet to insure further protection, patent has been applied for. Said patent application contains specifications of seventeen specific claims covering every important feature of the system and methods of arrangement, including: the individual alphabetic characters and composite outlines as representing respective letters or sound combinations of the language; the method of producing the combinations by joining a straight line and a curve, forming a tangent curve; the use of the five pointed star as diagrammatically illustrating the principles; the use of the words "tangent" and "tangential" as applied to the name and the principles; the method of arranging words in marginal columns, and placing the shorthand characters immediately following the left hand column, and placing the shorthand characters immediately preceding the right hand column, and the accents forming another column near the center; the method of tabulating the language, that is, by placing the words of one element which form the grammatical combinations of the language in a marginal column, and the words of another element at the top or bottom and placing the shorthand outlines representing the combination at the intersection point of the (real or imaginary) horizontal and vertical lines; the proportionate shape and size of the book as applied to shorthand and other books constituting the shorthand and commercial series.

ORVILLE U. DESHA, Inventor.

THE DESHA PUBLISHING CO.
Fort Collins, Colorado

© Cl. A 320832

no 2

LESSON 2

Copyright 1912 by Orville U. Desha.

SECTION 3

S.

12. The aspirate sound S, including its soft *c* sound, and its modified consonant forms X and Z, produces a peculiar variety of consonant, aspirate and vocal coalescents unequalled by any other aspirate or consonant sound of the language.


The inability to assign a single character to express the important aspirate S, and at the same time provide a suitable joining to the preceding or following character in producing its multitude of vocal, consonant and aspirate combinations, has thrown many previous systems into complete confusion.

Tangential Aspirate-Vocals.

Projecting from the marvelous star tangent circle, the inventor procures an odd character to represent the important and frequent sound of S, and by a simple yet scientific principle joins all the aspirate vocals SA, SO, SE, SI, SU and transposed AS, OS, ES, IS, US, to a preceding or a following character in a tangential manner without an angle. This is doubtless one of the most wonderful and useful tangential inventions of the system.

Diagrammatic Illustration.

By referring again to the star pentagon and tangent circle, it will be observed that a little short line projects from the tangent circle to the pentagon angle. This little short line represents the letter S and is christened "the Soid" See Fig. a63. The tangent circle representing the circle vowel is turned in order that the Soid may have a vertical inclination giving to the S an odd, yet distinct character. See Fig. b63.



S-aspirate-vocals.













13. An S-aspirate vocal is a combination of S with a vowel to represent one sound.

(1) Circles are joined to the soid in the usual manner, but it is found more convenient to form a sharp point of the half-circles to form their respective S-aspirate vocals.

(2) The half-circle S-aspirate vocals may be joined to a following or preceding character in a tangential manner by one stroke of the pen,

observing carefully that the Soid retains its vertical inclination.











REMARK—There are unit and double-unit pointed half-circles to correspond with the respective half-circles.

o	d	d	q	q	q
E	SE	SU	EX	IS	US
					
A	AS	SA	O	OS	SO
					
PA	PAS	SAP	PO	POS	SOP







Joining the Soid.

14. The lineal character governs the joining of the vowel, hence, when following or preceding a circle, the Soid is written tangent to the circle observing the rule for joining the vowel.

REMARK—A number of words are composed of the same letters, the first and last letters being transposed to form a different word, as *S-E-K=seek*, or *K-E-S=keys*, the vowel retaining the same position in the word, hence, the transposed S-aspirate-vocals usually occur at the end of short words.

(WORDS)		(REGULAR) (TRANSPosed)		(WORDS)
sue	d	SU US	q	us
seek		SEK KES		keys
said		SED DES		dee's
Sim		SIM MIS		miss
set		SET TES		tease
seen		SEN NES		knees

14a. It should be remembered that half-circle S-aspirate vocals join a following or preceding character in a tangent manner by only one stroke of the pen, observing carefully that the Soid retains its vertical inclination.

sack		SAK KAS		case
sad		SAD DAS		days
same		SAM MAS		mass

sag		SAG GAS		gas
soak		SOK KauS		cause
sot		SOT TOS		toss
sod		SOD DOS		dose
psalm		SOM MOS		Moze

14b. When preceded or followed by a downward character, the circle and half-circle S-aspirate vocals join in the following manner:

seal		s ē l b ē s		bees
siege		s ē j s ĩ v		sieve
sage		s ā j l aw s		laws
sob		s ö b b aw s		boss
safe		s ā f v ā s		vase
face		f ā s l ā s		lace

14c. When preceded by a half-circle vowel, SeS may be designated by turning the Soid on the outside of the half-circle.

masses		m ä ses k ā ses		cases
possesses		p ö ses s r ā ses		races

14d. In the body of a word, when more convenient, the Soid for S or SeS may be formed by the "Retracing Principle" in the following manner:

passage		p ä ses j p ä ses v		passive
caisson		k ass n p ö ses v		possessive

14e. In practical writing, the Soid also represents the letter X, but when desired X may be indicated by writing the Soid slightly longer. In words beginning with EX, when followed by

another vowel, E may be implied and the EX expressed by the Xoid.

exit	⌋	<i>x ĭ t</i> <i>m ĭ x</i>	⌋	mix
Rex	⌋	<i>R ě x</i> <i>v ě x</i>	⌋	vex

14f. Z is expressed by the same sign for X in practical writing, but a dot marks the distinction when desired.

fuss	⌋	<i>f ũ s</i> <i>f ũ z</i>	⌋	fuse
buss	⌋	<i>b ũ s</i> <i>b ũ z</i>	⌋	buzz
fix	⌋	<i>f ĭ x</i> <i>g ā z</i>	⌋	gaze

14g. In such words as *tax*, *lax*, *Max*, etc., half-circle S-aspirate-vocals may be expressed in the following manner:

tax	⌋	<i>t ä x</i> <i>M ä x</i>	⌋	Max
lax	⌋	<i>l ä x</i> <i>n ö x</i>	⌋	knocks

15. SIMPLE WORDS.

any	⌋	only*	⌋
so	⌋	one	⌋
say-s	⌋	name	⌋
some	⌋	every	⌋
those	⌋	very	⌋
thus	⌋	never	⌋
whether	⌋	business	⌋
tho	⌋	jury	⌋

* Ly may be indicated by forming a loop of the circle vowel.

15a. As previously stated, one sign may represent two words of different elements of the language without confusion in reading.

Write in shorthand the following list a great many times:

as, has	,	several-ly	ſ
is, his	q	suggest-ion	ſ
this, these	q	from, form, firm	l
cause, because	—	arrange-ment	o
company	—	refer-ence	ſ
gentlemen-an	/	govern-ment	ſ

SCIENTIFIC PHRASING.

16. As previously instructed, prepositions should join a following character.

Write in shorthand the following combinations a great many times:

☞	of	by	for	from
his	o	ſ	ſ	l
some	—	l	l	l
those	ſ	ſ	ſ	l
this	ſ	ſ	ſ	l

17. **Conjunctions** usually form "sound-blends" with a following word, hence, when possible should phrase. The word "**than**" is a grammatical exception and therefore may phrase with a preceding word.

for	/	for I will	ſ
if	ſ	if you are	ſ
as	,	as it	l

but	/	but it	∟
than	∩	more than	∩
tho	∩	tho it	∩
whether	∩	whether you are	∩

17a. Write in shorthand the following combinations a great many times:

Read first	if	as	for	but	whether
he	∩	∩	∩	∩	∩
it	∩	∩	∩	∩	∩

17b. **Scientific Phrase Building.**—By affixing the following words to each of the above combinations, sixty three-word phrases may be formed. Try it, and write a great many times.

-goes	∩	-is	∩
-does	∩	-has	∩
-will	/	-may	∩

17c.	if	as	for	but	whether
I	∩	∩	∩	∩	∩
you	∩	∩	∩	∩	∩
they	∩	∩	∩	∩	∩

17d. **Scientific Phrase Building.**—Affix the following words to each of the above combinations forming three-word phrases and write a great many times.

-go	∩	-ought	∩
-do	∩	-may	∩

18. Prefix the prepositions, **at**, **of**, **to**, **by**, **for**, and **from**, to each of the following phrases

that will make sense and write a great many times.

-the name	u	-the reference	5
-the jury	6	-the gentlemen	7
-the case	u	-the government	u

19. WRITING DRILL.

I-have-not seen the book for some days. His business is very-good. It-is because it-will give me two days to get the goods. Your note is due. Can you give me more-than I can get on the same day? If-so, give me your offer. From-his side of-the case, he-is in-the-race. Miss Simms will-not-be at tea. If-you give me the keys, I can get in at the-gate. Do you mean to say-it? The name is not new. Can-you-refer me to a good business gentleman?

19a. READING EXERCISE.

REMARK—It was intentional, in preparing the plates for this and other "Reading Exercises," not to produce some of the phrase combinations as illustrated under the various Scientific Phrasing Principles. The motive is that the student may become accustomed to reading variable notes. But in using the Reading Exercises for dictation, the student should adopt a uniform method of joining words according to the Scientific Phrasing Principles.

u b / r e u u u
 ~ ~ / u u u u
 u u u e u u
 e r / / u r / ~
 r - u u u d -
 l. l u r u b e u
 s o u u u u u u
 v u u u u u u u
 o u u u u u u u
 v u u u u u

SECTION 4

DIPHTHONGS.

















20. A diphthong is a combination of two vowels in one utterance or syllable.

(1) AU equals **ou** or **ow**, as heard in *gout*, *cow*; OI equals **oy** or **oi**, heard in *boy*, *oil*; U equals **eu** or **ew**, heard in *feud*, *mew*. AI equals I, heard in *aisle*, hence, by uniting the shorthand characters representing the vowels, the respective diphthongs are obtained.







(2) YE and YU are indicated by forming a reversed loop of E and U, respectively, at the beginning of characters.

(3) The loop is attached on inside of half-circle vowels forming YeA and YeO, respectively.

REM.—At the beginning of a word, YeA and YeO join other characters with an angle. Other diphthongs are joined to other characters in the same manner as ordinary vowels.

(Pronounce as one sound)		Composed of		(words)
OU, OW		au g ow t		gout
OI, OY		oi oi l		oil
I		ai ai s l		aisle
YE		ye ye l ō		yellow
EU		u f u d		feud
YU		u u l		Yule
YA, YeA		ya ya k		yak
YO, YeO		yeo yo k		yoke

21. PROGRESSIVE EXERCISE.

bough		b ow g ā t		gate
thou		th ow ow ns		ounce
gout		g ow t r ow t		rout









cow		<i>k ow</i> <i>m ow s</i>		mouse
doubt		<i>d ow t</i> <i>n eu</i>		new
youth		<i>eu th</i> <i>f eu</i>		few
fume		<i>f eu m</i> <i>m eu</i>		mew
mute		<i>m eu t</i> <i>oi l</i>		oil
coy		<i>c oi</i> <i>s oi l</i>		soil
doughy		<i>d oi</i> <i>b oi</i>		boy
mean		<i>m ē n</i> <i>m ī n</i>		mine
kite		<i>k ī t</i> <i>v ī s</i>		vice
ripe		<i>r ī p</i> <i>r io t</i>		riot
guide		<i>g ī d</i> <i>ī o t a</i>		iota
guy		<i>g ī</i> <i>th ī</i>		thy
noise		<i>n oi s</i> <i>s ī e n s</i>		science
sigh		<i>s ī</i> <i>s ī n s</i>		signs
yea		<i>y ā</i> <i>f ī r</i>		fire
yet		<i>y ě t</i> <i>y ũ m</i>		yam

22. At the end of words when preceded by the long sound of I, T may be omitted, the diphthong being enlarged to indicate the final T sound.


























right		kite	
might		night	
sight		light	

23. WORD-FORMS.





why		decide	
use, us		kind	

yes	p	my, might	
how, out	o	body	
outcome		after	
above		write, right	
side		fall, follow	

24. SCIENTIFIC PHRASING.

	my	your	thy	his
at				
of				
by				
for				
from				
about				

24a. **Scientific Phrase Building.**—By affixing the following words to each of the above phrases, ninety-six three-word phrases may be formed. Write a great many times.

-route		-right	
-kind		-guide	

25. WRITING DRILL.

Write me if you find my cow. You are now out. The boy caught the cow. He had the gout. Write me fully about the public will. You are on the right road to town. The outcome of-my case is very good. They might go in the night if they decide. The-youth said the-yoke on the cow caught in the gate. Write me about-your mine if you decide on the day you are to be on the new site. Your kind note you wrote is very neat. It is for-my fall business. Every name on the deed is right. They seek to-be seen at the cave. Give me two to set the tube in the same case. The boys knew it would be a busy day.

26. READING EXERCISE.

1 1 0 1 6 2 4,
 2 1 6 2 0,
 1 1 0 2 0 2 2,
 1, 1 0 0 1 1
 1 2 1 0, 1, 1
 2 0 1 1. 1, 1
 1. 0 1, 1, 1
 1 1 1, 1 1. 0
 0, 1 1 1, 1
 1, 1, 1 1 1
 1, 0 1 1 1
 1, 1 1 1 1, 0
 1 1 1, 0 0 1 1
 0 1, 0 1 1 1
 1 1 1 1, 1 1
 0 1, 1 1 1 1
 0, 1 1 1 1 1,
 1 1 1. 1 1,

SECTION 5

ASPIRATE DIGRAPHS.

28. An Aspirate Digraph is a combination of two aspirates to represent one sound, as **ch** in *chain*, **sh** in *ash*.










As the sound of S equals the soft sound of C, a special character for C is unnecessary, CH is therefore expressed by slightly curving the upward Soid, and SH, by curving the downward Soid. (As the Soids are vertical, it will be noted that they assume a slanting position when curved.) CII is pronounced **chay**, not *see aitch*. SHI is pronounced **ish**, not *es-aitch*.



















REMARK 1—These forms can never be confused as they are governed by the simple and definite rule of movement.

REMARK 2—In practicing the unit curves keep in mind that the character for CH is always written upward while that of SH is written downward.

REMARK 3—Remember also that SH is a down-left curve, while TH is a down-right curve. The following illustrates the position the units occupy in the alphabet. Asterisk (*) indicates characters to be introduced later.

UNITS.

Up.	→	Down.	↙	Horizontal.	→
CH		SH, ZH		R	
*		*		*	
*		TH, the		N	

each		\bar{e} ch d \bar{a} sh		dash
chat		ch \bar{a} t m \bar{a} ch		match
shave		sh \bar{a} v sh \bar{a} m		shame
chain		ch \bar{a} n n \bar{i} ch		niche
check		ch \bar{e} k sh \bar{e}		she
chin		ch \bar{i} n sh \bar{o}		shoe
gush		g \bar{u} sh sh \bar{o} s		shoes
shoot		sh \bar{o} t sh \bar{a} d		shade
cheap		ch \bar{e} p ch \bar{o} p		chop

29. WORD-FORMS.

change, which	↖	please	↗
should, ship (-shun)	↖	become	↘
friend	↘	bring	↘
future	↘	apply	↗
publi { sh cation	↗	application	↗
come	~	run	~
public	↗	must	↘

30. SCIENTIFIC PHRASING.

	which	each	such	the change
at-	↖	↘	↖	↖
of-	↖	↘	↖	↖
about	↘	↘	↘	↘
by-	↘	↘	↘	↘
for-	↘	↘	↘	↘
from-	↘	↘	↘	↘

NOTE—In such phrases as *of-such*, *about-such*, *by-such*, and *for-such*, the Soid may drop below the line of writing, which serves as a legible distinction.


30a. Scientific Phrase Building.—The phrases, “he put”, “she will” and “I put” may be attached to all the first column that make sense. The phrases “of my” and “of them” may be affixed to the second column, and the words “kind”, “good” and “change” to the third.

30b.  may might could should

I-    

you-    



he-    


she-    

they-    

it-    

30c. **Scientific Phrase Building.**—By affixing the following words to the above phrases, ninety-six three-word phrases may be obtained. Write a great many times.

-change  -run 

-go  -come 

31. WRITING DRILL.

He wrote on the check. The boy's choice is the red apple. I met the kind chief. They suggest a change of agency. Ship me the rye if-you-have the same kind I bought a few-days-ago. It-is a shame she could not see the good show. The shoe shop shook at each gush of rain. Can you ship me the shoes after I run the ad? The goods for-which-you gave check must be on the road. Which-ship am I to take from-the bay? The payee took the check, but-it will-not pay-the note. You-should-ship the fruit in May. On which deck of-the ship was your-friend shot?

32. READING EXERCISE.

n | r , t , y ,
 h e . e o | i a c ,
 o ~ - | r b x p
 l i d e | l l - d
 e e - | r e e -
 l m , e r , p r h ,
 a r o r l , e o -
 l d - , d e o q i o
 r , - e v e - | x e
 e v e p - | d o e
 m , - ~ r | l t ,
 k r - e o x - o
 - d e h | x d e
 r d - | b g a - n ,
 o o n b , | o q a ,
 h o e q r - o , d
 l - i o , r | r b e
 o q e n | r e , b .
 a d o - | l i o , o
 e e - | o b ,

OCT 8 1912

W. H. Gresham

Z56
D427
copy 2

PROGRESSIVE LESSONS

IN



LESSON 3



256
11427
copy 2

PATENT APPLIED FOR

While copyright protects all the copyrightable component parts of this work against all unlawful use of its composition, illustrations and methods, yet to insure further protection, patent has been applied for. Said patent application contains specifications of seventeen specific claims covering every important feature of the system and methods of arrangement, including: the individual alphabetic characters and composite outlines as representing respective letters or sound combinations of the language; the method of producing the combinations by joining a straight line and a curve, forming a tangent curve; the use of the five pointed star as diagrammatically illustrating the principles; the use of the words "tangent" and "tangential" as applied to the name and the principles; the method of arranging words in marginal columns, and placing the shorthand characters immediately following the left hand column, and placing the shorthand characters immediately preceding the right hand column, and the accents forming another column near the center; the method of tabulating the language, that is, by placing the words of one element which form the grammatical combinations of the language in a marginal column, and the words of another element at the top or bottom and placing the shorthand outlines representing the combination at the intersection point of the (real or imaginary) horizontal and vertical lines; the proportionate shape and size of the book as applied to shorthand and other books constituting the shorthand and commercial series.

ORVILLE U. DESHA, Inventor.

THE DESHA PUBLISHING CO.
Fort Collins, Colorado

© Cl. A 320832

no 2

LESSON 3

Copyright 1912 by Orville U. Desha.

SECTION 6

II-ASPIRATE-VOCALS.

33. An H-aspirate-vocal is a combination of the aspirate H with one or more vowels to represent one sound.

At the beginning or in the middle of a word, H is always followed by a vowel or diphthong, hence, no consonant coalesces with an initial H. For this reason an alphabetic character for H is unnecessary, the vowel following being modified to represent the H-aspirate-vocal.















MODE OF INDICATING H.

33a. Ch (chay) is the only aspirate digraph which precedes all, and no other than the vowel sounds. A consonant never immediately follows ch. Hence, when ch is followed by a vowel, to omit the preceding c sound, H will then change to the sound of hāy, producing all the **H-aspirate-vocals of the language**: (c) IIA, (c) HO, (c) HE, (c) HI, (c) HU, (c) HOW, (c) HOI, (c) HUE.

Likewise in the same manner, to omit from the shorthand outline that part representing the c sound, expresses without exception the respective H-aspirate-vocals. Note that they join to following characters with angle without changing their usual form (as indicated by dotted line).

REMARK 1—In applying this principle, as a natural result, the circle vowels will assume the form of a loop, as a distinction from ordinary vowels.

REMARK 2—At the beginning of a word, the H-aspirate-vocals are written above the line of writing when followed by a downward character, and on the line of writing when followed by an upward or horizontal character, same as ordinary vowels.

(c) HA		<i>ha</i> <i>hă t</i>		hat
(c) HO		<i>ho</i> <i>hō d</i>		hod
(c) HE, I		<i>he</i> <i>hē t</i>		heat
(c) HU		<i>hu</i> <i>hōō t</i>		hoot
(c) HOW		<i>how</i> <i>how s</i>		house
(c) HOI		<i>hoi</i>		hoy
(c) HI		<i>hi</i> <i>hī t</i>		height

34. PROGRESSIVE EXERCISE.

Hoyle	ʔ	hoi l hě v ĩ	ʃ	heavy
hole	ʔ	hō l hōō d	e	hood
humid	e	hū m ĩ d hū g	a	hug
hoe	o	hō hū	o	hue
hull	ʔ	hū l hō d	z	hod
hog	ʔ	hō g hōō f	ʃ	hoof
hash	ʔ	hū sh hō b ĩ	ʃ	hobby
whom	e	hōō m hōō t	e	hoot
high	o	hī hū p ĩ	o	happy

35. WORD-FORMS AND PHRASES.

had, hand	o	him	e
his, is	ʔ	her	o
he-is	ʔ	hope, what	o
has-he	d	he-sat	e

36. SCIENTIFIC PHRASING.

him	her	his	how
at-	e	o	o
of-	a	o	e
by-	L	L	o
for-	L	L	o
from-	e	e	e
about-	L	L	o

36a. Scientific Phrase-Building.—(This explanation has reference to the following table). By reading the pronouns last, interrogative phrases may be obtained, as shown by the right character. Add the word “not” to the left character and produce the negative form.

	-had	had-	-has	has-
he	9	o	q	d
it	—	2	—	—
she	5	6	6	6
	-had	had-	-have	have-
I	9	o	2	6
you	9	o	9	d
they	9	o	9	6

36b. Also, affix the following words and phrases to all the left, and to as many of the right as will make sense, and write a great many times.

-him	e	-to go	6
-her	—	-to have	7
-more	—	-more than	—

37. WRITING DRILL.

Feed the hen good food. This is the check for the hay. Put it on your books. The heat made him ill. For whom would they go. About how high is the house? I have your note, but-you have not said what they-have paid on-it. It is too hot for-the big hat on in the house, the hood will do. Will-they lease the house to Dave Dowey? You-should not have paid so much for the piece of china. Lee will eat chicken in the kitchen at the safe. You may pay cash for the braid but not for the fish. Put the hay in the rack for the sheep. He gave the chief a match.

38. READING EXERCISE.

6 3 . 0 2 , 1 a 5
 , 6 2 , 1 7 3 . 8 9
 , p 2 , 1 9 2 , 1 7 9 0
 8 1 , 6 , 4 1 0 7 ,
 6 , p 4 , 8 , 3
 6 , 1 6 9 ~ 20 , d
 6 - 1 6 x y u 3 e
 1 - 2 , p 6 4 , e x
 , 6 3 6 7 , 4 , 6 ,
 7 4 7 4 , 1 2 2 5
 8 8 8 , 1 e 1 2 ,
 6 7 7 , 7 7 7 7 -
 , 4 7 , 0 5 9 9 0
 8 8 x 0 3 1 6 .
 6 7 7 1 7 8 ,
 2 6 , e = 2 1 , 8 x
 8 1 6 6 6 - e
 6 , 7 , 1 6 1 2 1 e
 6 , 7 - 1 8 x
 2 , 6 9 , 8 4 1 ,

SECTION 7

W.

39. W is always preceded by one of eight letters; viz., D, G, K, S, T, A, O, E, and always followed by one of six letters; viz., H, A, O, E, I, U, hence the combinations formed by W are:

W-coalescent consonants; DW, GW.

W-aspirate consonants; $\begin{cases} \text{TW, SW, KW=} \\ \text{QU, WH=HW.} \end{cases}$

W-consonant-vowels; $\begin{cases} \text{WA, WO, WE,} \\ \text{WI, WU.} \end{cases}$

W-diphthongs; OW = OU or AU.

W-digraphs; AW, EW = EU or U.

(a) It will be remembered, under "Guide to vocalizing (§ 4b), the diacritical mark (.) placed beneath the vowel indicates a following W sound, as in *awe*, *pawn*. As the W also precedes all the vowels, W-consonant-vocals are indicated in the same manner by placing the dot above the vowel to indicate a preceding W sound.

(b) S, TH, or the H-aspirate-vocals HA, IO, HE, HI or HU, placed in the W position indicates a following W sound.

REMARK 1—At the beginning of a word the mark indicating a W sound should be made first, but when the W sound occurs in the body of a word the sound is indicated after the outline is completed.

REMARK 2—A character placed above another supplanting the dot means the character so placed is "in the W position".

Write the following plate (both ways, from left to right and from top to bottom) a great many times.

39a.	A	O	E	I	U
W					
TW					
DW					
GW					
KW=QU					
SW					
THW					
*HW=WH					

* Note—The last line represents the words: *whack*, *whop*, *when*, *whit*, *whoop*, given to show the position of the H-aspirate-vocals to express W.

39b. WORDS.

AW	↷	aw	↷	aught
WA	↷	w a w ā k	↷	wake
WO	↷	w o w ō k	↷	woke
WE	◊	w e w ē p	↷	weep
WI	◊	w i w ī r	↷	wire
WU	◊	w u w u d	↷	wood
DWA	—↷	d w a d w a	—↷	(dwa-)
DWE	—◊	d w e d w e	—◊	(dwe-)
DWI	—◊	d w i d w ī t	—◊	Dwight
TWA	—↷	t w a t w ā n	—↷	twain
TWE	—◊	t w e t w ē d	—◊	tweed
TWI	—◊	t w i t w ī n	—◊	twine
GWA	↷	g w a g w ā n	↷	guan

SW THW WH.

39c. As previously indicated, SW may also be expressed by placing the Soid in the W position; and THW, by placing TH in like manner.

SWA	↷	sw a sw ā	↷	sway
SWO	↷	sw o sw ō p	↷	swap
SWE	◊	sw e sw ē p	↷	sweep
SWI	◊	sw i sw ī n	↷	swine
SWU	◊	sw u sw ōō n	↷	swoon
THWA	↷	thw a thw ā k	↷	thwack

39d. As previously noted, the unique method of placing the II-Aspirate-vocals in the W position expresses a previous W sound.













WHA		<i>wha</i> <i>whā k</i>		whack
WHO		<i>who</i> <i>whō t</i>		what
WHE		<i>whe</i> <i>whē n s</i>		whence
WHI		<i>whi</i> <i>whī m</i>		whim
WHU		<i>whoo</i> <i>whōō p</i>		whoop

39e. In ordinary speech, the sound QU equals the sound of KW, as in such words as kw-a-k = *quack*, therefore a special character for Q is unnecessary, the alphabetical character for K being used, and the W sound indicated by placing the dot above the following vowel in the usual manner, expressing the aspirate-vowels; QUA, QUE, QUI, QUO.















QUA		<i>k w a</i> <i>k w ā sh</i>		quash
QUO		<i>k w o</i> <i>k w ō t</i>		quote
QUE		<i>k w e</i> <i>k w ē r</i>		queer
QUI		<i>k w i</i> <i>k w ī t</i>		quite

40. PROGRESSIVE EXERCISE.









quaff		<i>k w ā f</i> <i>k w ā k</i>		quack
qualm		<i>k w ā m</i> <i>k w ī c k</i>		quick
quiet		<i>k w ī t</i> <i>k w ā k</i>		quake
wedge		<i>w ē j</i> <i>w ā g ō n</i>		wagon
weary		<i>w ē r ī</i> <i>w ōō f</i>		woof
wide		<i>w ī d</i> <i>w ā j</i>		wage
walk		<i>w ā w k</i> <i>w ōō l</i>		wool
wave		<i>w ā v</i> <i>w ī l ō</i>		willow

twitch		<i>t w ĩ ch</i> <i>w ē v</i>		weave
woes		<i>w ō s</i> <i>w ĩ s</i>		wise
sweet		<i>sw ē t</i> <i>sw ĩ m</i>		swim
switch		<i>sw ĩ ch</i> <i>sw ě l</i>		swell
swing		<i>sw ĩ ng</i> <i>sw ō ō n</i>		swoon
wheel		<i>w hē l</i> <i>w hā</i>		whey

41. The W may be omitted in many words where the context would compel its insertion in transcribing, in the following manner:

why		<i>(w) hī</i> <i>(w) h ě n</i>		when
while		<i>(w) hī l</i> <i>ă k (w) ĩ t</i>		acquit
require		<i>r e k (w) ī</i> <i>a k (w) ī</i>		acquire
inquire		<i>n k (w) i</i> <i>k (w) a t</i>		quantity
whiff		<i>(w) hĭ f</i> <i>(w) ō sh</i>		wash
twig		<i>t (w) ĩ g</i> <i>(w) hĭ g</i>		whig
white		<i>(w) hī t</i> <i>(w) hā l</i>		whale

42. In phrasing, the character for the word "the" may be placed in the W position to express the W sound. The word "a" may also be written close to the following word to indicate the W sound.

the way		a wide	
the wool		a week	
the wagon		awoke	
the wise		a white	

43. WORD-FORMS.

we, with, were	·	what	o
was*	'	week	—
way	∩	within	∩
away	∩	wealth	∩
whoever	∩	without	o

* S in W position.

SCIENTIFIC PHRASING.

44. The characters for the words we, were, and was, have no joining, however, the following "sound-blends" are given for practice:

we are*	—	we were	·
we could	∩	you were	o'
we have	∩	they were	o'
we decide	—	I was	∩'
we can not	∩	he was	o'
we have not	∩	she was	o'

* R in W position.

44a. A distinction is made by placing the character for the preposition "with" near the center of a following lineal character in the following manner:

with me	∩	with the	∩
with my	∩	with them	∩
with her	∩	with these	∩
with him	∩	with more	∩
with only	∩	with your	o
with regard	∩	with your kind	∩

44b. The phrases, "were with" and "was with" may be expressed in the following manner:

were within	☺	were without	∩
was within	☺'	was without	∩'

Write the following "sound-blends" a great many times:

44c.

	-were	were-
we	∴	∴
you	○'	'○
they	∩'	'∩

	-was	was
he	○'	'○
it	—'	'—
she	6'	'6

44d. By writing the following words and phrases in connection with the above "sound-blends" a great many times gives the student invaluable practice.

in	☺	at	—
not	☺	to go	↗
not in	☺	on	↘

45. WRITING DRILL.

The wool on the sheep was very fine. He was away when Willie awoke. Write me while you are in the town. Why do we not hear from you when you are away from home? Why not weigh the wheat while I wait? I await your reply while I am away. When I awoke the mouse ran in my shoe. We will

know the news in a few days. You may go if you know the way. Have they been to see the new house? If you wish, you may take the fine suit. The heavy hoe will cut big weeds. When you come to town bring your hay to this house. They wish us to pay them a cash fee. Why does he go in this way? They had to go twice a day. If you come in June, you may go back when they do.

46. READING EXERCISE.

Handwritten cursive characters and symbols arranged in approximately 20 horizontal lines, serving as a reading exercise. The characters are highly stylized and difficult to decipher as a standard alphabet, but they appear to be a form of shorthand or a specific cursive script used for practice.

SECTION 8

NG NK ING

47. Should the character for N be changed into a straight line from its point of beginning, it would drop slightly below the line of writing. NG or NK may be expressed in this manner. The affix ING or THING may be expressed by a dot placed close to the end of the preceding character.

NG, NK		<i>r i n g</i>		ring
ING	.	<i>b i n g</i>		buying
THING	.	<i>n ũ t h i n g</i>		nothing
bank		<i>b n k</i> <i>t a w k i n g</i>		talking
outgoing		<i>o w g ō i n g</i> <i>b n k i n g</i>		banking
cooking		<i>k ö ö k i n g</i> <i>t h w ũ k i n g</i>		thwacking
wink		<i>w i n k</i> <i>sw i n g</i>		swing
winking		<i>w i n k i n g</i> <i>sw i n g i n g</i>		swinging

PECULIAR WORDS.

48. There are a few words, such as *awe*, *woo*, *oh*, etc., in which the marks for distinguishing the value of the vowel sounds may be found necessary to use.

awe		<i>aw</i> <i>a h e d</i>		ahead
owe, oh!		<i>ō</i> <i>ū h a</i>		aha!
ah!		<i>h a</i> <i>ā w h ī l</i>		awhile
hay!		<i>h ā</i> <i>h ū</i>		hue, hew
ye		<i>y ē</i> <i>ā h ě m</i>		ahem
yea		<i>y ā</i> <i>ā h o y</i>		ahoy
woe		<i>w ō</i> <i>w ō ō</i>		woo

48a. The facile representation of two or more vowels occurring together but not forming a pure diphthong, and joining these in natural order as they occur in the language, is one of the most important of the many unique advantages gained by this perfect tangential-vowel system.

Messiah		<i>m ě s iü</i> <i>a r ea</i>		area
labial		<i>l ā b ia l</i> <i>b ī ũ s</i>		bias
alliance		<i>ā l ī a n s</i> <i>r ō m ē ō</i>		Romeo
Syme		<i>s ī m</i> <i>ī ō n ia</i>		Ionia
Siam		<i>s iü m</i> <i>v ī a</i>		via

























49. INITIALS.

A		J		S	
B		K		T	
C		L		U	
D		M		V	
E		N		W	
F		O		X	
G		P		Y	
H		Q		Z	
I		R			











50. WORD-FORMS.

thing		being	
think		nothing	
thank		anything	
I think		something	

51. SCIENTIFIC PHRASING.

	being	going	buying	writing
at-				
of-				
by-				
for-				
from-				
about-				

51a. SPECIAL BUSINESS PHRASES.
(See 141)

Dear Sir		Thank you	
Dear Sirs		Thanking you	
Yours truly		Your friend	
Yours very truly		My friend	
Very truly yours		Kind friend	

52. WRITING DRILL.

Woe to the boy who-is late to the office. You should acquire a neat way of writing your notes. Two weeks ago I was ahead of the boy, but he-is now ahead of me. The cause is known to the teacher. Ah! I-am-not going to-have him beat me writing. The coo of-the dove on the swinging bow is very wooing. The area is two miles. I am making an etching of the house which is now being white-washed. The boy and the dog had a happy time. I am keeping the books for the meat shop. Pet was deciding which book to buy.

53. READING EXERCISE.

e / : d = o e - /
 e = d = / 6 . - /
 e u / q , = = e /
 . - / o e - e - e /
 / r - / o e r o /
 e . / r , p o . e
 i r o o e v o e
 o e o , k q u
 - e , e r . d r
 e o , e ' - e - e
 o e e k / e e x
 : = e e e e

2:

. / p - - r
 e r r e e e ,
 e o r e - k r .
 / e / e / e e , e , q
 / - e / r , k . - ? ,
 o e o e , o ,

OCT 8 1912

O. W. Desha

Z56
II 427
copy 2

PROGRESSIVE LESSONS

IN

Desha TANGENT SHORTHAND

LESSON 4



256
11427
copy 2

PATENT APPLIED FOR

While copyright protects all the copyrightable component parts of this work against all unlawful use of its composition, illustrations and methods, yet to insure further protection, patent has been applied for. Said patent application contains specifications of seventeen specific claims covering every important feature of the system and methods of arrangement, including: the individual alphabetic characters and composite outlines as representing respective letters or sound combinations of the language; the method of producing the combinations by joining a straight line and a curve, forming a tangent curve; the use of the five pointed star as diagrammatically illustrating the principles; the use of the words "tangent" and "tangential" as applied to the name and the principles; the method of arranging words in marginal columns, and placing the shorthand characters immediately following the left hand column, and placing the shorthand characters immediately preceding the right hand column, and the accents forming another column near the center; the method of tabulating the language, that is, by placing the words of one element which form the grammatical combinations of the language in a marginal column, and the words of another element at the top or bottom and placing the shorthand outlines representing the combination at the intersection point of the (real or imaginary) horizontal and vertical lines; the proportionate shape and size of the book as applied to shorthand and other books constituting the shorthand and commercial series.

ORVILLE U. DESHA, Inventor.

THE DESHA PUBLISHING CO.
Fort Collins, Colorado

© Cl. A 320832

no 2

Part II

LESSON 4

Copyright 1912 by Orville U. Desha.

SECTION 9

L AND R-VOCALS.

54. L and R coalesce with all the vowels forming a variety of *regular* and *transposed* L and R consonant-vocals which constitute two of the most important sound series of the language. They are:

L-Vocals.	{	Regular; LA, LO, LE, LI, LU.
		Transposed; AL, OL, EL, IL, UL.
R-Vocals.	{	Regular; RA, RO, RE, RI, RU.
		Transposed; AR, OR, ER, IR, UR.

REMARK—It may safely be said that the above L and R vocals, in either their *regular* or *transposed* form, appear in about three-fourths of the words of the language. These are such important combinations, the entire II. part of this treatise is devoted exclusively to their appearance thruout the language. The regular L and R-Vocals la, lo, and ra, ro, re, ri, ru, appeared in the "Alphabetic Presentation" and will not receive further attention here.

L-VOCALS.

55. The L-Vocals produced by the circle vowels will have first attention:

L-Vocals.	{	Regular; **, **, LE, LI, LU.
		Transposed; **, **, EL, IL, UL.

THE L-VOCAL LOOP.

55a. A unique yet simple method of indicating the L-Vocals produced by the circle vowels as illustrated in the following manner, is to write the alphabetic character for L so as to change the circle into a loop, christened "The L-Vocal-Loop."

















REMARK 1—In applying the above principle, the unit and double-unit circles produce respective unit and double-unit L-Vocal-Loops.



























REMARK 2—The regular L-Vocals usually occur at the beginning of a word, while the transposed forms occur at the end, as L-E-T=let or T-E-L=tel. The L-Vocal Loop expresses this transposition of sound at the end in the same manner as if the L stroke was used.

55b. **Joining the L-Vocal Loop.**—(a) At the end of an upward or horizontal straight line,











the loop is reversed in the same manner as when the L stroke follows. (b) Reversed form is not changed at the end of a downward straight stroke.

leap		LEP PEL		peel
let		LET TEL		tell
lead		LED DEL		deal
loot		LUT TUL		tool
loop		LUP PUL		pool
lull		LUL LUL		lull
leban		LEB- BEL		bell

55c. When joined to a curve, the L-Vocal Loop is turned on the inside of the curve the same as the circle. †

leach		LECH CHIL		chill
league		LEG GIL		gill
lear		LER REL		reel
leak		LEK KEL		keel
lean		LEN NEL		neal
ledge		LEJ JIL		gill
lug		LUG GUL		gull
lure		LUR RUL		rule
look		LUK KUL		cull
loom		LUM MUL		mule
loof		LUF FUL		full
leave		LEV VEL		veal
leaf		LEF FEL		feel

55d. In the body of a word the L-Vocal Loop is formed tangent to the first stroke in the following manner:




gulf		shelf	
film		mulch	
villain		Culver	
child		kelp	
guilt		built	

















55e. A final vowel may join the L-Vocal Loop in a tangent manner by crossing the preceding character at the connecting point.

chilly		really	
Kelly		Nelly	
mealy		Sheeley	
jelly		Felly	
gully		ruly	
Jula		muley	
fully		fellow	
mellow		Della	
melon		felony	









55f. In like manner the Soid may join the loop in a tangent manner by crossing the preceding or following character, to indicate an initial or final S sound.

REMARK—As the L-Vocal Loop eliminates the L stroke when preceded or followed by a circle, the Soid may have a slanting inclination, thereby forming a more legible loop without confusion, as in *lick-slick*, or *tell-tells*. As a further distinction from L, the down slanting Soid may be diminished to a minute or short “tick” character.

lick		tell	
slick		tells	

kills		mills	
deals		sled	
meals		slim	
tools		sleet	
gulls		slug	
veals		sleeve	
mules		slum	
pills		sleep	









55g. The looping principle also applies to the diphthong I in the middle or at the end of words.

vile		Nile	
file		mile	
Kyle		dial	
let		guile	

55h. When the transposed L-Vocals, EL, IL, UL, occur at the beginning of a word, their respective L-Vocal Loops may be reversed for a distinction from the *regular* forms LE, LI, LU.

REMARK 1—As YE, and YU are usually followed by an L sound, as in *yield*, *yule*, a distinction from the reversed L-Vocal Loop is unnecessary.

REMARK 2—It is found more convenient to use the reversed L-Vocal Loop for both regular and transposed forms at the beginning of an *m* or *n* stroke, as the context will always insure legibility, as "*the elm limb*".

YEL		yellow	
yelp		yield	
elm		yelk	
limb		lien	

NOTE.—The L-Vocal Loop does not stand alone. It must have a lineal stroke to tie to, hence the L stroke is used in such words as *eel*, *Lee*, *Lie*, *Lue*. (See 3b, 5a.)

SCIENTIFIC PHRASING.

56. It follows that words represented by the character for L may also be indicated by the L-Vocal Loop, in the following manner:

	-he will	-she will	-they will	-you will
for				
if				
as				
but				
whether				

57. Some words in "phrase spelling," like some letters in ordinary spelling, are to be found at the beginning, in the body, or at the end of phrases. The word "will" is one of these.

When the word "will" occurs in the body of a phrase, expressed by the L-Vocal Loop, a following upward or horizontal character is joined with a niche or break.

NOTE.—Pronounce the word in parenthesis first; follow with the words at head of column, end with margin word. Ex. "for he will not", etc.

	-he will	-she will	-they will	-you will
(for) not				
(if) not be				
(as) not be able				
(but) do				
(whether) put				

57a. Scientific Phrase Building. — By changing each of the words in parentheses to appear opposite each of the five horizontal lines, will form a complete list of 100 "sound-blends". Write a great many times.

58. WRITING DRILL.

The applicant will write the letter. The book has red leaves, but it was read by the good deacon. Let me know if you cannot go with me to town. The meat of a cow is not veal, but it must be that of a calf. The yellow dog is very slim and can leap very high. The apples in the tin can are not peeled. It is my wish to be at the League meet. Let me look at your bill. They know she will teach the masses well. They think they will not be here to put the mill on wheels. If you sigh for ripe fruit in the fall, sow the seed now. You must not break the rule. Let me look in the light. Miss Kelly was in to see you, but you were out. Tell Mr. Bell to let you go to the League. Nellie ate the mellow apple. The jelly will come in tin cans. The slug of lead is too light. The pills are red, but are not sweet. The sleeve in the coat is too big.

59. READING EXERCISE.

1 0 1 x b . 1 4 1
 6 1 2 . 1 3 m d n x
 0 2 4 - 9 p 20 x
 5 e 0 0 - 8 - 10
 1 6 - 8 , 8
 1 . 0 . n - 0
 e . 1 3 1 2 1 4 8
 0 2 1 3 - 1 4 x p
 - 1 2 3 , 4 .

SECTION 10

ANOTHER TANGENTIAL VOWEL
EXPEDIENT.

60. Previous illustrations of the tangential vowel is in no wise the extent of its utility. Owing to the tangent method by which the circle and half-circle may be inserted, enabled the inventor to introduce another unique principle of reversing *all* the vowels by an opposite movement from which they are ordinarily written, expressing additional sound and obtaining marvelous brevity of outline without detracting from the legibility of the writing.

Older systems attempted such a method, but owing to a faulty allotment of the characters are unable to apply the principle to only a few of the vowel sounds. With this perfect tangent vowel system, the principle not only applies to all the vowels without exception, but to all the diphthongs as well. This uniform application of the principle to *all the vowels* hitherto unaccomplished, gives to the inventor the just and equitable right as stipulated and protected by the patent claims.

APPLICATION OF THE REVERSING
EXPEDIENT.

61. The Reversed Vowel expedient is employed to obtain the **Transposed R-Vocals** containing the circles, and also both R and L vocals containing the half-circles.

R-VOCALS.

Transposed R-Vocals containing the circle vowels will now receive attention:









R-Vocals. { Regular; **, **, **, **, **.
 { Transposed; **, **, ER, IR, UR.

By reversing the circle to the opposite side from which it is ordinarily attached, expresses a following R sound, producing the **Transposed R-Vocals**:







ER○	<i>er</i> <i>t ēr</i>	—○	tier
IR○	<i>ir</i> <i>t īr</i>	—○	tire
UR○	<i>ur</i> <i>d ūr ing</i>	—○	during

JOINING REVERSED VOWELS.

61a. Between a downward and horizontal or upward character, the circle is reversed to express the R-Vocals in the following manner:

bun		bud	
burn		buried	
bit		bed	
Bert		bird	

61b. Between certain characters a circle is reversed when appearing on the inside of a curve or on the point of an angle, between similar characters the R-Vocal is expressed by forming the circle tangent to the first stroke.

pet		pert	
purl		tune	
turn		shirt	





HALF-CIRCLE L AND R-VOCALS.

62. The real value of the Reversed vowel expedient is further illustrated in producing the following transposed L and R-Vocals containing the half-circle.

L-Vocals.	{	Regular; **, **, **, **, **.
		Transposed; AL, OL, **, **, **.
R-Vocals.	{	Regular; **, **, **, **, **.
		Transposed; AR, OR, **, **, **.

(1) By reversing the half-circle vowels to the opposite side from which they are ordinarily attached expresses a following R sound producing the transposed R-Vocals AR, OR.

(2) The reversed half-circles are curved more deeply to express a following L sound producing the transposed L-Vocals AL, OL.





















AR	c	<i>ar</i> <i>är t</i>		art
AL	c	<i>al</i> <i>m āl</i>		mail
OR	c	<i>or</i> <i>p ōr t</i>		port
OL	c	<i>ol</i> <i>ōl d</i>		old

YEAR	e	<i>year</i> <i>year d</i>	e	yard
YEAL	c	<i>yeal</i> <i>yeal</i>	c	Yale
YOR	e	<i>yor</i> <i>yōr</i>	e	yore







REMARK—While the alphabetic forms for the letters R or L are two of the most facile of all shorthand characters, yet considering the facility with which this reversing principle is further applied, involving a multitude of the words of the language, so legibly expressing such frequent sounds without the use of the alphabetic forms, thereby inestimably shortening the writing, is an unequal triumph over all former endeavors, possible only to this simple but marvelous tangential vowel system.































JOINING REVERSE HALF-CIRCLE.

62a. At the beginning or end of straight lines, circles or half-circles are reversed to express respective R and L-vocals, in the following manner:





orb		pour	
obey		par	
bore		pail	
bow		eel	
add		Earl	
ardor		elder	
dare		older	
dale		bar	
art		shore	
old		show	

62b. Between two characters, the reversed half-circle forms a hook tangent to the second character. (See ¶5h, "Joining Vowels.")







toad		chain	
tort		charm	
told		chat	











Pate		chart	
part		patch	
pot		porch	
port		top	
dart		torpor	
bode		loan	
board		lorn	
lad		bane	
lard		born	
mould		badge	
bold		barge	
rave		gauge	
rarefy		gorge	
cave		gab	
carve		garb	

62c. At the end of a word when preceded by a curve, the vowels may be reversed to express the transposed R-Vocals in the following manner:






















near		care	
nor		mere	

63. WORD-FORMS.

























or, over		organization	
all, alter		already	
always, also		call, collect	

owner		collection	
knowledge		for all	
deal, delinquent		volume	
belong		deliver	
organ-ize		believe-f	

64. SCIENTIFIC PHRASING.

	over	all	owner	more
 at-				
of-				
by-				
for-				
from-				

64a.

	I-	you-	they-	we-
deal				
deliver				
dare				
dare not				
call				
follow				

65. WRITING DRILL.

The limb of the oak left a knot on the light pole.
 We can ship you a heavy pine pole from our mill for
 your ship. The coal you have will-not burn. The
 shirt was torn in the wash. The old dock yard is
 a scene of art. Miss Pearl saw a bird in the old barn
 in the back yard of Yale College. The elder of the
 church is older than his wife whose gab was loud,
 but whose garb was yellow. The knife would not
 carve the meat of the carcass of the bear caught in
 the cave. You should not care what part you should
 take in the old League team. The-chat on the porch
 with Charlie was about the chart. Armordale is a
 large burg.

66. READING EXERCISE.

















u q d , e m ,
 p r e , l e q u e ,
 k r q t z , u o
 p q o , e o , s e
 d , d o p o c o i , o
 q o d s e y a b ,
 e o o y . o t , o e
 n p r t o o o ,
 . i d l o d t e n ,
 p . s r l r x o o
 7 - n o , t e r e
 i e n e , s i d
 l e , q u e r o - p
 7 , 2 o s k e r x e
 n w q o . o n e ,

SECTION 11













REVERSED II-ASPIRATE-VOCALS.

67. The S sound heard in such words as “sherd”, “sheriff” is omitted (as indicated by the dotted line), leaving a reversed aspirate vocal joined to the following character **with an angle**, expressing a following R sound. Half-circle aspirate diphthongs are reversed and joined in like manner.

67a. The L-Vocal Loops are also reversed and joined in like manner to indicate preceding H sound.

sherd		sh ěr d sh ĩr k		shirk
HER		hĕr hĕr d		herd
HEL		hel hĕl m		helm
HUL		hul hŭl k		hulk
HAR		har hĕr m		harm
HAL		hal hal t		halt
HOR		hor hor n		horn
HOL		hol hol d		hold

68. The W, SW or THW sounds preceding reversed vowels are indicated in the usual manner, as follows:

WAR		w ar w ar d		ward
WAL		w al w al		wall
WOR		w or w ōr s		worse
WOL		w ol w ōl ō p		wallop
DWEL		d w el d w ěl		dwell
TWIL		t w il t w ĩl		twill

THWAR	⌒	thw ar thw ar t	⌒	thwart
WHAL	∪	w hal w hāl b ō n	∪	whalebone
WHER	o.....	w her w hēr l	9	whirl
WHEL	o.....	w hel w hēl p	o	whelp
WHUR	o.....	w hur w hūr l	9	whorl
QUAR	⌒	k w ar k w är i	⌒	quarry
QUAL	⌒	k w al k w āl	⌒	quail
SWAR	⌒	sw ar sw ar t	⌒	swart
SWAL	⌒	sw al sw āl	⌒	swale
SWOR	⌒	sw or sw ōr	⌒	swore
SWOL	⌒	sw ol sw ōl n	⌒	swollen
SWER	á.....	sw er sw ĩr l	9	swirl
SWEL	á.....	sw ěl	á	swelter
WELCH	∩	w ěl ch	∩	Welch
WELSH	∩	w ěl sh	∩	welsh

69. PROGRESSIVE EXERCISE.

ate	⌒	ā t hǎ th	∩	hath
art	⌒	är t hür p	∩	harp
hat	⌒	hǎ t hǒ t	⌒	hot
heart	∩	hür t hür sh	∩	harsh
horn	∪	hōr n hǎ sh	∩	hash
hod	⌒	hǒ d hǎ m	⌒	ham
hold	∩	hōl d hǒō d	∩	hood
home	⌒	hō m hēr d	∩	herd













arm		är m hē d		heed
hen		hē n hē t		heat
harm		här m ē t		eat
hard		här d w ar n		warn
hearth		här th är ch		arch
heath		hē th w öri		worry
old		öl d d w ēl t		dwelt
Warren		w ar n k w ä k		quack
warmth		w ar m th w ar p		warp
swear		sw är sw ar th i		swarthy
sword		s ör d sw ar m		swarm

70. WORD-FORMS.

where		onward	
aware		work	
hold, whole		wherever	
holds		wherefore	
ward		worthy	
reward		yard	
toward		behold	
honor, nor		warn	

71. SCIENTIFIC PHRASING.

	heard	held	hold	honor
I-				
you-				
they-				

	heard	held	holds	honors
it-				
he-				
she-				

72. WRITING DRILL.

The yelk of the egg is very hard. Miss Hart will go from here to Hart Horn to work for the Hart-Hanes firm. We hear-it-will take the gentlemen an hour to cut the art die for the door. Please take notice not to ship any more cattle without dehorning all of them because the hide of the whole herd will be full-of holes. We have no call for such beef. I may live in the same house in which the chief dwells. The roof does not leak. I may work in the yard during warm days. Wherever you may go you-will see worthy people you will-honor. The hoof of the horse was very hard. The rock could not harm it when the shoe came off. Hattie Horn ate a very hardy meal which made her very happy during the day, but when night came she was tired. Where-would-you-go to-work if-you-came-here? The worn harness will not serve our purpose.

73. READING EXERCISE.

O. U. Desha

256
D427
1892

PROGRESSIVE LESSONS

IN

Desha
TANGENT
SHORTHAND
Desha

LESSON 5



256
17427
175

PATENT APPLIED FOR

While copyright protects all the copyrightable component parts of this work against all unlawful use of its composition, illustrations and methods, yet to insure further protection, patent has been applied for. Said patent application contains specifications of seventeen specific claims covering every important feature of the system and methods of arrangement, including: the individual alphabetic characters and composite outlines as representing respective letters or sound combinations of the language; the method of producing the combinations by joining a straight line and a curve, forming a tangent curve; the use of the five pointed star as diagrammatically illustrating the principles; the use of the words "tangent" and "tangential" as applied to the name and the principles; the method of arranging words in marginal columns, and placing the shorthand characters immediately following the left hand column, and placing the shorthand characters immediately preceding the right hand column, and the accents forming another column near the center; the method of tabulating the language, that is, by placing the words of one element which form the grammatical combinations of the language in a marginal column, and the words of another element at the top or bottom and placing the shorthand outlines representing the combination at the intersection point of the (real or imaginary) horizontal and vertical lines; the proportionate shape and size of the book as applied to shorthand and other books constituting the shorthand and commercial series.

ORVILLE U. DESHA, Inventor.

THE DESHA PUBLISHING CO.
Fort Collins, Colorado

© Cl. A 320832











175

LESSON 5





















Copyright 1912 by Orville U. Desha.

SECTION 12

74. When the S sound precedes reversed vowels (expressing R) the upward Soid is used. (This principle does not apply to vowels Reversed to express L).

SAR		s <i>ür</i> d		sard
SOR		s <i>ōr</i> t		sort
SER		s <i>ěr</i> t		-sert
SUR		s <i>ūr</i> d		surd
XER		x <i>ěr</i> t		exert

75. The plural of words ending with reversed half-circles (expressing R or L) preceded by a straight character may be indicated by omitting the Soid and joining the reversed vowel without an angle. The upward Soid expresses an added S sound, as in *palaces*.

dare		d <i>ār</i> d <i>ōr</i>		door
dares		d <i>ārs</i> d <i>ōrs</i>		doors
pear		p <i>ār</i> p <i>ōr</i>		pour
pears		p <i>ārs</i> p <i>ōrs</i>		pours
pole		p <i>ōl</i> d <i>ōl</i>		doll
poles		p <i>ōls</i> d <i>ōls</i>		dolls
dale		d <i>āl</i> t <i>āl</i>		tale
dales		d <i>āls</i> t <i>āls</i>		tales
policies		p <i>ōls</i> s p <i>ōls</i> s		palaces
bear		b <i>ār</i> l <i>ōr</i>		lower

bears	✓	b ürs l örs	✓	lowers
bar	↙	b ür b öx	↘	box
bars	✓	b ürs b örǎx	✓	borax

76. When reversed half-circles (indicating the R-Vocals) are preceded by a curved stroke, the Soid is used to express the plural (this principle does not apply to half-circles reversed for the L-Vocals).

car	↪	k ür g ör	↪	gore
cars	↪	k ür s g ör s	↪	gores

77. When the reverse circles (indicating the R-Vocals) are followed by the S sound preceded by a straight, upward or horizontal character, the downward Soid is used. (This principle does not apply to vowels reversed to indicate the L-Vocal).

tea	—○	t ē d ī	—○	dye
tease	—b	t ē s d ī s	—b	dyes
tier	—○	t ēr t īr	—○	tire
tiers	—p	t ēr s t īr s	—p	tires

78. In phrasing, the characters for the pronouns **I**, **you**, and **he** may be reversed to indicate the R or L-Vocal sounds, L expressing the word "will" in the following manner:

I remain	↪	he will need	↪
I renew	↪	I will not	↪
I will put	↪	you will not	↪
I will need	↪	he will not	↪
You will need	↪	I will go	↪

79. WORD-FORMS.

told		policy	
dollars		balance	
policies		capital	

80. SCIENTIFIC PHRASING.

told told me told him told us

they-

he-

she-

you-

80a. I will- you will- he will- she will-

not

need

only

do













decide

80b. I will not- you will not- he will not- she will not-





















be able

know

judge

	I	you	he	she
☞	will not-	will not-	will not-	will not-
have				
only				
care				

80c. It will be noted by referring back to paragraph 55h, when the loop is reversed the L sound follows, but when not reversed the L sound precedes. The positive and negative forms are determined by the same principle.

☞	will he-	he will-	will you-	you will-
go				
give				
do				
put				
decide				

81. WRITING DRILL.

Write me if you decide to take the goods. I-will give you the check to buy the mine. I-will-take the boy to the show. Will-you-not be here? He-will-kill the hog for meat. Will you wash the wool for the weary widow? The charming child was the whole show at City Park. The girl put her badge in the hull of the barge near the shore. Will you give me the meat? Will you take the book to Pete? He will go to the mill pond. It lay at the mill gate. Lee will take the key. The mule will kick the calf. They came to the mill. I have not been ill. Would you go to the League? He will have to go for they will not give me the key. Will you get the pass from the agent? I-will let you know in about an hour.

I-will-not use the new-arm chair while you are here-at the League. They told us they thought it was too warm to ride on the car so far to the fair.

The Hadley Tire Company,

Gentlemen: I-will-need two more tires for my car. I-will not be at your house this week so you may ship them to Dale for delivery.

Yours truly,

82. READING EXERCISE.

n o d - r q n,
 - e l , a l e
 o r . o n ' - r,
 s - t o x o e r,
 d r o x p e d r
 e , e o n - i o
 g - e , e n l
 e , e o f e d x e
 t e e b x o t e
 d t d e - t r,
 l e e r i e - t r x
 b t , l , e r e , e
 e a d , e o f e n,
 r e e . o , e e
 a , e o e d e n f , e o
 . e - e , e l o e
 q n , i e o e e l
 e p , e - i e x
 o e e p e q , e
 e e l .

Part III

SECTION 13

TANGENT COALESCENTS.































83. Part III of this treatise is devoted to the tangential method by which practically all the coalescent consonants and aspirates are produced by joining the alphabetic characters with only one effort of the pen.









































































The following classification will have first consideration:

Coalescent Consonants	{	Regular; DN, DM, BL, GR, GL, VL, DR, DD.
		Transposed; ND, MD, MB, MN, MM, JJ.
Aspirate Consonants	{	Regular; TN, TM, PN, FL, KR, KL, PR, THIR, TR, SN, SM, SMD, TD, SHIL, SHIR.
		Transposed; NT, MT, MP, DT.

Application of the Tangent.

83a. Eliminate the angle between the line and curve of the following alphabetic characters (as indicated by the dotted line) forming unit, double-unit, or triple-unit tangents as the case may be, to represent their respective coalescent sounds.

Alphabetic character for		Joined in a tangent manner equals		As in	
					
SN		<i>sn</i>		snub	
SNT		<i>snt</i>		sent	
SND		<i>snd</i>		send	
NT		<i>ent</i>		meant	
ND		<i>end</i>		dawned	
MT		<i>emt</i>		dumped	
MD		<i>emd</i>		deemed	
SM		<i>sm</i>		smile	
TN		<i>ten</i>		tenant	

DN		<i>den</i>		denial	
TM		<i>tem</i>		timid	
DM		<i>dem</i>		demand	
MP		<i>emp</i>		lump	
MB		<i>emb</i>		imbued	
PN		<i>pen</i>		open	
THR		<i>thr</i>		threat	
TR		<i>tr</i>		trip	
DR		<i>dr</i>		dread	
GR		<i>gr</i>		ground	
GL		<i>gl</i>		glance	
KR		<i>kr</i>		creep	
KL		<i>kl</i>		clue	
MN		<i>men</i>		men	
MM		<i>mem</i>		memory	
TD		<i>ted</i>		rated	
DT		<i>det</i>		debt	
DD		<i>ded</i>		dead	
SHL		<i>shel</i>		bushel	
JJ		<i>jj</i>		judge	
BL		<i>bl</i>		blight	
FL		<i>fl</i>		flight	
VL		<i>vel</i>		hovel	
SHR		<i>shr</i>		shrewd	

ALPHABETIC APPEARANCE.

REM. 1.—The exact length of the tangent produced when some of the alphabetic characters are joined is disregarded and the strokes are diminished or lengthened to a uniform unit, double-unit, and triple-unit standard.

84. The following illustrates the position tangent characters occupy in the alphabet:

Units

→ Up	↘ Down	→ Horizontal	→ Forward
↗ ch	↗ sh	⌒ R	⌒ THR, STR
↗ *	↗ *	— *	— *
↗ TeN, DeN	↗ TH	⌒ N	⌒ SN, SNT, SND

Double-units







↗ G	↗ SHL	⌒ K	⌒ TR, DR
↗ P	↗ L	— T	⌒ NG, NK
↗ TeM, DeM	↗ V	⌒ M	⌒ NT, ND

Triple-Units.







↗ GR, GL	↗ J	⌒ KR, KL	⌒ NGR, NKR
↗ PR	↗ B	⌒ DT, DD	⌒ TING, DING
↗ MP, MB, PN,	↗ F	⌒ MN	⌒ MT, MD, SM
	↗..... JJ		
	↗..... BL		
	↗..... FL, VL		

85. Although the blends *ten*, *den*, *tem*, *dem*, are pronounced as syllables, the minor vowels occurring between the blended sounds are omitted from the shorthand outlines, while the blends *ent*, *emt*, *emd* are pronounced as syllables, the vowel preceding the combination is seldom omitted.





























Illustration.

bond		timid	
deemed		sudden	
doomed		tenor	









86. The past tense of *emp* has the sound of *emt* and is so expressed in the following manner:

dump		dumped	
pump		pumped	
bump		bumped	













87. WORD-FORMS.

send, sent		denomination	
and, end, under		denote	
went		wisdom	
want		upon	
wants		punish-ment	
entire		imp(o)ssible (a)	
somewhat		there, their	
time		whether	
witness		other	
sometime		or, other	
certain-ly, ty		Dr.	
denominate		author	
better		true, truth	
future		draw	







87a. By joining the word “**there**” to a number of word signs, the various compounds are formed. When followed by a downward character “*th*” is made above the line of writing.

thereat		thereby	
thereto		therefore	
therein		thereafter	
thereof		thereabout	

88. In phrasing, the words **there**, **their**, and **other**, are expressed in the following manner:

with their		they are at	
what there		by their	
no other		whether they are	
of their		which other	
from their		to their	
had there		for their	









88a. **Scientific Phrase Building.**—Prefix the following phrases to each of the words below and write a great many times.

if there		for there	
but there		and there	
as there		than there	

-is, -are, -was, -were, -can, -may, -must, -might, -could, -would, -will, -shall, -had, -have

88b. The blending principle serves as a valuable expedient in phrasing, as the words represented by the alphabetic characters may often be joined without the angle, as illustrated below.




















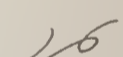
























The words "in", "not", "at", and "to" are phrased by the blending principle in the following manner:

to me		at any	
to my		into	
to regard		in due	
to roll		not to	

89. SCIENTIFIC PHRASING.



to-	had	has	have
	to-	to-	to-

know				
meet				
miss				
mean				
(too) much				
make				
reach				
read				
write				
receive				
*remit				

* Note.—The circle is turned on inside of the tangent for TR or DR, affording a better joining and a legible distinction from K or R.

89a. **Scientific Phrase Building.**—A number of four-word phrases may be obtained by prefixing the pronouns **I, you, he, it, she, and they,** to any of the last three above columns that will make sense. Try it. Write a great many times. (Substitute the word “**hope**” to the second column, also add the pronouns.)

90. WRITING DRILL.

I shall be glad to hear from you at-any time you may decide to write. I would advise you not-to delay, however. The tenant will pay his rent. The thief denied his guilt. The truth was the demand of the judge. The timid boy would not talk to the man, but there was a look of fear on his face. All the men were in favor of improving the road. We have your letter of this week, but we are-not ready to ship the wire. Let me read the letter from Miss Lela Allen. The boy will come at-any-time to-meet Ray. Let me know when you get the new mill all running, and-I-will call to-see it run. John is smoking a vile smelling pipe. “Little drops of purpose, little grains of poise, make a mighty power, with mighty little noise.”

91. READING EXERCISE.

y = a ? r r r r
 (: n u o . b - r ,
 a a e e i d i r
 l r a y o o u u
 2 , o a e o o o o
 l ' a e e a l r
 o d e . o a e l
 l d e u r o ,

 l ! , r l r - a
 l r , b r o o a
 u .

U. S. Desha

256
DA07
COPY

PROGRESSIVE LESSONS

IN

Desha TANGENT SHORTHAND

LESSON 6



Z 56
11227
1912

PATENT APPLIED FOR

While copyright protects all the copyrightable component parts of this work against all unlawful use of its composition, illustrations and methods, yet to insure further protection, patent has been applied for. Said patent application contains specifications of seventeen specific claims covering every important feature of the system and methods of arrangement, including: the individual alphabetic characters and composite outlines as representing respective letters or sound combinations of the language; the method of producing the combinations by joining a straight line and a curve, forming a tangent curve; the use of the five pointed star as diagrammatically illustrating the principles; the use of the words "tangent" and "tangential" as applied to the name and the principles; the method of arranging words in marginal columns, and placing the shorthand characters immediately following the left hand column, and placing the shorthand characters immediately preceding the right hand column, and the accents forming another column near the center; the method of tabulating the language, that is, by placing the words of one element which form the grammatical combinations of the language in a marginal column, and the words of another element at the top or bottom and placing the shorthand outlines representing the combination at the intersection point of the (real or imaginary) horizontal and vertical lines; the proportionate shape and size of the book as applied to shorthand and other books constituting the shorthand and commercial series.

ORVILLE U. DESHA, Inventor.

THE DESHA PUBLISHING CO.
Fort Collins, Colorado

© Cl. A320832

now

LESSON 6

Copyright 1912 by Orville U. Desha.

SECTION 14

REM. 1.—In constructing the system, care was exercised in assigning curves of the same convexity to represent coalescent sounds in order that the angle may be eliminated and the blended character produced by one stroke of the pen. The characters curved in the same direction also afford the most natural method for the insertion of vowels that often occur between the same characters. This prevents a compound curve, which is equal to two strokes, and the difficulty in inserting the vowels necessitating three strokes.



92. The following classification will receive attention at this point:

- | | | |
|------------|---|--------------------------|
| Blended | } | Regular; GR, GL, DD. |
| Consonants | | Transposed; MN, MM. |
| Aspirate | } | Regular; KR, KL, PR, TD. |
| Consonants | | Transposed; DT. |

Eliminate the angle between their alphabetic characters, as previously indicated, to form triple-unit characters of all the combinations presented in this section.









































REM. 2.—It will be found more convenient to form a triple-unit straight upward-line when R follows the letter P. The alphabetic characters for T and D are joined, forming a long horizontal line representing the syllables *ted*, *dcd*, *det*, and *did*.

















GR		growth	
GL		glee	
KR		croup	
KL		cloth	
MeN		many	
MeM		minimum	
PR		preach	
TeD		tedious	
DeD		dedicate	
DeT		detach	

REM. 1.—When L follows a curve, as has been noted, the character remains more deeply curved than when followed by R, thus a distinction is observed. In practical writing, however, should the character for GL resemble that for GR, or the character for KL resemble that for KR, there should be no confusion in reading, as the elementary sounds are of different classes.













REM. 2.—DeT is used at the beginning of words, as in *detach*, *detail*, and is thus distinguished from DeD, TeD, which occur at the end of words.

92a. Write the following word-list a great many times:









grain		glide	
groin		grown	
graduation		glitter	
grandeur		cave	
crone		croak	
cleat		month	
crank		human	
clang		course	
omen		prudent	
many		pride	
temple		detain	
preach		deduct	
autocrat		menace	
creature		acumen	
credence		manage	
crisis		eminence	
cry		emanate	
crown		mention	
decrease		emanation	
decree		maintain	

decry		correspondence	
corporation		woman	
liquor		legal	
seated		ominous	
auditor		famine	
romance		Roman	
demon		automobile	
lucre		cruel	


























93. WORD-FORMS.

great		did	
good will		men	
glad		equal	
principle-al		occur	
care, car		duty	
quality		credit	


















94. SCIENTIFIC PHRASING.

to do		what to do	
to day		how did you	
to draw		had to do	
to deal		he is to do	














94a. **Scientific Phrase Building.**—After mastering the following grammatical phrases, prefix the pronouns **I, we, you, it, they, he,** and **she** to all that make sense. Write a great many times.

		to do	to draw	to day	to deal
have-					
had-					
has-					
is-					
are-					
or-					

94b. In phrasing, *ent* may be employed to express the word "want", *ents* for "wants", and the phrase "to do" may be added by the blending principle. Write the following grammatical phrases a great many times:

		want	want you-r	want to	want to do
I					
you					
we					
they					

94c.










		wants	wants you	wants to	wants to do
she					
he					
it					

94d. Substitute the phrases “to draw” and “to deal” in the last column and write a great many times.








“I DO NOT.”

94e. The phrase **I do not** is probably the most common three-word phrase in the language. When followed by a pronoun, **do not** is represented by the blended *dn*. When desired, **don't** is distinguished from **do not** by writing *dn't*. *D sn't* indicates **doesn't**.

94f.

	do not	don't
		
I-		
you-		
we-		
they-		

94g.

	does not	doesn't
		
it-		
she-		
he-		

94h. **Scientific Phrase Building.**—Affix the words **see, like, think, regard, know,** to the above grammatical phrases, and write a great many times.

95. WRITING DRILL.

The man of few-words doesn't have to take many of them back. Courtesy is but another name for tact. Minnie Mills was seen on board the-ship which seeps water. In an hour the boat had reached the shore. Will they require this bill the bookkeeper made out for them today? The firm may-draw thru-our bank at-any-time they-will let us know the day it-will have to be paid. Please go into detail in regard to the bill before the house as we have-to-know how to vote. He had-to-read what we have to-write. The principal business of the auditor is to report the affairs of the corporation. The lucre of graft corrupts the jury.

SECTION 15

97. Section 15 is devoted to the following classification of sound representation:

Coalescent	{	Regular; BL, VL.
Consonants		Transposed; LB, JJ.
Aspirate	{	Regular; SHL, FL, SHR.
Consonants		
Aspirate Con-	{	Regular; SHRE, SHRI, SHRU.
sonant Vocals		

97a. Eliminate the angle between the alphabetic characters of the combinations given in this section, as previously indicated, forming tangents or curves as the case may be, to represent their coalescent sounds.

























SHL	/	shall	/
JJ	/	judge	/
BL	/	able	/
LB	/	will be	/
FL	/	flue	/
VL	/	travel	/
SHR	s	shriek	s
SHRE, I	s	shred	s
SHRU	s	shrew	s

REM. 1.—Downward coalescent triple-unit characters extend through the line of writing, and are thus distinguished from the individual triple-units representing only one elementary sound.













REM. 2.—A distinction in the length of the character for FL and VL is unnecessary, as the F and V are of a different elementary class, hence the context will always determine the sound intended.

97b. Write the following words a great many times:

bushel	/	initial	/
shriek	s	shrub	/
shrieker	s	leisure	/







shrill		sheriff	
official		shred	
shelter		shrine	
financial		valuable	
befall		careful	
velveteen		blink	
gravel		sibilant	
blizzard		blackball	
blond		blue	
blouse		blade	
Blanche		Grable	
blank		feeble	

98. WORD-FORMS.
































shall		value-d	
will she		influential-ly	
judge		judicial-ly	
flight		surely	
oblige-ation		measure	
able, ability		machinery	






















SCIENTIFIC PHRASING.

99. In phrasing, the character representing the words "will" and "well" may precede J, B, F, and V in the following manner:





















will judge		will find	
will be		will follow	
will have		will favor	

This also avoids an angle when the above or similar blends are preceded by the pronouns. (See 78, 80a, 80b, 80c.)

99a.	will judge	will be	will have	will find	will show
					
I					
you					
he					
they					
it					
she					

99b. 	will he	he will	will you	you will	will she
be					
have					
show					
judge					

NOTE.—Pronounce the following words in parentheses first, follow with the phrase at head of column, end with the margin word. Ex. "for I will judge"

99c.	-I will	-she will	-they will	-you will
(for) judge				
(if) be				
(as) have				
(but) find				
(whether) show				

99d. **Scientific Phrase Building.**—By changing each of the words in parentheses to appear opposite each of the five horizontal lines will form a complete list of 100 grammatical phrases. Write a great many times.

100. WRITING DRILL.

I will be out of the county for a few days, so you may not look for me in town. I will write you if I get back before you come. Yours truly.

We shall give Miss Gray all she may earn in the office by writing letters for Crane and Company. The bill will be mailed to the corporation on the tenth day of May, for them to sign. Surely you shall not have to wait for your money (men e). The captain gave a loud shriek when the ship sunk. The blond maiden had blue eyes. I shall use my initial when I sign my name. Miss Grable is now in town. Surely the judge has the ability to decide what bearing the law has upon the case. The sheriff was careful to arm the police.

Review (99c). For I will judge, as I will judge, as she will judge, but they will find, if you will be, if they will show.

SECTION 16





















102. The facile or tangential manner another variety of consonants and aspirates join, great brevity of outline may be further obtained by omitting a minor vowel without detracting from the legibility of the writing, as **TV**=**tive** in **native**, **DF**=**def** in **defect** or **FN**=**fen** in **fennel**. The vowel sound omitted is usually of a short duration and is seldom enunciated in rapid speaking. This principle may be applied to the following classification of sound representations:















Consonants Blends { DV, RV, VN,
DNG, NGR, DNGR.
JND, BND.

Aspirate Blends—TF.

Aspirate-Consonants { TV, DF, RF,
KRF, KRV, JNT,
BNT, FN, FM, TNG,
NKR, NKTHR, KNKR.

102a. Write the following a great many times:

Pronounce as syllables		Composed of		Words
TiF		<i>tf</i>		Tiffinny
TiV		<i>tv</i>		native
DeF		<i>df</i>		defect
DeV		<i>dv</i>		divide
RE		<i>r</i>		refine
ReF		<i>rf</i>		refute
ReV		<i>rv</i>		revert
KReF		<i>krf</i>		careful
KReV		<i>krv</i>		crevice
JeNT, D		<i>jnt, d</i>		genteel

BeNT, D		<i>bnt, d</i>		bent
FAN		<i>fan</i>		fancy
FAM		<i>fam</i>		famish
Van		<i>van</i>		vanish
FeN		<i>fn</i>		fennel
FeM		<i>fm</i>		femoral
FiN		<i>fn</i>		finish



























REM. 1.—*Tire* generally occurs at the end of words as in *motire*, *attentire*, and can not be confused with *def* or *der* which usually occur at the beginning of words. Care should be taken not to curve the T or D in forming the above combinations.











REM. 2.—The letter R may represent the prefix RE and also join without an angle when followed by F or V.

REM. 3.—The relative length of the alphabetic characters should be carefully observed in forming the combinations to insure legibility in reading.








REM. 4.—When the downward characters are preceded by a horizontal stroke they drop below the line of writing; when followed by a horizontal stroke, they are made above the line.

103. PROGRESSIVE EXERCISE.











edifice		active	
defame		revenge	
reflect		reverse	
reform		review	
reveal		reveal	
revise		cogent	
Gentile		bent	
legend		bend	
genteel		band	
bandage		bind	
benumb		benign	
fence		famish	
famine		feminine	

religion		difficult-y	
objective		definite	
imagine-ation		whatever	
differ { ent ence		region	
familiar, from		develop-ment	







104. Combine the characters for NK, NG with the alphabetic characters for T or D, forming a triple-unit character, the end of which drops slightly below the line of writing, to express INKT, INGD, TING, or DING.

TING } DING }			
thwart		bolt	
thwarting		bolting	
cheat		cheating	

104a. In phrasing, DING may represent the word "doing" in the following manner:

doing the		doing his	
doing this		doing your	
doing all		doing my	
doing as		doing well	
doing more		doing good	

104b. NKT and NGD may be expressed by disjoining NK in the following manner:

hang		hanged	
bank		banked	
link		linked	

104c. It will be observed that to combine either of the characters for ING, INK, or DING







with either of the characters for R, or THeR without an angle, a triple-unit reclining tangent will be the scientific result. Therefore, to apply the angle eliminating principle to these combinations, the result is that the same character will represent the respective sounds *inger*, *inker*, *ing-ther*, *dinger*, or *ding-ther*. Experience has proven that this reclining tangent may be utilized to represent its composite sounds without confusion in reading. It will be discovered that this character always appears at the end of words or phrases and is therefore easily executed. The first part of the word or phrase in which the character occurs will determine the specific ending sound. When properly applied, there are but few characters equal to this in contributing to the speed quality of the System.

To combine the alphabetic form for K to that produced by joining INK with R or THeR, the capacity of the triple-unit reclining tangent is further increased to represent KINKeR or KINK-THeR. The difference in the length of the original characters is disregarded when the tangent is produced.

INGeR		(inger)	
INKeR		(inker)	
DINGeR		(dinger)	
DING-THeR		(ding-ther)	
ING-THeR		(ing-ther)	
INK-THeR		(ink-ther)	
KINKeR		(kinker)	
KINK-THeR		(kink-ther)	













104d. WORDS.

linger		banker	
sinker		finger	
winker		inker	

tinker		kinker	
blinker		clinger	
canker		conquer	

SCIENTIFIC PHRASING.

105. In phrasing, the long reclining tangent may be employed to represent the respective sounds, inger, dinger, ding-ther, king-ther, etc., in the following manner:

	their		their
doing-		having-	
loading-		seeing-	
banking-		lying-	
cooking-		building-	
wielding-		reading-	
giving-		booking-	
showing-		welding-	
taking-		inking-	
ending-		going-	


106. WRITING DRILL.

How many exciting times they must have had. Jane Tiffinny is a native of this county. The finish was the exciting time of the race. Bill is a very genteel gentleman. In trade, there is no difference in the greed of the Jew and the greed of the Gentile. The "Morning Review" is a daily newspaper. I read about the great famine in the old world. The clinker choked the flue. The tinker broke his finger while he attempted to conquer the wild horse.

Review No. 105: doing their, reading their, seeing their, having their, wielding their, giving their, banking their, going their, inking their, ending their, taking their, cheating their, beating their, kicking their.

READING EXERCISE.

106a. In phrasing, the final sound of one word may blend with the initial sound of the following word as, you-l-inger=you-will-lin-ger, I will linger, they will linger, it will linger, she will linger.



Handwritten shorthand for the words 'you will linger' repeated multiple times, showing various phrasing and blending techniques.

OCT 8 1912

W. U. Pasha

256
3421
2

PROGRESSIVE LESSONS

IN

Desha TANGENT SHORTHAND

LESSON 7



256
11427
1/2

PATENT APPLIED FOR

While copyright protects all the copyrightable component parts of this work against all unlawful use of its composition, illustrations and methods, yet to insure further protection, patent has been applied for. Said patent application contains specifications of seventeen specific claims covering every important feature of the system and methods of arrangement, including: the individual alphabetic characters and composite outlines as representing respective letters or sound combinations of the language; the method of producing the combinations by joining a straight line and a curve, forming a tangent curve; the use of the five pointed star as diagrammatically illustrating the principles; the use of the words "tangent" and "tangential" as applied to the name and the principles; the method of arranging words in marginal columns, and placing the shorthand characters immediately following the left hand column, and placing the shorthand characters immediately preceding the right hand column, and the accents forming another column near the center; the method of tabulating the language, that is, by placing the words of one element which form the grammatical combinations of the language in a marginal column, and the words of another element at the top or bottom and placing the shorthand outlines representing the combination at the intersection point of the (real or imaginary) horizontal and vertical lines; the proportionate shape and size of the book as applied to shorthand and other books constituting the shorthand and commercial series.

ORVILLE U. DESHA, Inventor.

THE DESHA PUBLISHING CO.
Fort Collins, Colorado

© Cl. A 320832

202

LESSON 7

Copyright 1912 by Orville U. Desha.

SECTION 17

COMPOUND CURVE ELIMINATION.











108. With this unique angle eliminating system, the acute angle and the compound curve which connect some reverse consonants, may also be eliminated. To eliminate both a compound curve and an acute angle with one inflection of the pen, and the characters retain their usual form, is the climax of this wonderful angle eliminating series. The following is an illustration of this principle:



By the application of this principle—eliminating the acute angle and compound curve by executing the R with the negative motion—the following useful sound representations are obtained:

Pronounce as syllables		composed of		(words)
MAR		<i>mar</i> <i>mar</i>		mar
MeNER		<i>menr</i> <i>minr</i>		Minner
TeNeR		<i>ten r</i> <i>tin r</i>		tinner
DeNeR		<i>den r</i> <i>din r</i>		dinner
eNDeR		<i>end r</i> <i>k a nd r</i>		candor
eNTeR		<i>ent r</i> <i>ent r</i>		enter
eMPeR		<i>mp r</i> <i>d a mp r</i>		damper
MBeR		<i>mb r</i> <i>ch a mb r</i>		chamber

108a. PROGRESSIVE EXERCISE.


reformer		march	
martin		martins	
mart		improve-ment	
lumber		hamper	
timber		champer	


109. WRITING DRILL.


The smart young man will go on the road, and he-may do a great business for-us. Mr. Grant will prepare to cry off the auction sale.


He-will-enter into the work with a firm manner. Mr. Martin went to the city of Dent to attend a lodge dinner during March. Dr. Smith went with him. The rain fell in torrents during the entire day, which made it somewhat disagreeable for him to return. The punishment was soon forgotten. The maid sent for her other hat. It is impossible for me to be at the teachers' meeting on the day you mentioned, but you may send me the report, as I will want it for the May issue of the "News Letter." Draw a draft on me payable at the bank for your fee. The witness swore that he was in the "crow's nest" of the ship, on the lookout for probable danger, when the ship ran upon the rock. He said it was impossible for him to state whether the ship was going beyond the required limit.


109a. READING EXERCISE.
























































SECTION 18















SHUN, ETC.

110. The alphabetic character for SH represents shun (tion, sion, cian, tian, etc.), and the various shun combinations are obtained in the following manner:

-SHUN		(sh)		action
-SHUNR		(shr)		commis- sioner
-SHUNL		(shl)		positional
-LSHUN		(lsh)		application
-eSSHUN		(send)		sensation
-ESSHUNT		(seNT)		realization
-SASHUNAL		(sa shl)		conver- sational appre- hension
HENSHUN		(en)		
-SESSHUN		(ses sent)		possession
-SESSHUNS		(ses ents)		possessions

111. PROGRESSIVE EXERCISE.






caution		processional	
fashion		conventional	
mansion		emulation	
rational		ration	
session		compassion	
decision		discussion	
comprehend		compensation	
comprehension		compensational	

objection		direction	
publication		duration	
generalization		recollection	
representation		mention	
persuasion		formation	
association		affection	
suggestion		description	

112. WRITING DRILL.

The national (n shl) convention is always an interesting event. The conventional reports are always read with intense enthusiasm. As a final decision, the rational prince will build his mansion in modern fashion. The suggestion for the publication of the paper was duly received. Mail me a complete description of the formation of that composition.

113. READING EXERCISE.

Part IV

SECTION 19

SOID COALESCENTS.

114. This section is devoted to the S-consonant and aspirate coalescent sounds according to the following classification of sound representation:

S-Coalescent Aspirates { Regular; SP, SK, ST,
CT, SST.

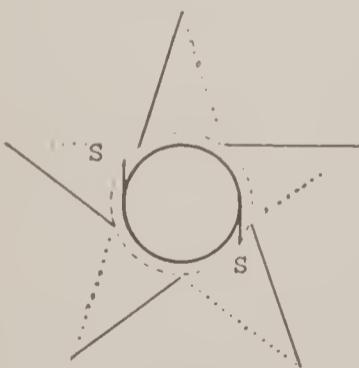
S-Aspirate Consonants { Regular; SL, CL, XP, XK,
XT, STNG, SNG,
STR, SKW.

S-Coalescent Consonants { Regular; XL, ZL, ZD.

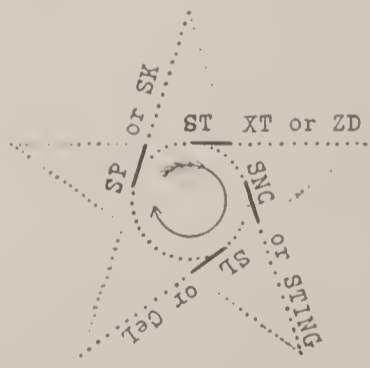
Of the S combination, next in importance to the S-Aspirate Vowels are the above S-consonant and aspirate coalescents. In harmony with the unique method of representing the tangential aspirate vowels, the tangential feature is extended further in producing all the S-Coalescent Aspirates, S-Aspirate consonants and S-Coalescent consonants.

Diagrammatic Illustration.

It will be observed that the little Soids projecting from the tangent circle to the pentagon angle are now restored to their original appearance in the star in order that they may point in the same direction and be made with the same movement of the respective straight lines of the system. See Figs. a323, b323.



a-323.









































b-323.

114a. The Soid so turned blends with the alphabetic characters for P, T, D, NG, NK and L expressing their respective coalescent sounds without increasing the length of the Soid.

REM. 1.—The characters so blended are written on the line of writing when written alone or preceding other strokes.

REM. 2.—As previously explained, the alphabetic or vertical Soid may also represent the soft C or Z sounds, therefore, it will be observed that when S is blended with the other characters, their respective eXP, eXT, CL or ZD sounds may likewise be expressed. When a distinction is desired, a stroke beneath will indicate the sound of X or Z.

114b. The Soid so pointed as to blend with P will likewise blend with K, thus expressing SK.

Pronounce as Syllables		Composed of		Words
SP		<i>sp</i> <i>kl ũ sp</i>		clasp
EXP		<i>esp</i> <i>esp ĩr</i>		expire
eSK		<i>sk</i> <i>d ě sk</i>		desk
EXK		<i>esk</i> <i>esk u s</i>		excuse
ST		<i>st</i> <i>st ě m</i>		steam
XT		<i>st</i> <i>k ō xt</i>		coaxed
EXT		<i>est</i> <i>est end</i>		extend
ZD		<i>sd</i> <i>b ũ zd</i>		buzzed
SEXT		<i>sest</i> <i>sest nt</i>		sextant
SIST		<i>s i st</i> <i>s ĩ st n</i>		Sistine
SUST		<i>s st</i> <i>s st n</i>		sustain
SL		<i>sl</i> <i>sl ě p</i>		sleep
SeL		<i>sl</i> <i>sl er</i>		seller
EXL		<i>e sl</i> <i>e sl</i>		excel
CeL		<i>sl</i> <i>sla r</i>		slayer
ZeL		<i>sl</i> <i>sl u s</i>		zealous
*STING		<i>stng</i> <i>k ō sting</i>		costing
SING		<i>sng</i> <i>kl ō sing</i>		closing
XING		<i>xing</i> <i>m ĩ xing</i>		mixing

*By turning ST to blend with ng expresses STING.

114c. The angle eliminating principle may be further applied (as indicated by the dotted line) between ST and R, diminishing the char-

acter to a minute tangent to express STR or STeR.

STR		<i>str</i> <i>str ĭ p</i>		strip
STeR		<i>str</i> <i>t ō str</i>		toaster

114d. SP and SK are never confused, as they very seldom precede or follow the same sounds when joined to other characters of words, hence the context will readily determine whether sp or sk was intended, as "He wore a masp (mask)" or "The wask (wasp) stung the boy."

mask		wasp	
bespeak		grasp	
expect		desk	
frisk		brisk	
lisp		bask	
skate		cask	
spade		crisp	
despot		gospel	
whisper		despair	
trespass		aspire	

115. When the S precedes QU, the sound produced equals eSKW (SQU), therefore the W sound is expressed in the usual manner by placing the SK Soid in the W position.

















































SQUA		<i>skw a</i> <i>skw a (ō) b</i>		squab
SQUO		<i>skw o</i> <i>skw ō t</i>		squat
SQUE		<i>skw e</i> <i>skw ē k</i>		squeak








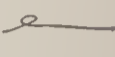


SQUI	o	skw i skw ī r	o	esquire
SQUAR	c	skw ar skw ū r	c	square
SQUAL	c	skw al skw al	c	squall

REM.—SP never appears immediately before W, hence SP Soid never appears in the W position.






























116. PROGRESSIVE EXERCISE.

clasp	→	cistern	u
expire	o	sextant	u
sext	+	sexton	u
explain	z	sextile	so
explore	z	sist	+
expel	o	sextan	u
spuds	e	Sistine	so
steam	e	sustain	u
buzzed	o	sustenance	u
fixed	l	casting	→
next	e	toasting	→
spark	u	testing	e
sport	→	costing	→
harvest	g	mixing	e
sought	l	tacit	u
dressed	o	classing	→
fizzed	l	coasting	→
coaxed	→	dusting	o
necessity	so	resting	e

affixed		singular	
occulist		sell	
mixed		sleet	
exhaust		sleep	
quizzed		sled	
stir		sells	
lister		slur	
speech		squalid	
spurt		squeeze	
speaker		squeach	
specimen		squall	
specify		squeezes	
spirit		squeal	
splendid		squad	
spices		square	
speculate		squaw	
speculation		exquisite	
skip		spy	
skill		speck	
school		spin	
skin		spade	
sketch		space	
skid		span	
skiff		spake	

split		splice	
spend		splash	
spoke		Spanish	
spare		speed	
spat		closing	

117. WORD-FORMS.

speak		special-ly	
ask		spend	
spoke		expend	
said		consider	
situation		first	
single singular-ly	} 	seldom	
sell		testimony	
suspect suspend	} 	history	
system society	} 	astonish-ed	
exist		astonishment	
solicit		establish-ed -ment	
experience		distinguish	
express expense	} 	prosper prospect	} 
spirit		scare	
city (stī)		scores	

SCIENTIFIC PHRASING.

118. Many simple, yet useful phrases may be formed by applying the Star Tangent Soid in the following manner:

as well	/	is it	σ
as said	L	had said	2
as well as	/	at last	Z
stay there	2	at least	Z











118a. In phrasing, ST may be employed to represent the words **state** or **stock**, and SeL may be employed to indicate the words **sell** or **sill**, or the syllable **sal**, in the following manner:

salute	f	stock yard	2
stock exchange	+	State of Kansas	→
State of Colorado	—	this state	2
New York State	—	state of the case	→
would sell	→	window sill	e
we would sell	→	door sill	→
stock holder	—	preferred stock	f
common stock	—	the state	2
whole state	σ	wholesale	4

118b. STR may be employed to indicate the word **street**. (The V stroke is employed to indicate the word **avenue**.)


























Deer Street	—	10th Street	10
Dent Street	—	Star Street	2
State Street	→	State Avenue	→






























118c. In phrasing, -sp may be joined to represent the words **express** or **expense**, in the following manner:










to express		American Express	
the express		Adams Express	
labor expense		Wells Fargo Express	
the express expense		will express	
expense bill		will you express	


























SCIENTIFIC PHRASING.

118d. Write the following grammatical phrases a great many times:

118e.		can express	will express	would express	may express
I-					
we-					
you-					
he-					
she-					
they-					

118f.		we-	they-	I-	you-
speak	'				
spoke	'				
said	'				
sell	'				
spent	'				
store	'				
stored	'				

118g.		speaks	states	spent	stores
					
he-					
she-					

118h.		his state	the state	the street	the store
					
of-					
by-					
for-					
from-					
to-					
about-					

118i. In phrasing, often the initial sound of a word may blend with the final sound of the preceding word in the following manner:

	must	must state	must sell	must send
I-				
you-				
we-				
he-				
she-				
they-				
it-				

118j. **Scientific Phrase Building.**—Affix the words **do, go, give, find, have,** and **ship,** to the first column; **where, when,** and **how** to the second column; **it, our, my,** and **your,** to the third column, and **your, his, more, in,** to the last column, and write a great many times.

119. WRITING DRILL.

Dave said, "The little yellow hat is very neat." A pleasant speaker gave an address at the opera house on the first of the month, to a large audience. Each class at school has a spirit of regard for the speaker, though his speech was not made with the vim of an orator. It sometimes takes a quick-witted man to go slowly. Use your head more and your feet less. Anyone [n-u-n] can chase business—the wise man heads-it off. We may as-well-see who-will-show us the cheap chains the firm made.

The sleigh ran slowly over the snow. It scared the horse and made him snort, and the next day the steed had-to stay at home, so did my sleigh.

She will not impose a task on the masses. The spy was at the-league. You may see him at the steel gate. The space in the paper was filled with sad news of the shipwreck. Owing to the snow storm which crossed the East Gulf, we failed to ship the cars of wheat we sold to the Star Line of St. Paul. The strong board will not break with the weight of the boat. The magazine article was written by request of the editor's wife while she was in France.

120. READING EXERCISE.

o b = a = y = c
 — p: 7 L d L m
 w o u . r — s
 L d / w . h d
 — n L — t — o . i
 o h / — t — p — i
 h — e — i . e d q
 — t h d o o i e
 — d n e i n i e
 o h / n t y
 p o d r b g . v
 a b — x — o ,
 — u — t — e — u — t :
 n e o e o e e e
 — g — m — u — n .
 h L — — o — w
 — o — n — d — s — L
 — . p . h L — w
 — . w h — s —
 c m p — — e — y

OCT 8 19

O. U. Pasha

256
D 427
copy 2

PROGRESSIVE LESSONS

IN

Desha
TANGENT
SHORTHAND
Desha

LESSON 8



Z 56
D 427
Copy 2

PATENT APPLIED FOR

While copyright protects all the copyrightable component parts of this work against all unlawful use of its composition, illustrations and methods, yet to insure further protection, patent has been applied for. Said patent application contains specifications of seventeen specific claims covering every important feature of the system and methods of arrangement, including: the individual alphabetic characters and composite outlines as representing respective letters or sound combinations of the language; the method of producing the combinations by joining a straight line and a curve, forming a tangent curve; the use of the five pointed star as diagrammatically illustrating the principles; the use of the words "tangent" and "tangential" as applied to the name and the principles; the method of arranging words in marginal columns, and placing the shorthand characters immediately following the left hand column, and placing the shorthand characters immediately preceding the right hand column, and the accents forming another column near the center; the method of tabulating the language, that is, by placing the words of one element which form the grammatical combinations of the language in a marginal column, and the words of another element at the top or bottom and placing the shorthand outlines representing the combination at the intersection point of the (real or imaginary) horizontal and vertical lines; the proportionate shape and size of the book as applied to shorthand and other books constituting the shorthand and commercial series.

ORVILLE U. DESHA, Inventor.

THE DESHA PUBLISHING CO.
Fort Collins, Colorado

© Cl. A 320832













202

LESSON-8

















Copyright 1912 by Orville U. Desha.

SECTION 20













121. When vowels are reversed to indicate R-vocals followed by an L sound, the plural is expressed by the L-Soid. As previously indicated, the stroke for the slanting Soid is diminished to a minute tick character which serves as a legible distinction from L.

girl		rural	
girls		rurals	
curl		twirl	
curls		twirls	
pearl		moral	
pearls		morals	











122. In such words as **rail**, **roll**, L coalesces with the vowel, hence the vowel is reversed to express the L sound, as **r-al=rail**, **r-ol=roll**. But when the plural sound is added the L sounds then blend with the S, as **r-a-ls=rails**, **r-o-ls=rolls**; therefore the half-circle is reversed to express the L sound in the root word, and the L-Soid is used to express the plural. This principle applies only where the preceding consonant is a curve. Study the following and review ¶ 75 at the same time.

rail		squall	
rails		squalls	
roll		mail	
rolls		mails	
veil		nail	
veils		nails	
call		scale	
calls		scales	











123. The possessive form of words, letters, and figures may be distinguished from the plural form by the Soid when desired in the following manner:


poets		tens	
poets'		ten's	
7's		schools	
6's		schools'	
n's		banks	
t's		banks'	

124. TeD, DeD, and often ED, at the end of long words to denote the past tense, may be expressed by placing T close to or beneath the preceding character. STeD may be expressed by ST; and SPeD by SP; and SKeD by SK, in the same manner.

attended		clasp	
omitted		clasped	
shouted		feast	
detected		feasted	
masked		gasped	

125. At the beginning of a word S coalesces with *pr* or *kr* forming the digraphs *spr*, *skr*. To avoid an angle *sp* and *sk* may begin below the line of writing.






SPR		spry	
SKR		scroll	
sprawl		scrag	
spray		scrap	
spree		scream	

spring screech sprang scrip 


REM.—As note books are usually ruled, a very facile character for these initial syllables are the result. Should it occur that unruled paper is used, the Soid may join Kr or pr with the angle; or the character for spr begun its full length below the line of writing will insure legibility in reading.

SCIENTIFIC PHRASING.

126. When the word “as” is repeated in a clause, it may be represented by **s**. When convenient the Soid may blend with the following consonant sound as in “as well as” represented by **SLS**.

as much as as great as as long as as many as as low as as far as as good as as well as 

126a. In phrasing, the words “are” and “our” are added by a final R sound, in the following manner:

to our by our may our you are we are can our why our but to our 

127. WRITING DRILL.

My wagon has wheels with wooden spokes. The stars shine from the-clear-sky when all day-light vanishes. The steam pipe extends all-round the wall and all the rust was cut off with oil. We will say why-our League team did not go to your place. We went to another town. May our boys go as-well-as yours. He gave his sweetheart a ring set with pearls. The lost pearl was found. While the train runs, the wheels roll smoothly on the rails.

Mr. Charles Clark,
St. Charles, Mo.

Dear Sir:

The clasp on the slide door of the office desk in the League Building broke this morning, and should be glad if you will send me another by the first of the month, so we may screw it on while at the meeting.

Yours truly,









Part V

EXPEDIENTS















SECTION 21

INDICATION OF ING.

129. The plural of **ing** (**ings**) may be indicated by placing the Soid in the *ing* position. **Sings**, **xings**, and **stings** may be indicated by placing the **sting** Soid in like manner. **Ingly** is expressed by the L-vocal loop, **Ington** by TN, and **Ingham** by HA, placed in the *ing* position.










(Syllables)		(Disjoined)		(Words)
ING	(ing)		dealing
INGS,	(ings)		dealings
SINGS,	(sings)		facings
XINGS,	(xings)		fixings
STINGS,	(stings)		castings
INGLY,	(ingLY)		feelingly
INGTON,	(ingTN)		Huntington
INGHAM,	(ingHA)		Dillingham

130. PROGRESSIVE EXERCISE.

























dustings		restings	
feelings		Wellington	
flashings		Washington	
tailings		Lexington	
feelingly		Birmingham	
meaningly		Cunningham	
lingeringly		Effingham	

SCIENTIFIC PHRASING.

131. The word "a" may be placed after a character to indicate *ing*. "sing-with", "sting-with", "xing-with" may be expressed by placing the *sting* Soid in the same manner.


know-		<i>ing</i>		a
chang-		<i>ing</i>		a
hav-		<i>ing</i>		a
do-		<i>ing</i>		a
fu-		<i>ssing</i>		with
bur-		<i>sting</i>		with
mi-		<i>xing</i>		with
du-		<i>sting</i>		with

131a. The affix *ing* followed by a word-sign may be expressed by placing the word-sign immediately after or below the outline, in the following manner:

	<i>-ing</i> the	<i>ing</i> your	<i>ing</i> his	<i>ing</i> less
dur-				
see-				
hav-				
know-				
work-				
chang-				

	ing the	ing your	his ing	ing less
charg-				
tak-				

131b. In common phrases, it may be found more expedient to express the combinations **ingU** by placing the **ing** dot on the inside of the circle: sending-you, putting-your, assuring-you, keeping-your, thanking-you, have-you, having-you, expressing your.



132. WRITING DRILL.

You should not do anything to hurt his feelings. You should stop fussing with the porter. The house maid is dusting-with the broom. She is having-a hard time.


Mr. J. A. Dillingham,
City.

Dear Sir:

In your note of today, you fail to state whether you want the single casting or the double castings for your engine. The boiler fixings were sent to Cunningham and Company, Washington. We sent the articles by American Express, and addressed it to First Avenue and State Street. We let this particular Express Company have the business because we could not get low rates from the Adams Express nor the Wells-Fargo Express Companies.

Yours truly,

133. READING EXERCISE.



SECTION 22

THE VERTICAL EXPEDIENT.

134. While this system is based upon the slant of ordinary writing, yet it will be observed that when two downward strokes are joined with an angle, or when a vowel intervenes, the tendency is to form the last stroke with a more vertical inclination.



Advantage is taken of this expedient in expressing the past tense T or D sound when following a downward character.

In such words as **buff** and **buffed**, **believe** and **believed**, **ail** and **ailed**, etc., the past tense T or D sound immediately follows the final consonant of the root word without the intervention of a vowel sound. The application of this vertical expedient is sufficient to express the past tense of such words.

FT		buff-ed	
VD		helv-ed	
THT		lath-ed	
LT		fill, felt	
LD		fell, felled	
BD		jab-bed	
SHT		dish-ed	
SHUNT		quotation quotient	
SHUND		passion-ed	
SHT		sha'n't	

134a. VT and VD may be employed to represent the words *vent* and *vend*, respectively, in the following manner:

vent, d)	inventing	7.
preventing	9.	prevent	9
invent	7	vendicate	2
vender	2	vendee	2

134b. PROGRESSIVE EXERCISE.

REM.—The Reversing principle takes precedent over the vertical expedient when a shorter outline may be obtained, as in *oil*, *ailed*, *mold*.

built	d	melt	7
mold	—	ail	c
wield	i	ailed	—
bold	L	yelled	—
jab	9	jib	6
jabbed	9	jibbed	d
blushed	d	ancient	—
complexion	—e	patient	7
complexioned	—e	caution	7
clashed	—	cautioned	—
bluff	9	velvet	7
bluffed	9	helve	9
helved	9	splashed	7

135. WORD-FORMS.

that, thought)	evident-ence	9
shipped	(being	/
shalt	(hereafter	9
without	...)	perfect-ion	9
without any	∩	individual-ly	9

136. The contraction of “**should not**” and “**shall not**” may be expressed by the vertical expedient in the following manner:

	should	shouldn't	shall	sha'n't
I-	7	7	7	7
you-	9	9	9	9
he-	9	9	9	9
she-	6	6	6	6
they-	7	7	7	7
it-	7	7	7	7

137. WRITING DRILL.

The spy has been court-martialed. The goods will be shipped on the express train. You should hereafter see that the express bill is put on the expense account for the month. You shouldn't state the particular item. I sha'n't be in Wellington on the day of the strike. The wreck shouldn't have occurred on that date. I-will- shout (sht) as loud as I can. You shouldn't go fishing on the Sabbath. The villain bluffed his way through the crowd. All the evidence produced in the irrigation suit was made public, but the defendant lost the case.

138. READING EXERCISE.

e o s: o t , 130 ~
 R o y s o , i , s ,
 o p n s i , l o o
 f u i , q u i n
 o - - - - -
 2 c q h u m ,
 s - - - - -
 q i l - - - - -
 - a b o r e - -
 . o l . l o d e n
 - 2 ,

o n e , p e r a n n
 - p : i s s i g n e t
 l e o ' o b o c
 e o a , l e t ,
 e h e - - - - -
 i n e l e - - - - -
 , s h a n t e - - -
 p o y s i , l i n
 o o , 2 .







OMISSION EXPEDIENT

SECTION 23




OMISSION OF VOWELS.

139. In some words, the omission of vowels may be advantageous. While this is left to the judgment of the writer, the suggestions below will be of assistance.









139a. In words where two vowels not forming a pure diphthong come together, the minor vowel may be omitted, in the following manner:

royal		radius	
appear		deity	
due		streak	









139b. U appearing before N, M, NT, ND, NK, or NG in the body of a word, may be omitted, in the following manner:

pungent		gun	
sunk		column	









139c. The vowels in BE, RE, or DE may be omitted when by doing so a better outline can be obtained. The vowel in the syllable "bar" may also be omitted.

beneath		begun	
recede		review	
debar		behalf	
begrudge		debase	









139d. Sometimes a vowel or diphthong may be omitted between two reversed curves in the following manner:

run		inner	
winner		manner	
brown		drudge	
again		finer	





139e. In some words a vowel or diphthong may be omitted between B, J, F, or V and an upward or horizontal character, in the following manner:

fun		found	
betray		bad	
jet		abet	
rabbit		Jud	









139f. When L appears between two vowels preceded by S, as in the words **salute**, **select**, and **solicit**, omit the first vowel and express the initial syllable with the SLoid.

salute		solicit	
salutation		select	
solution		Salon	
salary		saloon	

139g. The syllables **sal** or **sol** may also be expressed by the SLoid when the L is followed by a consonant or aspirate in the following manner:

sold		salt	
seldom		saltless	





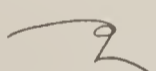



139h. Vowels may often be omitted after T, D, ST, SD, R, L, M, or N when followed by a downward character, in the following manner:

stab		staff	
fatal		hostile	
formal		mental	
normal		pistol	











139i. In some words, when R or L appears between two vowels and preceded by a blending consonant, it may be found more convenient to omit the first vowel and apply the blending principle. When the reversing principle is applied, the vowel following R or L may be omitted.

(BLENDING)









(REVERSING)

decorum		colonist	
recall		coral	
caliber		current	
colonel		color	



139j. The vowel in **mis**, **dis** or **des** may also be omitted. When followed by a downward character, it may be more convenient to retrace for S.

disagree		discredit	
disable		decision	
disfavor		discussion	
mistake		misguide	
misquote		miscount	

139k. When more convenient, the vowel may be omitted when preceding a final aspirate or consonant.

rose		omelet	
roses		civilized	
copies		artifice	
cornice		justice	

139l. In words beginning with EX followed by soft C or S, omit soft C or S and insert the following vowel. H may also be omitted in such words as **exhume**.









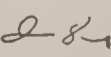

excite		exert	
except		exhale	
exhume		exhibit	

140. WRITING DRILL.


It appears on the face of the note to have been due last month. It took only one column in the newspaper to report the Convention. The president of the company is paid a high salary. To solicit business in the proper way is the solution of the success problem. The miner sold his salt for a higher price than is seldom received.

141. SIMPLE BUSINESS PHRASES.

(See 51a)

Yours respectfully		We are in receipt	
Very respectfully		We are in receipt of your favor	
Very respectfully yours		I am in receipt of your favor	
I am in receipt		I am in receipt of your letter	
Your letter of the 8th inst.		I am in receipt of your favor of the 7th inst.	

OCT 8 1912





DOBBS BROS.
LIBRARY BINDING

ST. AUGUSTINE
FLA.



32084

LC



0 019 126 773.4