

TX

715

B87

BRAND MARK  
BREAD BAKING

MINNIE E. BROTHERS  
MINNEAPOLIS



Class TX715

Book B87

Copyright N<sup>o</sup>. \_\_\_\_\_

**COPYRIGHT DEPOSIT.**



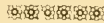






*Bread Making*  
— AND —  
*Bread Baking*

*Embracing Selections in Pastry,  
General Cooking, Canning, Preserving, Pickling,  
Jelly Making and Candy Making*



*Minnie E. Brothers*



MINNEAPOLIS

1915

TX 715  
L 37

Copyrighted  
1915  
By the Author

*Handwritten scribble*

JAN 18 1916.

© Cl. A 420394

*no 1.*



new Jan 25 '16

## Preface

**T**HE RECIPES contained in this booklet, are not intended for the graduate of culinary art, or the one who plies domestic science on a scientific principle.

This little book in its simple and unpretentious way is dedicated to the Housewife who is dealing with the perplexities of preparing the meals.

Its aim is to help the one whose larder is not always provisioned with a great variety of fancy groceries, as well as, the one whose training for this duty is unfortunately limited. The author contributes a few recipes that are original, but in the main, old recipes written anew, improved upon and simplified, is all that is claimed herein.

It is hoped and believed, that this book will be of some assistance, and lighten the burden of the one who makes the home—the Faithful Household Cook.

**Minnesota State Fair**  
1913---Hamline---1913  
Class No. 117 Lot 207 Entry No. 2256

**FIRST PREMIUM**

**Minnesota State Fair**  
1912---Hamline---1912  
Class No. 117 Lot 307 Entry No. 2256

**FIRST PREMIUM**

**Minnesota State Fair**  
1913---Hamline---1913  
Class No. 117 Lot 308 Entry No. 2256

**FIRST PREMIUM**

**Minnesota State Fair**  
1914---Hamline---1914  
Class No. 116 Lot 208 Entry No. 2256

**FIRST PREMIUM**

**Minnesota State Fair**  
1912---Hamline---1912  
Class No. 117 Lot 290 Entry No. 196

**FIRST PREMIUM**

**Minnesota State Fair**  
1913---Hamline---1913  
Class No. 117 Lot 292 Entry No. 197

**FIRST PREMIUM**

**Minnesota State Fair**  
1914---Hamline---1914  
Class No. 115 Lot 257 Entry No. 197

**FIRST PREMIUM**

**Minnesota State Fair**  
1912---Hamline---1912  
Class No. 117 Lot 188 Entry No. 197

**FIRST PREMIUM**

Mrs. P. O. Grady Judge

*NOTE: Supt. must see that above is filled in by clerk and signed by judge.*

*Mrs. P. O. Grady*

A FEW AWARDS ON HOME BAKING

The Author holds many premiums from culinary exhibits at State and County Fairs.

## *A Tribute to the Worlds Heroine*

---

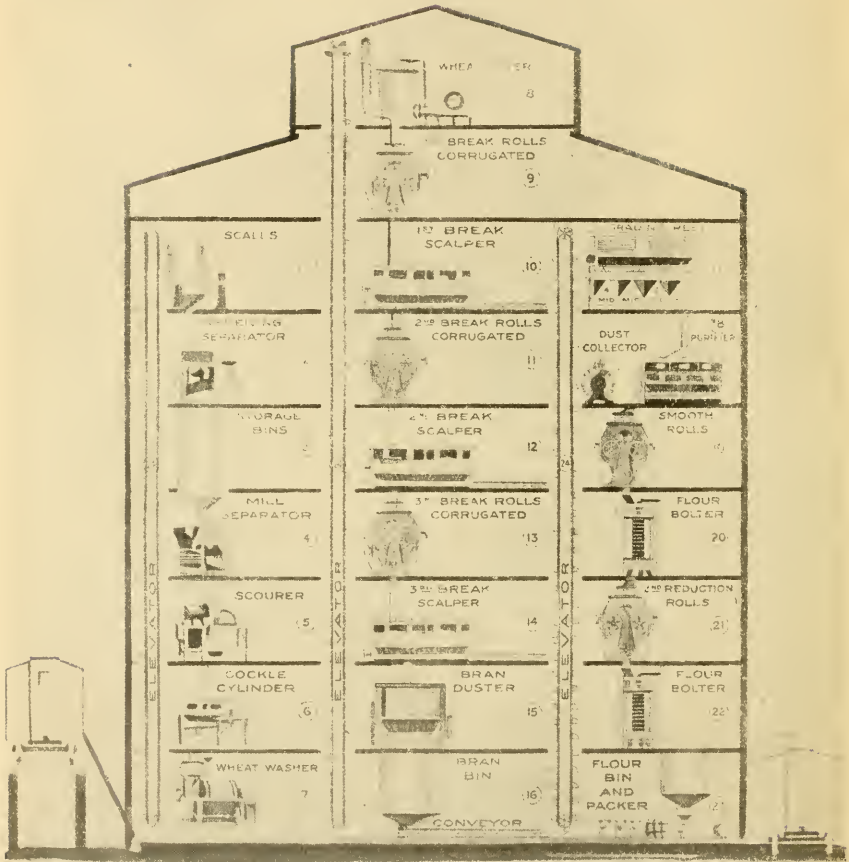
*The world is always praising  
All the great folk of the time—  
The poets and musicians, and  
The ministers sublime;  
But the earth's greatest heroine  
They never cast a look;  
I'll tell you she is, at once—  
The blessed household cook.*

*We hear a lot of landing for  
The man who goes to war,  
The artist and the sculptor,  
The poet and his lore,  
The lawyer and inventor, and  
The author's famous book;  
But we never hear a word about  
The blessed household cook.*

*Perhaps you think she isn't worth  
The praise that I would give;  
But, without her ceaseless kindness  
Pray, how long would you live?  
We all would soon expire, if  
Of food we ne'er partook;  
So, I raise my hat in honor of  
The blessed household cook.*

*She saves the lives of thousands,  
By her duties every day,  
Though she does it in a simple  
And unnoticed, quiet way.  
But when I am an author,  
I shall surely write a book  
About the queen of womankind—  
The worthy household cook.*


*ALICE M. JONES.  
(In Farm and Home).*



Courtesy Washburn Crosby Co.

SECTIONAL VIEW OF SIMPLIFIED FLOUR MILL

- (1) Scales, for weighing wheat as it is received.
- (2) Receiving separator, for separating other kinds of seeds from wheat.
- (3) Storage bins, for reserve supply of wheat in advance of mill requirements.
- (4) Mill separator, for further separating foreign seeds from wheat.
- (5) Scourer, for removing dust from wheat kernels.
- (6) Cockle cylinder, for removing all round seeds.
- (7) Wheat washer, for thoroughly cleansing the wheat.
- (8) Wheat dryer, for drying wheat after washing.
- (9) 1st break rolls, for rupturing bran, enabling bran and germ to be separated from interior.
- (10) 1st break scalper, for sifting middlings through bolting cloth to separate from bran.
- (11) 2nd break rolls, for further loosening the middlings from bran.
- (12) 2nd break scalper for separating more middlings from bran.
- (13) 3rd break rolls, for further loosening middlings from bran.
- (14) 3rd break scalper, for final separation of middlings from bran.
- (15) Bran duster, for dusting low grade flour from bran.
- (16) Bran bin, for packing bran for shipment.
- (17) Grading reel, for separating middlings by sifting through various sizes of bolting cloth.
- (18) Dust collector and purifier, for cleaning and purifying middlings by air and sifting.
- (19) Smooth rolls, for grinding purified middlings very fine to flour.
- (20) Flour bolter, for sifting flour from purified middlings.
- (21) 2nd reduction rolls, for further grinding of purified middlings.
- (22) Flour bolter, for separating flour from purified middlings of second grading.
- (23) Flour bin and packer, for packing flour for shipment.
- (24) Elevator, for raising products to the various machines.



MINNEAPOLIS MILLING DISTRICT



## *Bread*

Bread the staff of life, by common consent, occupies first place as an article of food, in all homes, by all peoples of the civilized and much of the uncivilized world.

Bread dates back before the beginning of history.

The scriptures in early Bible times frequently mention bread, also unleavened bread of the Jews used in the Passover.

In Genesis 18:6 we read: "Abraham hastened into the tent unto Sarah, and said, "Make ready quickly three measures of fine meal, knead it, and bake cakes upon the hearth."

History tells us of the ancient Egyptians, who knew the art of bread making, of the Greeks and Romans who had many bakeries, and bread and cakes were made in great variety.

In the Chaldean ruins well built ovens, and perfect grinding stones for reducing grain are found. The earliest bread makers were the Lakedwellers that inhabited Switzerland in the Stone-age. Loaves baked on hot stones were found.

Perhaps the earliest record of the grinding of grain and bread made from it, comes from China. The Chinese were bread makers 4500 years ago. Judging from what we read of it the bread question is an old one.

Leavened bread as far as the leavening is concerned is made the same to-day as it was in early times. Fermented or sour dough, as it is commonly called, is the leavening used.

Sour dough is made by taking a small portion of dough — say three or four ounces from a baking — and putting it away until the next baking day, then mixing it with fresh dough. "It will leaven the whole lump." Bread made in this way usually has a sour taste.

For a long time bread making has been considered an art, and it may be added that to make a good wholesome loaf of

bread is the greatest of household arts. A baking of nicely browned, plump, loaves of bread, always challenges attention and is always admired. Some authorities on domestic art claim that to be successful in bread making, one must know the chemistry of yeast and flour, in fact, bread making in all its scientific principles.

This booklet does not treat on the chemistry of bread making, but on the most simple, practical, successful home methods. It is desirable, though not necessary, that one who bakes understands something about flour as well as yeast.

It is now nearly three hundred years since yeast was first used, and while our ancestors made a good palatable bread it was not until recent years that the art of bread making attained any degree of perfection, this, of course, is largely made possible by the modern method of milling wheat and making flour. All brands of patent process flour, made from spring wheat, is standard and the best for bread making.

By spring wheat is meant, wheat sown in the spring. It is chiefly grown in the Northwestern States and Canada. Flour of this wheat is generally called "Hard Wheat Flour." It is rich in gluten and is the most perfect bread flour. It is of a creamy color, not white or grey in color, which indicates a poor flour. Winter wheat is a soft wheat, and is grown in all parts of the U. S. principally the western, southern and eastern states. Flour made from winter wheat is called "Soft Wheat Flour" and is used in breads, pastry, and macaroni. It contains less gluten, but is rich in starch. The best flour, perhaps in all the world, is made in Minneapolis, and is shipped to all parts of America and many foreign countries. The leading brands are Occident, Gold Medal, Ceresota, and Pillsbury's Best.



## *Bread-Making*

### **Dry Yeast.**

Into a cup of luke warm water, put a teaspoon of sugar and one and a half cakes of yeast, let soak at least one hour. Have prepared two cups of finely mashed potatoes, turn on them a half pint of boiling water, and stir in a heaping tablespoon of flour, stir well and let batter cool. Add cup of yeast, beat well, cover and let stand until morning.

### **Sponge.**

To three pints of warm water, add enough flour to make a stiff batter, stir in the yeast prepared the night before which will now make a medium batter. Beat thoroughly for five or six minutes. Cover, set in a warm place out of draught to rise, which under ordinary conditions will be light in one and one half to two hours.

### **Kneading.**

A bread mixer may be used, but if the kneading is done by hand, begin mixing with a heavy spoon, sift in one sifter of flour, stir, add one cup of sugar, one half cup lard, more flour and heaping tablespoon of salt. Stir and add flour gradually until dough becomes too stiff to use the spoon. Remove to floured kneading board, or finish kneading in the bread pan which is now done by hand. Sift in flour gradually, knead steadily. Remove all particles of dough from sides and bottom of pan. Knead for twenty minutes or more. When in right condition dough will be elastic, and spongy, and will not be inclined to stick to the hands. When kneading is done there should be no flour left in the pan. Cover first with bread pan cover, then with table cloth, or better, a cloth for the purpose.

Set to rise in a warm place, out of hot or cold draughts. It should be light in two to three hours. Temperature of room should be 72 to 80 degrees.

### **Putting into loaves.**

Grease the baking pans well, use the sheet iron or iron-enamel ware, as they are better bakers. For a single loaf, take about two pounds of dough, and about one and one half pounds, when double loaves are baked in a pan. Mould each into shape and place in pan. Brush top with lard or butter and set to rise in even temperature, cover with light cloth.

Under favorable conditions the bread will be up and double its size, in three fourths of an hour, sometimes less.

### **Baking.**

Put the bread in a moderately hot oven, bake until nicely browned over top, which will take fifteen minutes, then reduce the heat about one half; to prevent scorching during the latter part of baking, place a sheet of brown or white paper over the bread. Bake one hour. Remove from pans, place on cloth to cool. Brush lightly while hot with butter.

If bread raises too long it will be porous and dry. If it is very slow in rising it will be dry, or tough, soggy, and inclined to be sour.

Olive oil can be used in bread in place of lard or other shortening, it is much better; use it in the same quantity or a little less.

## BREAD.

### Compressed Yeast.

Dissolve 2 cakes of compressed yeast in half cup of luke warm water; rice or mash 3 or 4 medium sized boiled potatoes and add heaping tablespoon flour, put this into bread pan and turn in one quart boiling water and heat up well. When cooled to luke warm, turn in yeast and stir in enough flour to make a medium batter, beat briskly a few minutes and set away in warm place to rise.

### Dough.

When light add some flour, half cup sugar, half cup lard, stirring briskly, one tablespoon salt and more flour. When too stiff to stir with spoon, finish by hand, kneading until dough is spongy and elastic. Let rise and finish in the usual way.

## NUT BREAD.

Nut bread is made much the same as other bread, only differing in the proportion of ingredients, and the addition of nut meats.

### Yeast.

Place in a cup of luke warm water  $1\frac{1}{2}$  cakes dry yeast and 1 teaspoon of sugar, soak 1 hour. To 1 cup of mashed potatoes, add 1 tablespoon of flour and 1 cup of boiling water, stir and when cool add yeast, mix well and let set over night in a warm place.

### Sponge.

Add to the yeast 1 quart of luke warm water and flour to make a sponge batter, cover and set away to rise. When light add 1 to  $1\frac{1}{2}$  cups sugar  $\frac{3}{4}$  cup lard or butter, 1 to  $1\frac{1}{2}$  cups nut meats and knead as other bread, adding flour as needed.

**GRAHAM BREAD.**

On baking day a few loaves of graham bread can be made conveniently by making more bread sponge, using an extra yeast cake and more moisture. For graham bread take 1 quart of bread sponge,  $\frac{1}{2}$  to 1 cup of brown sugar,  $\frac{1}{2}$  cup shortening, 1 heaping teaspoon salt and equal amounts of flour and graham flour, sift in as long as the batter can be stirred with heavy spoon; beat briskly and set to raise.

When light put in greased pans, and when light again bake in quick oven, reducing heat in 10 or 15 minutes.

Wholewheat flour may be used instead of graham.

**BOSTON BROWN BREAD.**

$\frac{1}{2}$ cup brown sugar	1 cup corn meal
$\frac{1}{2}$ cup molasses	1 cup graham or rye
2 eggs	1 cup flour
2 cups sour milk	1 teaspoon baking-powder
1 teaspoon soda	1 teaspoon salt
	Steam 3 to 4 hours.

**BROWN BREAD STEAMED.**

$\frac{1}{2}$ cup sugar	1 cup seedless raisins
$\frac{1}{2}$ cup molasses	2 cups corn meal
$\frac{1}{2}$ teaspoon soda	1 cup flour
2 eggs	2 teaspoons baking-powder
2 cups milk	1 teaspoon salt
	3 tablespoons hot shortening

Mix ingredients in order named, with raisins dredged in flour and hot shortening last. Turn in greased mold and steam about 4 hours.

**BROWN BREAD, BAKED.**

1½ cup brown sugar	2 cups graham flour
½ cup molasses	2 tablespoons shortening
1 cup raisins	1 teaspoon salt
2 cups sour milk	2 teaspoons soda
1 cup flour	1 egg

Work sugar, shortening and molasses together, add beaten egg, and sour milk with soda dissolved in it. Stir in flour, salt and graham and lastly the raisins dredged in flour. Beat well and turn in greased pans and let rise one hour before baking.

**RYE BREAD.****Yeast.**

1 cake dry yeast
1 teaspoon sugar
½ cup warm water
Soak half hour.

**Sponge.**

3 cups warm water
Rye flour to make batter
Cup dissolved yeast
Stir well and let rise.

**Dough.**

2 cups warm water
3 cups flour
1 tablespoon salt
½ cup lard

Rye flour to make a soft dough, knead thoroughly and handle dough roughly by striking or pounding with hands. Let rise. Mould into loaves, brush top with white of egg and water. Let rise and bake in slow oven.

**PARKER HOUSE ROLLS.****Sponge.**

Dissolve one cake dry yeast in  $\frac{1}{2}$  cup luke warm water. Add teaspoon sugar and let stand half an hour. Scald 1 pint of milk, when cool add cup yeast and flour to make a medium batter, cover and let rise.

**Dough.**

To the sponge stir in 2 or 3 tablespoons sugar, piece butter the size of an egg melted or softened, 1 teaspoon salt and gradually flour enough to make a soft dough, kneading when dough becomes too stiff to stir with spoon. Let rise, knead down and let rise again.

**Rolls.**

Flatten out the dough to about  $\frac{1}{2}$  inch in thickness. Cut round or oval, brush tops lightly with melted butter and crease through center with back of knife, fold, and press edges together. Put in baking pan with space between. Let rise; bake about 20 minutes in quick oven.

**BAKING POWDER BISCUITS.**

2 cups flour	2 teaspoons baking-powder
$\frac{1}{2}$ cup shortening	$\frac{3}{4}$ cup milk or water.
	Salt.

Mix dry ingredients and work in the shortening, then the milk or water. Use a fork, spoon or the hands but do not knead. As quickly as possible place the soft dough on a floured board. Roll lightly to  $\frac{3}{4}$  inch in thickness, use biscuit cutter. Bake 15 to 20 minutes.

**MUFFINS.**

2 cups flour	2 rounding teaspoons baking-powder
2 eggs	2 rounding teaspoons shortening
1 cup milk	1 rounding teaspoon sugar

Beat the eggs well, add milk, then stir in the mixed and sifted dry ingredients, now turn in the melted shortening, which should be hot, stir until well mixed. Turn at once into gem irons or muffin pans that are well greased and smoking hot. Fill pans half full. Bake 15 to 20 minutes. Serve hot.

**GRAHAM GEMS.**

$\frac{1}{2}$ cup flour	2 eggs
$1\frac{1}{2}$ cup graham flour	2 heaping teaspoons baking-powder
$1\frac{1}{2}$ cup milk	2 rounding teaspoons shortening
$\frac{1}{2}$ cup sugar	Salt

Proceed as with muffins.

**SOUR MILK GEMS.**

1 pint sour milk	Flour, Salt
1 teaspoon soda	Shortening

Dissolve soda in a little water. Add to sour milk, or buttermilk may be used. Stir in flour enough to make medium batter.

**MINNEAPOLIS JOHNNY CAKE.**

2 cups corn meal	1 cup sour milk
1 cup flour	1 scant teaspoon soda
1 cup boiled pumpkin	1 scant teaspoon salt
$\frac{3}{4}$ cup sugar	$\frac{1}{2}$ teaspoon cinnamon
$\frac{3}{4}$ cup boiling water	4 teaspoons baking-powder
	1 or 2 eggs.

Pour the boiling water over the corn meal, stir, add sugar and pumpkin. Then the sour milk with soda dissolved in it, flour sifted with the baking powder, the beaten eggs and seasoning. Beat briskly, turn into a buttered tin, bake.

## *Pointers for Pastry*

For fancy cakes and pastry, use pastry flour, if it can be had, the cake will be lighter, and the piecrust more flakey.

Good housekeepers, however, use a good grade of bread flour, for bread, cake, and general baking purposes, with never a failure. Two points essential in cake making, are attention and preparation. To be prepared the working utensils should be clean and within reach. The materials used in the cake should be of the best quality. Your attention should not be interrupted by any other work. Speed in stirring up a cake adds to its success.

Use fresh sweet butter, fresh eggs, good baking-powder, and a good brand of flavoring extracts.

The general rule for mixing a butter cake or any cake made with butter is as follows:—

Cream the butter, and when beaten light, gradually add the sugar, beating briskly until creamy. The yolks of eggs well beaten, should now be added, beat well and add the flavoring extracts. Sift flour (mixed with baking-powder and salt) several times. Add flour and liquid alternately, and when well beaten, fold in the lightly beaten whites of eggs, and then the fruit, if any is used.

### **FOR CAKES WITHOUT BUTTER.**

Beat the yolks of eggs very light. Add sugar slowly, beating until spongy. Add the flavoring and what liquid may be used.

The whites of eggs beaten to a froth folded in alternately with the flour, which has been mixed with baking-powder and salt, and sifted several times.



## *Baking and Helps*

Have a moderate oven for baking sponge and angel cakes.

Have a hot oven for baking cookies and layer cakes.

Have a moderate oven for baking loaf, pound, and fruit cakes.

The pans for baking medium sized loaf cakes should be greased and dusted with flour.

The pans for baking large loaf, pound, and fruit cakes should be lined with two or three thicknesses of greased paper.

The batter should be spread evenly when turned into baking tin.

To test in baking a cake, pierce the center with a broom splint, if it comes out dry and clean the cake is done.

### **To Test the Oven.**

A moderately heated oven will scorch a piece of white paper to a light brown in five minutes.

A hot oven will scorch it to a dark brown in five minutes.

Sift flour once before it is measured, then add baking-powder and salt, and sift 2 or 3 times more.

All measurements are level unless otherwise mentioned.

## *Standard Measuring Cup*

1 cup flour equals . . . . .	¼ pound
1 cup sugar equals . . . . .	½ pound
1 cup butter solid equals . . . . .	½ pound
1 cup liquid equals . . . . .	½ pound
1 cup liquid equals . . . . .	½ pint
1 cup liquid equals . . . . .	2 gills
1 cup liquid equals . . . . .	4 wineglasses
1 cup liquid equals . . . . .	16 tablespoons
4 saltspoons equals . . . . .	1 teaspoon
2—3 teaspoons equals . . . . .	1 tablespoon
3 tablespoons equals . . . . .	1 oz. flour
2 tablespoons equals . . . . .	1 oz. liquid
2 tablespoons equals . . . . .	1 oz. butter
1½—2 tablespoons equals . . . . .	1 oz. sugar

Level measurements.

**COFFEE CAKE.**

1 quart bread sponge, flour	1/2 cup raisins
3/4 cup sugar	2 eggs
1/2 cup butter	Nutmeg and salt

Add some flour to sponge, stir in sugar, butter, raisins, and other ingredients and flour enough to make a stiff dough by kneading. Let rise, when light flatten out in baking tins. brush top with melted butter and sprinkle with sugar and cinnamon: let rise and bake.

**COFFEE CAKE.**

One quart of bread sponge, or make a sponge of 1 cake of dry yeast, 1 pint scalded and cooled milk, or 1 pint water. After rising, add flour and knead; let rise, when light work in 3/4 cup sugar and 1/2 cup butter creamed together, and 2 or 3 beaten eggs, a teaspoon salt, a few gratings of nutmeg and a few raisins if liked. Flatten out in shallow baking tins and sprinkle with sugar, cinnamon and a few bits of butter. Let rise and bake.

**DEUTCHER KAFFEE KUCHEN.****Yeast.**

1 cake dry yeast, 1 teaspoon sugar,  $\frac{1}{2}$  cup luke warm water.  
Soak half hour.

**Sponge.**

To  $1\frac{1}{2}$  pints scalded milk, cooled, add dissolved yeast and flour to make a medium batter. Let rise.

**Dough.**

Stir in some flour, mixed with about 2 cups combined raisins, currants and nutmeats;  $\frac{3}{4}$  cup butter creamed with  $1\frac{1}{2}$  cups sugar, beat well, adding flour to make a stiff batter. 3 or 4 beaten eggs, 1 teaspoon salt, and  $\frac{1}{4}$  teaspoon nutmeg. Beat 10 to 15 minutes.

Have tins about 2 inches deep and fill half full, sprinkle top with sugar and cinnamon. Let rise, and bake  $\frac{3}{4}$  to 1 hour in moderate oven.

## Cake

### FRUIT CAKE.

1¼ lb. sugar	1 cup black walnuts
1 lb. butter	½ lb. citron
1 lb. flour	4 teaspoons baking-powder
1 lb. seeded raisins	1 teaspoon cinnamon
1 lb. sultana raisins	1 teaspoon cloves
1 lb. currants	½ cup molasses
1 lb. chopped dates	8 to 10 eggs
Salt	Juice of 3 oranges.

• Cream the sugar and butter. Add the well beaten yolks of eggs and the flour sifted with the baking-powder. Stir in the fruit, molasses and spices. The citron may be sliced very thin or run through a food chopper; add the orange juice. Fold in the well beaten whites of eggs, bake 3 to 4 hours in long, narrow and deep aluminum pan that has been buttered and floured.

Bake on oven grate with moderate heat, after one hour reduce heat.

### DARK FRUIT CAKE.

1 lb. sugar	1 cup New Orleans molasses
1 lb. flour	1 cup black walnut meats
1 lb. butter	1 teaspoon ground cloves
1 lb. currants	2 teaspoons cinnamon
½ lb. citron	2 teaspoons baking-powder
2 lbs. raisins	2 ground nutmegs
10 eggs	1 teaspoon soda
	Juice 2 or 3 lemons.

**LIGHT FRUIT CAKE.**

1 lb. sugar	2½ cups flour
¼ lb. butter	1 cup milk
1 lb. Sultana raisins	2 cups black walnuts
½ lb. citron	2 cups cocoanut
½ lb. figs	2 teaspoons baking-powder
	Whites of 6 or 8 eggs.

**POUND CAKE.**

1 lb. sugar	1 lb. flour
1 lb. butter	1 lb. eggs (10)

Almond or vanilla.

Cream the yolks of the eggs with the sugar, also the butter with part of the flour, when this is done combine the two mixtures and fold in the well beaten whites of the 10 eggs, flavor. Bake as a loaf.

**SILVER CAKE OR SEAFOAM CAKE.**

2 cups powdered sugar	2 cups pastry flour
1 cup butter	1 cup milk
1 cup corn starch	2 teaspoons baking-powder
Whites of six eggs	1 teaspoon Almond extract

**GOLD CAKE OR SUNSHINE CAKE.**

2 cups sugar	1 teaspoon cream tartar
2½ cups flour	½ teaspoon soda
1 cup milk	2 teaspoons vanilla
1 cup butter	Yolks of 11 eggs

**SOUR CREAM CAKE.**

1 cup sour cream	$\frac{1}{2}$ teaspoon soda
$1\frac{1}{2}$ cup flour	1 teaspoon vanilla
1 cup sugar	2 eggs. Salt.

Bake as layer or loaf cake.

This makes a nice spice cake by omitting vanilla and adding  $\frac{1}{2}$  teaspoon ground cloves,  $\frac{1}{2}$  teaspoon cinnamon,  $\frac{1}{2}$  teaspoon nutmeg.

**SPONGE CAKE.**

5 eggs	2 cups flour
2 cups sugar	2 teaspoons baking-powder
1 teaspoon vanilla	1 cup hot water
	$\frac{1}{4}$ teaspoon salt.

Beat whites and yolks of eggs separately, then together. Beat in the sugar gradually, then the flour sifted with salt and baking-powder. When well beaten add the flavoring and the cup of hot water, mixing quickly, turn into buttered and heated pan, bake.

**SPONGE CAKE.**

Beat the yolks of four eggs. Add one cup sugar, beat until creamy, add three tablespoons water. Place in a cup one and one half tablespoons of corn starch, one teaspoon baking-powder and fill with flour, sift twice, combine the two mixtures, beat well, stir in one teaspoon of lemon juice and a pinch of salt. Fold in the well beaten whites of four eggs. Bake about thirty minutes.

**SPICE CAKE.**

1 cup sugar	$\frac{1}{2}$ teaspoon nutmeg
$\frac{1}{2}$ cup butter	1 teaspoon cinnamon
1 cup sour milk	$\frac{1}{2}$ teaspoon cloves
$\frac{1}{4}$ teaspoon soda	$\frac{3}{4}$ cup black walnut meats
1 cup sweet milk	chopped
2 teaspoons baking-powder	2 cups flour

**WEDDING CAKE.**

1 lb. or 2 cups sugar	1 teaspoon nutmeg
1 lb. butter	1 teaspoon cinnamon
1 lb. flour	$\frac{1}{2}$ teaspoon mace
1 seeded raisins	2 cups blanched almonds
1 lb. currants	1 cup black walnut meats
1 lb. bleached Sultana raisins	3 oranges (juice)
1 lb. figs or dates	1 lemon (juice and grated rind)
$\frac{1}{2}$ lb. citron, candied	8 to 10 eggs
$\frac{1}{2}$ lb. orange or lemon, candied	

Cream butter with part of sugar, and yolks of eggs with balance of sugar. Combine the two mixtures, add orange juice, grated rind and juice of lemon, and all the flour except part of a cup in which mix the spices, and dredge the small fruits that have been previously prepared. Stir and add the chopped nut meats, citron and orange peel cut or chipped thin. Mix well and fold in the well beaten whites of the eggs. This may be baked in one or two oblong pans, which should be lined with three thicknesses of buttered paper.

Like any fruit cake it is much better baked two or three weeks before used.

**No. 1. LAYER OR WHITE CAKE.**

2 cups sugar	Whites of 8 eggs
$\frac{3}{4}$ cup butter	$\frac{3}{4}$ cup milk
3 cups flour	$\frac{1}{2}$ teaspoon lemon extract
2 teaspoons baking powder	$\frac{1}{2}$ teaspoon vanilla extract

Cream sugar and butter, add milk and extracts, mix baking powder with flour and sift several times, stir it in alternately with the beaten whites, stirring always one way, and beat well. Bake in buttered and floured cake tin.



**No. 2. LAYER OR WHITE CAKE.**

2 cups sugar	3 cups flour
$\frac{3}{4}$ cup butter	$2\frac{1}{2}$ teaspoons baking powder
1 cup milk	5 eggs
	vanilla salt

Cream butter and sugar. Add milk slowly, then flour sifted with baking powder. Fold in the stiffly beaten whites of eggs adding the flavoring. Bake in layers or loaf. Good with bananas or any fruit filling.

**BIRTHDAY CAKE.**

A very good birthday cake for children may be made from this recipe:—

2 cups sugar	1 heaping teaspoon baking powder
$3\frac{1}{2}$ cups flour	1 tablespoon ground mace
$\frac{3}{4}$ cup milk	$\frac{1}{2}$ teaspoon salt
$\frac{2}{3}$ cup butter	3 eggs

Cream butter and sugar. Add yolks well beaten, mix the dry ingredients, sieve 3 or 4 times and add to the creamed mixture with the milk, stir well, then fold in the frothy whites of 3 eggs.

Bake as layer cake, or if made in loaf cake, line deep cake tin with buttered paper, then turn in layer of batter, sprinkle with chopped figs and black walnut meats, turn in more batter, then more figs and nut meats as before, tin should be about  $\frac{2}{3}$  full. Bake in slow oven about 40 minutes. Frost with cream frosting. decorate with candies.

**GINGER CAKES.**

1 cup brown sugar	1 teaspoon ginger
1 cup light New Orleans molasses	1 teaspoon cinnamon
1 cup sour cream	1 teaspoon salt
1 teaspoon soda	$\frac{1}{2}$ cup nut meats (or)
2 eggs	1 cup raisins
2 cups flour	

Bake as drop cakes or loaf cake.

**JELLY ROLL CAKE.**

$1\frac{1}{2}$ cup sugar	1 cup milk
2 eggs	2 cups flour
$\frac{1}{2}$ cup butter	3 teaspoons baking powder

Cream butter and slowly add sugar, then the well beaten eggs, add some flour after being sifted with baking powder, then a part of milk and flour alternately until all is stirred in. Beat briskly. Bake in thin layers in large shallow tins. Spread with currant jelly and roll.

**GINGER BREAD.**

3 cups flour	2 teaspoons ginger
1 cup molasses	1 teaspoon cinnamon
$\frac{1}{2}$ cup brown sugar	1 teaspoon saleratus
$\frac{1}{2}$ cup shortening	2 eggs
1 cup water	Salt
1 cup raisins	

Mix together sugar, shortening, molasses, ginger, cinnamon and salt. Add the water hot, with saleratus dissolved in it. Add flour stirring until quite smooth, stir in raisins and the well beaten eggs. Bake slowly.

**GINGER COOKIES.**

1 cup brown sugar	1 teaspoon soda
1 cup New Orleans molasses	2 teaspoons ginger
1 cup butter	1 teaspoon cinnamon
2 eggs	1½ teaspoon salt
½ cup milk	

Flour to make a soft dough, roll out quickly and bake in a moderate oven.

**GINGER COOKIES.**

Beat 1 cup butter, ½ cup sugar, 2 cups molasses until well mixed. Dissolve 2 teaspoons soda in 4 tablespoons of hot water. Stir it into 1 cup sour milk. Add milk to above mixture with 1 teaspoon of ginger, a little salt, 2 teaspoons of ground cloves and the grated rind of a lemon (if wanted), mix. Stir in flour to make a stiff dough, roll out thin. Bake in floured tins in moderate oven. These cookies will keep nicely for a week if kept in a stone crock.

**MOLASSES COOKIES.**

2 cups molasses	1 teaspoon soda
1 cup milk or water	1 teaspoon salt
¼ cup shortening	Flour

Dissolve soda in a little hot water, stir it into molasses. Add milk, lard and seasoning, then stir in flour to make a stiff dough. Cut and bake on floured tin in quick oven.

**SUGAR COOKIES.**

1 $\frac{1}{4}$ cups sugar	$\frac{1}{2}$ teaspoon baking-powder
1 cup butter	1 teaspoon vanilla
1 cup milk	$\frac{1}{4}$ teaspoon salt
2 eggs	Flour

Cream the butter then add the sugar and the well beaten eggs and the other ingredients, beating well. Sift in flour enough to make a dough to roll out. Bake in quick oven.

**MOLASSES CAKE.**

1 cup molasses	1 teaspoon salt
1 cup shortening	1 teaspoon soda
$\frac{3}{4}$ cup milk	1 teaspoon cloves
$\frac{1}{2}$ cup sugar	2 teaspoons cinnamon
3 cups flour	3 eggs

1 heaping cup raisins.

Heat milk, sugar and shortening. Stir in seasoning. Then molasses with soda that has been dissolved in a little hot water, next the flour with raisins, and last the eggs that have been well beaten. Bake 30 to 40 minutes in ordinary oblong baking tin.

**ROCKS.**

1 cup sugar	1 $\frac{1}{2}$ cups flour
$\frac{3}{4}$ cup butter	2 eggs, salt
1 teaspoon cloves	1 teaspoon cinnamon

1 heaping cup of nut meats and raisins chopped; or in place of raisins, chopped dates.

**SUGAR CAKES.**

1 cup powdered sugar	2 eggs
1 cup flour	Vanilla
1 teaspoon baking powder	Pinch of salt

Beat the eggs well and add the sugar and beat very light. Sift in the flour while beating steadily. Add flavoring if desired. Drop from a small spoon on buttered tin and bake in moderate oven.

**CHEESE CAKES.**

Mix as for pie crust, 1 cup flour, 4 tablespoons melted lard, a little salt and 2 heaping tablespoons grated cheese; to moisten, add a little water.

Roll out and cut into any shape or size desired. Make a filling by mixing 1 cup grated cheese and yolk of 1 egg. Put a heaping teaspoon full in the center of each piece of crust, sprinkle with a dash of peprika, and a few bits of butter, moisten the edges of crust. Lay on the upper crust pressing the edges together. Bake until browned.

**DOUGHNUTS.**

1 cup sugar	1 egg
1 cup sour milk	1 teaspoon soda
flour	salt
	nutmeg

Mix sugar and egg, add a tablespoon of melted shortening (if the sour milk has no cream): stir in the milk with seasoning and  $2\frac{1}{2}$  to 3 cups flour to make a soft dough.

**DOUGHNUTS.**

1 cup sugar	2 tablespoons butter
1 cup milk	1 teaspoon salt
3 cups flour	2 teaspoons baking powder
1 egg	$\frac{1}{2}$ teaspoon grated nutmeg

Cream the sugar and melted butter in a mixing bowl, stir in the well beaten egg, nutmeg, salt, then the milk; mix and sift the baking-powder and flour and stir in the flour or enough to make a soft dough; roll out in sheet about one-third of an inch in thickness and cut as desired.

Have lard for frying at the right temperature; it should not be smoking hot;—drop a small piece of bread in the frying fat, and if it browns in  $\frac{3}{4}$  of a minute, the heat is about right for frying doughnuts.

## *Cake Fillings and Frostings*

### CREAM FILLING.

1 cup sugar	1 cup milk
1 tablespoon flour	$\frac{1}{2}$ cup cream
2 eggs, pinch salt	1 teaspoon vanilla

Mix sugar, flour, and salt. Stir the well beaten eggs into milk and cream. Add the dry ingredients and cook in double boiler 10 minutes. Remove from heat and beat a few minutes adding the vanilla.

Beating will make it light.

### LEMON FILLING.

$\frac{3}{4}$ cup sugar	1 egg
$\frac{3}{4}$ cup water	1 teaspoon butter
1 tablespoon cornstarch	

Juice and grated rind of  $\frac{1}{2}$  lemon. Put water, part of sugar, lemon juice and grated rind in double boiler and heat to boiling point, stir in balance of sugar mixed with corn starch, boil 10 minutes. Add egg, well beaten, and butter. Beat a few minutes.

### WHIPPED CREAM AND BANANA FILLING.

Spread sweetened and flavored whipped cream between the layers of cake and on top, adding sliced bananas.

**FIG FILLING.**

1 lb. figs	1 cup sugar
1½ cups water	1 teaspoon vanilla

Chop figs fine and cook in water until tender. Add sugar and cook until of the right consistency to spread, stir in the vanilla.

**CARAMEL FILLING.**

2 cups light brown sugar	1 tablespoon butter
½ cup milk	

Mix ingredients and boil until it will form a soft ball when a little is dropped in cold water. Spread warm.

**ORANGE FILLING.**

¾ cup sugar	1 egg
1 tablespoon cornstarch	1 teaspoon butter

Juice of 1 orange and ½ lemon, with water combined to make a scant cupful. Make like lemon filling.

**CHOCOLATE FILLING.**

3 squares Bakers chocolate	1 teaspoon butter
1½ cups powdered sugar	1 egg
4 tablespoons milk	1 teaspoon vanilla.

Beat yolk, stir it into milk, add sugar. Now melt the chocolate in a double boiler and add the mixture and butter to it. Cook until smooth and thick. Add vanilla and let cool. This can be used for filling and frosting.

**BANANA FILLING.**

Spread the layers with cream filling and add sliced banana.



**BANANA-CREAM FILLING.**

Four tablespoons cream; stir in powdered sugar to make a soft paste, with a tablespoon of vanilla added. Spread filling between layers and on top of cake, with sliced bananas.

**CREAM FROSTING.**

1 cup granulated sugar.                      5 tablespoons cream.  
Lemon or almond flavoring.

Mix sugar and cream, place over slow heat, stir until begins to boil, boil five minutes. Add flavoring and stir or beat until it becomes creamy. Cake must be quite warm when frosting is spread on.

**BOILED FROSTING.**

1 cup sugar                                      White 1 egg  
2 table spoons Karo                       $\frac{1}{2}$  teaspoon vanilla  
3 tablespoons water                      2 drops to  $\frac{1}{4}$  teaspoon almond

Add the sugar to water, and Karo, boil until it forms a soft ball when dropped in water. Turn syrup slowly on the light beaten white of egg, beating briskly; add flavoring.

**BOILED ICING.**

1 cup sugar                                      White 1 egg  
4 tablespoons water                      Flavor

Dissolve sugar in water and boil until the soft ball stage, turn in slowly the light beaten white of egg, beating briskly and add flavoring. Spread on the cold cake.

**STRAWBERRY SHORTCAKE.**

2 cups flour	2 teaspoon baking powder
$\frac{3}{4}$ cup shortening	1 teaspoon salt
$\frac{3}{4}$ cup milk	

Sift dry ingredients, add shortening which should be part butter, and the milk. Mix as for baking powder biscuits. Divide dough and roll out one half inch in thickness. Place in large flat pan and butter the top which is to prevent upper layer sticking; roll out other dough and place on top of first. Bake in quick oven. When done raise upper crust carefully and spread lower portion with crushed and sweetened strawberries. Replace upper crust and spread it with fruit same as lower part. Before strawberries are added, dot liberally with butter. Serve warm.

**VANILLA ICE CREAM.**

2 quarts milk	1 pint cream
$\frac{1}{2}$ cup flour	4 to 6 eggs
$\frac{1}{2}$ teaspoon salt	1 tablespoon vanilla
3 cups sugar	

Put three pints of milk in double boiler and heat, make a thickening of the flour and one pint of milk, add salt and turn it into heated milk in double boiler, stir and cook 20 to 30 minutes. Stir in sugar and let cool. Beat eggs separately, add yolks to pint of cream and turn it into custard, then the vanilla and the beaten whites. Turn all into gallon freezer and freeze.

**LEMON SHERBET.**

2 quarts milk	4 eggs
3 cups sugar	5 lemons

Beat eggs separately, add part of sugar to the yolks and beat more, turning it in milk with rest of sugar and stir in the beaten whites. Turn freezer and freeze until it begins to thicken. . Now add the lemon juice and finish freezing.

## Puddings

### ENGLISH PLUM PUDDING.

$\frac{1}{2}$  pound suet, 1 pound equal parts of candied citron, lemon and orange peel, which with the suet may be run through a food chopper. 1 cup currants, 1 cup seeded raisins chopped and 1 cup Sultana raisins, washed, and floured.  $\frac{3}{4}$  cup black walnuts, or blanched almonds chopped, 2 cups crumbed dry bread, 1 teaspoon cinnamon,  $\frac{1}{2}$  teaspoon nutmeg,  $\frac{1}{2}$  teaspoon cloves,  $\frac{1}{2}$  cup brown sugar, 1 cup sugar.

The pudding will have a finer flavor if the above ingredients are mixed and kept in a cool place for several days before it is made. To finish add 1 cup flour,  $1\frac{1}{2}$  cups milk, 4 beaten eggs. After mixing well, the juice of 2 lemons with a little of the grated rind may be added.

Steam about 4 hours, the cover must not be raised during the first  $1\frac{1}{2}$  hours of steaming.

### SUET PUDDING.

1 cup suet	1 lb. raisins
2 cups bread crumbs	$\frac{1}{4}$ lb. citron
$\frac{1}{2}$ cup sugar	$\frac{1}{4}$ lb. cherries
$\frac{1}{2}$ cup nut meats	1 teaspoon cinnamon
1 cup milk	$\frac{1}{2}$ teaspoon cloves
1 cup brown sugar	2 teaspoons salt
1 cup flour	3 teaspoons baking-powder.
	4 eggs.

Beat eggs, add sugar, and suet that has been measured without pressing down in cup, milk and bread crumbs. (generous measure of brown sugar) and the fruit. Now add flour sifted with baking-powder and seasoning.

Steam constantly four hours.

**INDIAN PUDDING.**

2 quarts scalded milk	$\frac{1}{2}$ cup flour
2 eggs	1 cup molasses
$\frac{3}{4}$ cup sugar	$\frac{3}{4}$ cup raisins
1 cup corn meal	2 teaspoons salt
$\frac{1}{2}$ cup cold milk	$\frac{1}{2}$ teaspoon each
	Ginger and cinnamon.

Stir into two quarts scalded milk one cup corn meal, bring to boiling point. With two well beaten eggs, add  $\frac{3}{4}$  cup sugar,  $\frac{1}{2}$  cup molasses and  $\frac{1}{2}$  cup flour, the ginger and cinnamon, 2 teaspoons salt and  $\frac{1}{4}$  cup Sultana raisins. To this mixture add the cornmeal batter and stir until smooth. Turn into a buttered pan and bake one hour. Then stir in  $\frac{1}{2}$  cup cold milk, bake  $1\frac{1}{2}$  to 2 hours longer.

Serve with lemon sauce or whipped cream.

**CORN MEAL PUDDING.**

1 quart milk	1 egg
$\frac{1}{2}$ cup corn meal	$\frac{1}{2}$ teaspoon ginger
$\frac{1}{2}$ cup flour	$\frac{1}{2}$ teaspoon cloves
$\frac{1}{2}$ cup sugar	$1\frac{1}{2}$ teaspoon salt
$\frac{1}{2}$ cup raisins	1 teaspoon baking-powder
1 cup suet	Juice of $\frac{1}{2}$ lemon and
$\frac{1}{4}$ cup molasses	the grated rind.

Bring milk to boiling point, stir in corn meal. Boil 10 to 15 minutes on range, stirring steadily, so as not to scorch, or boil 20 minutes in double boiler. Let cool stir in seasonings, suet and other ingredients, flour and baking-powder last. Steam steadily 3 hours or more. Do not remove the cover during the first 2 hours of cooking.

$1\frac{1}{4}$  cups brown sugar may be substituted for the  $\frac{1}{4}$  cup molasses and  $\frac{1}{2}$  cup sugar. Serve with lemon sauce.

**RHUBARB PUDDING.**

1½ cup sugar	½ cup cocoanut
½ cup butter	1 teaspoon lemon
2 cups rhubarb	4 eggs
1 cup bread crumbs	Grated rind of 1 lemon.

Cream butter and sugar, add beaten yolks of four eggs and beat light. Stir in one cup of bread, cracker or cake crumbs, two cups stewed rhubarb, the cocoanut and lemon extract, the grated rind of a lemon. Fold in the beaten whites of 4 eggs. Steam 2 to 2½ hours.

**BROWN BETTY.**

5 apples	¼ teaspoon nutmeg
3 cups bread crumbs	¼ teaspoon cinnamon
1 cup sugar	½ lemon.
6 tablespoons melted butter	Water.

Peel, core and chop fine 5 medium sized apples; mix melted butter with bread crumbs and spices. Place a layer of crumbs in a buttered dish, then a layer of apples with part of the sugar sprinkled over, then another layer of crumbs, apples, sugar and finish with a layer of crumbs on top. Turn lemon juice over top with a few tablespoons of water to moisten, the grated rind of ½ a lemon may be added also. Bake in slow oven 30 to 40 minutes with pan covered part of time.

Serve with any sauce.

**FRUIT PUDDING.**

Crumb a pound of dry bread. Wash ½ lb. currants. Wash and chop 1 lb. each of seeded raisins and Sultana raisins. ½ lb. of mixed nut meats chopped, the major portion to be blanched almonds and black walnuts, with some pistashio nuts and pine kernels. ½ lb. citron chopped fine or ground. 1 scant cup of chopped candied or preserved cherries.

Add 2½ cups sugar and juice of 3 lemons and stir. Mix in ½ cup melted butter, a teaspoon of salt and 4 or 5 well beaten eggs. Steam as a plum pudding. Serve with lemon sauce.

**CROWS NEST.**

Two cups flour, one teaspoon salt, two teaspoons baking-powder. Mix and seive twice. Rub in a piece of butter size of walnut. Stir in milk to make a stiff batter or soft dough. Have baking tin ready half filled with sliced apples, over which has been sprinkled a cup of sugar, some butter and a little grated nutmeg. Pour in the batter and spread evenly over apples. Bake in quick oven. Serve with lemon sauce.

**APPLE TAPIOCA.**

Add one cup tapioca and a teaspoon salt to a generous quart of hot water, cook until clear; remove from stove and stir in one cup sugar and a teaspoon vanilla. Have prepared six apples, peeled, quartered and cooked with 1 to 1½ cups sugar and as little water as will cook them; when done turn into dish alternately with the cooked tapioca. Serve cold with whipped cream.

**TAPIOCA PUDDING.**

Heat one quart milk in a double boiler; when hot stir in 1 cup minute tapioca and a teaspoon salt, cook 10 minutes, remove from heat. Beat three eggs, add one cup sugar and beat more; turn the beaten eggs into the cooked tapioca and stir well adding one teaspoon vanilla. Serve hot or cold with sweetened cream.

**RICE PUDDING.**

Boil one cup rice. Beat three eggs, add to them one cup sugar and beat well. Stir in one cup of milk, a little salt. One half cup each cocoanut and raisins, half teaspoon vanilla and a little melted butter, if you wish. Stir in the boiled rice and bake three-fourth hour in moderate oven. Serve with sauce or cream.

## *Fruit Salads*

### **FRUIT SALAD.**

4 apples, 3 oranges, 3 bananas, 1 cup pineapple, 1 cup dates, or  $\frac{1}{2}$  cup candied cherries, all cut in small pieces or diced,  $\frac{1}{2}$  cup chopped black walnut meats;  $\frac{1}{2}$  cup chopped cocoanut may be added, or not.

Serve with a salad dressing and whipped cream.

### **APPLE SALAD.**

Six apples, 3 or 4 nicely ripened bananas, 2 cups dates. Cut apples in small pieces, slice bananas, wash, pit and cut dates in two or three pieces. Any other fruit may be added if desired. Serve with whipped cream prepared as follows: Whip one pint of cream, add 3 tablespoons powdered sugar and one-half teaspoon vanilla.

Pour one-half of cream over salad and mix; the balance of cream to be used by placing a spoonful on each individual dish of salad as it is served, or if served in salad bowl spread whipped cream over fruit.

### **TUTTI FRUITI SALAD.**

1 $\frac{1}{2}$ cups stewed prunes sweetened	1 cup orange
1 cup pineapple diced	4 diced apples
2 dozen marsh mallows quartered	1 pint whipped cream.

Cook prunes quite rich, when cold pit and quarter them. Dice the pineapple, and if fresh, place in a bowl with the diced orange, and sprinkle with  $\frac{1}{2}$  cup powdered sugar, and let stand about an hour. Then add to the prunes with the marshmallows

and diced apples last. Sweeten to taste. A half cup of nut meats may be added if liked, black walnuts or pecans are best. Pine-apple may be omitted or substitute some other fruit. Mix in part of whipped cream, and balance spread over top; or, if served individually, place a spoonful on each serving.

### WHIPPED CREAM

One pint sweet cream whipped stiff. Stir in 1 tablespoon powdered sugar and  $\frac{1}{2}$  teaspoon vanilla.



## *Pies*

### **PIE CRUST.**

This recipe will make upper and lower crusts for three pies. One cup lard, three cups of unsifted flour, two teaspoons salt, one-half teaspoon of baking-powder, mix dry ingredients and sift twice. Add shortening, mix thoroughly by rubbing—briskly between the hands and fingers.

Bring a portion of the dough to one side of bowl and moisten with cold water. Roll out on a board that has been floured slightly. Add water to remainder of dough as soon as needed.

### **PIE CRUST.**

Mix and sift 2 cups flour,  $1\frac{1}{2}$  teaspoons salt,  $\frac{1}{2}$  teaspoon baking-powder into mixing bowl; add two-third cup of lard and mix thoroughly with a fork, now work lightly and briskly between the hands until it looks mealy, do not press the dough together or the tendency will be to toughen the crust.

Add two-third cup cold water and mix and bring dough together with fork. Place on an evenly floured board and roll out very thin, then fold the long way, folding one end over to the center of the sheet, then bring the other end over and meet in the center. Now make one fold the other way, and you will have four folds or layers; this adds to making the crust flakey. To further add to the flakiness of the crust, cover the paste just made with a napkin and place in the refrigerator or a cool place to chill; this can be done very conveniently while the filling is being prepared. To roll for the pie tins, take the cooled paste

and cut in pieces according to the number of crusts desired, and roll. Avoid mixing scraps with the fresh paste. All ingredients and utensils used in making pie crust should be as cold as possible. The mixing bowl should be cold, the lard and flour chilled and water ice cold, and the hands use no more than necessary.

### APPLE PIE.

Fill a pie crust with sliced apples a little more than level full, for a medium sized pie, take a cup of sugar, add a heaping teaspoon of flour, mix well, or sift over the apples, add bits of butter, and eight or ten whole cloves for seasoning. Cover with upper crust and bake for 30 to 40 minutes in hot oven, reducing heat after 12 to 15 minutes.

### CHERRY PIE.

Fill a pie crust barely full of pitted sour cherries,  $1\frac{1}{2}$  cups sugar, 2 rounding teaspoons of flour, sifted with the sugar into the pie, butter to suit taste. Moisten edges with water, and cover with upper crust. Bake 30 to 40 minutes in hot oven, reducing heat after 12 to 15 minutes.

### MOCK CHERRY PIE.

One cup of cranberries, stewed and worked through a colander,  $1\frac{1}{4}$  cups sugar, 1 cup of boiled Sultana raisins, 1 heaping teaspoon of flour mixed with sugar, and a lump of butter. Mix all and bake with two crusts.

### RAISIN PIE.

Two cups of boiled seedless raisins,  $\frac{3}{4}$  cup sugar with heaping teaspoon of flour, juice and rind of one lemon, and butter. Put raisins in crust, spread on sugar, add lemon, juice and grated rind, and bits of butter, and add upper crust.

**LEMON PIE.**

Filling for two pies. Use the yolks of five eggs and white of one, beat well; add one cup of milk,  $\frac{1}{4}$  cup melted butter, pinch of salt, add to this mixture two cups sugar and four tablespoons of flour, that have been mixed and sifted twice. When it is well beaten, stir in six tablespoons of lemon juice. Now beat the whites of the four eggs that you have left and add them to the filling, and turn into unbaked crusts and bake in a quick oven.

**LEMON PIE.**

Beat yolks of three eggs, stir in gradually 1 cup of sugar, then add a small lump of butter, a pinch of salt, the juice of 1 lemon with a little of the grated rind; dissolve 1 tablespoon of starch in a little cold water, add this to mixture and turn into a double-boiler; stir steadily and pour in  $1\frac{1}{2}$  cups of hot water and boil about 5 minutes. Turn into a baked crust, and use the whites of 3 eggs for frosting. Bake in moderate oven.

**MINCE PIE.**

Take mince meat if fresh made, sufficient to fill a pie tin, lined with pie paste or crust, level full. If mince meat has been made some time, put in sauce pan amount required, heat, moisten if necessary, use cider, jelly or liquid from any sweet pickle without onion, and a few bits of butter.

When well heated and seasoned fill pie crust, add upper crust, put in hot oven at once. Reduce heat as soon as crust begins to brown, bake in all 30 minutes.

**CREAM PIE.**

2 cups milk	1 teaspoon vanilla
3 eggs	1 tablespoon cornstarch
$\frac{3}{4}$ cup sugar	Butter size of walnut
	Pinch of salt.

Take the 3 yolks, beat light, add milk, sugar, butter and salt and place in double boiler. Moisten cornstarch and whip into the hot ingredients. Boil 5 minutes, stirring constantly, add vanilla. Beat the three whites to stiff froth, add a tablespoon of powdered sugar.

Fill baked crust and spread the whites over smoothly, brown carefully in hot oven.

**CHOCOLATE PIE.**

Melt one square of chocolate in double boiler, add ingredients as for cream pie, also frost and bake as cream pie.

**COCOANUT PIE.**

Prepare the filling as for cream pie, adding  $\frac{1}{2}$  cup of fresh grated or shredded cocoanut. Frost, sprinkle top with cocoanut and brown as cream pie.

**CUSTARD PIE.**

$2\frac{1}{2}$ cups milk	3 eggs
$\frac{1}{2}$ cup sugar	1 teaspoon vanilla
	Pinch salt.

Beat eggs and sugar, add milk, vanilla and salt. Bake in an unbaked crust.





































## *Mince Meats*

### MINCE MEAT.

2 lbs. beef	1 teaspoon cloves
1 lb. suet	1 teaspoon cinnamon
1 lb. citron	2 teaspoon salt
1 lb. raisins	$\frac{1}{2}$ teaspoon pepper
1 lb. seeded raisins	1 peck apples
1 lb. seedless raisins	6 oranges
1 lb. currants	4 lemons
1 lb. brown sugar	Sugar
$\frac{1}{4}$ lb. candied lemon	Sweet cider
$\frac{1}{4}$ lb. candied orange	

Boil the beef and season with salt and pepper while cooking; run it through the food chopper, also the suet unless it can be chopped in a chopping bowl, which is much better. The citron, orange, and lemon peel should be run through the food chopper. Prepare the currants and raisins by washing well, and the latter may be chopped.

Mix all together. Prepare the apples, they should be chopped and added to the mixture at once, followed with the lemon and orange juice, and the outside grating of a lemon and orange. Add brown sugar and spices. Use sweet cider to moisten if it can be had. The liquid from sweet peach, pear or crabapple pickles is very good, odds and ends in jelly can be used to good advantage. In case vinegar is used in mince meat it is best not to use lemon juice. Mix all ingredients and add granulated sugar to sweeten, set on range, cook one to two hours, do not scorch. A quantity can be made up and used as needed; it will keep as long as the weather is cool. Cold mince meat can be heated and added to when wanted. Sometimes more apples, sugar or moisture are needed.

## *Miscellaneous Cooking*

### **BOILED RICE.**

In many countries, rice is the chief article of food. More rice is used than any other grain, with the possible exception of wheat.

In southern states rice is as commonly used, as the potato in the north. There are but few varieties or grades of rice in our markets. Jap head rice, a high grade, and Carolina head rice, with the cheaper grades, are the kinds we use. Wild rice can also be had, it is used principally in soups.

Rice should be washed in several waters. When the water does not turn milky the rice is clean. Plenty of water should be used in cooking, and it must be boiling hot when the rice is put in.

To one cup of rice, which will make a medium mess, have two quarts of water boiling and salted. Drop rice slowly into water, which should be kept boiling, and boil steadily until grains are soft, which usually takes 25 minutes. Do not stir the rice but try bottom of kettle with fork, to scrape loose any kernels that may begin to stick.

When rice is done it may be drained through a colander, then put back in kettle, or if there is not a great deal of water on the rice it need not be drained. Add cup of milk and set back on range to keep hot.

### ROAST TURKEY.

Prepare the turkey in the usual way for roasting. Put in roaster and season with salt, pepper and sage, using hands to rub seasoning into flesh both inside and out. Stuff the fowl with the dressing that should be prepared and ready. Close up the opening by stitching or covering with a white cloth and basting it fast.

Roast from 3 to 4 hours according to size and age of fowl. Lift turkey from pan and if there is an abundance of grease, turn off some and make brown gravy.

### TURKEY DRESSING.

Put the giblets of the fowl through a meat chopper, season and cook until tender. Soak a two quart pan of dry bread crusts in cold water, drain and add the giblets to the moistened bread. Fry and brown in butter 3 or 4 onions and add to the dressing, with some butter and season to taste, with salt, pepper, celery and sage. Mix well, set on range in a pan and when well heated, stuff the fowl.

### BEEF POT ROAST.

Prepare a five pound roast of the round, rump or shoulder by washing, drying and flouring it. Use a round bottom iron kettle if you have one, set it on the fire with about four ounces of suet cut in fine pieces.

When suet is well fried out, put in the meat and roast until browned on all sides; cut a small onion in two and add it to the roast with boiling water to cover.

Cook until tender, if more water is needed add some. Allow meat to brown down before removing from kettle; when done remove from kettle and use grease for brown gravy.

**BROWN GRAVY.**

Use the grease from a pot roast for brown gravy. If there is more grease than needed, take out some,  $\frac{1}{2}$  to  $\frac{3}{4}$  cup is sufficient. Have kettle with grease frying hot, add two heaping tablespoons of flour, stir while browning, add three cups cold water, cook and stir until well thickened. Season to taste.

**VEGETABLE SOUP.**

One 3 to 5 lbs. beef shank	2 cups chopped cabbage
3 to 6 tablespoons barley	1 cup chopped carrots
1 cup chopped rutabaga or turnips	2 chopped onions.

Cook soup bone a few hours and skim, add vegetables time required for cooking varies in order named, rutabagas, carrots, cabbage, turnips, onions, etc. Boil pearly barley in separate water and add, 15 or 20 minutes before soup is done. Season with salt and pepper, a few celery leaves may be added to flavor.

**CREAM TOMATO SOUP.**

Strain one can tomatoes through a sieve. Add  $\frac{1}{4}$  teaspoon soda, bring to a boil and skim, season with butter, salt and pepper. Scald two quarts of milk and add with a cup of cracker crumbs to the tomato and serve.

**MINNEAPOLIS BAKED BEANS.**

3 cups Navy beans	1 teaspoon salt
6 oz. salt pork.	3 tablespoons sugar
1 teaspoon table mustard	Few dashes pepper
One onion size of walnut.	

Wash beans, and put them with all ingredients in half gallon jar. Fill jar with cold water; bake 6 to 8 hours or all night.



**BAKED BEANS.**

3 cups Navy beans	1 teaspoon table mustard
$\frac{1}{4}$ to $\frac{1}{2}$ lb. salt pork	2 or 3 tablespoons sugar
1 teaspoon ground mustard	1 teaspoon salt, little pepper.

Soak beans over night, drain and cover with cold water. Boil one minute, drain. Put in half gallon jar with pork and seasonings, cover with water. Bake 5 to 8 hours, add hot water as the beans become dry.

**CHICKEN PIE.**

Stew the chicken in plenty of water, there should be a quart or more of gravy when done. Take chicken from kettle, leave gravy and stir in a tablespoon of flour to thicken.

When cool remove meat from bones and place in a baking-pan, that has been lined with rich biscuit crust about one-third inch thick. When well filled, pour over the meat a cup or two of the thickened gravy, balance can be used for other purposes.

Place an upper crust, well perforated, on the meat pie and bake. Serve hot. A pound or two of stewed veal mixed with the chicken is cheaper, but the difference in taste will hardly be noticed.

**PRESSED VEAL.**

3 lbs. to 5 lbs. veal	Schives
1 lb. salt pork	Salt and pepper.

Cook the meat and season while cooking. When done take from liquid, cool, remove bones and cut in small pieces, cut a small quantity of schives in short lengths, and mix with the meat. Warm the liquid that meat was cooked in and add it to the meat, turn all in a pan to mold. Slice cold.

**VEAL LOAF.**

2 lbs. veal	3 eggs
1 lb. beef	½ lb. bread crumbs
1 lb. salt pork	1 teaspoon salt
1 onion	Pepper.

Put meat through a meat chopper and add seasoning, and the chopped onion if desired. Moisten the bread crumbs in milk, and add with the well beaten eggs to the meat and mix well, adding one half cup milk to prevent the loaf being dry. Form into loaf and bake 2½ hours in roaster. May be served hot or cold.

**MEAT LOAF WITH TOMATO SAUCE.**

Prepare a meat loaf, and when baked, remove to a hot platter and set in a warm place.

Work the contents of a can of tomatoes through a sieve. Add a heaping tablespoon of flour, dissolved in one-half cup of water, and salt and pepper to taste.

Turn sauce into pan that meat was removed from and cook about ten minutes, stirring well from the bottom. Pour sauce over the meat loaf, garnish with parsley. Serve hot.

**MEAT LOAF.**

2 lb. round steak	3 eggs
1 lb. fresh pork	½ teaspoon sage
½ lb. dry bread, crumbed	1 teaspoon salt
3 medium sized onions	Pepper

Put meat through meat chopper, and mix in the seasonings. Moisten the bread crumbs in milk or water and add with the chopped onions to the meat. Add the well-beaten eggs and form the mixture into a loaf and place in a roaster.

Turn in a little water. Bake two hours. This is very fine, not expensive, and will serve a dozen adults.

**BROWN FRICASSEED CHICKEN.**

Cut every joint separate, the back in two pieces, the breast in two pieces, and dip them in flour, place in hot melted butter in roaster, salt, pepper and one onion sliced. Let roast for 20 minutes or half hour, then pour a little hot water on and roast until tender. Remove chicken from pan, make brown gravy and pour over or serve separate.

**FRICASSEED CHICKEN WITH BAKING POWDER BISCUITS.**

Cut a chicken up small. Boil until tender; make a thickening of two heaping tablespoons of flour dissolved in water. Season well with salt and pepper, butter will not be needed unless chicken is lean. Break biscuit in half, dip in the hot gravy and lay on hot platter. Arrange chicken on same platter, pour over plenty of gravy. Serve at once.

**STEW WITH BAKING POWDER BISCUITS.**

Prepare a good veal stew, and set it on to cook in plenty of water; after cooking some time, season well with salt and pepper and generous piece of butter. Veal should cook  $2\frac{1}{2}$  to 3 hours. When stew is done add two heaping tablespoons flour dissolved in cold water, and let simmer a little longer. Remove meat from kettle to hot platter. Split biscuits while hot and dip them into hot gravy, place on platter and serve at once.

**STEW AND DUMPLINGS.**

Mutton, veal or chicken are usually used with dumplings. The dumplings should be prepared when meat is done. Make a very soft dough with two cups flour, sifted with 4 teaspoons baking powder and a little salt in it; and a tablespoon of butter with milk to make a dough that will drop from a tablespoon. Remove part of meat from kettle if necessary. Then with a tablespoon cut the dough from the mixing bowl and drop into

kettle, dip spoon in liquid each time which will prevent dough sticking, finish as quickly as possible and cover at once.

Stew should be boiling when dumplings are put in and should boil 20 minutes without uncovering. Serve hot on platter with meat.

### BAKED FISH.

Fresh fish after being cleaned, should be washed thoroughly in cold water slightly salted, and left in salted water until used.

Place whole fish in baking pan, season with salt and pepper inside and out, rubbing in seasoning well with the hands. Dot with few pieces of butter and bake moderately half an hour, then add cup hot water, and one or two sliced onions, and bake one or two hours longer, according to size of fish, basting frequently.

If fish is lean, be more generous with butter in baking. Remove to hot platter just before serving.

### SCALLOPED FISH.

Bone and flake any cold fish, place in baking dish, alternate rolled crackers and fish, adding some butter and seasoning, moisten with milk, turn over top a cup or two of white sauce and then bake.

### SPAGHETTI AND OYSTERS.

½ lb. spaghetti	1 pint oysters
1 can corn	2 cups broken crackers
3 tablespoons butter	1 pint milk
	Salt and pepper

Boil spaghetti in usual way, turn into colander to drain then pour over it one or two cups of cold water, which will prevent its sticking together.

When drained, place with other ingredients in layers, in baking dish. Add milk, butter and season to suit. Bake

**SPANISH SPAGHETTI.**

1 package spaghetti	½ lb. pork steak
1½ lb. beefsteak	5 onions
	1 can tomatoes

Break up the spaghetti in small pieces and drop into salted boiling water: there must be plenty of water, about 3 quarts, to prevent spaghetti from sticking together.

Boil steady 30 minutes. Turn into a colander to drain, when drained, put into baking dish and add can of tomatoes. The best meat to use is round steak, and pork shoulder which should be run through a meat chopper.

Mix, season with salt and pepper and fry until browned. Prepare medium sized onions, cut fine, season and fry until browned; add onions and meat to spaghetti. Add a little more salt and pepper and scant half teaspoon paprika. Bake one-half hour; in case of baking dry add a small amount of hot water. This dish will serve 10 to 12 people.

**SPAGHETTI AND TOMATOES.**

Break one-half package of spaghetti into short pieces, and drop into boiling salted water. Boil 20 minutes, drain, turn into baking dish, add one-half can tomatoes and mix, butter the size of a walnut, a little salt and paprika.

Bake 30 minutes in slow oven. One-half cup grated cheese, with a small onion chopped fine, may be added to this dish.

**MACARONI AND CHEESE.**

Break a pound package of macaroni in small pieces, drop into boiling salted water, boil until soft, drain through a colander and turn a cup or two of cold water over it. When drained put into baking dish, add milk until nearly covered. Spread on about one-fourth pound grated cheese, some salt, butter and paprika to suit taste. Bake in slow oven 30 to 40 minutes, covered part of time to prevent baking dry.

**CREAMETTES AND CHEESE.**

Prepare a package of creamettes the same as macaroni, cooking about 15 minutes, and place in baking dish, cover with 2 or 3 cups of white sauce, and one cup grated cheese and season. Bake 30 to 45 minutes.

**CREAMED SALMON.**

Prepare a can of red salmon by removing bones and skin; break in pieces suitable for serving and lay on a platter. For the gravy take a pint of milk, piece of butter the size of a walnut or a little more, and one heaping tablespoon of flour dissolved in a little water.

Heat milk, add butter, thickening and seasoning, cook slowly until thickened, and pour over salmon on platter, add a few dashes of paprika, serve hot.

**SALMON BUTTER GRAVY.**

Prepare can salmon on platter, set in oven to warm; braid together in sauce pan one rounding tablespoon of flour and butter size of an egg, add boiling water (about  $1\frac{1}{2}$  cups) stirring steadily, boil a few minutes; the gravy should be spongy when done. Turn over salmon, serve hot.

**SCALLOPED SALMON.**

Prepare a can of red salmon by removing bones and skin; or boil one and one-half pounds of fresh salmon, when cold, flake. Butter baking dish and put in layer of rolled crackers, and then layer of flaked salmon, with pieces of butter and salt and pepper; repeat with other layers until pan is full, add milk to thoroughly moisten.

It is well to set pan aside for a few minutes, and then add more milk if needed. Bake slowly one hour.

**SCALLOPED OYSTERS.**

1 pint oysters  
Milk to moisten

$\frac{1}{2}$  lb. crackers  
Butter size of an egg  
Pepper and salt

Crush crackers by rolling with rolling pin; place layer in baking dish, follow with layer of oysters and so on till all ingredients are used, add butter in small pieces, with seasoning, add milk to moisten well or cover ingredients. Bake until nicely browned.

**SCALLOPED CORN.**

1 can sweet corn  
Milk to moisten

$\frac{1}{2}$  lb. crackers  
Butter size of an egg  
Salt and pepper.

Roll crackers, place ingredients in layers in baking pan, add butter and seasonings, moisten with milk, bake till nicely browned.

**CREAMED CORN.**

Put one can of corn in stew pan, add one heaping teaspoon of flour dissolved in a little milk, a pinch of salt, pepper to taste and a piece of butter,  $\frac{1}{2}$  to 1 cup of milk, boil a few minutes.

**CREAMED PEAS.**

Creamed peas, beans and asparagus may be prepared like creamed corn.

**SUCCOTASH.**

Soak one cup lima beans over night. Boil until tender, drain, and cool with cold water and remove skins, put on to boil again in water to cover. Cook about one-half hour, add one can corn, season with butter, pepper and salt and boil slowly a few minutes longer. Canned lima beans may be used instead of dry ones.

**STEWED TOMATOES.**

Take one can of tomatoes or same amount of fresh ones, and place in stew pan and put on to heat, add heaping teaspoon of sugar,  $\frac{1}{2}$  teaspoon of salt, some pepper, a lump of butter the size of a walnut, and about 2 cups of dry bread or crackers, broken in pieces, cook slowly a few minutes.

**BOILED BEETS.**

Boil medium sized beets whole, without cutting or bruising the skin. When done peel and slice and keep warm, serve hot with vinegar sauce.

**VINEGAR SAUCE.**

$\frac{1}{2}$ cup vinegar	$\frac{1}{4}$ cup sugar
1 cup hot water	2 teaspoons flour
	1 tablespoon butter

Mix flour and sugar and pinch of salt, stir in the vinegar and cook until clear. Add tablespoon butter and cup hot water, stir and pour over sliced beets.

**CREAMED CARROTS.**

Peel carrots as thin as possible, cut in small pieces, wash and put on to boil in hot water. Cook until tender.

Dissolve a tablespoon of flour in a little water and stir it in with a half cup of milk, season with salt, pepper and butter. Cook slowly a few minutes longer.

**BAKED STUFFED TOMATOES.**

Cut neatly an opening in the stem ends of medium ripe firm tomatoes, saving piece cut out to be replaced for cover. Scrape out center of tomatoes carefully, and place pulp in sieve and rub through. Crumb amount of dry bread desired, chop some celery very fine, mix with bread crumbs; to this add some minced cooked meat of any kind, season with salt, pepper and butter. Moisten with the strained tomato, mix and fill the tomato shells, bake 30 minutes.



**STUFFED GREEN PEPPERS.**

Cut tops from green peppers, scrape out insides and soak peppers in salted water for a few hours. Remove, drain and stuff with bread crumbs and cold cooked meat minced, chopped celery and onion moistened with water, seasoned with butter, salt and pepper. Bake 40 minutes.

**MASHED RUTABAGA.**

Select rutabagas that are round, smooth, and free from roots; peel and cut in thin strips or slices, put on to boil in hot water. Cook until tender, drain, season with salt and pepper and a piece of butter; mash well and serve.

**MASHED TURNIPS.**

Select medium sized smooth turnips, wash and cook without peeling. When well done, drain and peel, put into dish and mash, season with salt and pepper and butter. Serve hot.

**BAKED SWEET POTATOES.**

6 sweet potatoes  
2 tablespoons sugar  
 $\frac{1}{2}$  lemon, butter, salt

Boil six medium sized sweet potatoes, one for each person is sufficient; when done, peel and slice lengthwise, in three pieces. Place layer in buttered baking dish. Sprinkle with sugar, add a small lump of butter cut in pieces, juice of half a lemon, with rind if liked, add pinch of salt. Bake until slightly browned.

**BAKED BANANAS.**

Six sliced ripe bananas, 1 cup of sugar, 2 tablespoons melted butter, juice of one lemon. Place in baking dish with sugar between each layer, turn melted butter and lemon juice over top, sprinkle with a pinch of salt, and part of grated rind of lemon if liked. Bake a light brown.

**CHILI CON CARNE.**

1½ lb. round steak	1 tablespoon salt
½ cup suet fat	1 teaspoon paprika
4 onions	1 tablespoon of vinegar
1 can tomatoes	2½ cups water
1 quart cooked brown beans	

Grind round steak in meat chopper, and fry brown in one-half cup of suet fat. Strain one can of tomatoes, and put them into stew pan, and add the meat, with four medium sized onions chopped fine, and the seasoning, salt, paprika and vinegar. Stir and mix well. Cook one-half to one hour on slow fire. Add the water and brown or kidney beans and cook or simmer on slow fire one hour longer.

**NOODLES.**

Noodles are to the Germans what macaroni and spaghetti are to Italians, made in much the same way and put up in packages and sold by dealers. Noodles can be made at home and usually are much better than factory made.

This recipe will make a small mess, using part water is for economy only, using the yolks give the noodles a nice color.

Two eggs or 4 yolks of eggs or 2 yolks with 2 tablespoons water mixed well with a teaspoon of salt. Add flour slowly by sifting and mixing with spoon. When dough is quite stiff remove to floured moulding board and work in more flour. The dough should be rather dry or very stiff.

Roll out very thin using no flour. Roll up the sheet of paste, like a jelly roll, and cut very thin. Cook about 15 or 20 minutes.

**NOODLES AND CHEESE.**

Use as many noodles as desired, add a few cracker crumbs, grated cheese, butter, pepper and salt and milk enough to cover. Bake one-half hour.

**DEVEILED EGGS.**

Halve hard boiled eggs and remove the yolks and press them through a ricer or mash finely. Add a little butter and salt. Mix enough salad dressing to make a paste. Refill the halved whites. Serve cold.

**EGGS AND CURRY SAUCE.**

Boil hard as many eggs as needed, halve them and place on a platter flat side down, pour around them curry sauce and serve hot.

**SALMON SLAW.**

1 can salmon	$\frac{1}{2}$ teaspoon white pepper
1 qt. chopped cabbage	$\frac{1}{2}$ teaspoon salt
1 cup chopped celery	Use salad dressing to moisten

**CREAM SLAW.**

1 qt. chopped cabbage	3 tablespoons sugar
1 cup chopped celery	$\frac{1}{2}$ teaspoon pepper
$\frac{1}{2}$ cup vinegar	$\frac{1}{2}$ teaspoon salt

Cream to moisten.

**BEEF SLAW.**

6 boiled beets chopped fine	2 cups red cabbage chopped fine
-----------------------------	---------------------------------

Butter the size of an egg melted, pour over the beets and cabbage, season with salt and pepper, and stir in  $\frac{1}{2}$  cup of horse-radish, 2 tablespoons vinegar and 2 tablespoons of sugar. Serve on a lettuce leaf.

**POTATO SALAD.**

- |   |                            |
|---|----------------------------|
| 1 dozen boiled potatoes                   | 1 pimento, pepper and salt |
| 1 small Bermuda onion                     | 2 cups salad dressing      |
| Small bunch of chives or fresh onion tops |                            |

Slice cold potatoes and a small onion, if wanted, cut chives or onion tops in small bits, and the pimento cut in small pieces. A few hard boiled eggs may be sliced and added if desired. Add salad dressing and seasoning in layers or mix.

**CABBAGE SALAD.**

Shred sweet, tender cabbage as fine as possible, and to about two quarts add one small pimento and a small amount of chives cut fine. Add salad dressing.

**RED SALAD.**

- |                     |                             |
|---------------------|-----------------------------|
| 1 quart red cabbage | 1 pint chopped boiled beets |
| ½ glass horseradish | Pepper and salt             |

Chop cabbage and beets separately, add horseradish, pepper and salt and mix.

**MAYONNAISE DRESSING.**

- |                                      |                 |
|--------------------------------------|-----------------|
| 2 yolks of eggs                      | ¾ teaspoon salt |
| ½ teaspoon mustard                   | A pinch pepper  |
| 1½ cups olive oil                    |                 |
| 2 tablespoons lemon juice or vinegar |                 |

Have all utensils and ingredients as cold as possible. Mix dry ingredients and egg yolks in a bowl, add a few drops of vinegar and stir until smooth, some favor a silver fork, others a Dover beater, either way the stirring must be steady and constant; add oil drop by drop to the mixture as it becomes thick add a few drops of lemon juice to thin. Continue stirring and adding oil and lemon juice as required until all is used.

**CREAM SALAD DRESSING.**

1 cup cream	1 teaspoon salt
1 tablespoon flour	$\frac{1}{2}$ teaspoon dry mustard
2 tablespoons sugar	3 tablespoons vinegar
2 tablespoons butter	

Whites of 2 eggs

Heat cream in double boiler. Add flour dissolved in water, stir steadily, add sugar, cook five minutes, partly cool, add butter and seasoning, then the well beaten whites of eggs; when cool stir in vinegar.

This dressing can be used on fruit or vegetable salads.

**CHICKEN SALAD.**

3 cups cubed chicken	$\frac{1}{2}$ cup broken nut meats
2 cups cubed celery	2 cups mayonnaise dressing
	12 chopped olives

**LETTUCE SALAD.**

Put the waste leaves from head lettuce, halve small heads and quarter large ones as desired. Serve on individual plates with two tablespoons salad dressing on each.

**SLICED CUCUMBERS (German Style).**

Slice very thin 3 three-fourths grown cucumbers, put in a china dish, sprinkle on 1 tablespoon salt and mix well, let stand an hour or two. Now drain and press out with the hands all the brine that is possible, put back in dish, add about  $\frac{1}{2}$  cup cream, a few dashes pepper, mix slightly, and turn on 1 to 3 tablespoons vinegar.

**SALAD DRESSING.**

6 eggs	3 tablespoons sugar
1½ teaspoons mustard	½ cup vinegar
2 teaspoons salt	¼ cup butter
1 tablespoon flour	1½ cups hot water

Beat eggs very light, add vinegar and beat more, dissolve mustard in water and add it. Mix dry ingredients and add them and beat well. Set on range in double boiler, add about 1½ cups hot water, stir constantly until thickened. Remove from heat, stir in butter and cool. This dressing will keep if kept in a cool place; to thin stir in sweet cream.

**SALMON SALAD.**

6 boiled potatoes	1 can red salmon
	½ Bermuda onion

Small amount of chives chopped fine. Salad dressing. Slice cold boiled potatoes. Place layer in salad dish. Dot liberally with flaked salmon. Spread over this part of salad dressing, now another layer of potatoes and a layer of salmon, finishing with a generous amount of dressing and finely cut chives sprinkled on top. Do not mix.

**TABLE MUSTARD.**

3 tablespoons mustard	1 cup vinegar
1 tablespoon sugar	1 egg Pinch salt

Mix mustard and sugar. Add the egg and beat well, turn in the vinegar slowly, beating briskly until smooth. Add salt, set over a slow fire, stir and cook about five minutes.

**CURRY SAUCE.**

Cut two large onions fine, fry soft in butter. Mix a tablespoon of flour, a teaspoon of curry powder, a pinch of ginger and a little salt, add to fried onions, mix and continue frying, adding slowly a cup of cold water or meat stock, stirring until it boils and thickens.

**WHITE SAUCE.**

Melt a piece of butter the size of an egg, add tablespoon of flour, when well blended, turn in  $1\frac{1}{2}$  cups cold milk and cook until smooth, season with salt and pepper while cooking.

**LEMON SAUCE.**

One cup of sugar, one egg, butter size of a walnut, one-half teaspoon of lemon extract, one cup hot water.

Beat egg lightly, braid butter and sugar together, add egg and extract and beat briskly. Water should be added at the last minute just before serving. It must not be allowed to cook any after water is added!

**LEMON SAUCE.**

1 cup sugar	2 teaspoons cornstarch
$1\frac{1}{2}$ cups water	1 lemon (juice)

Mix sugar and cornstarch well together, add juice of 1 lemon, pinch of salt, pour on  $1\frac{1}{2}$  cups boiling water. Cook in double boiler until clear.

## *Sandwiches*

### **VEAL SANDWICHES.**

Chop or grind cold veal, mix with salad dressing and spread on buttered bread with leaf of lettuce.

The following combinations make very good fillings for sandwiches. Chopped olives and pickles with salad dressing. Minced ham with salad dressing. Minced or ground beef with salad dressing, with or without chopped pickles or pimientos.

### **BLUE LABEL CHEESE SANDWICHES.**

Warm and soften Blue Label cheese in a double boiler. Spread sandwiches with butter then with the softened cheese. A leaf of lettuce and a little minced pimento may be used if desired.

### **OLIVES AND PIMENTO SANDWICHES.**

Chop olives fine with a few nut meats if desired, add salad dressing and spread on buttered bread, with minced pimento and leaf of lettuce.

### **NUT SANDWICHES.**

Chop any kind of nut meats and mix with salad dressing to make a paste. Butter the sandwich, then a layer of the filling with a leaf of lettuce.



**RAISIN AND NUT SANDWICHES.**

Chop about equal parts of raisins and nuts and add salad dressing. Spread the sandwiches, using leaf of lettuce if desired.

**EGG WITH PIMENTO SANDWICHES.**

Grind or mash hard boiled eggs, add salad dressing to moisten, spread lower slice with mixture and minced pimento. On the upper slice spread the plain salad dressing with a leaf of lettuce.

**PEANUT SANDWICHES.**

To finely chopped peanuts, add thick salad dressing and spread on buttered bread with leaf of lettuce.

## Candy

### DIVINITY.

2 cups sugar	$\frac{1}{2}$ cup corn syrup
1 teaspoon vanilla	$\frac{1}{4}$ cup water
2 drops extract almond	2 whites of eggs

Add to the half cup of syrup water to make cup three-fourths full, turn this with sugar into sauce pan, heat slowly, stirring until sugar is entirely dissolved, boil steady without stirring until a spoonful dropped into cold water will form a soft ball. Remove from range but do not disturb syrup. Beat whites of two eggs, which should be strictly fresh, to a stiff froth on a platter or open china dish.

Now with the assistance of some one the syrup should be added: taking the sauce pan by the handle, begin pouring syrup into the beaten whites, which should be beaten briskly all the time. Let syrup drain from sauce pan freely without scraping: then add flavoring and if you wish some nut meats, black walnuts are best. Beat steadily, giving it your attention as the setting point comes very suddenly, an indication of when it is beaten enough is when the candy begins to pull heavily on the fork, then it should be turned quickly on a buttered tin. It should harden in a short time.

### BUTTER SCOTCH.

2 cups sugar	$\frac{1}{2}$ cup butter
$\frac{3}{4}$ cup good molasses	1 cup water
	1 tablespoon vanilla

Put all in kettle except vanilla, boil briskly until the hard ball stage: add vanilla, turn in shallow buttered pan, make a thin sheet not more than one-third of an inch in thickness, when cool break in pieces.

**PANOCHE.**

2 cups light brown sugar             $\frac{1}{2}$  cup cream  
 2 tablespoons butter                 $\frac{1}{2}$  cup nutmeats  
     Vanilla or almond flavor

Put sugar, butter and cream in sauce pan, and stir while heating; cook to the soft ball stage, take from heat and beat, add the nut meats and flavoring, if any. When it begins to thicken turn out in buttered tin.

**FUDGE.**

2 cups sugar                            1 square chocolate  
 1 cup milk and cream                1 tablespoon butter  
     Cream of tartar

Cook sugar and milk, add chocolate, cream of tartar and butter, cook to soft ball stage, cool on platter, then beat adding flavoring, cut when cold.

**CHOCOLATE CREAMS.**

**Fondant:** In a granite sauce-pan, put 4 cups cane granulated sugar,  $\frac{1}{4}$  teaspoon cream tartar, and  $\frac{3}{4}$  cup boiling water, set over brisk and steady heat, stir until well dissolved, but not after syrup begins to boil. With a damp cloth remove all sugar that may stick to inside of sauce-pan.

Avoid shaking or moving the boiling syrup as it grains easily. Boil until the soft ball stage, take from heat, turn into bowl, do not scrape, let cool until it will not burn to touch, stir steadily until creamy white; turn into buttered dish to harden.

**Creams:** Soften fondant by heating in a double-boiler, shape as desired and coat with melted chocolate.

**Melted Chocolate:** Put unsweetened chocolate into a double boiler; heat very slowly, never to the scalding point or chocolate will turn gray. Keep lukewarm while coating.

**CHOCOLATE CREAMS.**

**Uncooked Fondant:** Mix equal amounts of whites or eggs and water, add powdered sugar enough to make a fondant that will mold into any form or shape desired; place on waxed paper to harden, which will take from six to twelve hours. Coat with melted chocolate.

**Uncooked Fondant:** Mix 1 cup sweet cream with enough powdered sugar to make a stiff paste, using vanilla or almond flavoring to suit. Roll or form into any shapes desired. Use powdered sugar to prevent sticking to fingers; place on waxed paper to harden. Coat with melted chocolate.

**STUFFED DATES.**

Clean some good whole dates. Make an opening in the side of each date and remove the pit. Fill opening with fondant that is not very hard. Press opening in date together and roll in fine sugar.

**MAPLE FUDGE.**

2 cups cane granulated sugar	$\frac{1}{2}$ cup maple syrup or sugar
2 cups rich milk	1 teaspoon butter
	$\frac{1}{2}$ cup cocoanut

Put sugar, milk and maple syrup or sugar into sauce-pan and heat, stirring until dissolved, cook until the soft ball stage and remove from fire, add a teaspoon of butter and beat until creamy; add half cup chopped cocoanut or a cup of black walnut meats, turn into buttered tins and mark off.

**MAPLE CANDY.**

2 cups maple sugar (1 lb.)	$\frac{3}{4}$ cup black walnut meats
$\frac{3}{4}$ cup cream	$\frac{1}{4}$ cup water

Cook and make the same as maple fudge.

**MOLASSES CANDY.**

1 cup sugar

1 cup best molasses

 $\frac{1}{2}$  cup butter

Boil until it will form a firm mass or ball when dropped into cold water. Cool and pull until light colored and creamy.

## *Pickles and Catsup*

### **PICCALILLI.**

18 large green tomatoes	2 cups finely cut celery
2 quarts finely chopped cabbage	1 quart vinegar
4 green peppers	1 cup sugar
1 tablespoon mustard seed	

Chop tomatoes and peppers fine and mix  $\frac{1}{2}$  cup salt, put in muslin bag and drain over night; put into stone jar mixed with cabbage and celery, add mustard seed, boil vinegar with sugar a few minutes, let cool, turn over the pickle. This pickle will keep much better if put in Mason jars and sealed.

### **SWEET PEACH PICKLE.**

For seven pounds of peaches peeled, pitted and halved, take  $3\frac{1}{2}$  to  $4\frac{1}{2}$  pounds of sugar and  $1\frac{1}{2}$  pints of vinegar. Boil the sugar and vinegar for about 10 minutes with 3 or 4 sticks of cinnamon and 2 tablespoons of cloves, tied in a muslin bag. Now add the peaches, boil slowly until they are clear or a fork will pierce them easily, skim if necessary. Time for boiling should take at least one-half hour, though care must be taken that they do not boil to pieces. Remove peaches from syrup, then put them in jars and pour the syrup over them, which may be strained if wanted clear.

### **SWEET PEAR PICKLES.**

### **SWEET CRAB APPLE PICKLES.**

Pear pickles may be made the same as peach pickles. Crab-apples should be steamed slowly until skins are broken; then put fruit into prepared syrup and boil slowly until tender, put in jars, turn on syrup which can be drained off in a few days and reheated and put back on the pickles, this adds to the flavor of the pickles and they keep better.

**CATSUP.**

1 peck tomatoes	2 tablespoons salt
5 large onions	1 tablespoon whole cloves
1 cup sugar	1 tablespoon celery seed
1 pint vinegar	$\frac{1}{2}$ teaspoon paprika
1 tablespoon pepper	

Cut out stem ends and dark spots of firm, ripened tomatoes, but do not peel; peel the onions, and slice very thin, add to tomatoes and cook until soft, strain and set on slow fire with cloves and celery seed tied in loose muslin bag, boil down about one-half. Add sugar, vinegar, seasoning and balance of spices, and boil 10 minutes longer. Take out spice bag and seal in bottles or jars.

**CATSUP.**

1 gallon strained tomatoes	3 tablespoons mustard
1 cup sugar	$\frac{1}{4}$ teaspoon red pepper
4 tablespoons salt	1 pint vinegar
2 tablespoons white pepper	

Cook slowly until it thickens. Seal in bottles or jars.

**SWEET TOMATO PICKLES.**

6 qts. green sliced tomatoes	4 sticks cinnamon
10 medium sized onions	2 teaspoons cloves
2 red peppers	1 tablespoon mustard
2 cups sugar	1 tablespoon celery seed
	1 qt. vinegar

Slice the tomatoes and mix in a cup of salt, let set over night, drain and press out the brine, put into jars in alternate layers, with sliced onions and sliced peppers; adding mustard seed and celery seed. Cook vinegar and sugar with stick cinnamon and cloves (tied in muslin bag), 10 minutes, and turn while hot over the pickles. In a few days drain off the liquid and boil 30 minutes. Repeat 2 or 3 times at intervals of a few days, boiling liquid about 10 minutes each time.

**TOMATO RELISH.**

One peck tomatoes not too ripe, seeded. Three green peppers seeded, and four onions, chop fine and add  $\frac{1}{2}$  cup salt. Drain over night in muslin bag. Boil for a few minutes two quarts vinegar with two pounds sugar, let cool. Put drained vegetables in two gallon jar; add one ounce white mustard seed, and two bunches of celery chopped fine, use very sharp chopper. Pour over the mixture the cold sweetened vinegar, cover. It will be ready to use in a few days.

**DILL PICKLES.**

Medium sized cucumbers  
1 pint salt, 2 to  $2\frac{1}{2}$  gal. water  
Dill and grape leaves

Wash cucumbers, place a layer of grape leaves in bottom of jar or keg, put in layer of cucumbers with head or two of dill, more grape leaves, cucumbers and dill, until container is full. Heat water to boiling point, stir in salt and let cool; pour over cucumbers until covered. Weight these down with a china plate turned upside down with weight on it. In about a week, drain off brine, heat to boiling point, cool, and turn back on pickles.

**WATERMELON PICKLES.**

Peel firm watermelon rinds, and remove the pink pulp from the inside; cut in suitable pieces, sprinkle with salt, using a cup to two gallons of prepared rind, put in stone jar or crock, cover with cold water and set over night. Drain off the brine and cook in fresh water until tender, drain well; then add a syrup made in the following proportions: 6 to 8 cups sugar to 3 to 4 cups vinegar, with 3 sticks cinnamon and a heaping teaspoon cloves tied in a muslin sack. After this syrup has cooked 10 minutes, combine with rinds and cook slowly 10 minutes; put into jars. In a day or two turn off syrup, reheat and pour over pickles while hot. Cover and set away.



**CHILI SAUCE.**

24 large ripe tomatoes	2 tablespoons salt
8 large onions	2 tablespoons mustard seed
6 cups vinegar	1 tablespoon cinnamon
4 cups sugar	1 teaspoon pepper
2 cups celery cut fine	$\frac{1}{2}$ teaspoon paprika
2 medium sized red peppers	1 teaspoon ground cloves

Chop tomatoes, onions and red peppers; put into kettle with celery cut fine. Add vinegar, sugar and spices. Cook slowly 2 or 3 hours.

**CHOW CHOW.**

1 peck green tomatoes	4 onions	1 bunch celery
1 5-lb. cabbage	6 medium sized cucumbers	
5 green peppers	$\frac{1}{2}$ cup salt	

Chop vegetables, after seeding the peppers and tomatoes and peeling the cucumbers, mix in the salt, set aside for a few hours, put in sack and drain over night. Put into jars. Put 3 pints of cider vinegar into kettle and boil a few minutes with 2 or 3 cups brown sugar, 1 tablespoon pepper, 1 tablespoon celery seed and 2 tablespoons mustard seed, turn onto vegetables boiling hot. Turn off and reheat the vinegar 2 or 3 times at intervals of a few days.

**OIL PICKLES.**

Cut 100 small cucumbers in slices with peelings on. Sprinkle with salt and let stand three hours; then slice three pints of small white onions in water, add a lump of alum size of a nutmeg, dissolve the alum in hot water. Drain and add 3 ounces of ground pepper and 3 ounces of celery seed, 3 ounces of mustard, one pint of olive oil, and cover with cold vinegar.

### SALT CUCUMBER PICKLES.

Carefully pick cucumbers 3 to 4 inches in length, cutting the stem instead of breaking off the cucumbers, do not bruise, wash and set in a cool place for a day. Make a brine that will bear an egg or potato, boil and skim, when cool pour over cucumbers that have been closely packed in a jar or keg. Keep pickles weighted down and covered with brine.

To freshen, soak in fresh water for a day or two, changing the water two or three times, a teaspoon of powdered alum added to the water while freshening will make the pickles firm.

### CUCUMBER PICKLES.

Prepare the cucumbers as for salt cucumber pickles, only using a smaller size. Place in the jar or keg a layer of wild grape leaves, fresh picked, about an inch deep, then a layer of cucumbers, alternating until jar is filled; cover with a layer of grape leaves, then cover all with brine, made with one cup salt,  $\frac{3}{4}$  cup vinegar to 3 or 4 quarts of water. Set in a cool place and in 3 or 4 weeks they will be ready for use. These pickles do not keep very long.

### SAUERKRAUT.

Everybody likes sauerkraut. There should be a jar or keg of a few gallons or more in every cellar; it is both healthy and nourishing. If 5 to 10 gallons are to be made, select a large jar, but if a keg or barrel is to be used, select one that has had cider or vinegar in it and scald it out well.

Remove outer leaves from cabbage and cut each head in two in center, remove the heart and shred with kraut cutter. If kraut is made without a cutter use a large sharp knife, cut into the cabbage as far as the center and shred in that way, cutting as fine as possible.

Drop the shredded cabbage into the jar or keg as fast as it is cut, and when there are three or four inches sprinkle in a hand-

ful of salt, and tamp it well, for this purpose use a stick three or four inches in diameter, with a square end. Put in more cabbage, a handful or two of salt and tamp again, when it is tamped enough the brine will begin to show.

Repeat until job is complete. A little sugar added improves the flavor. A pint to a pint and a half of salt is about the rule; too much salt will delay the kraut in curing, but it will keep longer, if there is not enough salt it will cure quickly but will not keep as long.

Always keep the kraut weighted down, so that the brine will cover it at all times. There will be plenty of brine if the shredded cabbage is properly tamped. Kraut will be ready for use in about three weeks, unless too much salt is used or it is kept in too cold a place. If made in cold weather it is best to set the kraut in a moderately warm place for the first three weeks: then place in a cool place.

## *Canning Fruits and Vegetables*

In canning fruit and vegetables, proper sterilization must be the rule, in both the material to be canned, and the jars or containers. By sterilization is meant to heat to 212° or the boiling point for water, and kept at that heat for a certain time, to kill any bacteria or mold that may infest the articles to be canned. Fruits generally are sterilized much quicker than vegetables, some of which need boiling at a much higher temperature and for a longer time. In canning do not use tin or chipped enamel utensils in cooking the fruit or vegetables. In preparing and handling, use silver spoons, forks and knives.

Sweet corn is considered the most difficult of all vegetables to can, and tomatoes the least difficult. Canning sweet corn is made quite simple in the following:

**EXTRACTS FROM BULLETIN NO. 521,  
UNITED STATES DEPARTMENT OF AGRICULTURE.**

**Canning Recipes.**

---

**TOMATOES.**

Grade for ripeness, size, and quality. Scald to loosen skins. Dip in cold water, remove skins, pack whole. Fill with tomatoes only and add one level teaspoonful salt to each quart. Place rubber and partially seal. Sterilize 22 minutes in hot water bath, 18 minutes in water-seal outfit, 15 minutes under 5 pounds of steam or 10 minutes in pressure cooker. Remove jars, tighten covers, test joints and invert to cool.

**STRAWBERRIES.**

Can fresh, sound berries same day picked. Hull (twist berries off hull), place in strainer, pour hot water over to cleanse. Pack in jar without crushing. Pour hot syrup over berries to top. Place rubber and top, partially tighten. Sterilize 12 minutes in hot water bath, 6 minutes under 5 pounds of steam, 8 minutes in water-seal outfit, or 5 minutes in pressure cooker.

(Syrup:  $1\frac{1}{2}$  qts. sugar to 1 qt. water boiled to medium thick.)

**SWEET CORN (On the Cob).**

Blanch in boiling water 10 or 15 minutes, according to ripeness, size and freshness; plunge in cold water. Pack, alternating butts and tips, add just a little boiling water and 1 level teaspoonful of salt to each quart. Place rubber and top and partially tighten. Process 180 to 240 minutes in hot water bath,  $1\frac{1}{2}$  hours in water-seal outfit, 60 minutes under 5 pounds of steam, or 40 minutes in pressure cooker. Remove jars, tighten covers, invert, and cool. (Heat up for table use in steamer, not in hot water.)

**SWEET CORN (Off the Cob).**

Same as above, except cut from ear after blanching. Pack and fill jars with boiling water, adding 1 level teaspoonful salt to each pint. Proceed as above.

**PEAS—BEANS.**

Blanch 5 to 10 minutes in boiling water; plunge in cold water. Pack and add boiling water and 1 level teaspoonful salt to each pint, place rubber and top, then partially tighten top. Process  $1\frac{1}{2}$  hours in hot water bath, 1 hour in water-seal, 1 hour under 5 pounds of steam, or 45 minutes in pressure cooker.

**UNITED STATES DEPARTMENT OF AGRICULTURE.**

**Time Table for Canning.**

To be followed in the use of the four different types of portable home canners. For altitude of 4,000 feet or more above sea level, add about 25% time to this schedule. This is a supplement to Farmers' Bulletin No. 521. By following the general instructions of bulletin recipes, and this time table, you will have the information necessary for canning all kinds of fruit and vegetables.

Products to be canned.	Home made hot water bath outfits at 212° Minutes	Water-seal outfits 214° Minutes	Steam-pressure cooker 5 lbs. or more Minutes	Pressure cooker 10 lbs. or more Minutes
Apples, whole or sliced..	20	15	10	6
Apricots .....	15	12	12	6
Asparagus .....	60	60	45	35
Peas, Beans, Okra.....	90	60	60	45
Blackberries .....	12	10	6	3
Cherries, Peaches .....	15	12	10	5
Corn (without acids)....	240	180	60	40
Grapes, Pears, Plums....	15	15	10	6
Huckleberries .....	10	8	6	3
Beets, Turnips, etc.....	90	75	60	40
Pineapple .....	30	25	10	10
Raspberries .....	15	12	8	5
Sauerkraut .....	50	50	40	25
Strawberries .....	12	8	6	5
Tomatoes .....	22	18	15	10
Grape Juice .....	15	15	10	5
Quince .....	30	25	15	10
Pumpkin and Squash....	60	60	45	35
Chicken, Beef .....	250	240	180	40
Rhubarb .....	15	15	10	5

### CANNED TOMATOES.

Select firm, ripe, large tomatoes. Scald and peel, slice through the center the flat way, place one-half in the palm of the hand and press by closing the hand gradually forcing the seeds out, which should be put in a bowl, cut the halves into smaller pieces and drop into preserving kettle; drain the juice from the seeds through a sieve and add to the fruit in the kettle, with a teaspoon salt to each 3 or 4 pints of fruit; heat slowly, stirring from the bottom, skim and boil slowly 5 to 8 minutes, seal.

### CANNED STRAWBERRIES.

To wash strawberries, or any other berry that is inclined to be gritty, place berries in a basin and cover well with water, use hands to remove them from the water to another pan, and wash again if necessary. After strawberries are washed and drained, hull them if you choose; then place them in a granite pan; sprinkle over them or dredge with one cup of sugar to two quarts of berries. Let stand a few hours or over night in a cool place.

Then fill fruit jars with the berries, pressing them down somewhat as you put them in, but do not crush them. Take the juice drained from berries, add two cups sugar to each cup juice, set on range and heat slowly, boil 5 minutes. Set jars with fruit on a wooden or wire rack in a boiler, with covers on loosely without rubber rings, and fill with water until jars are half submerged.

Boil 5 to 8 minutes after water begins to boil. Take jars from boiler, fill them with hot syrup, and set back in boiler, and boil 5 to 10 minutes longer, take out and seal. There usually is syrup enough to fill jars, sometimes more. When not enough make a little syrup of sugar and water. This method of canning keeps the berries whole, and preserves them in their own juice.

Raspberries, currants, pitted sour cherries, and blackberries may be canned by the same method. If bubbles should appear in the cans or jars, after fruit cools, it should not be regarded as anything serious, as they generally disappear in a day or two.



### CANNED SOUR CHERRIES.

Pit and cut cherries in two, put in preserving kettle, add  $\frac{3}{4}$  cup of sugar to each cup of cherries, stir and heat slowly. Cook slowly about 20 minutes. Skim and seal in glass jars.

### CANNED PLUMS.

Wash one peck of plums. Put them into preserving kettle, cover with cold water; add  $\frac{1}{4}$  teaspoon soda, heat slowly to boiling point. As soon as plums begin to burst remove from stove and drain, when cool pit them or they may be canned whole. Make a syrup of 1 cup water to three cups sugar; drop plums into this and heat slowly and skim.

Add more sugar, as the fruit heats the amount of syrup increases but gets thinner. To can plums use about 3 cups of sugar to 4 cups of fruit. Simmer  $\frac{1}{2}$  to  $\frac{3}{4}$  hour.

### CANNED PEACHES.

Make a syrup of 6 cups sugar and 3 cups water; peel, pit and halve  $2\frac{1}{2}$  to 3 dozen peaches, rinse them in cold water, drain and drop in the hot syrup, which should be skimmed when necessary. To bring out the flavor of peaches they should cook slowly. Simmer  $\frac{1}{2}$  to 1 hour.

Remove from the hot syrup with a fork, a piece at a time, and put into hot sterilized jars, fill about  $\frac{3}{4}$  full, strain and fill each jar with the hot syrup, seal. If there should not be enough syrup to fill the last jar, a little can be quickly made with hot water and sugar.

### CANNED PEARS.

Add 6 cups sugar to 3 cups water in the preserving kettle, boil 5 minutes. Peel, halve, core and rinse as quickly as convenient as many pears as will cook in the syrup, cook slowly until tender, fill into hot jars as quickly as possible, using fork. When filled to the amount required, strain in and fill with boiling hot syrup, seal.



### **CANNED APRICOTS.**

Use the same method in canning apricots as for peaches, using a little more sugar and a little less water for the syrup. They may be peeled or canned with skins on, and may be pitted and halved, or left whole.

### **CANNED CRAB APPLES.**

In the preserving kettle make a syrup of 6 cups sugar to 3 cups water. After boiling 5 minutes drop in as much of the prepared fruit as will cook in the syrup, cook very slowly so as to keep the fruit as whole as possible. When cooked through, remove by stem and place in heated jars, fill jars with hot syrup and seal. In preparing crab apples to can remove the remains of blossoms, leave stems on, and wash.

A few cloves dropped in the syrup while the crab apples are cooking, improves the flavor; they should be taken out before the fruit is put in the jars.

## Conserve

### PINEAPPLE CONSERVE.

One pint of pineapple, canned or fresh, shredded or cut into small pieces; one cup of bleached Sultana raisins, larger ones cut in two; one-half to three-fourths cup of chopped black walnut, butternut, or pecan meats; one-fourth cup of orange conserve, two cups sugar, or one and one-half cups, if canned pineapple is used; put all in sauce pan, add a little water, stir, heat slowly to boiling point, boil slowly for one hour or until syrup is thick.

### RHUBARB CONSERVE.

Two cups stewed rhubarb, sweetened with two cups sugar, one cup Sultana raisins, one-half cup chopped black walnut meats, one-fourth cup orange conserve, or cherry juice. Boil slowly one hour or until thick.

### CHERRY CONSERVE.

2 cups pitted sour cherries  
 2½ cups sugar  
 1 cup Sultana raisins chopped  
 ½ cup black walnut meats chopped  
 1 orange (pulp and juice)

### GRAPE CONSERVE.

To two cups of seeded Concord grapes add a little cold water and boil until skins are tender. Add two and one-fourth cups sugar, one cup Sultana raisins, one-half cup black walnut meats, one-fourth cup orange conserve. Boil slowly one hour or until thick.

**TOMATO CONSERVE.**

Two cups tomatoes that have been peeled, seeded and cut in small pieces; heat slowly to boiling point, add two cups sugar, one-half teaspoon cinnamon, one cup Sultana raisins, one-third cup orange conserve or lemon juice, one-half cup black walnut meats. Boil slowly one hour or until thick.

**ORANGE CONSERVE.**

8 oranges  
3 lemons  
2 grapefruit

Select clear rind fruit, slice off ends and peel carefully, cut orange and lemon peel in pieces  $\frac{1}{8}$  inch wide and  $\frac{3}{4}$  inch long. put on to cook in cold water, cook 20 minutes, drain, and repeat the cooking.

Prepare the grapefruit rinds in a similar way. cooking in three waters; drain and combine the two lots, measure, and for each cup of rind take a cup of sugar, make a very thick syrup. skim and turn in the cooked rind; now cut up the peeled fruit removing seeds and white tissue as far as possible, measure and with an equal amount of sugar add it to the above and cook until thickened. Put in glasses or fruit jars and cover with sealing wax.

Black walnut meats may be added just before the cooking is finished, if desired.

**ORANGE MARMALADE.**

Slice thin 6 oranges, 3 lemons and grapefruit. Add pint of water to each pound of fruit, and let set over night. Cook about 20 minutes, then add an equal amount of sugar and cook until it jells or thickens. Put in glasses and seal.

**QUINCE APPLE PRESERVES.**

For quince and apple preserves, use about one dozen quince to one peck of apples; peel, core and cut quinces in eighths, put in preserving kettle, cover with water as quickly as possible, then set on to cook. When a fork will easily pierce them, set back on range to simmer. Add sugar enough to make a rich syrup, cook slowly an hour or two after sugar is added. Peel, core and quarter Tallman sweet apples.

Remove quince from syrup, put apples in and cook until tender. return quince to kettle, mix carefully and let simmer until of a rich, deep, red color, put in fruit jars and seal while hot.

## *Directions for Jelly Making*

### CURRANT JELLY.

Select currants that are half ripened and freshly picked during sunshine and warm weather if possible. Pick from stems, wash and put into preserving kettle. Add a little water to keep fruit from scorching, say half a cup to each quart of fruit. Heat slowly until heated thoroughly, but do not boil. Mash well, use a wooden masher and turn into a jell bag to drain; let drain without pressing until it stops dripping.

Measure juice and strain through a linen cloth and put in sauce pan to boil; heat slowly. If gas is used better have an asbestos mat under sauce pan.

While juice is heating, place  $\frac{7}{8}$  amount of cane granulated sugar in a pan, and set in the oven to heat, let it heat slowly, almost to the point of scorching, and have it ready at the moment it is needed. Boil juice about 20 minutes, rather a little less than more. Skim when necessary. Add the hot sugar, stirring gently until sugar is dissolved, skim carefully. Begin testing by taking a teaspoon of the juice and putting it into a saucer to cool; if cooked enough it will start to congeal almost at once and while it is still warm, if it does not set, test again allowing a minute or two between tests, boiling very slowly all the time. When ready for the glasses it can be strained again, a very difficult task in most cases, but it gives a perfectly clear jelly. When turning the hot jelly into the glasses, they need not be hot to prevent breaking, if a teaspoon is placed in the glass while jelly is poured in.

**CURRANT RASPBERRY JELLY.**

For currant raspberry jelly, use one-third currant and two-thirds raspberry juice with three-fourths amount of sugar and proceed as with currant jelly.

**CURRANT STRAWBERRY JELLY.**

Use one-fourth currant and three-fourths strawberry juice, with three-fourths amount of sugar, and proceed as with currant jelly.

**GOOSEBERRY JELLY.**

Prepare unripened gooseberries; put them into sauce pan, add water until it can be seen rising in the pan under the fruit. Set on the range to heat slowly, do not boil, when fruit begins to break open remove from range, mash and put in jell bag to drain. Strain juice through muslin and measure, put in sauce pan and boil steadily. Skim carefully, heat an equal amount of sugar and proceed as with other jelly.

**MINT JELLY.**

Proceed as with crabapple jelly, selecting fruit that is green or light colored skin. Boil juice with three-fourths amount (or a little more) of cane granulated sugar. Just before cooking is finished drop in a sprig or 5 or 6 leaves of mint for mint flavor, and 4 to 8 drops of vegetable green to each pint of jelly. The coloring is for looks only and can be omitted.

**CRABAPPLE JELLY.**

Full grown, unripened, transcendent crabs are best for jelly, quarter, core and cut out dark spots. Set on to boil in water that does not quite cover the fruit, boil slowly until fruit is quite soft, which usually takes 20 minutes to half hour, turn in jell bag and drain. Proceed as with other jelly, using about three-fourths amount of sugar.

**PLUM CRABAPPLE JELLY.**

Equal parts of plum and crabapple juice make a very nice jelly. Make as crabapple jelly; using an equal amount of sugar.

**CRANBERRY MOULDS.**

Put cranberries on to cook in cold water to barely cover them; cook until soft; strain through fine colander, and add an equal amount of sugar, and cook as a marmalade or jelly. Turn into jelly moulds and let cool.

## *Baking Powder and Extracts*

### **BAKING POWDER NO. 1.**

Mix and sift several times, 6 ounces bicarbonate of soda, 4 ounces tartaric acid and 6 ounces corn starch; use the usual amount in baking.

### **BAKING POWDER NO. 2.**

One teaspoon soda and two teaspoons cream of tartar, mixed and sifted well with each two cups flour, gives good results.

### **VANILLA EX. NO. 1.**

Cut fine one ounce of fresh vanilla beans, dredge thoroughly with a heaping tablespoon of sugar, put in a pint fruit jar, and add  $\frac{1}{2}$  cup water and  $\frac{1}{2}$  pint deodorized strong alcohol; cover and set in warm place for 2 weeks, stir or shake occasionally.

### **VANILLA EXTRACT NO. 2.**

Cut fine 4 fresh vanilla beans, put into jar or bottle and add one-half pint deodorized alcohol; set ten days and it will be ready for use.



**VANILLA EXTRACT NO. 3.**

This extract is generally used at soda fountains, and can be used for all purposes.

Cut fine one oz. vanilla beans and one oz. Tonka beans, dredge in four oz. sugar, put into a quart jar or bottle and turn on ten oz. deodorized alcohol, let stand a few days, then add one dram Vanillin and six oz. water.

**LEMON EXTRACT NO. 1.**

Cut in small pieces the rinds of two lemons, put in a pint fruit jar with half cup deodorized strong alcohol, cover and set in a warm place for one week. Into another pint jar, put the juice of one-half lemon, half cup deodorized strong alcohol and two drams of fresh oil of lemon; to this mixture, strain in the preparation from the other jar, stir, and extract is ready for use.

**LEMON EXTRACT NO. 2.**

Put into a pint fruit jar one-half pint deodorized alcohol, one ounce oil of lemon, four tablespoons water, stir, and add enough alcohol to fill jar; use the usual amount of this extract.

**BLANCHED ALMONDS.**

Pour boiling hot water over shelle almonds, let stand a minute or two and the skins can be peeled off; drop into cold water for a few minutes; drain and dry.

For salted almonds dredge blanched almonds in melted butter, put in pan, sprinkle with salt and brown slightly in oven.

## *Griddle Cakes and Fritters*

### **GRIDDLE CAKES.**

Sift together two cups flour, two heaping teaspoons baking powder and one teaspoon salt, stir in milk or milk and water to make a thin batter, stir in one or two beaten eggs; melt a rounding tablespoon of shortening and add it frying hot to the batter just before baking.

### **GRIDDLE CAKES, SOUR MILK.**

To each cup of buttermilk or sour milk add one scant teaspoon soda (level measurement) dissolved in water; stir in flour to make a thin batter, add salt and one or two beaten eggs. A little corn meal mixed in flour makes the cakes much better.

Stir in a little hot shortening just before baking.

Do not turn cakes more than once while baking.

### **BUCKWHEAT CAKES.**

Soak one-half cake of dry yeast in half cup luke warm water, with teaspoon sugar. Stir into one pint of fresh milk. (or milk and water), buckwheat flour with part white flour to make a medium batter. When yeast cake is well soaked, add to batter, stir well, set away to rise until morning. Stir in pinch of soda, a teaspoon salt and if thinning is necessary use milk, bake on hot griddle, do not turn cakes until under side is sufficiently baked.

If any batter is left over set it aside until evening, stir in flour and milk as the night before, but no yeast is needed, set over night and in the morning add pinch of soda, teaspoon salt and bake.

## *Croquettes and Waffles*

### **CORN FRITTERS.**

1 cup flour	1 cup milk
1 teaspoon baking powder	1 tablespoon shortening
$\frac{1}{2}$ teaspoon salt	2 eggs
	$\frac{1}{2}$ can corn.

Make a batter after mixing and sifting the dry ingredients.

Drain the corn, turn liquid into cup, if there is not a half cup of it, turn in milk to make half full, stir it into flour, then the corn, shortening and the eggs. Have fat frying hot; cut dough with tablespoon and drop into fat; care should be taken that fritters are cooked through; take from fat with wire spoon, drain and serve hot.

### **OYSTER FRITTERS.**

Drain the oysters and parboil one minute, and let drain; make the batter as for corn fritters using half milk and half liquid drained from the oysters; stir oysters into batter and fry in hot fat.

### **APPLE FRITTERS.**

Slice apples quite thin, stir into fritter batter and fry in hot fat, drain and sprinkle with powdered sugar, serve hot.

**BANANA FRITTERS.**

1 cup flour	3 bananas
1 teaspoon baking powder	1/3 cup milk
2 tablespoons sugar	2 teaspoons lemon juice
1/4 teaspoon salt	2 eggs

Mix dry ingredients and sift; mash or rice the bananas and alternating with the milk, mix with the flour; stir in lemon juice, and the lightly beaten eggs. Use tablespoon and drop into hot fat; drain and sprinkle with powdered sugar; serve hot.

**CHICKEN CROQUETTES.**

3/4 lb. cold chicken	1/2 teaspoon salt
1 tablespoon butter	pepper
2 teaspoons flour	2 eggs
1/2 cup milk	bread crumbs

Mix butter and flour and set on the range, when cooked stir in milk, then the finely minced chicken and seasonings, let cool and stir in one well beaten egg.

A little finely chopped celery or onion juice may be added if liked.

Shape in forms about the size of a thumb; dip into egg, well beaten with a little milk added to it, and then roll in bread or cracker crumbs.

Fry in hot fat like doughnuts, using a wire spoon instead of fork, drain and serve hot.

**VEAL CROQUETTES.**

Veal or any kind of cold meat may be made into croquettes. They are prepared like chicken croquettes.

**WAFFLES.**

2 cups flour	1 $\frac{1}{4}$ cups milk
1 teaspoon baking powder	3 eggs
$\frac{1}{2}$ teaspoon salt	2 tablespoons shortening.

Mix and sift dry ingredients, stir in the milk with the beaten yolks, then the melted shortening, and fold in the beaten whites of the eggs.

Waffle irons should be hot and well greased.

The batter for waffles should be a little thinner than usually for griddle cakes, and should be well beaten when milk is added.

Serve hot with syrup.

## CULINARY TERMS

### Not Always Understood.

**Bouillon**—A clear soup; usually made from beef; a beef tea.

**Braise**—To dredge meat with flour, and brown, preparatory for the final roasting or stewing. To stew meat with vegetables, and then bake. Meat covered with a mixture and baked or roasted.

**Canning**—Fruits, vegetables and meats sterilized by cooking, and sealed while hot in tin cans or glass jars.

**Conserves**—A combination of fruits cooked with an equal amount of sugar, to the consistency of jelly, sometimes nut meats are added.

**Consomme**—A clear rich bouillon, or meat broth boiled down.

**Croquettes**—Minced meat etc. shaped into balls, coated with eggs and bread crumbs and fried in deep fat.

**Croutons**—Pieces of bread cut in desired shapes and fried in hot butter or other fat.

**Fondant**—The body or foundation of most cream candies; sugar and water boiled by prescribed rules.

**Force meat**—Finely chopped meat, or different kinds of meat; usually used for stuffing.

**Fricassee**—Chicken, small fowl, rabbit or veal, cut suitable for serving, and stewed; it is served with gravy.

**Marmalade**—A combination of fruits; usually the pulp and rinds, cooked with an equal amount of sugar, until it jellies.

**Meringue**—The whites of eggs, beaten to a froth, sweetened and flavored, used for frosting pies, puddings, etc.

**Preserves**—Fruit cooked with an equal amount of sugar.

**Pot Pourri**—A stew of different kinds of meat; sometimes includes vegetables.

**Puree**—A soup, thickened with the strained pulp of cooked vegetables; usually beans or peas.

**Ragout**—A highly seasoned stew of meat, similar to a pot pourri.

**Saute**—Fish or meat fried in very little fat.

**Souffle**—A light, fluffy omelet, made of the whites of eggs, beaten light, seasoned and usually sweetened; baked or fried.

**Tartare**—An uncooked sauce, very sharp, used on meats.

**Tutti Frutti**—A combination of different kinds of fruit; chopped as for salad.

### THE FIRST THANKSGIVING

Thanksgiving day, Christmas and New Year's day are holidays for Divine worship, thanksgiving and festivities, the former is an American holiday of New England origin, and dates from the year following the landing of the Pilgrims at Plymouth Rock in 1620. Some writers disagree as to this being the first Thanksgiving day, holding that as there is no record to show that any religious services were held, and as the festivities extended over a period of from three to six days in the open, it can only be regarded as a public festival. However, after a prosperous summer, and the gathering of a good harvest on which so much depended, the colony, that now had been reduced by death, to less than three score, decided to hold a period of thanksgiving and festivities, to which all were bidden, including an Indian chief and ninety of his tribe; all told 146 persons. To help provide for the feast Governor Braddock sent out four hunters into the forest to bring in wild fowl of which they obtained an abundance.

History does not tell us upon what day this feast began, or in what month it was held, but it probably took place in the last days of October or in November, before the weather became too chilly for outdoor feasting.

We are told that roast wild turkey and other wild fowl and venison was served in great plenty, also pumpkin pie, corn bread, vegetables and Indian pudding; apples were unknown to the Pilgrims, and cranberry sauce,—there is nothing said about it, though the colony located near, where is now the famous Cape Cod cranberry marshes.

The next thanksgiving record says, was held on Feb. 22, 1623, this without festivities, followed the arrival of other Pilgrims among them friends and relatives of the colonists, this ship also brought supplies which were sorely needed.



The summer of 1622 was not prosperous and the winter followed with disaster, distress, sickness and famine, and in the spring of 1623 after the crops had well started a drought threatened their entire destruction.

Early in July a whole day was given to fasting and prayer, that rain would come to save their crops. There followed a plentiful rainfall that revived the fields and also the spirits of the colony, and in gratitude thereof a day of thanksgiving was ordered and observed—July 30, 1623.

Some writers claim this was the second Thanksgiving of the Pilgrims, others the third, then again it is claimed that this was the first harvest thanksgiving. In colonial times there was no set day for this holiday, it usually followed some important event such as the arrival of relatives and new colonists from the mother country, or a victory over the Indians or a period of peace with them. A bountiful harvest always called for the appointment of a day of thanks, and this led to the observance of Thanksgiving in the autumn as the customary time.

In 1863 President Lincoln proclaimed the last Thursday in November as a day of thanksgiving in all the land, and this has been followed annually by the President since. The day is a national holiday; and is a legal holiday in all the states, with the possible exception of one or two.

Thanksgiving is the great American feast day, it is observed in all parts of the country, in the island possessions and by Americans in foreign countries, it is a day of family reunions, visiting and recreation, much the same as when the day was first observed, though under far different conditions.

When the contented housewife of today sets to preparing her next Thanksgiving dinner, let her recall the story of the first holiday and perchance it may be on the anniversary of that first Thanksgiving, prepared by a small group of homesick women in a strange land in that long ago.

### PREPARING THE THANKSGIVING DINNER.

The preparation of the Thanksgiving dinner should be begun the day before, so that all of the work will not fall to the forenoon of the holiday.

The turkey or fowl that is to be used can be roasted in advance and set back in the oven the next morning, it will heat through in an hour or two; it should be basted frequently while heating.

A more satisfactory way is to make the fowl ready for the roaster, then set it in a cool place over night, in the morning make the dressing; if it is to be oyster dressing, fry one onion until browned, mix with other ingredients in the usual way, mix in the raw oysters last, and stuff the fowl; use a covered roaster.

When done remove fowl from pan and also part of grease, then make brown gravy with grease and dregs left in pan.

Plum pudding should be made several days in advance, and steamed an hour or two before serving, it is best with uncooked lemon sauce.

Mince pie is equally as good made in advance and reheated for serving. Pumpkin pie is very good served cold.

Cranberry moulds can be made several days before they are needed, and should not be forgotten as they always go with a Thanksgiving dinner, as do mashed rutabagas. Mashed potatoes are by no means the least task in preparing a dinner; boil briskly, well covered with water, drain, set on edge of stove for a minute or two uncovered, salt, then mash well, add half cup sweet milk, stir briskly with masher or heavy spoon until snow white; take up in warmed vegetable dish, dot top with small bits of butter and then sprinkle with a few dashes of peprika.

The menu on the following page is in greater variety than needed; sop can be omitted, one vegetable is enough, celery

and olives are very nice, sweet pickles such as peach or melon, should be served rather than sour pickles.

For dessert—Plum pudding and sauce is sufficient, possibly one variety of pie; fruit and nuts need not be served unless in place of something else.

The salad should be fresh made; for a cabbage salad, chop the cabbage very fine or use a food chopper, which some like better; use a good rich dressing.

## M E N U

*Thanksgiving or Christmas*

Cream of Tomato Soup

Roast Turkey

Oyster Dressing

Brown Gravy

Mashed Potatoes

Mashed Rutabagas

Corn

Cranberry Moulds

Celery

Olives

Fruit Salad

Mince Pie

Pumpkin Pie

Coffee

Fruit

Cluster Raisins

Nuts

## *Christmas Menu*

Consomme

Roast Turkey

Onion Dressing

Brown Gravy

Mashed Potatoes

Mashed Rutabagas

Cranberry Sauce

Baked Sweet Potatoes, Southern Style

Celery

Olives

Rolls

Cabbage Salad

Plum Pudding

Lemon Sauce

Mince Pie

Coffee











## INDEX

Almonds, Blanched.....	109	Cake, spice.....	27
Apricots, canned.....	101	Cake, sponge.....	27
Baking Powder No. 1.....	108	Cake, sponge.....	27
Baking Powder No. 2.....	108	Cake, wedding.....	28
Bananas, baked.....	77	Cake, white.....	28
Beans, baked.....	68	Cakes, buckwheat.....	110
Beans, baked.....	69	Cakes, cheese.....	30
Beans, canned.....	97	Cakes, griddle.....	110
Beef pot roast.....	67	Cakes, griddle, sour milk.....	110
Beets, boiled.....	76	Cakes, sugar.....	30
Biscuit, baking powder.....	18	Candy, butter scotch.....	86
Bread, baked brown.....	17	Candy, divinity.....	86
Bread, Boston brown.....	16	Candy, chocolate creams.....	88
Bread, compressed yeast.....	13	Candy, chocolate creams.....	87
Bread, dry yeast.....	13	Candy, chocolate creams.....	88
Bread, ginger.....	30	Candy, fudge.....	87
Bread, Graham.....	16	Candy, maple.....	88
Bread, nut.....	15	Candy, maple fudge.....	88
Bread, rye.....	17	Candy, molasses.....	89
Bread, Steamed brown.....	16	Candy, panoche.....	87
Cake, birthday.....	29	Candy, stuffed dates.....	88
Cake, coffee.....	23	Canning fruits & vegetables....	96
Cake, coffee.....	23	Carrots, cream.....	76
Cake, dark fruit.....	25	Catsup.....	91
Cake, fruit.....	25	Catsup.....	91
Cake, ginger.....	30	Cherries, canned.....	100
Cake, gold.....	26	Chili con carne.....	78
Cake, jelly roll.....	30	Chili sauce.....	93
Cake, layer.....	29	Chicken, brown fricasseed.....	71
Cake, light fruit.....	26	Chicken fricasseed.....	71
Cake, molasses.....	32	Chow 'chow.....	93
Cake, pound.....	26	Christmas menu.....	121
Cake, silver.....	26	Conserve, cherry.....	102
Cake, sour cream.....	27	Conserve, grape.....	102
		Conserve, orange.....	103

Conserve, pineapple.....	102	Icing, boiled .....	37
Conserve, rhubarb.....	102	Jelly, currant .....	105
Conserve, tomato.....	103	Jelly, currant-raspberry .....	106
Corn, canned.....	97	Jelly, currant-strawberry .....	106
Corn, creamed.....	75	Jelly, gooseberry .....	106
Corn, scalloped.....	75	Jelly, mint .....	106
Cookies, ginger.....	31	Jelly, crabapple .....	107
Cookies, ginger.....	31	Jelly, plum-crabapple .....	107
Cookies, molasses.....	31	Johnny-cake .....	19
Cookies, rocks.....	32	Kaffee Kuchen .....	24
Cookies, sugar.....	32	Lemon Extract No. 1.....	109
Cream, whipped.....	44	Lemon Extract No. 2 .....	109
Crabapples, canned.....	101	Macaroni and cheese.....	73
Cranberry moulds.....	107	Marmalade, orange .....	103
Creamettes and cheese.....	74	Mayonnaise dressing .....	80
Croquettes, chicken.....	112	Measuring cup .....	22
Croquettes, veal.....	112	Meat loaf .....	70
Cucumbers, sliced.....	81	Meat loaf, tomato sauce.....	70
Culinary Terms.....	114	Mince meat .....	65
Doughnuts .....	34	Muffins .....	19
Doughnuts, sour milk.....	33	Mustard, table .....	82
Eggs, curry sauce.....	79	Noodles .....	78
Eggs, deviled.....	79	Noodles and cheese .....	78
Filling, banana .....	36	Oysters, scalloped .....	75
Filling, banana and cream.....	37	Pastry pointers .....	20
Filling, banana & whipped cream	35	Peaches, canned .....	100
Filling, chocolate .....	36	Pears, canned .....	100
Filling, cream .....	35	Peas, canned .....	97
Filling, fig .....	36	Peas, creamed .....	75
Filling, lemon .....	35	Peppers, stuffed .....	77
Filling, orange .....	36	Picca-lilli .....	90
Fish, baked, .....	72	Pickles, crabapple .....	90
Fish, scalloped .....	72	Pickles, cucumber .....	94
Fritters, apple .....	112	Pickles, dill .....	92
Fritters, banana .....	112	Pickles, oil .....	93
Fritters, corn .....	111	Pickles, peach .....	90
Fritters, oyster .....	111	Pickles, pear .....	90
Frosting, boiled .....	37	Pickles, salt cucumbers .....	94
Frosting, cream .....	37	Pickles, tomato .....	91
Gems, Graham .....	19	Pickles, watermelon .....	92
Gems, sour milk .....	19	Pie, apple .....	46
Gravy, brown .....	68	Pie, cherry .....	46
Ice cream, vanilla.....	38	Pie, chicken .....	69
Ice cream, sherbet.....	38	Pie, chocolate .....	48

Pie, cocoanut .....	48	Sandwiches, egg and pimento .....	85
Pie, cream .....	48	Sandwiches, nut .....	84
Pie crust .....	45	Sandwiches, olive .....	84
Pie crust .....	45	Sandwiches, peanut .....	85
Pie, custard .....	48	Sandwiches, raisin .....	85
Pie, lemon .....	47	Sandwiches, veal .....	84
Pie, lemon .....	47	Sauce, curry .....	82
Pie, mince .....	47	Sauce, lemon .....	83
Pie, mock cherry.....	46	Sauce, lemon .....	83
Pie, raisin .....	46	Sauce, vinegar .....	76
Plums, canned .....	100	Sauce, white .....	83
Potatoes, baked sweet.....	77	Sauer Kraut .....	94
Pudding, apple tapioca.....	42	Slaw, beet .....	79
Pudding, Brown Betty.....	41	Slaw, cream .....	79
Pudding, corn meal.....	40	Slaw, salmon .....	79
Pudding crows nest .....	42	Soup, vegetable .....	68
Pudding, fruit .....	41	Soup, cream tomato .....	68
Pudding, Indian .....	40	Short cake, strawberry .....	38
Pudding, plum .....	39	Spaghetti, Spanish .....	73
Pudding, rhubarb .....	41	Spaghetti & tomatoes .....	73
Pudding, rice .....	42	Spaghetti & oysters .....	72
Pudding, suet .....	39	Stew and biscuits .....	71
Pudding, tapioca .....	42	Stew and dumplings .....	71
Quince-apple preserves .....	104	Strawberries, canned .....	97
Rice, boiled .....	66	Strawberries, canned home method .....	99
Rolls .....	18	Succotash .....	75
Rutabaga, mashed .....	77	Thanksgiving dinner, preparing .....	118
Salad, apple .....	43	Thanksgiving, the first .....	116
Salad, cabbage .....	80	Thanksgiving menu .....	120
Salad, chicken .....	81	Time table for canning.....	98
Salad, cucumber .....	81	Tomato relish .....	92
Salad dressing .....	82	Tomatoes, canned .....	96
Salad dressing, cream .....	81	Tomatoes, canned home method .....	99
Salad dressing, mayonnaise ...	80	Tomatoes, stewed .....	76
Salad, fruit .....	43	Tomatoes, stuffed .....	76
Salad, lettuce .....	81	Turkey dressing .....	67
Salad, potato .....	80	Turkey, roast .....	67
Salad, red .....	80	Turnips, mashed .....	77
Salad, salmon .....	82	Vanilla Extract No. 1.....	108
Salad, tutti frutti.....	43	Vanilla Extract No. 2.....	108
Salmon, canned .....	74	Vanilla Extract No. 3.....	109
Salmon, butter gravy .....	74	Veal loaf .....	70
Salmon, scalloped .....	74	Veal, pressed .....	69
Sandwiches, cheese .....	84	Waffles .....	113







LIBRARY OF CONGRESS



0 014 487 785 8

