


1904 年

第

卷

第

143 期



缺封面及目录

中  
口  
海  
关  
华  
洋  
贸  
易

R  
558.505  
371.1

PART I.  
QUARTERLY RETURNS OF TRADE.  
No. CXLIII.—<sup>7</sup>JULY-<sup>9</sup>SEPTEMBER 1904.

3



(Received 29th October 1904.)

CUSTOM HOUSE,  
NEWCHWANG, 22ND OCTOBER 1904.

SIR,

I.—In conformity with the instructions contained in your Circulars Nos. 21 of 1869, 14 of 1872, and 6 of 1875, I now transmit to the Statistical Department at Shanghai, for publication, the statistics of the trade of this port for the third quarter of the year 1904.

II. TONNAGE.—The number, tonnage, and movements of vessels, entered and cleared during the quarter, are set forth in the following Table:—


ENTERED.	JULY.		AUGUST.		SEPTEMBER.		TOTAL.	
	No.	Tons.	No.	Tons.	No.	Tons.	No.	Tons.
1. Foreign Ocean-going Steamers.....	37	32,964	30	20,355	42	39,882	109	93,201
2. " Inland-waters Steamers.....	8	4,053	12	6,708	9	5,032	29	15,793
3. " Sailing Vessels.....	...	...	...	891	2	891	2	891
4. Chinese-owned Vessels of Foreign type:—Ocean-going Steamers....	1	353	1	934	9	3,404	11	4,691
Inland-waters Steamers....	1	353	...	...	5	1,484	6	1,837
Sailing Vessels.....	...	...	...	...	...	...	...	...
5. Native Craft.....	...	...	...	...	...	...	...	...
Total.....	47	37,723	43	27,997	67	50,693	157	116,413
Same Quarter, 1903.....	94	83,320	88	63,992	123	71,304	305	218,616

CLEARED.	JULY.		AUGUST.		SEPTEMBER.		TOTAL.	
	No.	Tons.	No.	Tons.	No.	Tons.	No.	Tons.
1. Foreign Ocean-going Steamers.....	43	37,813	31	22,825	36	34,834	110	95,472
2. " Inland-waters Steamers.....	8	4,053	12	6,708	9	5,032	29	15,793
3. " Sailing Vessels.....	...	...	...	...	1	411	1	411
4. Chinese-owned Vessels of Foreign type:—Ocean-going Steamers....	1	353	1	934	9	3,404	11	4,691
Inland-waters Steamers....	1	353	...	...	5	1,484	6	1,837
Sailing Vessels.....	...	...	...	...	...	...	...	...
5. Native Craft.....	...	...	...	...	...	...	...	...
Total.....	53	42,572	44	30,467	60	45,165	157	118,204
Same Quarter, 1903.....	97	86,078	81	64,444	127	72,863	305	223,385

Of Sailing Vessels entered— 2 were from Ports in China.	Of Steamers entered— 8 were from Foreign Ports. 147 " " Ports in China.	Of Sailing Vessels cleared— 1 was for Ports in China.	Of Steamers cleared— 7 were for Foreign Ports. 149 " " Ports in China.
2 Entered.	155 Entered.	1 Cleared. Remaining in Port..... 1	156 Cleared. Remaining in Port..... 8





## III. IMPORTS—Continued.

DESCRIPTION OF GOODS.	1901.	1902.	1903.	1904.
<b>WOOLLEN GOODS.</b>				
Camlets.....	<i>Pieces</i> 10	10	...	110
Cloth, Broad, Medium, and Habit.....	<i>Yards</i> 126	222	...	...
"    Russian.....	<i>Pieces</i> 80	40	2,056	2,512
"    ".....	<i>Yards</i> ...	...	...	...
Lastings, Plain and Figured.....	<i>Pieces</i> 280	668	1,040	1,400
Long Ells.....	" 1,741	1,460	670	660
Spanish Stripes.....	<i>Yards</i> 126	42	...	3120
"    ".....	...	...	156	...
<b>METALS.</b>				
Brass and Yellow Metal :—				
Sheets and Plates.....	<i>Piculs</i> ...	...	36	67
Copper :—	129	182	160	152
Ingots, Slabs, Sheets, and Plates.....	<i>Piculs</i> ...	...	...	...
Iron and Mild Steel, New :—				
Bars.....	<i>Piculs</i> 1,790	1,247	2,346	1,355
Nail-rod.....	" 10,355	5,552	2,933	2,709
Sheets and Plates.....	" 1,395	1,937	2,798	3,588
Wire.....	" 839	693	495	172
Iron and Mild Steel, Old.....	" 33,227	27,684	62,410	27,692
Lead, in Pigs and Bars.....	" 2,012	561	656	684
Quicksilver.....	" 3	20	45	5
Steel.....	" 1,530	1,644	2,240	350
Tin, Slabs.....	" 57	120	172	28
Tinned Plates.....	" 431	407	952	196
White Metal.....	" 144	151	110	112
<b>SUNDRIES.</b>				
Buttons, Brass.....	<i>Gross</i> 4,080	4,500	500	4,900
Coal.....	<i>Tons</i> 14,560	47,052	40,641	993
Cotton, Raw.....	<i>Piculs</i> 11,068	10,953	18,194	10,521
Dyes, Aniline.....	<i>Value, Hk. Pk.</i> 25,951	31,349	35,332	34,729
Flour, American.....	<i>Piculs</i> 20,255	1,837	4,519	5,919
Matches, Wood.....	<i>Gross</i> 267,925	107,406	136,077	466,555
Needles.....	<i>Millie</i> 53,320	30,000	17,750	37,900
Oil, Kerosene, American.....	<i>Gallons</i> 607,000	457,680	557,020	996,900
"    Russian.....	...	...	250,000	2,000
Paper, 1st Quality.....	<i>Piculs</i> 2,851	4,723	3,957	6,381
"    2nd.....	" 4,198	4,286	10,949	7,717
"    Joss.....	" 1,736	2,358	2,714	929
Rice.....	" 20,614	470	24,461	34,118
Sapanwood.....	" 135	327	188	66
Seaweed, Russian.....	" 8,668	...	...	...
Silk Piece Goods.....	" 282	...	...	...
Sugar, Brown.....	" 49,044	95,198	318	372
"    Candy.....	" 3,393	1,747	46,801	33,000
"    White.....	" 18,640	45,924	4,576	12,433
Tea, Black.....	" 1,147	940	28,211	80,038
"    Green.....	" 12,153	17,209	14,947	606
Wheat.....	" 924	483	291,374	1,489

IV. EXPORTS.—The principal articles of Export (including Re-exports) to Foreign Countries and Chinese Ports, during the quarter, as compared with the same period of previous years, have been as follows:—

DESCRIPTION OF GOODS.	1901.	1902.	1903.	1904.
Barley, Pearl (Job's Tears)..... <i>Piculs</i>	499	1,288	454	325
Beancake..... "	1,560,754	1,242,124	1,130,038	882,906
Beans..... "	1,669,840	919,041	887,150	452,698
Bristles, Pigs..... "	187	291	198	96
Ginseng, Native..... "	56	66	21	5
Horns, Deer, Old..... "	33	19	7	13
" " Young..... <i>Pairs</i>	285	639	476	2
Jadestone, Hsiu-yen..... <i>Piculs</i>	236	...	882	65
Liquorice..... "	450	127	29	169
Medicines..... <i>Value, Hk. Th</i>	35,129	42,520	51,063	35,069
Millet, Small..... <i>Piculs</i>	3,000	45,255	110,594	...
Oil, Bean..... "	35,937	58,866	30,804	4,452
Opium, Native..... "	...	9	34	77
Prawns and Shrimps, Dried..... "	5,419	3,057	4,542	2,433
Samsu..... "	4,069	7,291	8,164	1,452
Seeds, Melon..... "	1,536	597	9,856	1,000
Silk, Raw, Wild..... "	834	553	460	1,166
" " Refuse..... "	332	144	208	3
Tobacco, Leaf..... "	39	41	306	173
Vernicelli and Macaroni..... "	1,005	399	...	...
Wheat..... "	...	...	438,017	...

V. RE-EXPORTS.—The Re-exports to Chinese Ports of the principal Imports of Foreign and Native origin during the quarter, as compared with the same period of previous years, have been as follows:—

DESCRIPTION OF GOODS.	1901.	1902.	1903.	1904.
<b>COTTON GOODS.</b>				
Shirtings, Grey, American..... <i>Pieces</i>	} 160	} 288	} ...	} ...
" " English..... "				
" " Indian..... "				
" " Japanese..... "				
Sheetings, Grey, Plain, American..... "	100	200	500	...
" " Japanese..... "	...	...	...	1,500
Shirtings, White, Plain..... "	30	200	...	...
Drills, Indian..... "	...	...	...	1,750
T-Cloths, Dutch..... "	} 300	} ...	} ...	} ...
" " English..... "				
" " Japanese..... "				
			1,000	...



## V. RE-EXPORTS—Continued.

DESCRIPTION OF GOODS.	1901.	1902.	1903.	1904.
Printed Cottons :—				
Chintzes and Plain Cotton Prints..... <i>Pieces</i>	100	72	...	60
Dyed Cottons :—				
Cotton Italians, Plain and Figured... <i>Pieces</i>	110	150	130	...
Dyed Turkey Red Cambrics..... "	...	...	...	120
Velvets and Velvetens, Plain..... "	60	...	...	...
Cotton Blankets..... "	17	...	700	...
" Yarn, Indian..... <i>Piculs</i>	54	...	15	...
" " Japanese..... "	168	...	...	...
WOOLLEN GOODS.				
Long Ells..... <i>Pieces</i>	...	...	20	...
METALS.				
Steel..... <i>Piculs</i>	...	50	...	...
FOREIGN SUNDRIES.				
Dyes, Aniline..... <i>Value, Hk. Tls</i>	50	663	448	210
Needles..... <i>Mille</i>	1,500	...	...	...
Sugar, Brown..... <i>Piculs</i>	22	300	...	...
" Candy..... "	5	...	...	...
" White..... "	19	235	232	...
NATIVE SUNDRIES.				
Cloth, Native (Nankeens)..... <i>Piculs</i>	22	...	9	112
Cotton, Raw..... "	260	...	25	...
Medicines..... <i>Value, Hk. Tls</i>	52	612	150	...
Paper, 1st Quality..... <i>Piculs</i>	...	3	23	...
Rice..... "	...	600	...	...
Silk Piece Goods..... "	...	...	1	...
Tea, Green..... "	...	106	66	...

## VI. INTERNAL TRANSIT.—Nil.



VIII. SPECIAL TABLES.—The following Tables give separate statistics in connexion with the Passenger Traffic, the Import and Export of Treasure, and the Export of Beans, Beancake, and Bean Oil :—

## 1°. PASSENGER TRAFFIC.

PASSENGERS TO					PASSENGERS FROM			
SAILING VESSELS.		STREAMERS.			SAILING VESSELS.		STREAMERS.	
Foreigners.	Natives.	Foreigners.	Natives.		Foreigners.	Natives.	Foreigners.	Natives.
...	...	18	49		Shanghai .....	...	...	65
...	...	78	2,279	Chefoo .....	...	...	256	4,978
...	...	15	75	Tientsin .....	...	...	67	317
...	...	...	...	Hongkong .....	...	...	3	11
...	...	...	...	Canton .....	...	...	...	11
...	...	11	...	Japan .....	...	...	47	...
...	...	...	3,655	Inland Waters places	...	...	...	7,036
...	...	122	6,058	TOTAL .....	...	...	438	12,410

## 2°. TREASURE.

COUNTRIES FROM WHICH IMPORTED AND TO WHICH EXPORTED.	IMPORTS.				EXPORTS.			
	GOLD. In Bars.	SILVER.		COPPER CASH.	GOLD. In Bars.	SILVER.		COPPER CASH.
		In Sycee.	In Dollars.			In Sycee.	In Dollars.	
<b>1. FOREIGN COUNTRIES.</b>	<i>Hk. 7h</i>	<i>Hk. 7h</i>	<i>Hk. 7h</i>	<i>Hk. 7h</i>	<i>Hk. 7h</i>	<i>Hk. 7h</i>	<i>Hk. 7h</i>	<i>Hk. 7h</i>
Japan (including Formosa).....	...	...	6,275	...	...	...	...	...
<b>TOTAL : 1. FOREIGN COUNTRIES</b>	...	...	6,275	...	...	...	...	...
<b>2. CHINA.</b>								
Shanghai .....	...	11,000	318,900	...	9,450	44,000	8,400	...
Chefoo .....	...	85,500	182,800	...	...	2,500	79,110	...
<b>TOTAL : 2. CHINA .....</b>	...	96,500	501,700	...	9,450	46,500	87,510	...
<b>TOTAL : 1 and 2. FOREIGN COUNTRIES AND CHINA.....</b>	...	96,500	507,975	...	9,450	46,500	87,510	...
<b>GRAND TOTAL.....</b>	...	...	604,475	...	9,450	134,010	...	...

## 3. BEANS, BEANCAKE, AND BEAN OIL

DESCRIPTION.	To HONGKONG.	To JAPAN.	To CHINESE PORTS.	TOTAL.
Beans ..... <i>Piculs</i>	23,489	50,085	379,124	452,698
Beancake ..... "	...	11,424	871,482	882,906
Bean Oil..... "	641	...	3,811	4,452

IX. REVENUE.—The following Table shows the Dues and Duties (Foreign flag,\* and Transit) collected during the quarter, as compared with the corresponding period of previous years:—

	1902.		1903.		1904.	
	Foreign.	Native.	Foreign.	Native.	Foreign.	Native.
	<i>Hk. \$m.c.c.</i>	<i>Hk. \$m.c.c.</i>	<i>Hk. \$m.c.c.</i>	<i>Hk. \$m.c.c.</i>	<i>Hk. \$m.c.c.</i>	<i>Hk. \$m.c.c.</i>
Import Duty.....	53,819.1.7.1	339.0.0.6	64,458.8.0.9	215.7.2.3	56,167.4.4.7	6,647.6.2.3
Export ".....	127,814.1.6.3	6,642.4.0.3	165,592.9.8.4	8,081.0.4.8	63,200.8.6.5	1,023.5.8.3
Coast Trade Duty.....	22,191.2.3.2	11,820.5.9.6	21,547.0.5.6	10,218.9.5.5	44,476.7.6.9	570.6.1.6
Opium Duty.....	178.9.8.0	320.0.6.3	317.2.8.0	342.5.4.0	180.0.0.0	...
Tonnage Dues.....	3,999.6.0.0	...	12,315.3.0.0	...	2,551.5.0.0	...
<i>Hk. \$k.</i>	208,003.1.4.6	19,122.0.6.8	264,231.4.2.9	18,858.2.6.6	166,576.5.8.1	8,241.8.2.2
Foreign and Native.....	227,125.2.1.4		283,089.6.9.5		174,818.4.0.3	
Transit { Inwards.....	...	...	...	...	...	...
Dues { Outwards.....	...	...	...	...	...	...
Opium { Foreign Flags	288.0.0.0	576.0.0.0	480.0.0.0	576.0.0.0	480.0.0.0	480.0.0.0
Likin { Native Flag...	288.0.0.0	...	96.0.0.0	...	...	...
TOTAL COLLECTION	<i>Hk. \$k.</i> 227,701.2.1.4		<i>Hk. \$k.</i> 283,665.6.9.5		<i>Hk. \$k.</i> 175,298.4.0.3†	
† No Drawbacks marked for cash payment during quarter, to be deducted from } total collection.....					<i>Hk. \$k.</i> Nil.	

\* Chinese registered Ships and Steamers; Chinese Lorchas and Pajicos holding Customs sailing letters; and Chinese Junks chartered by Foreigners.

I am, etc.,

EDWARD GILCHRIST,

Acting Commissioner of Customs.

To the

INSPECTOR GENERAL OF CUSTOMS.

(Received 29th October 1904.)

NATIVE CUSTOM HOUSE,  
NEWCHWANG, 25TH OCTOBER 1904.

SIR,

I.—I have the honour to submit the statistics of the junk trade at this port for the third quarter of the year 1904.

Dues and Duties on all goods arriving or leaving by sea-going junks were collected at Treaty Tariff rates, and Likin at the rate of  $\frac{3}{10}$  per cent. *ad valorem* on Imports and  $\frac{1}{10}$  per cent. *ad valorem* on Exports; exception was made, however, on certain specified articles, which were charged according to a reduced tariff.

Junks engaging in up-river trade were required to pay Tonnage Dues, but no Duty was levied on their cargoes.

The only changes in Revenue procedure during the quarter were the revision of the registration system and alterations in the Duties on Opium and Salt. Formerly all junks, regardless of their size or tonnage, paid registration fees of *Hk. \$* 2.50 annually; but the new system divides junks into 15 classes, according to their tonnage capacity, and these graduated fees are payable every six months. The Duty on Opium was *Hk. \$* 40 per picul formerly, but it was raised to *Hk. \$* 60 per picul. At the same time the Duty on Salt, which was *Hk. \$* 1 per *tan* of 600 catties, was reduced to *Hk. \$* 0.60. So far the result of these changes has been very satisfactory, both to the Customs and merchants.

II. TONNAGE.—The number and movements of sea-going junks, inwards and outwards, during the quarter, are set forth in the following Table:—

	JULY.		AUGUST.		SEPTEMBER.		TOTAL.		
	No.	Piculs.	No.	Piculs.	No.	Piculs.	No.	Piculs.	
Inwards .....	287	181,446	382	154,377	500	264,039	1,269	599,862	
Outwards .....	382	236,091	461	223,782	428	216,762	1,271	676,635	
Of Junks entered—				Of Junks cleared—					
264 were from Tientsin.				155 were for Tientsin.					
215 " " " Chinchow-fu.				205 " " " Chinchow-fu.					
577 " " " Kaichow.				701 " " " Kaichow.					
164 " " " Shantung Ports.				161 " " " Shantung Ports.					
28 " " " Shanghai.				32 " " " Shanghai.					
11 " " " Ningpo.				9 " " " Ningpo.					
12 " " " Foochow.				8 " " " Foochow.					
1,271 Entered.				1,271 Cleared.					

4,487 up-river boats paid Tonnage Dues during the quarter.

1,448 up-river boats and sea-going junks registered during the quarter.

III. IMPORTS.—There were no Imports from Foreign Countries by sea-going junks during the quarter.

IV. IMPORTS.—The principal articles of Foreign origin imported from Chinese Ports by sea-going junks, during the quarter, as compared with the same period of previous years, have been as follows:—

DESCRIPTION OF GOODS.	1901.	1902.	1903.	1904.
COTTON GOODS.				
Shirtings, Grey, Plain, American..... Pieces	...	...	...	...
Sheetings, " " " " " " " " " " " "	3,374	...	...	...
Shirtings, White, " " " " " " " " " " " "	190	...	...	...
Drills, American " " " " " " " " " " " "	...	...	...	...
T-Cloths, 32 inches, English " " " " " " " " " " " "	123	...	...	...
Printed Cottons:—				
Chintzes and Plain Cotton Prints..... Pieces	...	...	...	...
Dyed Cottons:—				
Cotton Italians, Plain and Figured... Pieces	122	...	...	...
Cotton Blankets, Japanese..... " " " " " " " " " " " "	...	...	...	...
WOOLLEN GOODS.				
Lastings, Plain and Figured..... Pieces	28	...	...	...
Long Ells " " " " " " " " " " " "	15	...	...	...
METALS.				
Copper, Unclassed..... Piculs	57	2	...	...
Iron and Mild Steel, New:—				
Hoops..... Piculs	...	...	...	30
Nails, other kinds " " " " " " " " " " " "	57	...	...	7
Iron and Mild Steel, Old:—				
Horseshoes..... Piculs	...	...	...	174
Unclassed " " " " " " " " " " " "	1,912	8	...	...
Lead, in Pigs..... " " " " " " " " " " " "	...	...	...	35
SUNDRIES.				
Flour, American..... Piculs	...	...	...	7,664
Oil, Kerosene, American..... Gallons	300	500	...	1,360
Sugar, Brown..... Piculs	6	...	...	184
" Candy " " " " " " " " " " " "	1	...	...	78
" White..... " " " " " " " " " " " "	5	...	...	564

V. IMPORTS.—The principal articles of Native origin imported from Chinese Ports by sea-going junks, during the quarter, as compared with the same period of previous years, have been as follows:—

DESCRIPTION OF GOODS.	1901.	1902.	1903.	1904.
Bamboo Brooms..... Pieces	79,833	25,900	63,144	62,364
Beans..... Piculs	20,077	1,026	986	244
Caps, Felt..... Pieces	12,464	24,482	10,310	...
Chinaware, Coarse..... Piculs	37,421	44,466	66,955	20,181
Clams..... " " " " " " " " " " " "	3,590	2,877	4,730	2,063
Cloth, Native (Nankens)..... " " " " " " " " " " " "	13,589	33,624	36,017	29,612
Coal..... Tons	10,229	9,088	13	949
Fish, Dried and Salt..... Piculs	5,749	5,239	9,848	4,074
Fruits, Fresh..... " " " " " " " " " " " "	8,036	299	5,191	2,308

## V. IMPORTS—Continued.

DESCRIPTION OF GOODS.	1901.	1902.	1903.	1904.
Grain :—				
Maize..... <i>Piculs</i>	12	55	15	...
Millet, Small..... "	...	92	590	810
" Tall..... "	...	153	45	...
" Miscellaneous..... "	7,466	...	...	...
Rice..... "	602	50	97	7,700
Wheat..... "	5,055	3,221	13,514	64,562
Hides, Cow and Buffalo..... "	627	3,049	969	1,662
Iron Pans..... <i>Pieces</i>	23,090	45,619	107,204	31,474
Mats..... "	91,072	200,447	283,814	11,793
Medicines..... <i>Value, Hk. Tls</i>	11,001	6,363	18,960	2,121
Oil, Bean..... <i>Piculs</i>	...	...	...	...
Paper, 1st Quality..... "	2,180	1,794	1,721	517
" 2nd..... "	116	...	...	3,533
" Lo-hai..... <i>Value, Hk. Tls</i>	152,625	76,791	266,533	305,343
Pears, Fresh..... <i>Piculs</i>	4,934	540	5,255	749
Pottery..... <i>Pieces</i>	5,576	7,402	11,881	4,727
"..... <i>Pieces</i>	3,785,071	8,054,885	5,280,133	4,699,993
Prawns and Shrimps, Dried..... <i>Piculs</i>	17,699	27,012	16,877	22,719
Salt..... "	37,796	185,485	215,706	...
Samshu..... "	1,286	3,008	4,473	2,065
Silk, Raw, Yellow..... "	28	29	...	...
Tea..... "	1,331	2,064	201	79
Timber, Beams and Planks..... <i>Pieces</i>	11,132	4,401	27,864	6,390
" Poles..... "	17,215	16,373	1,240	887
Woodware..... <i>Piculs</i>	1,768	808	1,038	538

VI. EXPORTS.—There were no articles of Native origin exported to Foreign Countries by sea-going junks during the quarter.

VII. EXPORTS.—The principal articles of Native origin exported to Chinese Ports by sea-going junks, during the quarter, as compared with the same period of previous years, have been as follows :—

DESCRIPTION OF GOODS.	1901.	1902.	1903.	1904.
Beancake..... <i>Piculs</i>	117,240	76,041	36,906	74,560
Beans..... "	167,380	97,907	53,445	55,844
Grain :—				
Barley..... <i>Piculs</i>	70	206	...	...
Maize..... "	3,477	31,770	1,751	...
Millet, Small..... "	...	156,879	59,378	4,851
" Tall..... "	...	227,541	28,824	18,665
" Miscellaneous..... "	429,173	27	102	...
Wheat..... "	4,655	12,247	25,652	1,835
Hemp..... "	492	155	109	34
Hides, Cow..... "	59	7	...	...
Indigo, Liquid..... "	1,804	463	27	...
Jute..... "	992	627	3,374	614
Liquorice..... "	10	17	40	...

## VII. EXPORTS—Continued.

DESCRIPTION OF GOODS.	1901.	1902.	1903.	1904.
Mats..... <i>Pieces</i>	3,438	1,007	136	...
Medicines..... <i>Value, Hk. Ts</i>	6,787	15,549	10,656	4,281
Oil, Bean..... <i>Piculs</i>	85,212	73,120	70,883	40,670
" Castor..... "	6,861	8,042	4,988	5,858
Potash..... "	6,395	5,597	2,507	2,156
Samsu..... "	5,190	9,165	3,996	5,568
Seed, Sesamum..... "	1,103	162	84	...
Shrimp Skin..... "	418	52	125	288
Soda..... "	3,177	170	207	762
Tobacco, Leaf..... "	532	267	1,197	452

VIII. RE-EXPORTS.—The principal articles of Foreign and Native origin re-exported to Chinese Ports by sea-going junks, during the quarter, as compared with the same period of previous years, have been as follows :—

DESCRIPTION OF GOODS.	1901.	1902.	1903.	1904.
<b>COTTON GOODS.</b>				
Sheetings, Grey, Plain, American..... <i>Pieces</i>	1,551	627	301	1,533
Drills, American..... "	169	67	90	425
Cotton Yarn, Indian..... <i>Piculs</i>	...	...	...	478
" " Japanese..... "	112	11	75	40
<b>METALS.</b>				
Iron and Mild Steel, New :—				
Bars..... <i>Piculs</i>	2	...	3	77
Nail-rod..... "	...	...	...	1
Iron and Mild Steel, Old :—				
Cart Tires..... <i>Piculs</i>	...	...	...	259
Horseshoes..... "	...	...	...	158
Unclassed..... "	451	...	...	427
Lead, in Pigs and Bars..... "	...	...	...	...
Steel, Bars..... "	...	...	...	3
<b>FOREIGN SUNDRIES.</b>				
Flour, American..... <i>Piculs</i>	332	16	4	2,670
Matches, Wood..... <i>Gross</i>	6,498	596	1,016	7,248
Sugar, Brown..... <i>Piculs</i>	928	67	78	1,852
" White..... "	344	41	7	2,073
<b>NATIVE SUNDRIES.</b>				
Bamboo Brooms..... <i>Pieces</i>	36,966	9,983	7,968	28,330
Cloth, Native (Nankeens)..... <i>Piculs</i>	52	5	...	69
Cotton, Raw..... "	17	21	...	62
Eggs, Preserved..... <i>Pieces</i>	8,400	8,800	...	19,690
Ginger, Fresh..... <i>Piculs</i>	203	144	370	158
Paper, 1st Quality..... "	55	23	91	41
" 2nd..... "	11	...	...	118
" Joss..... "	3	...	...	4
Tea..... "	8	...	...	39
Timber, Planks and Beams..... <i>Pieces</i>	216	182	216	399
" Poles..... "	1,520	3,458	143	429



IX. INTERNAL TRANSIT.—The Native Goods brought from the Interior during the quarter, as compared with the same period of previous years, have been as follows:—

DESCRIPTION OF GOODS.	1901.	1902.	1903.	1904.
Opium, Native .....	399.50	15.03	86.10	195.20½
Salt.....	...	43,592	22,956	4,560

X. REVENUE.—The following Table shows the Dues, Duties, and Likin collected during the quarter, as compared with the corresponding period of previous years:—

	1901.	1902.	1903.	1904.
	<i>Hk. Tam.c.c.</i>	<i>Hk. Tam.c.c.</i>	<i>Hk. Tam.c.c.</i>	<i>Hk. Tam.c.c.</i>
Import Duty .....	31,564.8.9.0*	28,459.9.2.2	28,313.7.5.2	25,749.4.5.2
Export „ .....	36,863.8.3.0	27,308.3.1.9	18,378.5.9.3	17,857.9.7.9
Coast Trade Duty.....	13,251.6.2.0	14,928.2.2.6	17,332.3.4.4	11,686.0.8.3
Tonnage Dues.....	11,129.7.1.5	10,506.1.0.3	8,397.9.7.8	4,300.0.3.9
Inward Likin.....	12,586.8.8.9	17,083.3.3.4	19,616.1.8.5	16,545.3.6.9
Outward „ .....	9,622.4.9.4	7,968.2.7.4	5,458.0.1.6	4,787.2.9.6
Opium Tax † .....	15,119.0.7.5	601.4.5.0	3,443.7.0.0	8,868.0.0.0
Salt Tax.....	...	38,179.4.0.0	39,777.0.0.0	536.0.0.0
Registration Fees.....	...	...	...	3,726.5.0.0
TOTAL COLLECTION..... <i>Hk. Tam.</i>	130,138.5.1.3	145,035.0.2.8	140,717.5.6.8	94,056.7.1.8

\* Including Salt Tax.

† Including *Lo-Hi-Ohion* and Likin.

I am, etc.,

R. KUROSAWA,

*Acting Deputy Commissioner in Charge.*

To the

INSPECTOR GENERAL OF CUSTOMS.

(Received 27th October 1904.)

## CUSTOM HOUSE,

TIENTSIN, 14TH OCTOBER 1904.

SIR,

I.—In conformity with the instructions contained in your Circulars Nos. 21 of 1869, 14 of 1872, and 6 of 1875, I now transmit to the Statistical Department at Shanghai, for publication, the statistics of the trade of this port for the third quarter of the year 1904.

II. TONNAGE.—The number, tonnage, and movements of vessels, entered and cleared during the quarter, are set forth in the following Table:—

ENTERED.	JULY.		AUGUST.		SEPTEMBER.		TOTAL.	
	No.	Tons.	No.	Tons.	No.	Tons.	No.	Tons.
1. Foreign Ocean-going Steamers.....	44	48,241	47	51,690	47	55,758	138	155,689
2. " Steam-launches.....	10	302	7	283	6	191	23	776
3. " Sailing Vessels.....	...	...	...	...	...	...	...	...
4. Chinese-owned Vessels of Foreign type:—Ocean-going Steamers.....	23	23,742	24	26,439	24	23,774	71	73,955
Steam-launches.....	...	...	1	47	2	94	3	141
Sailing Vessels.....	...	...	...	...	...	...	...	...
5. Native Craft.....	...	...	...	...	...	...	...	...
Total.....	77	72,285	79	78,459	79	79,817	235	230,561
Same Quarter, 1903.....	77	84,097	73	72,817	64	65,700	214	222,614
'CLEARED.	JULY.		AUGUST.		SEPTEMBER.		TOTAL.	
	No.	Tons.	No.	Tons.	No.	Tons.	No.	Tons.
1. Foreign Ocean-going Steamers.....	45	51,652	44	48,679	47	55,705	136	156,036
2. " Steam-launches.....	12	435	7	270	8	317	27	1,022
3. " Sailing Vessels.....	...	...	...	...	1	411	1	411
4. Chinese-owned Vessels of Foreign type:—Ocean-going Steamers.....	24	24,901	23	26,113	25	24,100	72	75,114
Steam-launches.....	1	47	1	47	3	117	5	211
Sailing Vessels.....	...	...	...	...	...	...	...	...
5. Native Craft.....	...	...	...	...	...	...	...	...
Total.....	82	77,035	75	75,109	84	80,650	241	232,794
Same Quarter, 1903.....	78	85,074	73	72,817	64	65,700	215	223,591
Of Sailing Vessels entered—	Of Steamers entered—		Of Sailing Vessels cleared—		Of Steamers cleared—			
Nil.	186 were from Ports in China. 27 " " Foreign Ports. 22 " " Inland Waters.		1 * was for Ports in China.		182 were for Ports in China. 35 " " Foreign Ports. 23 " " Inland Waters.			
	235 Entered.		1 Cleared.		240 Cleared.			
			Remaining in Port.....Nil.		Remaining in Port.....4			

\* Lighter for Newchwang.

III. IMPORTS.—The principal articles of Import from Foreign Countries and Chinese Ports, during the quarter, as compared with the same period of previous years, have been as follows :—

DESCRIPTION OF GOODS.	1901.	1902.	1903.	1904.
OPIUM.				
Malwa.....	134	87	59.22	43
Patna.....	13.20	28.80	31.20	22.80
COTTON GOODS.				
Shirtings, Grey, Plain, American.....	229,579	355,458	23,795	4,086
"    "    "    English.....			125,476	156,855
Sheetings, Grey, Plain, American.....	392,965	557,096	126,445	247,536
"    "    "    English.....	5,660	1,980	2,720	26,186
"    "    "    Japanese.....	...	...	6,680	40,240
Shirtings, White, Plain, American.....	133,988	236,216	1,625	733
"    "    "    Dutch.....			11,450	300
"    "    "    English.....	...	...	57,655	80,182
Drills, American.....	109,816	186,525	70,668	29,355
"    "    "    Dutch.....	630	675	600	600
"    "    "    English.....	784	3,650	2,430	5,330
"    "    "    Indian.....	58	150	...	10,650
"    "    "    Japanese.....	...	...	22,179	64,345
Jeans, American.....	10,770	27,991	4,440	2,220
"    "    "    Dutch.....	850	5,150	...	2,011
"    "    "    English.....	1,020	12,051	7,430	12,945
T-Cloths, English.....	34,093	135,268	16,598	39,436
"    "    "    Japanese.....			15,850	36,765
"    "    "    Dutch.....	...	...	500	4,734
Lawns.....	2,318	12,394	3,661	3,467
Muslins.....	22,788	68,184	44,355	32,097
Chintzes and Plain Cotton Prints.....	...	...	2,879	6,062
Printed Sateens, Reps, etc.....	...	...	14,061	12,051
T-Cloths.....	...	...	12,793	28,920
Cotton Italians, Plain, Fast Black.....	9,544	29,750	151	2,523
"    "    "    Coloured.....			4,176	7,376
"    "    "    Figured.....	8,024	40,620	6,041	6,385
"    "    "    Lastings, Plain.....	...	...	17,778	33,181
"    "    "    Figured.....	...	...	...	...
Dyed Shirtings, Figured, Brocaded, and Spotted.....	2,868	2,393	2,552	1,444
"    "    "    and Sheetings, Plain.....	1,043	5,313	5,791	6,154
Turkey Red Cambrics.....	13,336	13,731	3,045	7,271
"    "    "    Shirtings.....	...	...	11,235	17,238
Cotton Spanish Stripes.....	906	4,409	1,708	2,615
"    "    "    Flannel.....	4,407	2,836	1,610	4,326
Mosquito Netting.....	11,716	31,446	5,500	26,825
Cotton Blankets.....	80	499	2,330	31,441
"    "    "    Japanese.....	...	...	18	770
Handkerchiefs.....	9,565	19,953	5,040	8,505
"    "    "    Japanese.....			20	120
Towels, Honeycomb and Huckaback.....	...	...	5,424	1,000
"    "    "    Honeycomb and Huckaback, Japanese.....	18,790	90,858	3,329	...
"    "    "    other kinds.....	...	...	18,073	9,542
"    "    "    Japanese.....	...	...	1,133	34,497
Cotton Yarn, English.....	1,800	2,924	299	123
"    "    "    Indian.....	39,660	35,332	36,621	26,902
"    "    "    Japanese.....	22,332	12,687	21,757	17,397
"    "    "    Thread, on Spools.....	...	...	3,783	4,945

## III. IMPORTS—Continued.

DESCRIPTION OF GOODS.	1901.	1902.	1903.	1904.
<i>Chinese Cotton Goods.*</i>				
Cotton Yarn, Shanghai..... <i>Piculs</i>	8,004	7,371	2,448	10,184
WOOLLEN GOODS.				
Camlets, English..... <i>Pieces</i>	500	362	936	1,054
Cloth, Broad and Medium..... <i>Yards</i>	...	...	6,296	5,201
"    Russian..... <i>"</i>	...	...	3,722	400
Lastings, Plain and Figured..... <i>Pieces</i>	734	878	1,650	1,100
Long Ells..... <i>"</i>	340	640	680	1,250
Spanish Stripes..... <i>Yards</i>	538	161	...	...
..... <i>"</i>	...	...	21,650	11,580
MISCELLANEOUS PRICE GOODS.				
Canvas..... <i>Pieces</i>	24	146	...	...
..... <i>Yards</i>	...	...	2,460	3,900
METALS.				
Iron and Mild Steel, New:—				
Bars..... <i>Piculs</i>	2,310	9,295	2,971	2,933
Hoops..... <i>"</i>	...	...	3,192	1,581
Nail-rod..... <i>"</i>	109	3,444	403	539
Nails, Wire..... <i>"</i>	...	...	2,118	1,291
"    other kinds..... <i>"</i>	...	...	293	8
Sheets and Plates..... <i>"</i>	...	...	1,356	2,371
Iron and Mild Steel, Old:—				
Bars..... <i>Piculs</i>	...	...	940	1,397
Hoops..... <i>"</i>	...	...	1,014	1,178
Horseshoes..... <i>"</i>	...	...	7,311	10,539
Plates..... <i>"</i>	...	...	431	448
Scrap..... <i>"</i>	3,858	9,486	597	408
Wire..... <i>"</i>	...	...	20	358
Iron, Galvanized:—				
Sheets, Corrugated..... <i>Piculs</i>	2,042	6,337	2,452	2,469
"    Plain..... <i>"</i>				
Lead, in Pigs and Bars..... <i>"</i>	94	156	189	938
Steel, Bamboo..... <i>"</i>	590	2,893	574	1,125
FOREIGN SUNDRIES.				
Aniseed, Star..... <i>Piculs</i>	329	427	225	910
Buttons, Brass..... <i>Gross</i>	400	9,400	35,910	53,062
"    Fancy..... <i>"</i>	...	...	16,352	34,073
Cigarettes..... <i>Value, Hk. Tls</i>	106,242	131,100	78,798	145,209
Dyes, Aniline..... <i>"</i>	55,868	203,659	64,512	71,780
Flour..... <i>Piculs</i>	...	5,399	7,230	3,239
Glass, Window..... <i>Boxes</i>	2,484	12,785	7,298	6,286
Glassware..... <i>Piculs</i>	655	1,152	140	458
Hardware..... <i>Value, Hk. Tls</i>	...	266,165	35,524	27,230
Indigo, Liquid..... <i>Piculs</i>	7	2,436	847	1,674
Lace, Cotton..... <i>Pieces</i>	36,750	29,730	65,437	28,969
Lung-ngan Pulp..... <i>Piculs</i>	...	129	109	14
Machinery..... <i>Value, Hk. Tls</i>	85,905	58,014	83,683	39,288
Matches..... <i>Gross</i>	498,934	826,780	772,452	1,442,996
Needles..... <i>Mille</i>	188,500	694,050	141,650	91,250

\* Steam Factory products.

## III. IMPORTS—Continued.

DESCRIPTION OF GOODS.	1901.	1902.	1903.	1904.
Oil, Kerosene, American..... Gallons	561,000	2,157,900	705,000	1,177,990
" " Russian..... "	1,370,000	3,337,290	1,454,990	2,816,200
" " Sumatra..... "	...	...	864,343	102,500
Paper, Unclassed..... Piculs	...	...	3,000	11,830
Railway Materials..... Value, Hk. Tls	896,038	564,889	1,004,723	964,679
Seaweed, Japan, 1st Quality..... Piculs	12,714	10,941	5,009	9,516
Soap, Bar..... "	...	...	2,437	2,127
" Toilet..... Value, Hk. Tls	...	...	11,543	33,834
Sugar, Brown..... Piculs	30,955	102,615	52,575	64,344
" Candy..... "	...	...	5,959	21,522
" Refined..... "	21,869	69,237	20,811	14,270
" White..... "	28,059	31,079	7,436	31,482
Tea Dust, Japanese..... "	2,857	429	...	924
" Green, "..... "	2,549	2,807	72	1,923
Timber, Planks, Soft-wood..... Sq. feet	...	...	3,891,539	1,804,013
NATIVE SUNDRIES.				
Arsenic..... Piculs	692	1,814	935	1,477
Oil, Wood..... "	7,842	11,116	8,695	8,582
Paper, 1st Quality..... "	4,348	10,642	5,728	7,016
" 2nd..... "	17,646	28,829	18,244	18,495
Rice..... "	64,905	63,193	247,176	385,440
" Tribute..... "	270,809	540,526	1,002,813	600,039
Silk Piece Goods..... "	133	594	106	217
Sugar, Brown..... "	12,497	25,009	9,097	11,364
" Candy..... "	931	4,545	5,663	4,400
" White..... "	21,273	36,675	27,285	40,646
Tea, Black, for Russia..... "	11,313	23,649	9,621	11,547
" Brick, "..... "	11,011	8,012	932	23,732
Tobacco, Prepared..... "	2,416	2,959	1,225	2,134
Wheat..... "	...	...	9,928	623

IV. EXPORTS.—The principal articles of Export (including Re-exports) to Foreign Countries and Chinese Ports, during the quarter, as compared with the same period of previous years, have been as follows:—

DESCRIPTION OF GOODS.	1901.	1902.	1903.	1904.
Almonds..... Piculs	3,417	2,358	2,955	3,390
Beans and Peas..... "	...	2,510	...	6,804
Bones, Refuse..... "	...	12,453	...	17,141
Bristles..... "	2,971	5,978	5,098	6,416
Carpets..... Pieces	690	1,059	105	573

## IV. EXPORTS—Continued.

DESCRIPTION OF GOODS.	1901.	1902.	1903.	1904.
Coal, Kaiping..... <i>Tons</i>	23,552	9,620	715	500
" for Steamers use..... <i>Tons</i>	2,736	10,355	7,740	11,887
Curiosities..... <i>Value, Hk. Tls</i>	34,383	18,743	12,302	29,995
Dates, Black..... <i>Piculs</i>	1,556	3,817	3,052	2,021
" Red..... <i>"</i>	1,670	4,769	2,128	6,757
Ground-nuts..... <i>"</i>	23,832	23,681	12,055	12,191
Hair, Horse..... <i>"</i>	1,036	1,798	1,605	1,975
Hats, Straw..... <i>Pieces</i>	41,820	53,800	57,000	102,780
Hides, Cow and Buffalo..... <i>Piculs</i>	2,237	1,540	188	2,163
Horns, Deer, Young..... <i>Pairs</i>	255	42	8	34
Jute..... <i>Piculs</i>	4,691	7,332	451	14,071
Liquorice..... <i>"</i>	1,664	2,250	2,444	3,865
Medicines..... <i>Value, Hk. Tls</i>	138,394	204,299	147,025	162,127
Mushrooms..... <i>Piculs</i>	386	347	131	100
Pears, Fresh..... <i>"</i>	6,857	9,976	13,294	19,022
Samshu..... <i>"</i>	4,984	13,127	5,945	12,546
" Medicated..... <i>"</i>	3,305	4,247	5,894	9,265
Seeds, Melon..... <i>"</i>	2,362	1,114	1,269	4,750
Shoes and Boots, Silk and Cotton..... <i>Pairs</i>	3,900	1,506	784	3,077
Skin (Fur) Clothing..... <i>Pieces</i>	134,554	210,253	129,352	191,655
" Rugs, Goat..... <i>"</i>	230,843	295,874	111,623	444,694
" Sheep..... <i>"</i>	43,542	23,421	58,745	140,360
Skins (Furs), Fox..... <i>"</i>	505	1,551	1,019	5,054
" Goat, Tanned..... <i>"</i>	47,632	93,651	110,483	171,625
" Untanned..... <i>"</i>	200,963	74,580	55,078	14,879
" Lamb..... <i>"</i>	83,247	258,894	323,438	234,881
" Sheep..... <i>"</i>	35,468	53,190	65,599	22,523
Soda..... <i>Piculs</i>	3,325	9,527	476	2,390
Straw Braid, Coloured..... <i>"</i>			540	56
" Mottled..... <i>"</i>	13,583	9,867	5,310	6,921
" White..... <i>"</i>			2,213	2,766
Vegetables, Salted..... <i>"</i>	411	5,182	2,917	3,796
Walnut Pulp..... <i>"</i>	...	...	1,005	196
Walnuts..... <i>"</i>	703	2,212	1,896	2,030
Wool, Camels..... <i>"</i>	4,470	2,480	970	1,289
" Goats..... <i>"</i>	285	112	35	767
" Sheep's..... <i>"</i>	17,150	17,450	15,795	46,280

V. RE-EXPORTS.—The Re-exports to Chinese Ports of the principal Imports of Foreign and Native origin, during the quarter, as compared with the same period of previous years, have been as follows:—

DESCRIPTION OF GOODS.	1901.	1902.	1903.	1904.
FOREIGN SUNDRIES.				
Buttons, Brass..... <i>Gross</i>	...	...	700	200
" Fancy..... <i>"</i>	3,700	900	...	200
Dyes, Aniline..... <i>Value, Hk. Tls</i>	5,593	1,627	615	2,510
Needles..... <i>Mille</i>	15,750	15,500	10,500	6,500

VI. INTERNAL TRANSIT.—The following Table gives a list of the principal Foreign Goods conveyed to, and Native Goods brought from, the Interior under Transit Passes, during the quarter, as compared with the same period of previous years:—

DESCRIPTION OF GOODS.	1901.	1902.	1903.	1904.	
<b>FOREIGN GOODS CONVEYED TO THE INTERIOR.</b>					
<b>COTTON GOODS.</b>					
Shirtings, Grey, Plain.....	Pieces	...	194,084	177,559	141,231
Sheetings, American.....	"	...	321,261	252,663	188,774
"    English.....	"	...	11,305	7,390	3,255
Shirtings, White, Plain.....	"	...	50,992	53,175	55,295
Drills, American.....	"	...	188,644	164,182	84,568
"    English.....	"	...	38,107	52,245	22,622
Jeans, American.....	"	...	28,623	18,539	12,938
"    English.....	"	...	5,917	8,164	9,168
T-Cloths.....	"	...	48,467	53,872	43,265
Lawns and Muslins.....	"	...	496	3,860	4,019
Chintzes and Plain Cotton Prints.....	"	...	9,944	10,982	10,268
Printed T-Cloths.....	"	...	57,113	46,865	37,426
Cotton Italians.....	"	...	22,100	26,041	28,262
"    Lastings.....	"	...	15,579	15,774	10,303
Dyed Shirtings, Figured, Brocaded, and Spotted.....	"	...	45,518	42,620	35,593
"    Drills.....	"	...	...	9,664	9,664
"    Shirtings and Sheetings, Plain.....	"	...	115,410	60,502	59,162
"    T-Cloths.....	"	...	...	...	2,317
Turkey Red Cambrics.....	"	...	410	43	...
"    Shirtings.....	"	...	22,275	15,709	18,691
Cotton Spanish Stripes.....	"	...	2,783	2,100	2,699
"    Flannel.....	"	...	9,387	4,143	9,741
Handkerchiefs.....	Dozens	...	...	...	157
"    Japanese.....	"	...	17,873	10,594	23,700
Towels.....	"	...	...	...	127
"    Japanese.....	"	...	18,512	9,215	12,422
Cotton Yarn, Indian.....	Piculs	...	52,444	35,022	27,195
"    Japanese.....	"	...	17,389	23,655	10,753
"    Thread, in Balls.....	"	...	4,894	2,366	3,474
"    "    on Spools.....	Gross	...	5,748	7,987	7,328
<b>WOOLLEN GOODS.</b>					
Lastings.....	Pieces	...	1,334	1,620	1,161
Long Ells.....	"	...	1,241	971	977
Spanish Stripes.....	Yards	...	143	272	...
Woollen Yarn.....	Piculs	...	18	31	5,728
"    50					
<b>METALS.</b>					
Iron, Bars.....	Piculs	...	459	579	682
"    Nails.....	"	...	264	764	865
"    Sheets and Plates.....	"	...	343	485	712
"    Wire.....	"	...	334	494	470
"    Old.....	"	...	6,926	11,394	6,924
Lead, in Pigs and Bars.....	"	...	662	281	741
Tinned Plates, Plain.....	"	...	59	491	54
Steel.....	"	...	2,262	1,633	1,018
White Metal, Sheets.....	"	...	54	128	159
<b>SUNDRIES.</b>					
Basins, Tin.....	Dozens	...	2,284	2,123	1,502
Boxes, ".....	Gross	...	590	898	1,328
Braid, Llana.....	Piculs	...	8	24	66
Buttons, Brass.....	Gross	...	33,146	45,747	52,430

## VI. INTERNAL TRANSIT—Continued.

DESCRIPTION OF GOODS.	1901.	1902.	1903.	1904.
Buttons, Fancy.....	<i>Gross</i> ...	26,836	3,076	2,832
Candles.....	<i>Boxes</i> ...	1,394	1,048	1,372
Cement.....	<i>Piculs</i> ...	7,041	...	5,808
Cigarettes.....	<i>Value, Hk.Th</i> ...	48,023	53,982	29,577
Clocks.....	<i>Pieces</i> ...	478	1,226	2,376
Dyes, Aniline.....	<i>Value, Hk.Th</i> ...	169,402	2,0736	105,708
Glass, Window.....	<i>Boxes</i> ...	2,706	2,077	1,043
Indigo, Liquid.....	<i>Piculs</i> ...	199	240	182
Isinglass.....	<i>"</i> ...	8	86	81
Lace, Cotton.....	<i>Pieces</i> ...	4,564	10,550	10,668
Logwood Extract.....	<i>Piculs</i> ...	980	840	851
Machinery.....	<i>Value, Hk.Th</i> ...	4,648	8,194	7,391
Matches, Japan.....	<i>Gross</i> ...	171,142	696,762	873,797
Needles.....	<i>Mille</i> ...	162,226	104,112	111,175
Oil, Kerosene, American.....	<i>Gallons</i> ...	1,081,090	891,280	1,987,410
" " Russian.....	<i>"</i> ...	2,223,660	1,243,280	3,190,220
Paper, 1st Quality.....	<i>Piculs</i> ...	3,414	4,831	5,495
" Wall.....	<i>Rolls</i> ...	3,653	12,182	12,410
Railway Materials.....	<i>Value, Hk.Th</i> ...	269,208	111,368	78,512
Seaweed.....	<i>Piculs</i> ...	15,513	8,257	6,497
Silk and Cotton Ribbons.....	<i>Pieces</i> ...	24,817	16,797	37,010
Soap, Bar.....	<i>Boxes</i> ...	3,598	1,266	...
" " Toilet.....	<i>Piculs</i> ...	...	...	424
Soda.....	<i>Value, Hk.Th</i> ...	11,704	4,840	10,026
Sugar, Brown.....	<i>Piculs</i> ...	1,317	1,642	3,684
" Candy.....	<i>"</i> ...	28,951	39,817	39,948
" White.....	<i>"</i> ...	6,672	7,505	7,693
Thread, Gold and Silver, Imitation.....	<i>Catties</i> ...	40,382	27,852	36,612
		1,045	2,420	1,553
<b>NATIVE GOODS BROUGHT FROM THE INTERIOR.</b>				
Bones, Refuse.....	<i>Piculs</i> ...	...	6,657	6,729
Bristles.....	<i>"</i> ...	3,707	4,348	5,221
Hair, Horse.....	<i>"</i> ...	2,021	1,337	2,554
Hats, Straw.....	<i>Pieces</i> ...	72,570	59,700	31,200
Hides, Cow.....	<i>Piculs</i> ...	...	164	1,634
Jute.....	<i>"</i> ...	...	...	14,529
Skin (Fur) Clothing.....	<i>Pieces</i> ...	...	107,462	164,381
" Rugs, Goat.....	<i>"</i> ...	258,414	146,087	396,386
" Sheep.....	<i>"</i> ...	113,528	71,550	134,840
Skins (Furs), Fox.....	<i>"</i> ...	...	425	1,445
" Goat.....	<i>"</i> ...	...	116,557	189,867
" Untanned.....	<i>"</i> ...	34,716	17,458	47,068
" Kid.....	<i>"</i> ...	...	16,142	6,514
" Lamb.....	<i>"</i> ...	...	42,634	269,105
" Untanned.....	<i>"</i> ...	320,577	406,245	...
" Marmot, Untanned.....	<i>"</i> ...	...	6,899	...
" Sable.....	<i>"</i> ...	...	...	480
" Sheep.....	<i>"</i> ...	...	8,921	15,457
" Untanned.....	<i>"</i> ...	25,342	32,046	3,940
" Weasel.....	<i>"</i> ...	...	...	1,200
" Wolf.....	<i>"</i> ...	...	607	508
Straw Braid, Coloured.....	<i>Piculs</i> ...	...	312	...
" Mottled.....	<i>"</i> ...	16,814	6,583	4,303
" White.....	<i>"</i> ...	...	1,746	2,958
Wool, Camels.....	<i>"</i> ...	3,629	1,785	2,579
" Goats.....	<i>"</i> ...	...	599	3,792
" Sheep's.....	<i>"</i> ...	29,007	30,356	63,499



VII. OPIUM.—The following Table shows the quantity of all descriptions of Opium in Bond on the first day of the quarter, the Arrivals and Departures during the quarter, and the quantity left in Bond at the close of the quarter:—

	MALWA.		PATNA.		PERSIAN.		TOTAL CRUDE.	BOILED.
	Chests.	Piculs.	Chests.	Piculs.	Chests.	Piculs.	Piculs.	Piculs.
<b>A.—IN BOND on 1st July:—</b>								
1. Arrivals from Foreign Countries	...	...	...	...	...	...	...	...
2. " " Treaty Ports.....	3	3	...	...	...	...	3	...
<b>TOTAL A.: In Bond .....</b>	<b>3</b>	<b>3</b>	...	...	...	...	<b>3</b>	...
<b>B.—ARRIVALS during the quarter:—</b>								
1. From Hongkong.....	...	...	...	...	...	...	...	...
2. " Macao.....	...	...	...	...	...	...	...	...
3. " other Foreign Countries.....	...	...	...	...	...	...	...	...
4. " Shanghai .....	43	43	19	22.80	...	...	65.80	...
5. " other Treaty Ports.....	...	...	...	...	...	...	...	...
<b>TOTAL B.: Arrivals.....</b>	<b>43</b>	<b>43</b>	<b>19</b>	<b>22.80</b>	...	...	<b>65.80</b>	...
<b>TOTAL: A. In Bond plus B. Arrivals</b>	<b>46</b>	<b>46</b>	<b>19</b>	<b>22.80</b>	...	...	<b>68.80</b>	...
<b>C.—DEPARTURES:—</b>								
<b>1. Released, Duty and Likin paid:—</b>								
<b>(a.) From Ship direct under Landing Permit .....</b>								
(b.) From Bond .....	39	39	19	22.80	...	...	61.80	...
<b>TOTAL: Duty and Likin paid Deduct Re-export of Duty and Likin paid Opium ...</b>	<b>39</b>	<b>39</b>	<b>19</b>	<b>22.80</b>	...	...	<b>61.80</b>	...
<b>NET TOTAL: 1 .....</b>	<b>39</b>	<b>39</b>	<b>19</b>	<b>22.80</b>	...	...	<b>61.80</b>	...
<b>2. Re-exported, Duty and Likin unpaid:—</b>								
<b>(a.) To Foreign Ports:</b>								
From Bond .....	...	...	...	...	...	...	...	...
Direct Transhipment ...	...	...	...	...	...	...	...	...
<b>(b.) To Treaty Ports:</b>								
From Bond .....	...	...	...	...	...	...	...	...
Direct Transhipment ...	...	...	...	...	...	...	...	...
<b>TOTAL: Re-exported, Duty and Likin unpaid .....</b>	<b>...</b>	<b>...</b>	<b>...</b>	<b>...</b>	<b>...</b>	<b>...</b>	<b>...</b>	<b>...</b>
<b>Add Re-export of Duty and Likin paid Opium to Foreign Ports .....</b>	<b>...</b>	<b>...</b>	<b>...</b>	<b>...</b>	<b>...</b>	<b>...</b>	<b>...</b>	<b>...</b>
<b>Add Re-export of Duty and Likin paid Opium to Treaty Ports .....</b>	<b>...</b>	<b>...</b>	<b>...</b>	<b>...</b>	<b>...</b>	<b>...</b>	<b>...</b>	<b>...</b>
<b>TOTAL: Re-exports, 2 .....</b>	<b>...</b>	<b>...</b>	<b>...</b>	<b>...</b>	<b>...</b>	<b>...</b>	<b>...</b>	<b>...</b>
<b>TOTAL C.: Departures, 1 and 2.....</b>	<b>39</b>	<b>39</b>	<b>19</b>	<b>22.80</b>	...	...	<b>61.80</b>	...
<b>D.—IN BOND on 30th September:—</b>								
<b>(a.) Arrivals from Foreign Countries .....</b>								
(b.) Arrivals from Treaty Ports	7	7	...	...	...	...	7	...
<b>TOTAL D.: In Bond .....</b>	<b>7</b>	<b>7</b>	...	...	...	...	<b>7</b>	...

VIII. SPECIAL TABLES.—The following Tables give separate statistics in connexion with the Import and Export of Treasure and the Passenger Traffic:

1°. TREASURE.

COUNTRIES FROM WHICH IMPORTED AND TO WHICH EXPORTED.	IMPORTS.						EXPORTS.					
	Gold.	SILVER.		COPPER.			Gold.	SILVER.		Copper Coins.		
		In Bars.	In Sycee.	In Blank Coins.	In Cents.	In Ingots.		In Bars.	In Coins.		In Sycee.	In Dollars.
<b>1. FOREIGN COUNTRIES.</b>												
Hongkong.....	...	...	...	...	...	...	...	...	...	...	...	
Japan.....	...	...	24,212	...	42,857	...	4,330	...	...	...	...	
TOTAL: 1. FOREIGN COUNTRIES	...	...	24,212	...	42,857	...	4,330	...	...	...	...	
<b>2. CHINA.</b>												
Shanghai.....	18,095	446,260	996,234	...	13,714	3,810	...	700,355	...	...	...	
Chefoo.....	...	33,995	10,306	...	...	...	...	321,210	...	58,857	...	
Hankow.....	...	43,857	...	...	...	...	...	...	...	...	...	
Canton.....	...	...	38,729	...	3,944	...	...	...	...	...	...	
Foochow.....	...	...	...	...	...	...	...	1,877	...	...	...	
TOTAL: 2. CHINA.....	18,095	524,022	1,043,269	...	3,944	3,810	...	1,023,442	...	58,857	...	
TOTAL: 1 and 2. FOREIGN COUNTRIES AND CHINA.....	18,095	524,022	1,043,269	24,212	56,571	3,810	4,330	1,023,442	...	58,857	...	
GRAND TOTAL.....	18,095	1,569,291	84,727	8,140	1,023,442	8,140	...	1,023,442	...	58,857	...	

## 2°. PASSENGER TRAFFIC.

PASSENGERS TO				PASSENGERS FROM					
SAILING VESSELS.		STEAMERS.		SAILING VESSELS.		STEAMERS.			
Foreigners.	Natives.	Foreigners.	Natives.	Foreigners.	Natives.	Foreigners.	Natives.		
...	...	1,173	6,705	} Coast Ports, Hong-kong, Japan, and Corea.		...	...	557	8,393

IX. REVENUE.—The following Table shows the Dues and Duties (Foreign flags, Native flag,\* and Transit) collected during the quarter, as compared with the corresponding period of previous years :—

	1902.		1903.		1904.	
	Foreign.	Native.	Foreign.	Native.	Foreign.	Native.
Import Duty.....	<i>Hk. \$</i> 251,000.7.2.2	<i>Hk. \$</i> 3,795.9.8.4	<i>Hk. \$</i> 125,427.3.9.5	<i>Hk. \$</i> 1,492.0.4.5	<i>Hk. \$</i> 152,837.3.5.6	<i>Hk. \$</i> 2,088.2.6.3
Export ..	98,368.4.5.2	37,175.6.1.2	83,457.7.8.8	30,367.5.2.8	104,241.1.5.7	33,698.8.2.9
Coast Trade Duty .....	32,793.3.4.1	33,644.4.7.2	18,737.0.3.3	16,626.6.8.4	21,097.9.0.5	22,587.5.9.4
Opium Duty .....	576.0.0.0	2,928.0.0.0	438.6.0.0	2,274.0.0.0	432.0.0.0	1,422.0.0.0
Tonnage Dues.....	2,951.9.0.0	1,012.0.0.0	9,576.6.0.0	900.3.0.0	12,080.7.0.0	1,740.7.0.0
<i>Hk. \$</i>	385,690.4.1.5	78,556.0.6.8	237,637.4.1.6	51,660.5.5.7	290,689.1.1.8	61,537.3.8.6
Foreign and Native.....		464,246.4.8.3		289,297.9.7.3		352,226.5.0.4
Transit { Inwards.....	180,514.7.3.2	229,437.5.4.8	149,752.4.1.4	191,751.8.5.9	160,474.0.9.6	216,164.5.7.5
Dues { Outwards.....	48,922.8.1.6		41,999.4.4.5		55,690.4.7.9	
Opium { Foreign Flags	1,536.0.0.0	9,344.0.0.0	1,169.6.0.0	7,233.6.0.0	1,152.0.0.0	4,944.0.0.0
Likin { Native Flag..	7,808.0.0.0		6,064.0.0.0		3,792.0.0.0	
<b>TOTAL COLLECTION</b>	<i>Hk. \$</i> 703,028.0.3.1		<i>Hk. \$</i> 488,283.4.3.2		<i>Hk. \$</i> 573,335.0.7.9†	
† No Drawbacks marked for cash payment during quarter, to be deducted from } total collection .....					<i>Hk. \$</i> Nil.	

\* Chinese registered Ships and Steamers; Chinese Lorchas and Pajicos holding Customs sailing letters; and Chinese Junks chartered by Foreigners.

† Not including \$18,342 Emigration Fees, Outwards, collected during the quarter.

I am, etc.,

DETRING,

Commissioner of Customs.

To the

INSPECTOR GENERAL OF CUSTOMS.

## TIENTSIN NATIVE CUSTOMS.

I. IMPORTS.—The principal articles of Import carried by sea-going junks to Taku and Peitang, during the quarter, as compared with the same period of previous years, have been as follows :—

DESCRIPTION OF GOODS.		1902.	1903.	1904.
Abaci.....	Pieces	3,565	...	40
Alum.....	Piculs	4,547	1,670	173
Bamboo Shoots.....	"	8	1	1
" Split, Leaf, etc.....	"	...	102	2
" Various.....	Pieces	46,854	30,947	171,590
Beancake.....	Piculs	...	...	567
Beancurd.....	"	4,870	490	334
Beans.....	"	1,274	485	58
Brooms, Various.....	Pieces	1,058	2,819	24
Chalk.....	Piculs	2,520	2,157	1,105
Chinaware, Coarse.....	"	1,082	298	189
Chopsticks.....	Pieces	4,659,200	2,803,200	1,310,400
Eggs, Fresh.....	"	...	147,550	23,000
Kaoliang.....	Piculs	...	2,940	70
Maize.....	"	...	5,300	...
Maize, Straw.....	Pieces	...	2,640	100
Millet.....	Piculs	...	3,662	339
Oil, Bean.....	"	4,108	486	105
Paper, 1st Quality.....	"	3,423	40	280
" 2nd.....	"	16,619	4,022	2,448
Prawn Paste.....	"	...	2,778	5,648
" Sauce.....	"	...	309	1,084
Rice.....	"	...	15	30
Samsbu.....	"	12,459	19,850	6,336
Sand.....	"	...	...	19,500
Shrimp Husk.....	"	...	13,921	14,126
Tea Dust.....	"	...	2,667	1,333
" Leaf.....	"	1,358	669	93
Timber.....	Pieces	102,055	15,685	46,869
Wheat.....	Piculs	...	32,538	10,389
Wood, Planks.....	Pieces	...	245	39
" Poles.....	"	11,571	5,255	2,785
Sundries, Unenumerated.....	Value, Hk. Ts	...	2,174	9,502

II. EXPORTS.—The principal articles of Export carried by sea-going junks from Taku and Peitang, during the quarter, as compared with the same period of previous years, have been as follows :—

DESCRIPTION OF GOODS.		1902.	1903.	1904.
Beans.....	Piculs	...	25	8,214
Bricks.....	Pieces	121,000	371,000	...
Brooms, Various.....	"	...	...	400

## II. EXPORTS—Continued.

DESCRIPTION OF GOODS.		1902.	1903.	1904.
Caps, Felt .....	<i>Pieces</i>	1,056	...	930
Coal .....	<i>Tons</i>	...	2,373	197
Eggs, Fresh .....	<i>Pieces</i>	...	160,225	100,000
Iron Pans .....	...	12,699	66,150	13,059
Ironware .....	<i>Piculs</i>	...	624	130
Jute .....	"	...	1	591
Kaoliang .....	"	...	1,950	2,227
Maize .....	"	...	...	22,904
Mats, Rush .....	<i>Pieces</i>	149,630	163,919	32,320
Medicines .....	<i>Piculs</i>	...	629	...
Millstones .....	<i>Pairs</i>	17	104	33
Pottery, Earthenware .....	<i>Piculs</i>	792	234	408
Prawn Paste .....	"	...	19	30
Saltpetre .....	"	...	4,289	...
Sanshu .....	"	233	1,986	318
Shoes and Boots, Silk, Cotton, and Oiled .....	<i>Pairs</i>	30,644	5,953	25,553

III. INTERNAL TRANSIT.—The following Table gives a list of the principal Foreign Goods conveyed to the Interior not covered by Customs Passes, during the quarter, as compared with the same period of previous years :—

DESCRIPTION OF GOODS.		1902.	1903.	1904.
<b>COTTON GOODS.</b>				
Shirtings, Grey, Plain .....	<i>Pieces</i>	...	1,831	1,217
Sheetings, Grey, Plain, American .....	"	...	4,233	2,997
Shirtings, White, Plain .....	"	...	664	404
Drills, American .....	"	...	1,016	549
T-Cloths .....	"	...	599	487
Printed T-Cloths .....	"	...	1,603	1,091
Dyed Shirtings, Plain .....	"	...	2,184	2,803
Handkerchiefs .....	<i>Dozens</i>	...	1,713	3,902
Towels .....	"	...	4,081	4,637
Cotton Yarn, Indian .....	<i>Piculs</i>	...	344	116
" " Japanese .....	"	...	1,328	1,651
" " Thread .....	"	...	871	775
" " on Spools .....	<i>Gross</i>	...	1,079	1,018
<b>METALS.</b>				
Iron, Galvanized : Sheets .....	<i>Piculs</i>	...	423	321
Steel .....	"	...	289	323

## III. INTERNAL TRANSIT—Continued.

DESCRIPTION OF GOODS.		1902.	1903.	1904.
SUNDRIES.				
Buttons, Brass.....	Gross	...	2,345	4,235
" Fancy.....	"	...	4,145	7,183
Candles.....	Boxes	...	1,015	1,084
Dyes, Aniline.....	Value, Hk. Tn	...	6,179	7,669
Glass, Window.....	Boxes	...	903	1,342
Lace and Braid, Cotton.....	Pieces	...	2,811	4,479
Matches.....	Gross	...	143,216	91,217
Needles.....	Millie	...	8,855	6,275
Oil, Kerosene, American.....	Gallons	...	275,670	103,670
" " Russian.....	"	...	293,145	726,815
" " Sumatra.....	"	...	54,100	94,850
Perfumery.....	Value, Hk. Tn	...	1,652	1,548
Seaweed.....	Piculs	...	884	715
Silk and Cotton Ribbons.....	Pieces	...	18,595	19,225
Soap, Bar.....	Boxes	...	2,825	2,310
" Toilet.....	Value, Hk. Tn	...	3,050	3,646
Sugar, Brown.....	Piculs	...	1,299	2,035
" White.....	"	...	2,654	2,793
Thread, Gold and Silver, Imitation.....	Catties	...	1,078	451
Tin and Enamelled Ware.....	Dozens	...	3,899	6,288
Wines.....	Value, Hk. Tn	...	15,017	30,508

DETRING,

Commissioner of Customs.

(Received 31st October 1904.)

**CUSTOM HOUSE,**  
**CHEFOO, 24TH OCTOBER 1904.**

SIR,

I.—In conformity with the instructions contained in your Circulars Nos. 21 of 1869, 14 of 1872, and 6 of 1875, I now transmit to the Statistical Department at Shanghai, for publication, the statistics of the trade of this port for the third quarter of the year 1904.

II. TONNAGE.—The number, tonnage, and movements of vessels, entered and cleared during the quarter, are set forth in the following Table:—

ENTERED.	JULY.		AUGUST.		SEPTEMBER.		TOTAL.	
	No.	Tons.	No.	Tons.	No.	Tons.	No.	Tons.
1. Foreign Ocean-going Steamers .....	134	110,508	149	121,606	164	133,397	447	365,511
2. " Inland-waters Steamers.....	3	405	1	135	...	...	4	540
3. " Sailing Vessels .....	1	517	...	...	...	...	1	517
4. Chinese-owned Vessels of Foreign type:—								
Ocean-going Steamers.....	37	34,160	42	32,237	40	35,445	119	101,842
Inland-waters Steamers ..	1	353	11	2,453	10	2,929	22	5,735
Sailing Vessels .....	...	...	...	...	...	...	...	...
5. Native Craft .....	...	...	...	...	...	...	...	...
Total .....	176	145,943	203	156,431	214	171,771	593	474,145
Same Quarter, 1903 .....	265	189,624	251	169,082	249	164,631	765	523,337

CLEARED.	JULY.		AUGUST.		SEPTEMBER.		TOTAL.	
	No.	Tons.	No.	Tons.	No.	Tons.	No.	Tons.
1. Foreign Ocean-going Steamers .....	135	113,275	149	122,741	166	134,405	450	370,421
2. " Inland-waters Steamers.....	3	405	1	135	...	...	4	540
3. " Sailing Vessels .....	1	517	...	...	...	...	1	517
4. Chinese-owned Vessels of Foreign type:—								
Ocean-going Steamers.....	37	34,338	41	32,044	41	35,638	119	102,020
Inland-waters Steamers ..	...	...	12	2,806	10	2,929	22	5,735
Sailing Vessels .....	...	...	...	...	...	...	...	...
5. Native Craft .....	...	...	...	...	...	...	...	...
Total .....	176	148,535	203	157,726	217	172,972	596	479,233
Same Quarter, 1903 .....	262	189,049	250	166,338	248	164,922	760	520,309

Of Sailing Vessels entered—	Of Steamers entered—	Of Sailing Vessels cleared—	Of Steamers cleared—
1 was from Ports in China.	507 were from Ports in China. 60 " " Foreign Ports. 25 re-entered.*	1 was for Ports in China.	533 were for Ports in China. 45 " " Foreign Ports. 17 " " re-entry.
1 Entered.	592 Entered.	1 Cleared.	595 Cleared.
		Remaining in Port .... Nil.	Remaining in Port..... 3

\* Including 9 as Inland-waters Steamers from Ocean-going Steamers Register, and 3 as Ocean-going Steamers from Inland-waters Steamers Register.

III. IMPORTS.—The principal articles of Import from Foreign Countries and Chinese Ports, during the quarter, as compared with the same period of previous years, have been as follows:—

DESCRIPTION OF GOODS.	1901.	1902.	1903.	1904.		
<b>OPIMUM.</b>						
Benares..... <i>Piculs</i>	112.75	117.64	87.02	80.43		
Malwa..... "	124.99	37.93	24.58	17.42		
Patna..... "	9.57	3.63	3.93	2.40		
<b>COTTON GOODS.</b>						
Shirtings, Grey, Plain, American..... <i>Pieces</i>	} 36,839	78,439	{ 6,385	3,760		
" " " English..... "					43,545	15,234
" " " Indian..... "					170	300
" " " Japanese..... "	...	...	100	...		
Sheetings, Grey, Plain, American..... "	214,945	210,885	142,395	129,085		
" " " English..... "	3,730	3,710	1,730	5,224		
" " " Indian..... "	...	150	700	1,360		
" " " Japanese..... "	2,241	3,305	23,900	18,220		
Shirtings, White, Plain..... "	16,863	25,852	18,994	30,726		
Drills, American..... "	103,337	85,713	53,449	32,890		
" " English..... "	720	3,195	795	6,210		
" " Indian..... "	...	...	...	105		
" " Japanese..... "	...	508	5,545	11,922		
Jeans, American..... "	7,100	5,900	5,560	500		
" " Dutch..... "	100	460	140	1,445		
" " English..... "	1,380	7,810	7,107	10,685		
T-Cloths, English..... "	19,302	13,683	13,202	6,881		
" " Indian..... "	520	...	125	166		
" " Japanese..... "	58,130	45,845	25,230	12,120		
Cambrics, Lawns and Muslins, White..... "	2,700	800	1,600	3,853		
Chintzes and Plain Cotton Prints..... "	...	...	13,260	3,806		
Printed Drills, Furnitures, and Twills..... "	25,022	28,992	966	1,372		
" " T-Cloths..... "	...	...	1,630	1,140		
Turkey Red Cottons..... "	10,906	10,389	5,784	22,622		
Cotton Italians, Plain, Fast Black..... "	...	...	6,013	8,382		
" " Coloured..... "	26,091	23,186	7,780	6,274		
" " Figured..... "	...	...	1,917	1,328		
" " Lastings, Plain..... "	...	...	2,547	1,554		
" " Figured..... "	20,428	21,562	11,739	6,436		
Dyed Shirtings, Figured..... "	1,319	1,633	454	690		
" " Plain..... "	3,789	4,604	1,205	179		
Cotton Flannel..... "	12,803	11,229	8,783	13,749		
Velvets and Velveteens..... <i>Yards</i>	504	1,222	...	...		
" " "..... "	...	...	14,632	18,116		
Handkerchiefs..... <i>Dozens</i>	1,633	1,495	2,044	4,821		
" " Japanese..... "	1,114	805	406	3,630		
Towels..... "	18,899	32,575	12,975	16,570		
" " Japanese..... "	3,586	10,491	11,474	44,031		
Cotton Yarn, English..... <i>Piculs</i>	336	186	27	57		
" " Indian..... "	11,249	11,059	8,171	6,333		
" " Japanese..... "	36,595	34,553	41,894	26,332		
<b>Chinese Cotton Goods.*</b>						
Sheetings, Shanghai..... <i>Pieces</i>	1,300	200	...	4,900		
Drills, Shanghai..... "	...	...	...	1,950		
Cotton Yarn, Shanghai..... <i>Piculs</i>	7,004	8,362	955	1,701		

\* Steam Factory products.



## III. IMPORTS—Continued.

DESCRIPTION OF GOODS.	1901.	1902.	1903.	1904.
WOOLLEN AND COTTON MIXTURES.				
Union Italian Cloth, Plain and Figured <i>Pieces</i>	929	450	371	390
WOOLLEN GOODS.				
Camlets, English..... <i>Pieces</i>	250	100	50	20
Cloth, Broad, Medium, and Habit..... <i>Yards</i>	60	102	...	...
"    Russian..... <i>Pieces</i>	10	26	2,683	2,440
"    "..... <i>Yards</i>	...	...	...	...
Lastings..... <i>Pieces</i>	1,380	1,420	970	940
Long Ells..... <i>"</i>	571	1,075	733	960
Spanish Stripes..... <i>Yards</i>	117	162	...	...
"    "..... <i>"</i>	...	...	2,634	1,109
METALS.				
Iron and Mild Steel, Bars..... <i>Piculs</i>	2,534	2,726	2,873	984
"    "    "    Nail-rod..... <i>"</i>	7,723	7,904	4,554	6,037
"    Old..... <i>"</i>	44,545	50,439	44,770	41,237
Lead, in Pigs and Bars..... <i>"</i>	2,080	64	1,422	1,503
Quicksilver..... <i>"</i>	31	73	54	98
Steel, Foreign..... <i>"</i>	2,992	4,000	2,992	2,957
"    Native..... <i>"</i>	1,051	639	508	238
Tin, Slabs..... <i>"</i>	150	238	424	80
Tinned Plates..... <i>"</i>	...	...	...	114
FOREIGN SUNDRIES.				
Coal, Cardiff..... <i>Tons</i>	...	1,764	2,001	...
"    Japan..... <i>"</i>	16,953	10,296	17,929	6,831
Dyes..... <i>Value, Hk. Pz</i>	54,689	44,633	34,645	60,540
Flour, American..... <i>"</i>	263,254	114,688	33,821	11,850
Indigo, Liquid..... <i>Piculs</i>	3,372	4,440	6,994	5,991
Matches, Wood..... <i>Gross</i>	15,510	280	2,606	...
"    "    Japan..... <i>"</i>	704,600	804,400	421,325	983,202
Needles..... <i>Mill</i>	93,400	69,350	39,500	57,750
Oil, Kerosene, American..... <i>Gallons</i>	2,616,760	1,557,000	1,734,000	3,489,850
"    "    Russian..... <i>"</i>	60,000	...	...	310,000
Paper..... <i>Piculs</i>	4,163	2,454	6,759	5,209
Rice..... <i>"</i>	101	30,439	24	86
Sapanwood..... <i>"</i>	2,869	1,111	1,067	679
Seaweed..... <i>"</i>	51,198	28,937	19,994	40,279
Sugar, Brown..... <i>"</i>	30,439	92,775	49,340	28,740
"    Candy..... <i>"</i>	2,133	7,380	5,642	5,877
"    Refined..... <i>"</i>	10,654	11,196	7,310	27,695
"    White..... <i>"</i>	16,068	48,547	22,740	34,383
NATIVE SUNDRIES.				
Arsenic..... <i>Piculs</i>	1,481	1,424	1,370	1,176
Cloth, Native (Nankeens)..... <i>"</i>	2,721	1,900	1,484	1,509

## III. IMPORTS—Continued.

DESCRIPTION OF GOODS.	1901.	1902.	1903.	1904.
Coal, Kaiping..... <i>Tons</i>	3,400	3,072	3,900	3,807
Cotton, Raw..... <i>Piculs</i>	2,105	2,700	3,218	1,708
Indigo, Liquid.....	1,313	1,157	777	822
Paper, 1st Quality.....	1,598	5,518	2,260	2,128
" 2nd .....	17,079	24,600	17,528	24,209
" Joss.....	2,957	3,958	2,873	3,132
Rice.....	97,036	19,490	140,414	412,124
Silk Piece Goods.....	156	142	76	111
Sugar, Brown.....	13,368	6,300	3,279	4,294
" Candy.....	386	1,494	714	759
" White.....	20,816	13,519	5,336	11,842
Tobacco, Prepared.....	1,692	2,789	2,414	2,256

IV. EXPORTS.—The principal articles of Export to Foreign Countries and Chinese Ports, during the quarter, as compared with the same period of previous years, have been as follows:—

DESCRIPTION OF GOODS.	1901.	1902.	1903.	1904.
Beancake..... <i>Piculs</i>	366,143	241,451	281,045	238,486
Beans, Black.....	45	219	2,036	909
" Green.....	2,597	308	17,660	23,151
" White and Yellow.....	279	7	673	34,758
" Miscellaneous.....	1,332	333	1,283	56
Cattle..... <i>Head</i>	4,493	4,285	5,091	...
Clothing, Cotton..... <i>Piculs</i>	719	1,729	1,801	256
Dates, Dried.....	7,478	9,458	6,843	9,996
Fish, Dried.....	2,028	2,151	1,840	2,909
" Salt.....	13,132	16,911	15,734	12,436
Fruits, Fresh.....	23,255	39,208	31,673	34,666
Ground-nuts.....	1,939	17,362	4,774	4,761
" Shelled.....	...	...	7,561	16,996
Liquorice.....	1,972	3,788	1,376	2,767
Medicines.....	3,552	3,192	2,400	2,262
Oil, Bean.....	1,410	1,739	3,242	431
" Ground-nut.....	5,972	3,593	4,121	1,074
Shoes and Boots..... <i>Pairs</i>	14,353	22,496	12,635	4,674
Silk, Raw, Yellow..... <i>Piculs</i>	2,050	909	307	135
" " Wild, reeled by Hand.....	874	1,414	689	2,388
" " " Steam.....	58	168	141	67
" Refuse.....	3,931	2,578	2,467	1,398
" Pongees.....	860	996	1,294	741
Straw Braid, Dyed.....	329	211	42	64
" " Mottled.....	889	364	99	48
" " White.....	5,785	4,747	4,122	4,318
Vermicelli.....	41,433	41,574	34,790	41,771

V. RE-EXPORTS.—The Re-exports to Chinese Ports of the principal Imports of Foreign and Native origin, during the quarter, as compared with the same period of previous years, have been as follows:—

DESCRIPTION OF GOODS.	1901.	1902.	1903.	1904.
<b>COTTON GOODS.</b>				
Shirtings, Grey, Plain, English..... <i>Pieces</i>	21	169	7	792
Sheetings, Grey, Plain, American..... "	4,883	4,223	3,558	8,430
" " " Japanese..... "	...	880	5,461	2,380
Shirtings, White, Plain..... "	406	1,840	740	1,311
Drills, American..... "	1,951	1,437	817	4,337
" English..... "	...	15	20	555
" Japanese..... "	...	60	940	1,445
Jeans, American..... "	60	...	34	80
" English..... "	...	...	...	520
T-Cloths, English..... "	32	455	23	356
" Japanese..... "	4,080	6,060	10,123	1,500
Chintzes..... "	365	519	554	17
Cotton Italians, Plain and Figured..... "	146	225	544	1,023
" Lastings, " "..... "	43	306	225	276
Towels..... <i>Dozens</i>	1,450	220	576	7,815
" Japanese..... "	24	572	191	8,121
Cotton Yarn, Indian..... <i>Piculs</i>	138	2,107	1,698	1,851
" " Japanese..... "	616	1,852	2,767	2,968
<b>METALS.</b>				
Iron and Mild Steel, Bars..... <i>Piculs</i>	187	105	507	136
" Old..... "	713	802	4,188	481
<b>SUNDRIES.</b>				
Cigarettes..... <i>Mille</i>	...	...	3,377	67,246
Cigars and Cigarettes..... <i>Value, Hk. Tls.</i>	3,925	5,480	...	...
Cloth, Native (Nankeens)..... <i>Pieces</i>	70	219	59	671
Flour, American..... <i>Value, Hk. Tls.</i>	45,520	9,398	31,799	8,217
Ginseng, Corean..... <i>Catties</i>	3,200	6,000	6,400	1,558
Matches, Japan..... <i>Gross</i>	8,150	8,950	8,360	289,550
Oil, Kerosene, American..... <i>Gallons</i>	12,660	4,590	5,800	6,700
Paper, 1st Quality..... <i>Piculs</i>	56	216	52	1,476
Rice..... "	13,561	10,306	27,936	13,731
Seaweed, Long..... "	10,783	6,995	2,904	45
Silk, Raw, Wild..... "	60	112	61	1,023
Sugar, Refined..... "	434	5	3	1,417
" White..... "	411	322	99	3,411

VI. INTERNAL TRANSIT.—N<sup>o</sup>.



VIII. SPECIAL TABLES.—The following Tables give separate statistics in connection with the Import and Export of Treasure and the Passenger Traffic :—

## 1. TREASURE.

COUNTRIES FROM WHICH IMPORTED AND TO WHICH EXPORTED.	IMPORTS.					EXPORTS.					
	SILVER.		COPPER COINS.	COPPER CASH.	GOLD. In Bars.	SILVER.			COPPER COINS.		
	In Sycee.	In Dollars.				In Dollars.	In Coin.				
	He. 7/6	He. 7/6	He. 7/6	He. 7/6	He. 7/6	He. 7/6	He. 7/6	He. 7/6	He. 7/6	He. 7/6	He. 7/6
1. FOREIGN COUNTRIES.	...	...	...	...	...	...	...	...	...	...	...
Hongkong and Macao.....	...	...	20,341	...	...	...	...	...	...	...	...
Japan .....	...	...	...	...	...	...	...	...	...	...	...
Korea .....	...	...	...	...	...	...	...	...	...	...	...
TOTAL: 1. FOREIGN COUNTRIES	...	...	20,341	...	...	...	...	...	...	...	...
2. CHINA.	717,485	311,600	29,600	497,174	250	148,640	824,570	16,660	...	...	...
Shanghai.....	2,500	97,610	...	...	...	...	4,000	219,820	4,800	...	...
Newchwang.....	331,570	...	...	61,800	...	...	25,100	1,400	...	...	...
Tientsin.....	...	...	...	...	...	...	12,000	77,150	...	210	...
Weltaiwai.....	137,440	700	...	...	...	...	650	18,499	...	71,550	...
Kiaochow.....	...	...	...	...	...	...	...	...	...	...	...
Amoy.....	...	...	...	8,540	...	...	...	...	...	...	...
TOTAL: 2. CHINA.....	1,188,995	409,910	29,600	558,974	8,790	148,640	866,320	333,529	4,800	71,760	...
TOTAL: 1 and 2. FOREIGN COUNTRIES AND CHINA.....	1,188,995	409,910	29,600	558,974	20,131	148,640	870,320	338,929	4,800	71,760	...
GRAND TOTAL.....	1,628,505	1,628,505	588,105	1,234,049	148,640	1,628,505	1,234,049	1,234,049	4,800	71,760	...

## 2. PASSENGER TRAFFIC.

PASSENGERS TO					PASSENGERS FROM			
SAILING VESSELS.		STEAMERS.			SAILING VESSELS.		STEAMERS.	
Foreigners.	Natives.	Foreigners.	Natives.		Foreigners.	Natives.	Foreigners.	Natives.
...	...	239	547	Shanghai .....	...	...	246	733
...	...	328	3,052	Tientsin .....	...	...	171	3,387
...	...	90	2,360	Newchwang .....	...	...	79	2,540
...	...	140	648	Chemulpo .....	...	...	194	439
...	...	59	14	Kobe .....	...	...	189	34
...	...	5	14	Hongkong .....	...	...	...	10
...	...	25	29	Kiaochow .....	...	...	14	45
...	...	176	3,513	Weihaiwei .....	...	...	312	2,402
...	...	1,062	10,177	TOTAL .....	...	...	1,305	9,580

IX. REVENUE.—The following Table shows the Dues and Duties (Foreign flags,\* and Transit) collected during the quarter, as compared with the corresponding period of previous years:—

	1902.		1903.		1904.	
	Foreign.	Native.	Foreign.	Native.	Foreign.	Native.
Import Duty .....	<i>Hk. \$m. c.c.</i> 153,075.7.2.0	<i>Hk. \$m. c.c.</i> 235.0.1.2	<i>Hk. \$m. c.c.</i> 92,076.7.0.6	<i>Hk. \$m. c.c.</i> 472.5.2.1	<i>Hk. \$m. c.c.</i> 103,800.8.8.9	<i>Hk. \$m. c.c.</i> 2,085.4.0.6
Export .....	47,748.9.6.8	14,438.0.3.3	45,020.2.2.5	11,951.2.1.8	39,844.3.0.9	15,638.0.7.7
Coast Trade Duty .....	13,213.6.1.8	6,536.7.9.3	10,137.7.7.2	6,105.7.1.7	10,093.1.5.9	8,541.4.4.4
Opium Duty .....	3,366.2.4.0	1,685.9.5.2	3,059.8.2.0	961.9.1.3	1,802.5.9.5	1,321.3.9.0
Tonnage Dues .....	13,010.8.0.0	141.2.0.0	9,443.1.0.0	630.7.0.0	9,753.8.0.0	881.2.0.0
<i>Hk. \$m.</i>	230,415.3.4.6	23,036.9.9.0	160,637.6.2.3	20,122.6.6.9	165,294.8.4.2	28,667.6.0.7
Foreign and Native .....	253,452.3.3.6		180,759.6.9.2		193,962.4.4.9	
Transit { Inwards .....	...	...	...	...	...	...
Dues { Outwards .....	...	...	...	...	...	...
Opium { Foreign Flags	8,882.0.0.0	12,982.8.0.0	7,527.2.0.0	9,495.6.0.0	4,250.0.0.0	8,020.0.0.0
Likin { Native Flag...	4,100.8.0.0		1,968.4.0.0		3,770.0.0.0	
TOTAL COLLECTION	<i>Hk. \$m.</i> 266,435.1.3.6		<i>Hk. \$m.</i> 190,255.2.9.2		<i>Hk. \$m.</i> 201,982.4.4.9 †	
† 13 Drawbacks marked for cash payment during quarter, to be deducted from } total collection.....					<i>Hk. \$m.</i> 2,232.9.5.0	

\* Chinese Registered Ships and Steamers; Chinese Lorchas and Papiots holding Customs sailing letters; and Chinese Junks chartered by Foreigners.

I am, etc.,

SMOLLETT CAMPBELL,

Commissioner of Customs.

To the

INSPECTOR GENERAL OF CUSTOMS.

(Received 26th October 1904.)

CUSTOM HOUSE,  
CHUNGKING, 12TH OCTOBER 1904.

SIR,

I.—In conformity with the instructions contained in your Circulars Nos. 21 of 1869, 14 of 1872, and 6 of 1875, I now transmit to the Statistical Department at Shanghai, for publication, the statistics of the trade of this port for the third quarter of the year 1904.

II. TONNAGE.—The number, capacity, and movements of vessels, entered and cleared during the quarter, are set forth in the following Table:—

ENTERED FROM ICHANG.	JULY.		AUGUST.		SEPTEMBER.		TOTAL.	
	No.	Tons.	No.	Tons.	No.	Tons.	No.	Tons.
1. Foreign-owned Vessels of Native type.....	...	...	...	...	...	...	...	...
2. Junks under Customs Charter Certificate.....	128	3,773	46	1,211	82	2,533	256	7,517
Total.....	128	3,773	46	1,211	82	2,533	256	7,517
Same Quarter, 1903.....	79	3,307	30	1,089	63	877	172	5,273
CLEARED FOR ICHANG.	JULY.		AUGUST.		SEPTEMBER.		TOTAL.	
	No.	Tons.	No.	Tons.	No.	Tons.	No.	Tons.
1. Foreign-owned Vessels of Native type.....	...	...	...	...	...	...	...	...
	No.	Piculs.	No.	Piculs.	No.	Piculs.	No.	Piculs.
2. Junks under Customs Charter Certificate.....	88	61,271	68	48,500	53	33,750	209	143,521
Total.....	88	61,271	68	48,500	53	33,750	209	143,521
Same Quarter, 1903.....	65	36,750	78	42,850	78	42,700	221	122,300

III. IMPORTS.—The principal articles of Import from Foreign Countries and Chinese Ports, during the quarter, as compared with the same period of previous years, have been as follows:—

DESCRIPTION OF GOODS.	1901.	1902.	1903.	1904.
<b>COTTON GOODS.</b>				
Shirtings, Grey, Plain, American..... Pieces	63,597	28,794	9,760	43,633
" " " English.....	9,440	3,800	300	12,717
Sheetings, Grey, Plain, American.....	8,901	601	2,592	300
" " " Dutch.....	3,050	700	50	2,400
Shirtings, White, Plain, Dutch.....	3,255	3,090	1,000	750
" " " English.....	...	...	...	4,320
White Irishes.....	...	...	...	30
Drills, American.....	...	...	...	300
" " " English.....	...	...	...	160
Jeans, American.....	...	...	...	210
" " " English.....	840	90	...	520
T-Cloths, English.....	919	241	664	839
Chintzes and Plain Cotton Prints.....	210	...	150	60
Printed Drills, Furnitures, and Twills.....	...	...	...	360
" " T-Cloths.....	775	304	150	650
Turkey Red Cottons.....	12,158	4,621	1,590	7,273
Cotton Italians, Plain, Fast Black.....	...	...	...	630
" " " Coloured.....	19,912	4,025	1,554	3,435
" " " Figured.....	...	...	...	2,639
" " Lastings, Plain.....	...	...	...	5,596
" " " Figured.....	80	...	472	150
Dyed Shirtings, Figured, Brocaded, and Spotted.....	1,082	...	196	250
" " " Plain.....	540	521	90	...
Velvets and Velveteens..... Yards	...	...	...	12,294
Handkerchiefs..... Dozens	41	1,808	1,401	4,004
Towels.....	817	2,243	1,009	467
Cotton Yarn, English..... Pieces	...	15	...	...
" " Indian.....	50,305	16,192	42,587	53,417
" " Japanese.....	1,051	...	...	1,653
<i>Chinese Cotton Goods.*</i>				
Cotton Yarn..... Pieces	19,217	16,322	14,354	15,427
<b>WOOLLEN AND COTTON MIXTURES.</b>				
Union and Poncho Cloth..... Yards	...	...	...	830
" Italian Cloth..... Pieces	1,284	928	152	370
<b>WOOLLEN GOODS.</b>				
Camlets, English..... Pieces	50	280	140	160
Cloth, Broad, Medium, and Habit..... Yards	158	26	25	...
" " " ".....	...	...	...	2,936

\* Steam Factory products.



## III. IMPORTS—Continued.

DESCRIPTION OF GOODS.	1901.	1902.	1903.	1904.
Cloth, Russian.....	{ Pieces 230	80	...	...
	{ Yards ...	...	...	386
Lastings.....	Pieces 660	60	502	593
Long Ells.....	" 1,080	480	240	740
Spanish Stripes.....	{ " 303	146	...	...
	{ Yards ...	...	...	6,267
<b>METALS.</b>				
Brass Wire.....	Piculs 45	10	14	43
Iron ".....	" 108	17	125	316
<b>FOREIGN SUNDRIES.</b>				
Bicho de Mar, Black.....	Piculs 79	135	99	154
Buttons, Brass.....	Gross 24,388	5,300	1,016	44,425
Cardamoms.....	Piculs 275	242	142	144
Cassia Lignea.....	" 139	101	104	125
" Twigs.....	" 1,035	854	228	196
Clocks and Watches.....	Pieces 861	404	560	1,099
Cuttle-fish.....	Piculs 523	88	73	572
Dyes, Aniline.....	Value, Hk. Tn 9,416	13,483	5,899	27,591
Ginseng, American, Clarified.....	Piculs 95	22	11	17
Isinglass.....	" 142	35	10	121
Medicines.....	Value, Hk. Tn 4,795	4,876	5,732	5,640
Needles.....	Mille 23,000	13,550	11,670	81,000
Oil, Kerosene, American.....	Gallons 16,400	11,600	17,000	...
Pepper, Black.....	Piculs 385	16	201	412
Sandalwood.....	" 38	587	132	455
Sapanwood.....	" 63	50	34	35
Seaweed and Agar-agar.....	" 4,092	3,454	1,034	2,217
Sharks Fins, Clarified.....	" 10	23	29	51
Umbrellas.....	Pieces 5,460	4,084	840	5,328
Worm Tablets, in Bottles.....	Dozens 100	200	40	960
<b>NATIVE SUNDRIES.</b>				
Alum, White.....	Piculs ...	279	1	...
Capoor Cutchery.....	" 108	...	30	13
Cassia Twigs.....	" 437	371	764	660
China-root.....	" 153	1,489	1,269	355
Cotton, Raw.....	" 39	...	...	...
Cuttle-fish.....	" 317	...	...	...
Glass or Vitrified Ware.....	" 353	196	...	521
Jadestoneware.....	Pieces ...	...	546	...
Lung-ngans, Dried.....	Piculs 17	3	40	10
Medicines.....	Value, Hk. Tn 23,860	27,084	24,013	20,505
Opium Lamps.....	Pieces 20,141	8,366	6,995	16,144
Paper, 1st Quality.....	Piculs 194	103	75	215
Pipes, White Metal.....	Pieces 888	1,542	1,373	2,080
Sea Blubber.....	Piculs 140	164	258	303
Seed, Lily Flower, or Lotus-nuts.....	" 32	46	98	32
Silk Piece Goods.....	" 69	37	4	45

IV. EXPORTS.—The principal articles of Export (including Re-exports) to Foreign Countries and Chinese Ports, during the quarter, as compared with the same period of previous years, have been as follows:—

DESCRIPTION OF GOODS.	1901.	1902.	1903.	1904.
Bristles..... <i>Piculs</i>	1,922	2,077	1,302	1,763
Feathers, Duck, Fowl, etc. .... "	308	319	57	326
Fungus..... "	789	105	615	2,067
Hemp..... "	5,257	8,922	6,557	4,409
Hides, Cow and Buffalo..... "	71	134	315	642
Horns, " "..... "	168	344	162	127
Leather..... "	173	291	659	275
Medicines..... <i>Value, Hk. Pk</i>	185,514	201,728	170,071	211,726
Musk..... <i>Catties</i>	306	363	228	317
Nutgalls..... <i>Piculs</i>	337	496	600	712
Opium, Native, Szechwan..... "	3,460	1,199	2,059	2,301
" " Yunnan..... "	817	320	342	926
Peel, Orange..... "	...	132	174	251
Rhubarb..... "	2,429	1,926	2,606	2,377
Safflower..... "	212	118	...	71
Silk, Raw, Yellow..... "	3,492	3,483	1,745	2,703
" " Wild..... "	178	401	187	1,353
" Refuse..... "	271	510	433	312
" Cocones, Refuse..... "	8,154	6,446	9,310	10,562
Skins (Furs), Goat..... <i>Pieces</i>	...	...	18,226	9,900
Spelter..... <i>Piculs</i>	224	...	...	...
Sugar, Brown..... "	1,194	562	4,908	228
Turmeric..... "	2,954	1,344	1,929	3,366
Wax, White..... "	1,753	625	109	943
Wool, Sheep's..... "	2,859	2,009	2,843	5,801

V. RE-EXPORTS.—Nil.

VI. INTERNAL TRANSIT.—The following Table gives a list of the principal Foreign Goods conveyed to the Interior under Transit Passes, during the quarter, as compared with the same period of previous years:—

DESCRIPTION OF GOODS.	1901.	1902.	1903.	1904.
<b>COTTON GOODS.</b>				
Shirtings, Grey, Plain, English..... <i>Pieces</i>	6,475	3,370	3,320	10,735
Sheetings, " " "..... "	...	780	...	...
Shirtings, White, " " "..... "	...	25	50	125

## VI. INTERNAL TRANSIT—Continued.

DESCRIPTION OF GOODS.	1901.	1902.	1903.	1904.
Drills, American..... Pieces	720	135	465	336
" English..... "	...	...	...	150
" Indian..... "	...	...	...	225
Jeans, American..... "	180	...	...	20
" English..... "	...	...	...	370
T-Cloths..... "	135	...	...	100
Chintzes and Plain Cotton Prints..... "	180	...	940	240
Printed Drills, Furnitures, and Twills..... "	...	...	...	480
Turkey Red Shirtings..... "	...	...	...	200
Cotton Italians, Plain, Fast Black..... }	160	310	261	710
" " Figured..... }	...	...	...	360
" Lastings, Plain..... }	30	100	80	840
" " Figured..... }	...	...	...	160
Dyed Shirtings, Figured, Brocaded, and				1,810
" Spotted..... "	46	...	...	...
" Plain..... "	52	...	...	...
Velvets and Velveteens..... }	20	15	...	...
" Yards..... }	...	...	...	8,386
Cotton Yarn, Indian..... Piculs	4,327	1,008	4,518	819
Chinese Cotton Goods.*				
Cotton Yarn..... Piculs	11,677	15,088	19,510	18,833
WOOLLEN AND COTTON MIXTURES.				
Union and Poncho Cloth..... Yards	...	...	...	619
" Italian Cloth..... Pieces	...	...	...	273
WOOLLEN GOODS.				
Camlets, English..... Pieces	...	...	...	50
Cloth, Broad, Medium, and Habit..... }	...	12	...	...
" Yards..... }	...	...	...	182
Lastings..... Pieces	...	...	...	90
Long Ells..... "	...	40	40	380
Spanish Stripes..... Yards	...	...	...	300
METALS.				
Iron Wire..... Piculs	60	...	...	...
SUNDRIES.				
Bicho de mar, Black..... Piculs	...	1	...	8
Buttons, Brass..... Gross	...	...	...	400
Clocks..... Pieces	60	54	52	438
Dyes, Aniline..... Value, Hk. lbs	...	522	1,003	1,498
Oil, Kerosene, American..... Gallons	29,860	4,400	240	690
Sandalwood..... Piculs	19	29	34	39
TRANSIT PASSES ISSUED..... No.	315	129	385	446
Free Transit Passes issued for Chinese Cotton Manufactures.... No.	781	1,054	1,307	1,300

\* Steam Factory products.

## VII. OPIUM.—Nil.

VIII. SPECIAL TABLE.—TREASURE.—Silver, in Sycee, value *Hk. Th* 82,859, exported to Ichang.

IX. REVENUE.—The following Table shows the Dues and Duties (Foreign flags,\* Native flag,† and Transit) collected during the quarter, as compared with the corresponding period of previous years:—

	1902.		1903.		1904.	
	Foreign.	Native.	Foreign.	Native.	Foreign.	Native.
	<i>Hk. Thm.c.c.</i>	<i>Hk. Thm.c.c.</i>	<i>Hk. Thm.c.c.</i>	<i>Hk. Thm.c.c.</i>	<i>Hk. Thm.c.c.</i>	<i>Hk. Thm.c.c.</i>
Import Duty .....	...	4,360.5 5.3	...	3,044.5 0.6	...	3,655.4 4.2
Export „ .....	...	57,344.6 6.5	...	55,132.9 1.5	...	63,823.7 0.5
Coast Trade Duty .....	...	1,992.3 2.2	...	1,169.8 8.4	...	1,836.5 9.1
Opium Duty .....	...	29,407.4 4.2	...	49,743.8 8.7	...	64,384.2 6.8
Tonnage Dues.....	...	...	...	...	...	...
<i>Hk. Th</i>	...	93,104.9 8.2	...	109,111.1 9.2	...	133,700.0 0.6
Foreign and Native.....	93,104.9 8.2		109,111.1 9.2		133,700.0 0.6	
Transit { Inwards .....	667.4 5.3	667.4 5.3	2,398.6 6.8	2,398.6 6.8	1,935.9 4.0	1,935.9 4.0
{ Outwards.....	...		...		...	
Opium { Foreign Flags	...	...	...	...	...	...
{ Native Flag..	...		...		...	
TOTAL COLLECTION	<i>Hk. Th</i>	93,772.4 3.5	<i>Hk. Th</i>	111,509.8 6.0	<i>Hk. Th</i>	135,635.9 4.6 †
‡ No Drawbacks marked for cash payment during quarter, to be deducted from } total collection.....					<i>Hk. Th</i>	<i>Nil.</i>

\* Foreign-owned Vessels of Native type.

† Chinese Junks chartered by Foreigners.

I am, etc.,

W. C. HAINES WATSON,

*Acting Commissioner of Customs.*

To the

INSPECTOR GENERAL OF CUSTOMS.

(Received 21st October 1904.)

CUSTOM HOUSE,  
ICHANG, 15TH OCTOBER 1904.

SIR,

I.—In conformity with the instructions contained in your Circulars Nos. 21 of 1869, 14 of 1872, and 6 of 1875, I now transmit to the Statistical Department at Shanghai, for publication, the statistics of the trade of this port for the third quarter of the year 1904.

II. TONNAGE.—The number, tonnage, and movements of vessels, entered and cleared during the quarter, are set forth in the following Table:—

ENTERED.	JULY.		AUGUST.		SEPTEMBER.		TOTAL.	
	No.	Tons.	No.	Tons.	No.	Tons.	No.	Tons.
1. Foreign River Steamers .....	8	9,007	11	11,873	10	10,519	29	31,399
2. " Steam-launches .....	...	...	...	...	...	...	...	...
3. " Sailing Vessels .....	...	...	...	...	1	14	1	14
4. Chinese-owned Vessels of Foreign type:—								
River Steamers .....	4	2,366	5	2,670	3	1,487	12	6,523
Steam-launches .....	...	...	...	...	...	...	...	...
Sailing Vessels .....	...	...	...	...	...	...	...	...
5. Native Craft .....	176	5,676	245	8,415	177	5,930	598	20,021
Total .....	188	17,049	261	22,958	191	17,950	640	57,957
Same Quarter, 1903 .....	121	17,395	240	21,500	278	21,536	639	60,431
CLEARED.	JULY.		AUGUST.		SEPTEMBER.		TOTAL.	
	No.	Tons.	No.	Tons.	No.	Tons.	No.	Tons.
1. Foreign River Steamers .....	8	9,097	12	13,137	8	8,544	28	30,778
2. " Steam-launches .....	...	...	...	...	...	...	...	...
3. " Sailing Vessels .....	...	...	...	...	1	14	1	14
4. Chinese-owned Vessels of Foreign type:—								
River Steamers .....	5	2,670	4	2,366	4	1,791	13	6,827
Steam-launches .....	...	...	...	...	...	...	...	...
Sailing Vessels .....	...	...	...	...	...	...	...	...
5. Native Craft .....	123	3,983	225	7,885	176	6,082	524	17,950
Total .....	136	15,750	241	23,388	189	16,431	566	55,569
Same Quarter, 1903 .....	101	15,686	182	20,256	268	23,064	551	59,006
Of Sailing Vessels entered— 207 were from Ports in China. 391 " chartered in Ichang. 1 was from the Harbour.	Of Steamers entered— 41 were from Ports in China.	Of Sailing Vessels cleared— 330 were for Ports in China. 194 " released on expiry of Charter. 1 was for the Harbour.	Of Steamers cleared— 41 were for Ports in China.					
599 Entered.	41 Entered.	525 Cleared.	41 Cleared.					
		Remaining in Port.....93	Remaining in Port..... 2					

III. IMPORTS.—The principal articles of Import from Foreign Countries and Chinese Ports, during the quarter, as compared with the same period of previous years, have been as follows:—

DESCRIPTION OF GOODS.	1901.	1902.	1903.	1904.
OPIUM.				
Native, Szechwan..... <i>Piculs</i>	2,211.94	1,246.74	1,765.68	1,682.38
" Yunnan..... "	670.17	378.41	261.03	743.05
COTTON GOODS.				
Shirtings, Grey, Plain, Dutch..... <i>Pieces</i>	102,274	40,486	...	300
" " English..... "			57,285	80,318
Sheetings, American..... "	...	540	200	...
" English..... "	10,880	6,160	6,440	27,490
" Indian..... "	...	...	...	60
Shirtings, White, Plain, English..... "	20,474	2,560	6,850	10,397
Drills, American..... "	6,040	3,425	2,940	5,100
" English..... "	300	360	...	300
" Indian..... "	...	...	...	1,920
T-Cloths, English..... "	1,420	90	180	2,460
Printed Cottons:—				
Printed Chintzes, Plain Cotton Prints, and Printed Shirtings..... <i>Pieces</i>	4,295	2,732	570	1,883
" Drills, Furnitures, and Twills..... "			30	920
Dyed Cottons:—				
Cotton Italians, Plain, Fast Black..... <i>Pieces</i>	26,122	3,134	1,360	36,158
" " Coloured..... "			2,650	4,200
" " Figured..... "	...	1,186	4,733	
" Lastings, Plain..... "	14,320	6,020	1,344	8,495
" " Figured..... "			7,670	27,793
Dyed Turkey Red Shirtings..... "	3,057	2,045	2,695	3,625
Cotton Flannel, Plain Dyed, and Printed, English..... "	6,950	2,670	592	4,874
" " Plain Dyed, and Printed, Japanese..... "			300	300
Velvets and Velveteens..... <i>Yards</i>	1,132	230	...	...
Handkerchiefs..... <i>Dozens</i>	...	...	4,950	22,050
" Japanese..... "	2,006	3,372	5,850	8,590
Towels..... "	...	...	800	840
" Japanese..... "	2,191	3,062	1,970	720
Cotton Yarn, Indian..... <i>Piculs</i>	61,256	38,982	84,574	79,460
" Japanese..... "	1,155	497	2,684	6,761
<i>Chinese Cotton Goods.*</i>				
Cotton Yarn..... <i>Piculs</i>	23,208	14,502	13,740	16,842
WOOLLEN AND COTTON MIXTURES.				
Union Italian Cloth, Plain and Figured <i>Pieces</i>	3,469	300	1,533	2,249
WOOLLEN GOODS.				
Camlets, English..... <i>Pieces</i>	150	440	350	500
Cloth, Broad, Medium, and Habit..... <i>Yards</i>	665	198	...	...
Lastings, Plain, Figured, and Créped... <i>Pieces</i>	1,040	200	4,123	13,036
			280	783

\* Steam Factory products.

## III. IMPORTS—Continued.

DESCRIPTION OF GOODS.	1901.	1902.	1903.	1904.
Long Ells..... <i>Pieces</i>	1,860	680	905	1,610
Spanish Stripes..... <i>Yards</i>	1,308	198	...	...
Woolen Yarn..... <i>Piculs</i>	6	4	8,211	29,967
			63	36
<b>METALS.</b>				
Iron Wire..... <i>Piculs</i>	232	58	200	287
<b>FOREIGN SUNDRIES.</b>				
Bicho de Mar, Black..... <i>Piculs</i>	283	335	453	214
Buttons, Brass..... <i>Gross</i>	22,400	4,100	22,400	34,052
Cardamoms, Inferior..... <i>Piculs</i>	242	58	357	225
" Superior.....	52	26	5	42
Cassia Ligna.....	273	185	275	248
" Twigs.....	235	78	454	153
Cuttle-fish.....	607	102	1,152	851
Dyes, Aniline..... <i>Value, Hk. Tls</i>	35,837	6,678	28,979	50,751
Ginseng, American, Clarified..... <i>Piculs</i>	147	12	18	7
Needles..... <i>Mille</i>	14,550	34,750	31,250	39,350
Pepper, Black..... <i>Piculs</i>	641	78	1,319	674
" Prawns and Shrimps, Dried.....	21	14	151	132
" Sandalwood.....	142	227	180	270
" Seaweed and Agar-agar.....	6,134	3,771	10,208	10,780
" Sharks Fins, White and Clarified.....	19	40	5	39
" Sugar, White.....	2,731	1,996	991	3,302
<b>NATIVE SUNDRIES.</b>				
Bristles..... <i>Piculs</i>	1,830	2,911	1,540	1,965
China-root.....	485	82	2,088	1,484
Cuttle-fish.....	158	401	386	194
Feathers, Duck and Fowl.....	354	391	64	235
Fungus.....	753	110	308	1,072
Glassware.....	269	263	274	445
Hemp.....	3,755	6,915	5,821	4,231
Hides, Cow and Buffalo.....	158	187	528	1,421
Leather.....	166	269	636	321
Medicines..... <i>Value, Hk. Tls</i>	210,518	208,919	199,229	231,186
Musk..... <i>Catties</i>	268	291	208	189
Nutgalls..... <i>Piculs</i>	52	197	342	687
Paper, 1st Quality.....	289	33	83	238
Rhubarb.....	2,631	2,926	2,655	2,988
Safflower.....	184	258	...	45
Silk, Raw, Yellow.....	3,586	3,993	2,585	3,205
" Wild.....	77	248	127	892
" Refuse.....	226	457	335	294
" Cocoons, Refuse.....	9,804	8,895	9,673	10,079
" Piece Goods and Pongees.....	223	77	79	170
Sugar, Brown.....	979	561	3,720	...
Turmeric.....	3,038	1,808	1,783	3,057
Wax, White.....	1,875	701	168	1,145
Wool, Sheep's.....	3,654	2,343	2,988	6,058

IV. EXPORTS.—The principal articles of Export to Foreign Countries and Chinese Ports, during the quarter, as compared with the same period of previous years, have been as follows:—

DESCRIPTION OF GOODS.	1901.	1902.	1903.	1904.
Bristles..... <i>Piculs</i>	66	114	50	102
Copper, <i>Tribute</i> ..... "	...	...	5,150	5,150
Cotton, Raw..... "	488	121	225	404
Fungus..... "	582	521	1,390	1,567
Hemp..... "	784	1,804	689	84
Hides, Cow and Buffalo..... "	3	18	21	35
Lampblack..... "	95	100	84	149
Medicines..... <i>Value, Hk. Ta</i>	1,844	4,838	3,313	5,475
Nutgalls..... <i>Piculs</i>	793	407	47	197
Rice, <i>Duty Free</i> ..... "	10,833	6,126	10,048	13,071
Silk, Raw, Yellow..... "	31	5	22	14
" Cocoons, Refuse..... "	...	...	159	207
Varnish..... "	...	...	82	106

V. RE-EXPORTS.—The Re-exports to Chinese Ports of the principal Imports of Foreign and Native origin, during the quarter, as compared with the same period of previous years, have been as follows:—

DESCRIPTION OF GOODS.	1901.	1902.	1903.	1904.
<b>OPIUM.</b>				
Native, Szechwan..... <i>Piculs</i>	2,196.31	1,159.50	1,706.96	1,726.28
" Yunnan..... "	676.99	378.59	253.09	773.82
<b>COTTON GOODS.</b>				
Shirtings, Grey, Plain, Dutch..... <i>Pieces</i>	86,636	36,785	...	300
" " " English..... "	...	...	55,625	77,160
Sheetings, American..... "	...	400	120	...
" English..... "	8,040	5,320	5,400	26,050
" Indian..... "	...	...	...	60
Shirtings, White, Plain, English..... "	18,213	2,850	5,898	9,250
Drills, American..... "	3,421	3,690	2,910	4,950
" English..... "	...	...	...	300
" Indian..... "	...	...	...	1,920
T-Cloths, English..... "	1,320	90	180	2,460
Printed Cottons:—				
Printed Chintzes, Plain Cotton Prints, and Printed Shirtings..... <i>Pieces</i>	3,655	2,662	396	1,883
" Drills, Furnitures, and Twills..... "	...	...	...	400
Dyed Cottons:—				
Cotton Italians, Plain, Fast Black..... <i>Pieces</i>	20,484	2,682	1,300	35,085
" " Coloured..... "	...	...	2,599	3,500
" " Figured..... "	...	...	358	4,922
" Lastings, Plain..... "	10,962	5,180	602	7,648
" " Figured..... "	...	...	6,050	26,065
Dyed Turkey Red Shirtings..... "	2,775	1,925	2,775	3,475



## V. RE-EXPORTS—Continued.

DESCRIPTION OF GOODS.	1901.	1902.	1903.	1904.
Cotton Flannel, Plain, Dyed, and Printed, English..... <i>Pieces</i>	6,100	2,330	300	4,838
" Flannel, Plain, Dyed, and Printed, Japanese..... "				
Velvets and Velveteens..... <i>Yards</i>	422	170	...	300
Handkerchiefs..... <i>Dozens</i>	1,440	3,372	600	6,740
" Japanese..... "				
Towels..... <i>"</i>	2,150	2,932	750	720
" Japanese..... "				
Cotton Yarn, Indian..... <i>Piculs</i>	55,019	35,647	65,139	71,569
" Japanese..... <i>"</i>	155	325	...	6,013
<i>Chinese Cotton Goods.*</i>				
Cotton Yarn..... <i>Piculs</i>	22,621	15,714	12,291	15,404
WOOLLEN AND COTTON MIXTURES.				
Union Italian Cloth, Plain and Figured <i>Pieces</i>	2,547	210	1,333	2,209
WOOLLEN GOODS.				
Camlets, English..... <i>Pieces</i>	50	190	180	430
Cloth, Broad, Medium, and Habit.... <i>Yards</i>	342	192	...	...
Lastings, Plain, Figured, and Créped... <i>Pieces</i>	500	397	3,712	12,687
Long Ells..... <i>"</i>	2,060	500	260	763
Spanish Stripes..... <i>Yards</i>	800	192	920	1,520
Woollen Yarn..... <i>Piculs</i>	5	9	7,538	28,548
METALS.				
Iron Wire..... <i>Piculs</i>	55	48	82	74
FOREIGN SUNDRIES.				
Bicho de Mar, Black..... <i>Piculs</i>	101	202	148	118
Buttons, Brass..... <i>Gross</i>	15,800	4,100	8,900	24,902
Cardamoms, Inferior..... <i>Piculs</i>	206	73	210	168
" Superior..... <i>"</i>	26	21	1	4
Cassia Ligna..... <i>"</i>	199	110	151	114
" Twigs..... <i>"</i>	301	15	100	51
Cuttle-fish..... <i>"</i>	383	18	506	392
Dyes, Aniline..... <i>Value, Hk. Ta</i>	26,824	5,862	18,940	37,502
Ginseng, American, Clarified..... <i>Piculs</i>	45	6	4	3
Needles..... <i>Mille</i>	2,350	30,350	12,200	36,250
Seaweed and Agar-agar..... <i>Piculs</i>	1,629	6	4,232	2,271
NATIVE SUNDRIES.				
Bristles..... <i>Piculs</i>	1,803	2,984	1,721	1,853
China-root..... <i>"</i>	253	100	536	776
Cuttle-fish..... <i>"</i>	108	204	51	100
Feathers, Duck and Fowl..... <i>"</i>	344	391	126	235
Fungus..... <i>"</i>	718	110	299	1,084

\* Steam Factory products.

## V. RE-EXPORTS—Continued.

DESCRIPTION OF GOODS.	1901.	1902.	1903.	1904.
Hemp..... <i>Piculs</i>	4,560	7,329	5,825	4,227
Hides, Cow and Buffalo..... "	158	187	569	1,394
Leather..... "	152	269	646	332
Medicines..... <i>Value, Hk.Th</i>	203,776	206,448	160,096	217,737
Musk..... <i>Catties</i>	287	288	221	199
Nutgalls..... <i>Piculs</i>	52	307	369	775
Paper, 1st Quality..... "	154	23	17	216
Rhubarb..... "	2,543	2,508	2,583	2,948
Safflower..... "	174	258	...	45
Silk, Raw, Yellow..... "	3,731	3,907	2,494	3,164
"    Wild..... "	110	248	142	1,063
"    Refuse..... "	254	501	285	271
"    Cocoons, Refuse..... "	9,763	8,719	9,810	11,789
"    Piece Goods and Pongees..... "	131	60	60	151
Turmeric..... "	2,962	1,918	1,773	2,929
Wax, White..... "	2,193	795	136	1,146
Wool, Sheep's..... "	3,363	2,236	2,916	5,888

VI. INTERNAL TRANSIT.—The following Table gives a list of the principal Foreign Goods conveyed to the Interior under Transit Passes, during the quarter, as compared with the same period of previous years:—

DESCRIPTION OF GOODS.	1901.	1902.	1903.	1904.
CHINESE COTTON GOODS.*				
Cotton Yarn..... <i>Piculs</i>	333	746	365	31
METALS.				
Iron Nails..... <i>Piculs</i>	...	...	30	...
"    Wire..... "	...	...	24	46
SUNDRIES.				
Cuttle-fish..... <i>Piculs</i>	...	...	...	20
Oil, Kerosene, American..... <i>Gallons</i>	...	...	9,900	...
"    Russian..... "	...	...	16,000	...
Seaweed..... <i>Piculs</i>	...	...	75	580
TRANSIT PASSES ISSUED..... No.	6	3	39	20

\* Steam Factory products.

## VII. OPIUM.—Nil.

VIII. SPECIAL TABLES.—The following Tables give separate statistics in connexion with the Passenger Traffic and the Import and Export of Treasure :—

## 1°. PASSENGER TRAFFIC.

PASSENGERS TO					PASSENGERS FROM			
SAILING VESSELS.		STEAMERS.			SAILING VESSELS.		STEAMERS.	
Foreigners.	Natives.	Foreigners.	Natives.		Foreigners.	Natives.	Foreigners.	Natives.
...	...	44	1,227		Hankow.....	...	...	51
5	18	...	...	Chungking .....	23	26	...	...
5	18	44	1,227	TOTAL.....	23	26	51	1,873

## 2°. TREASURE.

COUNTRIES FROM WHICH IMPORTED AND TO WHICH EXPORTED.	IMPORTS.				EXPORTS.				
	GOLD.		SILVER.		GOLD.		SILVER.		COPPER COINS.
	In Bars.	In Sycee.	In Dollars.		In Bars.	In Sycee.	In Dollars.		
	<i>Hk. Tk.</i>	<i>Hk. Tk.</i>	<i>Hk. Tk.</i>	<i>Hk. Tk.</i>	<i>Hk. Tk.</i>	<i>Hk. Tk.</i>	<i>Hk. Tk.</i>	<i>Hk. Tk.</i>	
1. FOREIGN COUNTRIES.....	...	...	...	...	...	...	...	...	
TOTAL : 1. FOREIGN COUNTRIES	...	...	...	...	...	...	...	...	
2. CHINA.									
Chungking.....	...	1,200	...	...	...	...	...	...	
Hankow.....	...	3,680	2,667	1,600	...	26,800	...	...	
Shanghai.....	...	800	...	...	...	...	...	...	
TOTAL : 2. CHINA.....	...	5,680	2,667	1,600	...	26,800	...	...	
TOTAL : 1 and 2. FOREIGN COUNTRIES AND CHINA.....	...	5,680	2,667	1,600	...	26,800	...	...	
GRAND TOTAL.....	...	8,347		1,600	...	26,800	...	...	

IX. REVENUE.—The following Table shows the Dues and Duties (Foreign flags, Native flag,\* and Transit) collected during the quarter, as compared with the corresponding period of previous years:—

	1902.		1903.		1904.	
	Foreign.	Native.	Foreign.	Native.	Foreign.	Native.
	<i>Hk. Tkms.c.c.</i>	<i>Hk. Tkms.c.c.</i>	<i>Hk. Tkms.c.c.</i>	<i>Hk. Tkms.c.c.</i>	<i>Hk. Tkms.c.c.</i>	<i>Hk. Tkms.c.c.</i>
Import Duty.....	523.6.8.9	56.5.0.0	741.5.5.6	89.9.2.3	673.7.7.6	48.3.8.8
Export „ .....	1,799.1.5.1	435.0.6.6	1,565.6.2.4	808.9.5.2	1,880.6.1.7	781.5.2.3
Coast Trade Duty.....	468.6.4.4	200.0.8.3	345.5.1.5	108.7.8.0	373.3.3.9	293.3.1.7
Opium Duty.....	11.7.0.0	97.335.3.7.2	...	105,441.2.4.4	2.0.0	125,703.7.2.9
Tonnage Dues.....	...	...	1.4.0.0	...	1.4.0.0	...
<i>Hk. Tk</i>	2,803.1.8.4	98,027.0.2.1	2,654.0.9.5	106,448.8.9.9	2,929.3.3.2	126,826.9.5.7
Foreign and Native....	100,830.2.0.5		109,102.9.9.4		129,756.2.8.9	
Transit Dues {	26.5.8.2	26.5.8.2	105.8.2.9	105.8.2.9	61.2.9.8	61.2.9.8
Inwards.....	...		...		...	
Outwards.....	...		...		...	
Opium * {	...	...	...	...	...	...
Foreign Flags	...		...		...	
Likin {	...		...		...	
Native Flag...	...		...		...	
TOTAL COLLECTION	<i>Hk. Tk</i>	100,856.7.8.7	<i>Hk. Tk</i>	109,208.8.2.3	<i>Hk. Tk</i>	129,817.5.8.7 †
† No Drawbacks marked for cash payment during quarter, to be deducted from } total collection .....					<i>Hk. Tk</i>	<i>Nil.</i>

\* Chinese registered Ships and Steamers; Chinese Lorchas and Pajicos holding Customs sailing letters; and Chinese Junks chartered by Foreigners.

I am, etc.,

F. S. UNWIN,

Commissioner of Customs.

To the

INSPECTOR GENERAL OF CUSTOMS.

(Received 20th October 1904.)

CUSTOM HOUSE.  
SHASI, 12TH OCTOBER 1904.

SIR,

I.—In conformity with the instructions contained in your Circulars Nos. 21 of 1869, 14 of 1872, and 6 of 1875, I now transmit to the Statistical Department at Shanghai, for publication, the statistics of the trade of this port for the third quarter of the year 1904.

II. TONNAGE.—The number, tonnage, and movements of vessels, entered and cleared during the quarter, are set forth in the following Table:—

ENTERED.	JULY.		AUGUST.		SEPTEMBER.		TOTAL.	
	No.	Tons.	No.	Tons.	No.	Tons.	No.	Tons.
1. Foreign Ocean-going Steamers.....	...	...	...	...	...	...	...	...
2. " River Steamers.....	16	17,551	23	25,349	20	21,377	59	64,277
3. Chinese-owned Vessels of Foreign type:—								
Ocean-going Steamers.....	...	...	...	...	...	...	...	...
River Steamers.....	8	4,157	9	5,611	8	3,582	25	13,350
4. Native Craft.....	...	...	...	...	...	...	...	...
Total.....	24	21,708	32	30,960	28	24,959	84	77,627
Same Quarter, 1903.....	24	25,368	27	31,982	27	27,939	78	85,289
CLEARED.	JULY.		AUGUST.		SEPTEMBER.		TOTAL.	
	No.	Tons.	No.	Tons.	No.	Tons.	No.	Tons.
1. Foreign Ocean-going Steamers.....	...	...	...	...	...	...	...	...
2. " River Steamers.....	16	17,551	23	25,349	20	21,377	59	64,277
3. Chinese-owned Vessels of Foreign type:—								
Ocean-going Steamers.....	...	...	...	...	...	...	...	...
River Steamers.....	8	4,157	9	5,611	8	3,582	25	13,350
4. Native Craft.....	...	...	...	...	...	...	...	...
Total.....	24	21,708	32	30,960	28	24,959	84	77,627
Same Quarter, 1903.....	24	25,368	27	31,982	27	27,939	78	85,289
Of Sailing Vessels entered—	Of Steamers entered—		Of Sailing Vessels cleared—		Of Steamers cleared—			
Nil.	84 were from Ports in China.		Nil.		84 were for Ports in China.			
	84 Entered.				84 Cleared.			
					Remaining in Port ..... Nil.			

III. IMPORTS.—The principal articles of Import from Foreign Countries and Chinese Ports, during the quarter, as compared with the same period of previous years, have been as follows:—

DESCRIPTION OF GOODS.	1901.	1902.	1903.	1904.
OPIMUM.				
Malwa..... <i>Piculs</i>	...	3*	8*	6.50*
Patna..... "	...	2.40*	7.20*	12.30*
COTTON GOODS.				
Shirtings, Grey, American..... <i>Pieces</i>	} 9,000	4,550	{ 760	190
"    English..... "				
Sheetings, Grey, Plain, American..... "	120	120	760	7,880
"    English..... "	480	390	530	350
Shirtings, White, Plain..... "	6,660	6,510	9,411	9,600
Drills, American..... "	...	...	2,745	1,170
Jeans, "..... "	90	...	80	40
"    English..... "	270	460	940	680
T-Cloths, English..... "	75	...	...	380
Chintzes and Plain Cotton Prints..... "	60	130	480	230
Turkey Red Cottons and Dyed T-Cloths	550	415	1,390	1,310
Cotton Italians, Plain, Fast Black..... "	} 3,450	4,924	{ 2,100	3,151
"    Lastings, Plain..... "				
"    Figured..... "	...	...	2,720	2,140
"    Flannel, Plain, Dyed, and Printed,	} 80	260	480	1,210
American..... "				
"    Plain, Dyed, and Printed,	} 320	200	202	...
Japanese..... "				
Velvets and Velveteens..... <i>Yards</i>	294	120	...	...
Handkerchiefs..... <i>Dozens</i>	415	230	10,150	10,290
Cotton Yarn, Indian..... <i>Piculs</i>	30	18	200	200
"    Japanese..... "	1,731	513	420	...
"    "..... "	...	...	5,026	3,411
<i>Chinese Cotton Goods.†</i>				
Cotton Yarn, Hankow..... <i>Piculs</i>	30	...	...	...
WOOLLEN AND COTTON MIXTURES.				
Union Italian Cloth..... <i>Pieces</i>	240	140	180	136
WOOLLEN GOODS.				
Camlets..... <i>Pieces</i>	240	320	340	280
Cloth, Broad, Medium, and Habit..... <i>Yards</i>	18	12	...	...
Lastings..... <i>Pieces</i>	280	290	2,093	765
Long Ells..... "	380	270	280	120
"    "..... "	...	...	735	445
METALS.				
Iron and Mild Steel, New:—				
Nails, Wire..... <i>Piculs</i>	220	175	51	75
Wire..... "	66	60	170	242
Steel..... "	...	9	17	18
FOREIGN SUNDRIES.				
Bicho de Mar, Black..... <i>Piculs</i>	16	21	37	30
Clocks..... <i>Pieces</i>	114	96	150	268
Cotton Gins..... <i>Sets</i>	215	200	366	911
"    "    Parts of..... <i>Value, Hk. Th.</i>	1,054	645	1,902	2,845

\* Duty and Likin paid and labelled at Hankow.

† Steam Factory products.

## III. IMPORTS—Continued.

DESCRIPTION OF GOODS.	1901.	1902.	1903.	1904.
Cuttle-fish..... <i>Piculs</i>	25	34	42	130
Dyes, Aniline..... <i>Value, Hk. Tls</i>	1,079	1,888	2,915	3,398
Flour..... <i>Piculs</i>	150	135	135	252
Oil, Kerosene, American..... <i>Gallons</i>	5,000	3,100	7,000	...
"    Russian.....	...	...	1,200	...
Pepper, Black..... <i>Piculs</i>	110	53	141	103
Sandalwood.....	32	471	309	489
Sapanwood.....	67	8	...	...
Seaweed.....	1,005	763	1,950	1,765
Sugar Candy.....	126	287	366	558
"    Refined.....	2,174	4,821	4,221	8,822
"    White.....	...	...	26	765
Umbrellas, Cotton..... <i>Pieces</i>	...	1,320	1,260	4,140
NATIVE SUNDRIES.				
Books, Printed..... <i>Piculs</i>	...	29	28	96
Hams.....	16	30	13	12
Long-ngans, Dried.....	30	37	40	20
Medicines.....	...	10	52	425
Paper, 1st Quality.....	4	...	2	13
"    Joss.....	...	10	8	...
Sea Blubber.....	35	15	10	40
Silk Piece Goods.....	20	7	...	4
Sugar, Brown.....	...	...	839	...
"    White.....	279	89	...	73
Tea, Green.....	...	...	103	44

IV. EXPORTS.—The principal articles of Export to Foreign Countries and Chinese Ports, during the quarter, as compared with the same period of previous years, have been as follows:—

DESCRIPTION OF GOODS.	1901.	1902.	1903.	1904.
Beans and Peas..... <i>Piculs</i>	...	...	2,837	2,005
Cotton, Raw.....	1,304	73	...	732
Fungus.....	100	462	229	127
Medicines.....	...	40	122	188
Nankeens.....	131	237	191	252
Nutgalls.....	94	28	5	16
Oil, Wood.....	...	1,159	20	...
Rice.....	...	...	6,878	621
"    Paddy.....	...	...	108	...
Seed, Sesamum.....	...	3,370	...	548
Silk, Raw, Yellow.....	461	165	451	214
"    Cocoons, Refuse.....	...	195	463	428
Tallow, Vegetable.....	444	392	711	577
Varnish.....	...	8	29	19
Wax, White.....	28	80	176	311
"    Yellow.....	12	14	7	11

V. RE-EXPORTS.—The Re-exports to Chinese Ports of the principal Imports of Foreign and Native origin during the quarter, as compared with the same period of previous years, have been as follows:—

DESCRIPTION OF GOODS.	1901.	1902.	1903.	1904.
COTTON GOODS.				
Shirtings, White, Plain..... <i>Pieces</i>	...	...	50	...
Cotton Yarn, Japanese..... <i>Piculs</i>	...	...	...	15
FOREIGN SUNDRIES.				
Bicho de Mar, Black..... <i>Piculs</i>	1	...	...	...
NATIVE SUNDRIES.				
Medicines..... <i>Piculs</i>	...	...	...	54

VI. INTERNAL TRANSIT.—The following Table gives a list of the principal Foreign Goods conveyed to the Interior under Transit Passes, during the quarter, as compared with the same period of previous years:—

DESCRIPTION OF GOODS.	1901.	1902.	1903.	1904.
COTTON GOODS.				
Cotton Yarn, Indian..... <i>Piculs</i>	...	15	360	...
SUNDRIES.				
Cotton Gins..... <i>Sets</i>	17	...	99	131
" " Parts of..... <i>Value, Hk. Th</i>	52	...	...	98
Cuttle-fish..... <i>Piculs</i>	3	...	...	15
Oil, Kerosene, American..... <i>Gallons</i>	7,760	...	6,700	...
" " Russian..... " "	...	...	1,000	...
" " Sumatra..... " "	100	...	...	...
Pepper, Black..... <i>Piculs</i>	...	...	37	22
Sandalwood..... " "	...	25	54	95
Sapanwood..... " "	...	38	...	...
Seaweed..... " "	557	200	1,091	796
Sugar, Refined..... " "	48	60	...	34
TRANSIT PASSES ISSUED..... <i>No.</i>	42	27	128	79

VII. OPIUM.—*N<sup>o</sup>.*



VIII. SPECIAL TABLES.—The following Tables give separate statistics in connexion with the Passenger Traffic and the Import and Export of Treasure:—

## 1°. PASSENGER TRAFFIC.

PASSENGERS TO					PASSENGERS FROM			
SAILING VESSELS.		STEAMERS.			SAILING VESSELS.		STEAMERS.	
Foreigners.	Natives.	Foreigners.	Natives.		Foreigners.	Natives.	Foreigners.	Natives.
...	...	12	1,504		Hankow.....	...	...	20
...	...	2	815	Ichang.....	...	...	1	384
...	...	14	2,319	TOTAL.....	...	...	21	1,639

## 2°. TREASURE.

COUNTRIES FROM WHICH IMPORTED AND TO WHICH EXPORTED.	IMPORTS.				EXPORTS.			
	GOLD. In Bars.	SILVER.		COPPER COINS.	GOLD. In Bars.	SILVER.		COPPER COINS.
		In Sycee.	In Dollars.			In Sycee.	In Dollars.	
1. FOREIGN COUNTRIES.....	...	...	...	...	...	...	...	...
TOTAL: 1. FOREIGN COUNTRIES	...	...	...	...	...	...	...	...
2. CHINA.								
Ichang.....	...	...	...	...	...	1,860	...	...
Yochow.....	...	51,603	733	...	...	...	...	...
Hankow.....	...	12,900	...	14,000	...	33,201	...	...
TOTAL: 2. CHINA.....	...	64,503	733	14,000	...	35,061	...	...
TOTAL: 1 and 2. FOREIGN COUNTRIES AND CHINA.....	...	64,503	733	14,000	...	35,061	...	...
GRAND TOTAL.....	...	65,236	733	14,000	...	35,061	...	...

IX. REVENUE.—The following Table shows the Dues and Duties (Foreign flags, Native flag,\* and Transit) collected during the quarter, as compared with the corresponding period of previous years:—

	1902.		1903.		1904.	
	Foreign.	Native.	Foreign.	Native.	Foreign.	Native.
	<i>Hk. Tam.c.c.</i>	<i>Hk. Tam.c.c.</i>	<i>Hk. Tam.c.c.</i>	<i>Hk. Tam.c.c.</i>	<i>Hk. Tam.c.c.</i>	<i>Hk. Tam.c.c.</i>
Import Duty.....	1,334.2.1.1	26.1.3.0	72.5.1.9	21.2.0.0	137.8.4.6	...
Export ".....	2,158.1.5.2	1,224.0.8.8	3,796.3.3.2	1,512.6.3.3	2,078.3.9.9	1,702.9.9.1
Coast Trade Duty.....	86.4.2.5	135.3.3.1	158.6.7.9	72.5.7.2	270.0.3.1	99.6.9.2
Opium Duty.....	...	...	...	...	...	...
Tonnage Dues.....	...	...	...	...	...	...
<i>Hk. Ta</i>	3,578.7.8.8	1,385.5.4.9	4,027.5.3.0	1,606.4.0.5	2,486.2.7.6	1,802.6.8.3
Foreign and Native.....	4,964.3.3.7		5,633.9.3.5		4,288.9.5.9	
Transit Dues { Inwards.....	37.5.1.9	37.5.1.9	362.4.1.2	362.4.1.2	138.6.9.0	138.6.9.0
{ Outwards.....	...		...		...	
Opium { Foreign Flags	...	...	...	...	...	...
Li kin { Native Flag...	...	...	...	...	...	...
TOTAL COLLECTION	<i>Hk. Ta</i> 5,001.8.5.6		<i>Hk. Ta</i> 5,996.3.4.7		<i>Hk. Ta</i> 4,427.6.4.9 †	
+ No Drawbacks marked for cash payment during quarter, to be deducted from } total collection.....					<i>Hk. Ta Nil.</i>	

\* Chinese registered Ships and Steamers; Chinese Lorchas and Pajécos holding Customs sailing letters; and Chinese Junks chartered by Foreigners.

I am, etc.,

OLIVER G. READY,

Acting Commissioner of Customs.

To the

INSPECTOR GENERAL OF CUSTOMS.

(Received 26th October 1904.)

CUSTOM HOUSE,  
CHANGSHA, 15TH OCTOBER 1904.

SIR,

I.—a. In conformity with the instructions contained in your Circulars Nos. 21 of 1869, 14 of 1872, and 6 of 1875, I now transmit to the Statistical Department at Shanghai, for publication, the statistics of the trade of this port for the third quarter of the year 1904.

b. The Custom House at this port was opened on the 1st July 1904.

II. TONNAGE.—The number, tonnage, and movements of vessels, entered and cleared during the quarter, are set forth in the following Table:—

ENTERED.	JULY.		AUGUST.		SEPTEMBER.		TOTAL.	
	No.	Tons.	No.	Tons.	No.	Tons.	No.	Tons.
1. Foreign River Steamers .....	15	9,857	16	10,668	15	10,088	46	30,613
2. " Inland-waters Steamers .....	15	9,857	16	10,668	14	9,277	45	29,802
3. " Sailing Vessels .....	*	627	...	...	...	...	2	627
4. Chinese-owned Vessels of Foreign type:—								
Inland-waters Steamers .....	72	647	109	903	68	620	249	2,170
Steam-launches .....	10	631	10	946	8	674	28	2,251
Sailing Vessels .....	...	...	...	...	...	...	...	...
5. Native Craft .....	...	...	...	...	...	...	...	...
Total .....	114	21,619	151	23,185	105	20,659	370	65,463
CLEARED.	JULY.		AUGUST.		SEPTEMBER.		TOTAL.	
	No.	Tons.	No.	Tons.	No.	Tons.	No.	Tons.
1. Foreign River Steamers .....	15	9,857	16	10,668	14	9,277	45	29,802
2. " Inland-waters Steamers .....	15	9,857	16	10,668	14	9,277	45	29,802
3. " Sailing Vessels .....	...	...	...	...	...	...	...	...
4. Chinese-owned Vessels of Foreign type:—								
Inland-waters Steamers .....	72	647	109	903	68	620	249	2,170
Steam-launches .....	9	623	10	946	8	674	27	2,243
Sailing Vessels .....	...	...	...	...	...	...	...	...
5. Native Craft .....	...	...	...	...	...	...	...	...
Total .....	111	20,984	151	23,185	104	19,848	366	64,017
Of Sailing Vessels entered—	Of Steamers entered—		Of Sailing Vessels cleared—		Of Steamers cleared—			
2* were from Ports in China.	74 were from Ports in China.		Nil.		72 were for Ports in China.			
	294 " " Inland Waters places.				294 " " Foreign Ports.			
2 Entered.	368 Entered.				366 Cleared.			
					Remaining in Port..... 2			

\* Hulks.

III. IMPORTS.—The principal articles of Import from Foreign Countries and Chinese Ports, during the quarter, have been as follows:—

DESCRIPTION OF GOODS.	1904.	DESCRIPTION OF GOODS.	1904.
<b>OPUM.</b>		<b>WOOLLEN AND COTTON MIXTURES.</b>	
Benares .....	<i>Piculs</i> 2	Union and Poncho Cloth .....	Yards 1,099
Malwa .....	" 5	" Italian Cloth .....	<i>Pieces</i> 371
Patna .....	" 52	<b>WOOLLES GOODS.</b>	
<b>COTTON GOODS.</b>		Camlets, English .....	<i>Pieces</i> 190
Shirtings, Grey, Plain, American .....	<i>Pieces</i> 1,600	Cloth, Broad, Medium, Habit, and	
" " " English .....	29,490	Russian .....	Yards 16,843
Sheetings, Grey, Plain, American .....	" 2,200	Long Ells .....	<i>Pieces</i> 95
" " " English .....	" 2,200	Spanish Stripes .....	Yards 12,743
Shirtings, White, Plain .....	" 35,458	<b>METALS.</b>	
Drills, American .....	" 2,299	Tin, Slabs .....	<i>Piculs</i> 124
Jeans, English .....	" 3,145	<b>FOREIGN SUNDRIES.</b>	
" " " English .....	" 80	Bags of all kinds .....	<i>Piculs</i> 54,850
T-Cloths, English .....	" 270	Betel-nuts .....	<i>Piculs</i> 2,339
Chintzes and Plain Cotton Prints .....	" 2,438	Bicho de Mar, Black .....	" 49
Printed Drills, Furnitures, and		" White .....	" 34
Twills .....	" 2,755	Clams, Dried .....	" 555
" Sateens, Reps, etc. ....	" 1,640	Cuttle-fish .....	" 320
" T-Cloths .....	" 2,109	Dyes, Aniline .....	<i>Value, Hk. Tk</i> 4,057
" Turkey Reds .....	" 550	Needles .....	<i>Mille</i> 10,750
Cotton Italians, Plain, Fast Black .....	" 31,702	Pepper, Black .....	<i>Piculs</i> 306
" " Coloured .....	" 1,917	Sandalwood .....	" 2,770
" Lastings, Plain .....	" 567	Seaweed .....	" 3,901
" Italians, Dyed, Figured .....	" 3,353	Sugar, Brown .....	" 2,125
" Lastings, Figured .....	" 7,800	" Candy .....	" 1,565
Dyed Shirtings, Figured, Bro-		" Refined .....	" 4,190
cadead, and Spotted .....	" 120	" White .....	" 6,306
" Shirtings, Plain .....	" 650	<b>NATIVE SUNDRIES.</b>	
" Turkey Red Cambries .....	" 4,559	Books, Chinese .....	<i>Piculs</i> 227
Cotton Flannel .....	" 780	Cuttle-fish .....	" 230
Velvets and Velveteens, 22 inches	<i>Yards</i> 30,049	Paper, 1st Quality .....	" 23
Handkerchiefs, Plain, Dyed, and		" 2nd " .....	" 56
Printed .....	<i>Dozens</i> 3,532	Silk Piece Goods .....	" 110
Cotton Yarn, Japanese .....	<i>Piculs</i> 2,008	Sugar, Brown .....	" 307
<i>Chinese Cotton Goods.*</i>		" White .....	" 4,332
Shirtings .....	<i>Pieces</i> 100	Tobacco, Prepared .....	" 726
Sheetings .....	" 1,160		

\* Steam Factory products.

IV. EXPORTS.—The principal articles of Export (including Re-exports) to Foreign Countries and Chinese Ports, during the quarter, have been as follows:—

DESCRIPTION OF GOODS.	1904.	DESCRIPTION OF GOODS.	1904.
Antimony, Crude (Regulus) .....	<i>Piculs</i> 9,576	Books, Chinese .....	<i>Piculs</i> 207
" Ore .....	" 10,399	Bristles .....	" 218
Arsenic .....	" 534	Cotton, Raw .....	" 336
Bamboo Shoots .....	" 140	Fire-crackers and Fireworks .....	" 3,855
Beans, Miscellaneous .....	" 1,367	Hides, Buffalo and Cow .....	" 27

## IV. EXPORTS—Continued.

DESCRIPTION OF GOODS.	1904.	DESCRIPTION OF GOODS.	1904.
Hemp..... <i>Piculs</i>	506	Seed, Lily Flower, or Lotus-nuts <i>Piculs</i>	1,180
Lampblack..... "	91	" Rape..... "	912
Lard..... "	1,631	Steel, Bars..... "	326
Medicines..... "	563	Tea, Stalk..... "	153
Nankeens..... "	577	Vermicelli..... "	481
Paper, 2nd Quality..... "	644	Wax, White..... "	25
Peppermint Leaf..... "	227	Zinc Ore..... "	1,680
Rice, <i>Duty Paid</i> ..... "	57,322		

V. RE-EXPORTS.—The Re-exports to Chinese Ports of the principal Imports of Foreign and Native origin, during the quarter, have been as follows:—

DESCRIPTION OF GOODS.	1904.	DESCRIPTION OF GOODS.	1904.
COTTON GOODS.		SUNDRIES.	
Shirtings, White, English..... <i>Pieces</i>	50	Dyes, Aniline..... <i>Value, Hk. Tls.</i>	22
Cotton Italians, Figured..... "	30	Needles..... <i>Mille</i>	50

VI. INTERNAL TRANSIT.—The following Table gives a list of the principal Foreign Goods conveyed to the Interior under Transit Passes, during the quarter:—

DESCRIPTION OF GOODS.	1904.	DESCRIPTION OF GOODS.	1904.
COTTON GOODS.		WOOLLEN AND COTTON MIXTURES.	
Shirtings, Grey, Plain, American <i>Pieces</i>	400	Union and Poncho Cloth..... <i>Yards</i>	403
" " " English..... "	4,190	" Italian Cloth..... <i>Pieces</i>	90
Sheetings, Grey, Plain, American..... "	260	WOOLLEN GOODS.	
" " " English..... "	460	Cloth, Broad, Medium, Habit, and	
Shirtings, White, Plain..... "	4,126	Russian..... <i>Yards</i>	3,520
Drills, American..... "	180	Spanish Stripes..... "	1,241
" " " English..... "	240	METALS.	
Jeans, "..... "	150	Tin, Slabs..... <i>Piculs</i>	31
T-Cloths, English..... "	60	SUNDRIES.	
Chintzes and Plain Cotton Prints	210.	Bags of all kinds..... <i>Pieces</i>	14,400
Printed Drills, Furnitures, and		Betel-nuts..... <i>Piculs</i>	1,382
Twills..... "	150	Clams, Dried..... "	168
" Sateens, Repts, etc..... "	420	Cuttle-fish..... "	122
Cotton Italians, Plain and Figured	5,072	Dyes, Aniline..... <i>Value, Hk. Tls.</i>	229
" Lastings, "..... "	1,031	Pepper, Black..... <i>Piculs</i>	37
Dyed Shirtings, Brocaded and		Sandalwood..... "	402
Spotted..... "	50	Seaweed, Long..... "	622
Turkey Red Shirtings and Cam-		Sugar, Brown..... "	470
brics..... "	265	" Candy..... "	169
Cotton Flannel..... <i>Yards</i>	780	" Refined..... "	1,229
Velvets and Velveteens, 22 inches	1,543	" White..... "	1,258
Cotton Yarn, Japanese..... <i>Piculs</i>	256		

VII. OPIUM.—*Nil.*

VIII. SPECIAL TABLES.—The following Tables give separate statistics in connexion with the Passenger Traffic and the Import and Export of Treasure :—

## 1°. PASSENGER TRAFFIC.

PASSENGERS TO					PASSENGERS FROM			
SAILING VESSELS.		STEAMERS.			SAILING VESSELS.		STEAMERS.	
Foreigners.	Natives.	Foreigners.	Natives.		Foreigners.	Natives.	Foreigners.	Natives.
...	...	32	4,534		} Hankow and intermediate Ports. Siangtan.....	...	...	59
...	...	17	5,320	...		...	20	6,450
...	...	49	9,854	TOTAL.....	...	...	79	11,417

## 2°. TREASURE.

COUNTRIES FROM WHICH IMPORTED AND TO WHICH EXPORTED.	IMPORTS.				EXPORTS.			
	SILVER.			COPPER COINS.	SILVER.			COPPER COINS.
	In Sycee.	In Dollars.	In Coin.		In Sycee.	In Dollars.	In Coin.	
	<i>Hk. 7th</i>	<i>Hk. 7th</i>	<i>Hk. 7th</i>	<i>Hk. 7th</i>	<i>Hk. 7th</i>	<i>Hk. 7th</i>	<i>Hk. 7th</i>	<i>Hk. 7th</i>
1. FOREIGN COUNTRIES.....	...	...	...	...	...	...	...	
TOTAL: 1. FOREIGN COUNTRIES	...	...	...	...	...	...	...	
2. CHINA.								
Hankow.....	...	2,667	...	...	145,620	55,758	22,814	2,272
TOTAL: 2. CHINA.....	...	2,667	...	...	145,620	55,758	22,814	2,272
TOTAL: 1 and 2. FOREIGN COUNTRIES AND CHINA.....	...	2,667	...	...	145,620	55,758	22,814	2,272
GRAND TOTAL.....	2,667			...	224,192			2,272

IX. REVENUE.—The following Table shows the Dues and Duties (Foreign flags, Native flag,\* and Transit) collected during the quarter:—

	1904.	
	Foreign.	Native.
Import Duty .....	<i>Hk. Tk. m. c. c.</i> 791.2.3.7	<i>Hk. Tk. m. c. c.</i> ...
Export „ .....	15,400.3.7.8	...
Coast Trade Duty .....	2,292.7.3.7	...
Opium Duty .....	...	...
Tonnage Dues.....	...	2.2.0.0
	<i>Hk. Tk.</i> 18,484.3.5.2	2.2.0.0
Foreign and Native .....	18,486.5.5.2	
Transit Dues.....	{ Inwards..... Outwards.....	{ 2,752.0.7.0 2,752.0.7.0
Opium Likin.....	{ Foreign Flags..... Native Flag.....	{ }
TOTAL COLLECTION.....	<i>Hk. Tk.</i> 21,238.6.2.2	
† No Drawbacks marked for cash payment during quarter, to be deducted from total collection.....	<i>Hk. Tk.</i>	<i>Nil.</i>

\* Chinese registered Ships and Steamers; Chinese Lorchas and Papiros holding Customs sailing letters; and Chinese Junks chartered by Foreigners.

I am, etc.,

A. H. HARRIS,

*Acting Commissioner of Customs.*

To the

INSPECTOR GENERAL OF CUSTOMS.

(Received 24th October 1904.)

CUSTOM HOUSE,  
HANKOW, 18TH OCTOBER 1904.

SIR,

I.—In conformity with the instructions contained in your Circulars Nos. 21 of 1869, 14 of 1872, and 6 of 1875, I now transmit to the Statistical Department at Shanghai, for publication, the statistics of the trade of this port for the third quarter of the year 1904.

II. TONNAGE.—The number, tonnage, and movements of vessels, entered and cleared during the quarter, are set forth in the following Table :—

ENTERED.	JULY.		AUGUST.		SEPTEMBER.		TOTAL.	
	No.	Tons.	No.	Tons.	No.	Tons.	No.	Tons.
1. Foreign Ocean-going Steamers .....	14	25,009	13	15,983	11	16,058	38	57,050
2. " River Steamers .....	84	95,489	88	103,069	86	99,260	258	297,818
3. " Steam-launches.....	4	54	1	40	...	...	5	94
4. " Sailing Vessels.....	1	912	...	...	...	...	1	912
5. Chinese-owned Vessels of Foreign type :—								
Ocean-going Steamers.....	5	6,307	1	980	1	1,385	7	8,672
River Steamers.....	25	19,392	22	17,160	25	19,544	72	56,105
Steam-launches.....	3	18	3	78	3	78	9	174
Sailing Vessels.....	17	4,359	8	1,703	18	3,839	43	9,901
6. Native Craft.....	45	4,057	93	6,183	71	6,249	209	16,489
Total.....	198	155,597	229	145,205	215	146,413	642	447,215
Same Quarter, 1903.....	237	140,006	302	152,303	384	156,237	923	448,546
CLEARED.	JULY.		AUGUST.		SEPTEMBER.		TOTAL.	
	No.	Tons.	No.	Tons.	No.	Tons.	No.	Tons.
1. Foreign Ocean-going Steamers .....	11	17,003	15	22,686	12	17,648	38	57,337
2. " River Steamers.....	84	94,954	89	103,111	87	102,846	260	300,911
3. " Steam-launches.....	2	10	3	86	...	...	5	96
4. " Sailing Vessels.....	1	329	1	912	...	...	2*	1,241
5. Chinese-owned Vessels of Foreign type :—								
Ocean-going Steamers.....	2	2,722	4	4,565	1	1,385	7	8,672
River Steamers.....	24	19,279	24	18,161	24	19,240	72	56,680
Steam-launches.....	5	34	1	40	8	186	14	260
Sailing Vessels.....	20	4,512	26	7,124	13	2,722	59	14,358
6. Native Craft.....	45	4,057	93	6,183	71	6,249	209	16,489
Total.....	194	142,900	256	162,868	216	150,276	666	456,044
Same Quarter, 1903.....	216	146,053	261	144,577	263	149,171	740	439,801
Of Sailing Vessels entered—	Of Steamers entered—		Of Sailing Vessels cleared—		Of Steamers cleared—			
96† were from Ports in China.	370 were from Ports in China.		213‡ were for Ports in China.		366 were for Ports in China.			
1 was " Foreign Ports.	17 " " Foreign Ports.		53† " " Native Office.		19 " " Foreign Ports.			
156 were " Native Office.	2 " " the Harbour.		4§ " " the Harbour.		10 " " the Harbour.			
253 Entered.	389 Entered.		270 Cleared.		395 Cleared.			
			Remaining in Port ..... 16		Remaining in Port..... 4			

\* Including 1 Postoon

† " " 8 Chartered Junks and 45 Government Ore Junks.

‡ Including 156 Chartered Junks.

§ Lighters.



III. IMPORTS.—The principal articles of Import from Foreign Countries and Chinese Ports, during the quarter, as compared with the same period of previous years, have been as follows:—

DESCRIPTION OF GOODS.	1901.	1902.	1903.	1904.
<b>OPiUM.</b>				
Benares .....	2.40	1.20	...	2.40
Malwa .....	43	36	48	46.50*
Patna .....	57.60	68.40	69.60	91.20
Native, Szechwan .....	2,023.01	1,212.63	1,718.70	1,600.82
" Yunnan .....	667.23	443.44	198.86	764.77
<b>CORTEX GOODS.</b>				
Shirtings, Grey, Plain, American .....	Pieces } 310,401	176,142	14,195	7,810
" " " English .....	" " " } 9,940	12,320	247,813	288,764
Sheetings, Grey, Plain, American .....	" " " } 9,940	12,320	13,570	25,000
" " " Dutch .....	" " " } 37,154	24,651	60	1,520
" " " English .....	" " " } ...	...	23,543	46,379
" " " Indian .....	" " " } ...	...	50	60
" " " Japanese .....	" " " } ...	...	4.820	1,040
Shirtings, White, Plain, Dutch .....	" " " } 144,835	103,392	4,890	11,782
" " " English .....	" " " } ...	...	134,497	191,780
White Irishes .....	" " " } ...	...	14,853	13,709
Shirtings, White, Figured, Brocaded, Striped, and Spotted .....	" " " } ...	...	50	90
Drills, American .....	81,645	74,005	89,150	58,349
" Dutch .....	2,430	...	210	640
" English .....	2,190	15,045	6,994	16,896
" Japanese .....	...	...	500	8,360
Jeans, American .....	4,320	1,140	1,720	1,370
" Dutch .....	280	310	180	440
" English .....	3,150	9,049	11,600	17,647
T-Cloths, 32 inches, English .....	" " " } ...	...	21,629	32,065
" " " Japanese .....	" " " } 23,380	30,539	900	...
" " " 36 inches, English .....	" " " } ...	...	240	2,100
Dyed T-Cloths .....	" " " } ...	...	4,430	2,563
Lawns, White .....	" " " } ...	...	600	1,830
Muslins, " .....	2,666	848	200	64
Dyed Cambrics, Lawns, and Muslins .....	" " " } ...	...	997	1,336
Lenos and Bolzarines, White .....	" " " } ...	...	220	193
Printed Cottons:—				
Printed Cambrics, Lawns, and Muslins .....	Pieces } ...	...	575	200
Chintzes, Plain Cotton Prints, and Printed Shirtings .....	" " " } ...	...	15,467	19,678
" Crepe .....	" " " } ...	...	3,312	3,349
" Japanese .....	42,124	20,840	990	...
Drills, Furnitures, and Twills .....	Pieces } ...	...	7,377	13,671
" Sateens, Repts, etc. ....	" " " } ...	...	3,944	7,990
" Sheetings .....	" " " } ...	...	80	...
" Turkey Reds .....	" " " } ...	...	270	1,380
" Reversible Cretonnes .....	892	2,621	...	...
" T-Cloths .....	" " " } ...	...	72,939	101,419
" " " .....	" " " } ...	...	4,798	11,818
Dyed Cottons:—				
Cotton Italians, Plain, Fast Black .....	Pieces } ...	...	44,156	130,056
" " Coloured .....	" " " } 76,241	55,888	35,757	32,636
" " Figured .....	" " " } ...	...	11,644	21,920
" Lastings, Plain .....	" " " } ...	...	4,991	12,912
" Repts and Ribs, Plain .....	" " " } 47,454	54,364	60	668
" Lastings, Figured .....	" " " } ...	...	56,704	90,817
" Repts and Ribs, Figured .....	" " " } ...	...	460	7,081

\* Exclusive of 1 picul of Malwa reshipped to Shanghai Duty and Likin unpaid, i.e., still in Bond.

## III. IMPORTS—Continued.

DESCRIPTION OF GOODS.	1901.	1902.	1903.	1904.
<i>Dyed Cottons—continued:—</i>				
Cotton Shirtings, Figured, Brocaded, and Spotted..... Pieces			250	611
Dyed Drills.....	6,484	4,618	300	410
" Lenos and Balzarines.....			80	2
" Shirtings and Sheetings, Plain.....	366	...	180	2,532
" Hongkong.....	...	...	360	40
" Turkey Red Cambrics.....	12,187	12,732	17,010	24,685
" Shirtings.....			7,550	9,365
Cotton Spanish Stripes, 64 inches.....	1,349	854	934	1,691
" Flannel, Plain, Dyed, and Printed, American.....			11,292	28,423
" " Plain, Dyed, and Printed, Dutch.....			10	1,110
" " Plain, Dyed, and Printed, English.....	26,411	17,400	1,344	5,782
" " Plain, Dyed, and Printed, Japanese.....			530	5,250
" " Striped.....			269	210
Crimp Cloth.....	320	280	...	...
Harvard, Oxford, and Rep Shirtings.....	780	436	20,000	31,470
Cotton Ticks.....	...	...	1,800	6,820
Mosquito Netting.....	1,158	...	600	6,462
Japanese Cotton Cloth.....	...	...	9,000	1,460
" " Crape.....	238	...	14,320	18,916
Velvets and Velvetens, Plain, 18 inches.....	130	266	10,050	9,042
" " " 22 " ".....	3,962	3,340	39,480	42,490
" " " 26 " ".....	...	...	67,520	164,796
Velvet Cords and Corduroys, Dyed.....	...	...	4,200	6,334
Cotton Blankets.....	6,730	4,105	...	...
Handkerchiefs.....	15,734	11,090	28,374	58,880
" Japanese.....	...	...	5,163	9,026
Towels, Honeycomb and Huckaback.....	10,226	9,867	21,571	16,880
" Honeycomb and Huckaback, Japanese.....	...	...	400	4,253
" " other kinds.....	...	...	5,465	1,510
" " Japanese.....	...	...	4,649	2,252
Cotton Goods, Unclassed.....	1,264	1,388	1,500	3,762
" Yarn, English.....	777	2,211	3,543	12,618
" " Indian.....	38,282	46,245	...	...
" " Japanese.....	54,251	32,955	28,103	14,763
" Thread, on Spools.....	26	2	513	378
".....	...	...	88,909	92,166
".....	...	...	90,053	73,017
".....	...	...	...	...
".....	...	...	1,768	3,668
<i>Chinese Cotton Goods.*</i>				
Sheetings, Shanghai.....	300	500	2,530	11,580
Cotton Yarn.....	11,279	13,863	10,117	7,866
<b>WOOLLEN AND COTTON MIXTURES.</b>				
Alpacas, Lustrés, Orleans, and Sicilians, Plain and Figured.....	...	...	7,248	30,404

\* Steam Factory products.

III. IMPORTS—*Continued.*

DESCRIPTION OF GOODS.	1901.	1902.	1903.	1904.
Union and Poncho Cloth.....	Yards	...	10,609	21,218
Italian Cloth, Plain and Figured	Pieces	9,574	2,800	5,686
Woolen and Cotton Mixtures, Unclassed	Yards	...	1,175	33,030
<b>WOOLLEN GOODS.</b>				
Blankets and Rugs.....	{ Pairs	565	535	...
	{ Pounds	...	...	12,864
Camlets, English.....	Pieces	6,655	5,090	4,780
Cloth, Broad, Medium, and Habit....	{ Yards	2,056	1,212	...
"    Russian .....	{ Pieces	980	710	40,054
	{ Yards	...	...	55,445
Flannel.....	{ Pieces	290	100	14,188
	{ Yards	...	...	17,918
Lastings, Plain, Figured, and Créped...	Pieces	6,003	2,759	821
Long Ells.....	"	10,904	8,195	4,337
Spanish Stripes.....	{ Yards	3,504	1,706	9,940
Tweeds and Serges.....	"	...	...	12,234
Woolen Goods, Unclassed.....	{ Value, Hk. Th	...	325	276
"    and Worsted Yarn and Cord...	{ Yards	...	...	1,655
Berlin Wool.....	{ Piculs	121	123	10
				235
				307
<b>MISCELLANEOUS PIECE GOODS.</b>				
Canvas.....	Yards	...	288	2,634
Cotton Duck.....	"	...	159	794
Gunny Cloth.....	"	16,000	22,000	...
Hessian ".....	"	16,000	18,046	44,000
Plushes and Velvets:—				
Plushes and Velvets, Silk.....	Cutties	{ Value, Hk. Th	3,854	6,200
"    "    " Mixture.....	"	{ Value, Hk. Th	...	255
Silk Seal (with Cotton back).....	Pieces	23	42	6,372
Silk Piece Goods, Mixtures, Plain.....	Cutties	...	...	410
"    "    " Brocaded.....	"	400	...	16,341
Silk-stripe Cotton Cloth, Japanese.....	"	...	...	255
				4,591
				981
				285
				1,554
				2,843
				584
				2,936
				2,917
<b>METALS.</b>				
Brass and Yellow Metal:—				
Bars and Rods.....	Piculs	53	25	699
Sheets and Plates.....	"	82	173	231
Wire.....	"	90	188	189
Copper:—				
Ingots and Slabs.....	Piculs	799	1,298	62
"    "    " Japanese.....	"	270	670	12,028
"    "    " Plates.....	"	73	89	263
Iron and Mild Steel, New:—				
Angles.....	Piculs	211	34	87
Bars.....	"	4,002	1,374	2,566
Bolts, Nuts, and Washers.....	"	...	...	167
				302
				4,039
				187

## III. IMPORTS—Continued.

DESCRIPTION OF GOODS.	1901.	1902.	1903.	1904.
<b>Iron and Mild Steel, New—continued:—</b>				
Hoops..... <i>Piculs</i>	716	607	1,288	1,433
Nail-rod.....	3,940	2,537	3,893	4,681
Nails, Wire.....	2,811	3,864	6,056	4,869
" other kinds.....	...	...	166	38
Pig.....	...	...	168	...
Plate Cuttings.....	...	...	451	889
Sheets and Plates.....	...	...	1,608	2,010
Iron, Galvanized: Sheets, Corrugated.....	1,727	2,752	1,309	1,976
" Plain.....	...	...	1,788	1,888
Cobbles and Wire Shorts.....	...	...	3,152	2,422
Wire.....	2,758	1,865	1,315	1,755
Iron, Galvanized: Wire.....	...	...	96	1,007
" Shorts.....	...	...	1,801	1,400
Pipes and Tubes, Cast.....	...	...	212	295
<b>Iron and Mild Steel, Old:—</b>				
Bars..... <i>Piculs</i>	...	...	160	55
Cart Tires.....	4,204	4,631	262	120
Hoops.....	...	...	727	565
Wire.....	...	...	4,911	3,807
Lead, in Pigs and Bars.....	1,754	587	3,196	2,920
Spelter.....	...	...	756	2,248
Steel, Bamboo.....	...	...	768	707
" Bars.....	754	789	366	44
" Hoops.....	...	...	52	626
" Sheets and Plates.....	...	...	404	286
" Tool and Cast.....	1,430	...	423	1,242
Tin, Slabs.....	539	527	393	897
Tinned Plates, Decorated.....	...	...	62	88
" Plain.....	282	370	2,593	2,822
" Old.....	...	...	1,250	...
Nickel, Unmanufactured.....	...	...	173	236
White Metal, Sheets.....	185	114	136	99
" Wire.....	...	...	35	60
Zinc, Sheets.....	21	159	196	614*
<b>FOREIGN SUNDRIES.</b>				
Betel-nuts..... <i>Piculs</i>	1,526	2,141	1,893	1,340
Bicho de Mar, Black.....	650	686	880	499
Braid, Llama..... <i>Gross Piculs</i>	53,500	56,300	...	...
Buttons, Brass..... <i>Gross</i>	36,580	82,200	188	161
Cardamoms..... <i>Piculs</i>	701	254	620	704
Cassia Lignea.....	622	204	412	348
Coal †..... <i>Tons</i>	9,740	31,760	44,821	24,142
Cuttle-fish..... <i>Piculs</i>	1,163	955	2,049	2,004
Dyes, Aniline..... <i>Value, Hk. Tk.</i>	83,534	99,797	121,689	149,214
Ginseng, American, Clarified..... <i>Piculs</i>	160	17	35	17
Glass, Window..... <i>Boxes</i>	1,756	4,393	9,509	3,381
Glassware..... <i>Value, Hk. Tk.</i>	2,928	8,461	15,966	16,453
Lamps and Lampware..... <i>Value, Hk. Tk.</i>	6,292	7,239	12,311	17,320
Matches..... <i>Gross</i>	...	...	3,710	2,025
" Japan.....	4,310	19,910	53,350	79,275
" <i>Mille</i>	209,450	213,600	256,100	234,650

\* Including 426 piculs of Slabs.

† Not previously published; nearly all from Japan direct.

## III. IMPORTS—Continued.

DESCRIPTION OF GOODS.	1901.	1902.	1903.	1904.
Oil, Kerosene, American..... Gallons	1,082,000	1,250,000	638,000	770,750
" " Burma *.....	...	...	...	124,025
" " Russian.....	2,021,000	842,170	840,500	1,712,825
" " " in bulk.....	722,683	...	...	...
" " Sumatra.....	583,750	413,000	37,500	...
" " " in bulk.....	...	1,985,843	1,476,918	2,922,099
Pepper, Black..... Piculs	3,814	2,158	3,402	3,311
Sandalwood.....	3,853	8,002	7,051	7,633
Sapanwood.....	2,640	2,067	2,813	2,443
Seaweed, Japan †.....	49,035	41,303	56,999	45,457
Sugar, Brown.....	22,748	48,322	7,901	37,329
" Refined.....	27,833	41,775	29,882	23,626
" White.....	5,355	7,900	3,159	20,499
Tea and Tea Dust, Ceylon.....	6,391	8,853	9,168	2,212
" Dust, Java.....	...	...	705	...
NATIVE SUNDRIES.				
Antimony, Crude (Regulus)..... Piculs	...	...	8,879	20,664
" Ore.....	...	...	5,208	10,080
Bamboo Shoots.....	12,623	21,240	18,316	18,573
Cotton, Raw.....	1,677	7	...	1,053
Cuttle-fish.....	2,364	5,356	1,392	1,198
Fans, Paper..... Pieces	18,855	300	34,963	66,137
Feathers, Duck, Fowl, etc. (excluding Egret)..... Piculs	281	418	145	249
Fungus.....	1,193	639	1,145	1,942
Hemp.....	4,810	7,698	6,473	5,373
Hides, Buffalo.....	286	4	288	124
" Cow.....	...	374	1,012	1,026
Lead Ore.....	...	...	23,655	19,219
Medicines..... Value, Hk. Pk.	266,769	277,846	235,069	282,251
Musk..... Cetties	267	288	251	218
Paper, 1st and 2nd Quality..... Piculs	791	2,386	2,174	1,193
Rhubarb, Szechwan.....	2,076	2,921	2,504	2,928
Rice.....	5,807	1,725	190,234	59,007
Safflower.....	182	343	41	45
Silk, Raw, Yellow.....	4,144	4,121	3,128	3,397
" Refuse.....	109	410	319	366
" Cocoons, Refuse.....	9,126	9,283	9,982	11,640
" Piece Goods.....	1,101	693	784	898
" Ribbons.....	20	14	15	11
Skins (Furs), Goat..... Pieces	700	11,330	19,059	18,840
Sugar, Brown..... Piculs	56,893	58,006	52,750	39,235
" White.....	47,829	30,971	34,832	42,855
Tallow, Animal.....	...	99	5	...
" Vegetable.....	560	971	216	254
Tea, Black.....	3,698	6,723 §	23,723	6,112
" Dust.....	...	...	...	13,644
" Green.....	816	1,075	500 ¶	239
Tobacco, Prepared.....	985	1,355	1,556	1,019
Wax, White.....	1,881	1,077	327	1,646
Wool, Sheep's.....	2,532	2,274	3,317	5,087
Zinc Ore.....	...	...	78,746	1,680

\* First importation.

† Including Agar-agar.

‡ Previously recorded as "Antimony, Refined, Bisulphide of."

§ Including 2,388 piculs of Black Tea Dust.

|| " 14,479 " " " "

¶ " 34 " Green "

IV. EXPORTS.—The principal articles of Export to Foreign Countries and Chinese Ports, during the quarter, as compared with the same period of previous years, have been as follows:—

DESCRIPTION OF GOODS.	1901.	1902.	1903.	1904.
<b>COTTON GOODS.*</b>				
Shirtings, Grey, Hankow.....	Pieces 840	267	1,280	1,300
Cotton Yarn, Hankow.....	Piculs 3,195	1,350	3,546	10,036
<b>SUNDRIES.</b>				
Beans, Black.....	Piculs 1,337	13,909	6,652	12,698
" Green.....	" 18,877	119,786	75,773	115,041
" White and Yellow.....	" 145,492	373,729	449,183	532,073
Bristles.....	" 1,714	1,667	1,997	2,921
China-root.....	" 4,557	6,620	5,113	3,473
Cloth, Native (Nankeens).....	" 2,432	2,648	4,176	3,159
Coal.....	Tons 19,998	17,190	19,878	21,089
Cotton, Raw.....	Piculs 6,483	4,607	23,810	53,416
" Ribbons.....	" 59	162	55	75
Feathers, Duck, Powl, etc. (excluding Egret).....	" 48	313	511	528
Fungus.....	" 8,920	6,312	4,164	4,429
Gypsum.....	" 45,930	33,900	56,202	51,890
Hemp †.....	" 57,679	49,858	45,098	55,977
Hides, Buffalo.....	" 22,786	1,913	2,452	3,573
" Cow.....	" 22,786	13,559	6,851	21,733
Ironware.....	" 6,769	12,019	9,303	8,264
Medicines.....	Value, Hk. Th 191,857	238,600	178,049	210,815
Musk.....	Catties 41	47	20	21
Nutgalls.....	Piculs 2,250	5,814	1,675	3,930
Oil, Sesamum Seed.....	" 1,759	1,243	2,141	15,897
" Wood.....	" 90,309	127,042	112,858	117,074
Paper.....	" 13,096	19,899	8,593	16,032
Rhubarb, Szechwan.....	" 474	449	203	219
Rice.....	" 5,200	107,646	727,017	531,274
Seed, Lily Flower, or Lotus-nuts.....	" 2,492	3,041	3,361	4,376
" Sesamum.....	" 43,999	52,610	71,840	102,202
Silk, Raw, White.....	" 148	80	91	90
" Yellow.....	" 3,665	2,072	2,608	1,810
" Refuse.....	" 7,612	5,634	6,676	6,819
" Cocoons, Refuse.....	" 356	464	271	609
Skins (Furs), Goat.....	Pieces 36,702	25,128	5,953	60,948
" other kinds.....	" 11,853	61,822	124,108	39,780
Tallow, Animal.....	Piculs 1,785	6,336	1,951	2,732
" Vegetable.....	" 37,687	43,903	29,112	27,340
Ten, Black.....	" 123,903	140,270	187,418	150,378
" Brick, Black.....	" 60,151	48,972	23,751 †	54,443 §
" Green.....	" 27,540	70,027	53,476	74,741
" Dust.....	" ...	" ...	" ...	236
" Green.....	" ...	987	5,485	105
" Tablet.....	" 3,470	290	1,995	...
Tobacco, Leaf.....	" 16,531	10,556	11,554	10,159
" Prepared.....	" 11,031	7,782	15,669	16,842
Varnish.....	" 1,595	973	1,137	1,388
Wax, White.....	" 357	164	266	375
Wheat.....	" 576	106,981	44,628	162,256
Wood, Poles.....	Pieces 146,468	207,211	205,857	117,199
Wool, Sheep's.....	Piculs 16	200	80	202

\* Steam Factory products.  
† Including Jute.

‡ Blended with 3,796 piculs of Ceylon Tea Dust, etc.  
§ " " 2,903 " " " "

V. RE-EXPORTS.—The Re-exports to Chinese Ports of the principal Imports of Foreign and Native origin, during the quarter, as compared with the same period of previous years, have been as follows:—

DESCRIPTION OF GOODS.	1901.	1902.	1903.	1904.
OPIUM.				
Benares .....	2.40	1.20	...	2.40
Malwa .....	3.50	8	16	12 *
Patna .....	32.40	52.20	54	70.20
Native, Szechwan .....	1,887.13	1,088.68	1,640.19	1,502.05
" Yunnan .....	752.10	413.01	104.86	757.04
COTTON GOODS.				
Shirtings, Grey, Plain, American.....	} 90,575	} 47,070	{ 3,270	} 1,760
" English.....				
Sheetings, Grey, Plain, American.....	...	1,460	3,960	2,884
" Dutch.....	...	600	...	260
" English.....	8,430	5,240	9,820	27,240
Shirtings, White, Plain, Dutch.....	} 24,373	} 11,100	{ 2,584	} 2,884
" English.....				
White Irishes.....	...	...	34,468	51,493
Drills, American.....	4,650	4,380	9,753	9,983
" Dutch.....	...	...	10,580	9,094
" English.....	405	855	60	150
Jeans, American.....	140	...	870	3,585
" English.....	240	540	100	160
T-Cloths, English.....	1,035	...	1,140	1,431
Printed Cottons:—			670	3,080
Printed Cambrics, Lawns, and Muslins	} 6,498	} 3,112	{ 100	} ...
" Chintzes, Plain Cotton Prints, and Printed Shirtings .....				
" Crepe.....				
" Drills, Furnitures, and Twills .....				
" Sateens, Reps, etc. ....				
" Reversible Cretonnes.....				
" T-Cloths.....	...	92	...	...
Dyed Cottons:—	...	...	12,003	38,130
Cotton Italians, Plain, Fast Black .....	} 18,420	} 10,891	{ 710	} 2,994
" Coloured.....				
" Figured.....				
" Lastings, Plain.....				
" Figured.....				
" Reps and Ribs, Figured.....				
" Shirtings, Figured, Brocade, and Spotted.....	200	284	90	170
Dyed Cambrics, Lawns, and Muslins.....	...	...	404	62
" Shirtings and Sheetings, Plain.....	...	...	50	877
" Hongkong.....	...	...	480	40
" Turkey Red Cambrics.....	} 3,122	} 2,665	{ 4,050	} 6,425
" Shirtings.....				
Cotton Spanish Stripes, 64 inches.....	...	...	6,010	8,435
" Flannel, Plain, Dyed, and Printed, American .....	...	...	60	231
" Flannel, Plain, Dyed, and Printed, Dutch.....	} 5,220	} 3,150	{ 2,212	} 7,543
" Flannel, Plain, Dyed, and Printed, English.....				
" Flannel, Plain, Dyed, and Printed, Japanese.....				
" Flannel, Striped.....				
" Flannel, Plain, Dyed, and Printed, Japanese.....	...	...	10	230
" Flannel, Plain, Dyed, and Printed, Japanese.....	...	...	114	3,899
" Flannel, Striped.....	...	...	320	300
" Flannel, Striped.....	...	...	60	270

\* Exclusive of 1 picul of Malwa reshipped to Shanghai Duty and Likin unpaid, &c., still in Bond.

## V. RE-EXPORTS—Continued.

DESCRIPTION OF GOODS.	1901.	1902.	1903.	1904.
Crimp Cloth..... Yards	...	...	7,800	26,070
Cotton Ticks..... "	...	...	800	62
Mosquito Netting..... "	...	...	3,600	...
Japanese Cotton Cloth..... "	...	...	1,400	2,160
" " " " Crape..... "	...	...	1,800	...
Velvets and Velvetens, Plain, 18 inches	} Pieces. 664	} Pieces. 390	{ 1,200 19,670	{ 2,220 62,421
" " " " " 22 "				
Velvet Cords and Corduroys, Dyed... {	...	44	...	...
Cotton Blankets..... {	...	180	10,605	30,145
Handkerchiefs..... {	...	...	720	3,876
Towels, " Honeycomb and Huckaback... {	} 405	} 1,200	{ 5,050 ...	{ 4,923 1,040
" " " " " Honeycomb and Huckaback, "				
" " " " " Japanese..... "				
" " " " " other kinds..... "				
" " " " " Japanese..... "	120	200	454	220
" " " " " other kinds..... "	...	...	580	1,030
" " " " " Japanese..... "	...	...	80	2,864
Cotton Goods, Unclassed..... { Value, Hk. Th.	...	177	...	...
" " " " " Yards..... "	...	...	2,708	1,812
" " " " " Yarn, Indian..... Piculs	26,439	29,402	79,000	77,474
" " " " " Japanese..... "	2,477	825	8,576	12,518
<i>Chinese Cotton Goods.*</i>				
Sheetings, Shanghai..... Pieces	...	...	20	1,220
Cotton Yarn..... Piculs	9,716	10,785	10,071	7,056
WOOLLEN AND COTTON MIXTURES.				
Alpacas, Lustras, Orleans, and Sicilians, Plain and Figured..... Yards	...	...	768	27,442
Union and Poncho Cloth..... "	...	...	1,867	7,557
" " Italian Cloth, Plain and Figured Pieces	3,300	364	1,510	3,105
WOOLLEN GOODS.				
Blankets and Rugs..... Pounds	...	...	5,084	6,066
Camlets, English..... Pieces	340	850	860	1,020
Cloth, Broad, Medium, and Habit... {	} 431	} 264	...	...
" " " " " Russian..... {				
" " " " " Yards..... "	...	...	18,118	27,450
" " " " " Pieces..... "	...	30	...	...
" " " " " Yards..... "	...	...	3,097	5,810
Lastings, Plain, Figured, and Crêped... Pieces	1,280	290	780	879
Long Eils..... "	1,855	955	1,765	2,030
Spanish Stripes..... {	} 1,092	} 310	...	...
" " " " " Yards..... "				
" " " " " Yards..... "	...	...	13,633	40,995
MISCELLANEOUS PIECE GOODS.				
Plushes and Velvets:—				
Plushes and Velvets, Silk..... Catties	} Value, Hk. Th.	} Value, Hk. Th.	{ 26	{ 129
" " " " " Mixture..... "				
" " " " " Mixture..... "	1,524	796	1,520	8,337
METALS.				
Copper:—				
Ingots and Slabs..... Piculs	...	...	70	863
" " " " " Japanese..... "	...	17	296	47
Iron and Mild Steel, New:—				
Nails, Wire..... Piculs	121	182	364	234
Wire..... "	387	204	290	393

\* Steam Factory products.



## V. RE-EXPORTS—Continued.

DESCRIPTION OF GOODS.	1901.	1902.	1903.	1904.
Lead, in Pigs and Bars..... <i>Piculs</i>	...	37	143	37
Steel, Bamboo..... "	17	74	188	95
Tin, Slabs..... "	...	14	17	119
Tinned Plates, Plain..... "	...	4,644	2	164
Nickel, Unmanufactured..... "	1	16	14	18
FOREIGN SUNDRIES.				
Bicho de Mar, Black..... <i>Piculs</i>	166	312	441	103
Buttons, Brass..... <i>Gross</i>	2,500	600	16,900	27,650
Cattle-fish..... <i>Piculs</i>	398	109	1,207	630
Dyes, Aniline..... <i>Value, Hk. Ta</i>	3,955	3,583	25,976	46,515
Ginseng, American, Clarified..... <i>Piculs</i>	129	20	21	3
Matches, Japan..... <i>Gross</i>	...	1,250	...	3,750
Oil, Kerosene, American..... <i>Gallons</i>	2,000	8,000	16,100	29,900
" Russian..... "	...	2,000	38,500	...
Pepper, Black..... <i>Piculs</i>	569	142	1,153	653
Seaweed, Japan*..... "	4,694	1,392	5,252	6,990
Tea and Tea Dust, Ceylon..... "	5,248	2,992	11	...
NATIVE SUNDRIES.				
Antimony, Crude (Regulus)†..... <i>Piculs</i>	...	...	4,284	19,741
" Ore..... "	...	...	5,174	10,080
Bristles..... "	897	2,868	2,012	2,562
Cotton, Raw..... "	940	...	...	447
Feathers, Duck, Fowl, etc. (excluding Egret)..... "	189	439	137	249
Fungus..... "	1,094	537	71	1,882
Hemp..... "	1,359	3,551	3,474	1,144
Hides, Buffalo..... "	...	19	50	1,432
" Cow..... "	266	426	1,049	1,795
Lead Ore..... "	...	...	8,114	21,420
Medicines..... <i>Value, Hk. Ta</i>	158,819	180,876	153,893	167,476
Musk..... <i>Catties</i>	266	253	196	178
Nutgalls..... <i>Piculs</i>	886	416	350	939
Rhubarb, Szechwan..... "	2,107	2,899	2,277	2,644
Rice..... "	4,725	1,725	192,415	58,980
Safflower..... "	176	339	2	45
Silk, Raw, Yellow..... "	4,191	4,079	3,045	3,389
" Refuse..... "	121	315	204	331
" Cocoons, Refuse..... "	9,320	9,084	9,943	11,605
" Piece Goods..... "	240	154	241	281
Skins (Furs), Goat..... <i>Pieces</i>	700	11,130	19,890	23,314
Tallow, Animal..... <i>Piculs</i>	...	6	205	42
" Vegetable..... "	784	2,421	1,721	305
Tea, Black..... "	12,168	13,376	24,505	9,834 ‡
" Green..... "	...	...	345	175
Tobacco, Prepared..... "	762	1,230	1,225	946
Wax, White..... "	2,048	1,187	327	1,579
Wool, Sheep's..... "	2,690	2,206	3,305	5,087
Zinc Ore..... "	...	...	18,144	9,408

\* Including Agar-agar.

† Previously recorded as "Antimony, Refined, Bisulphide of."

‡ Including 18½ piculs of Tea Dust.

VI. INTERNAL TRANSIT.—The following Table gives a list of the principal Foreign Goods conveyed to, and Native Goods brought from, the Interior under Transit Passes, during the quarter, as compared with the same period of previous years:—

DESCRIPTION OF GOODS.	1901.	1902.	1903.	1904.
FOREIGN GOODS CONVEYED TO THE INTERIOR.				
COTTON GOODS.				
Shirtings, Grey, Plain, American..... Pieces	105,400	79,572	1,165	739
" " " Dutch..... "			150	...
" " " English..... "			88,632	72,203
Sheetings, Grey, Plain, American..... "	971	756	1,728	1,542
" " " English..... "	3,405	998	3,709	1,898
" " " Japanese..... "	...	...	20	...
Shirtings, White, Plain, American..... "	53,454	41,108	36	...
" " " Dutch..... "			364	1,102
" " " English..... "			33,322	26,698
White Irishes..... "	...	...	302	100
Drills, American..... "	38,011	22,663	28,155	11,790
" Dutch..... "	...	60	165	225
" English..... "	2,647	1,531	2,838	3,445
Jeans, American..... "	1,432	719	276	30
" Dutch..... "	...	40	108	10
" English..... "	1,396	1,136	1,691	1,697
T-Cloths, 32 inches, English..... "	11,771	9,378	8,565	5,768
" 36 " " "..... "			...	718
Dyed T-Cloths..... "	...	...	15	30
Lawns, White..... "	350	260	20	38
Printed Cottons:—				
Printed Cambrics, Lawns, and Muslins Pieces	13,528	7,997	100	220
" Chintzes, Plain Cotton Prints, and Printed Shirtings..... "			9,542	4,831
" Crape..... "			119	20
" Drills, Furnitures, and Twills..... "			1,007	1,822
" Sateens, Reps, etc..... "			131	351
" Reversible Cretonnes..... Yards	...	40	...	...
" T-Cloths..... Pieces	...	...	1,919	3,653
" T-Cloths..... Pieces	...	1,482	1,210	2,855
Dyed Cottons:—				
Cotton Italians, Plain, Fast Black..... Pieces	26,110	23,567	7,668	6,161
" " Coloured..... "			7,641	8,484
" " Figured..... "			3,637	3,342
" Lastings, Plain..... "	17,133	30,158	3,343	3,039
" " Figured..... "			27,078	28,104
Dyed Drills..... "	...	...	8	46
" Shirtings and Sheetings, Plain..... "	485	107	90	80
" Turkey Red Cambrics..... "	3,215	2,722	4,627	6,246
" " Shirtings..... "			270	230



## VI. INTERNAL TRANSIT—Continued.

DESCRIPTION OF GOODS.	1901.	1902.	1903.	1904.
Iron and Mild Steel, Old :—				
Wire..... <i>Piculs</i>	159	312	650	281
Lead, in Pigs and Bars..... "	795	761	1,842	992
Steel, Bamboo..... "	28	98	105	204
Tinned Plates, Plain..... "	77	20	507	52
SUNDRIES.				
Betel-nuts..... <i>Piculs</i>	549	140	389	571
Braid, Llama..... <i>Gross</i>	18,263	14,700	...	...
..... <i>Piculs</i>	...	...	29	17
Cardamoms, Inferior..... "	239	218	182	160
Cassia Ligna..... "	133	239	283	133
" Twigs..... "	427	793	979	871
Cuttle-fish..... "	176	177	163	127
Dyes, Aniline..... <i>Value, Hk. Tk</i>	20,598	25,497	33,044	40,031
Ginseng, American, Clarified..... <i>Piculs</i>	7	7	2	1
Glass, Window..... <i>Boxes</i>	559	659	1,723	399
Glassware..... <i>Value, Hk. Tk</i>	...	697	1,497	1,596
Lamps and Lampware..... "	658	773	865	1,717
Matches, Japan..... <i>Gross</i>	38,550	28,377	17,200	12,225
Medicines..... <i>Value, Hk. Tk</i>	6,306	9,755	8,524	9,238
Needles..... <i>Mille</i>	91,750	66,710	95,050	85,750
Oil, Kerosene, American..... <i>Gallons</i>	100,550	2,900	560	...
" " Russian..... "	203,490	58,710	163,080	362,790
" " Sumatra..... "	142,910	252,190	601,750	638,580
Pepper, Black..... <i>Piculs</i>	851	455	562	504
Sandalwood..... "	915	1,129	768	1,214
Sapanwood..... "	2,181	2,072	2,517	1,962
Seaweed, Japan *..... "	11,388	8,199	12,314	6,973
Sugar, Brown..... "	12,145	7,918	7,406	8,495
" Candy..... "	1,514	880	1,219	1,248
" Refined..... "	13,448	5,816	6,230	6,778
" White..... "	2,181	3,071	2,908	5,393
TRANSIT PASSES ISSUED..... <i>No.</i>	12,156	11,027	14,331	13,703
—				
NATIVE GOODS BROUGHT FROM THE INTERIOR.				
Beancake..... <i>Piculs</i>	...	...	1,033	...
Beans, Yellow..... "	...	...	...	1,000
Tobacco, Leaf..... "	...	...	1,436	150
TRANSIT PASSES SURRENDERED..... <i>No.</i>	...	...	18	5

\* Including Agar-agar.

VII. OPIUM.—The following Table shows the quantity of all descriptions of Opium in Bond on the first day of the quarter, the Arrivals and Departures during the quarter, and the quantity left in Bond at the close of the quarter:—

	BENARES.		MALWA.		PATNA.		TOTAL	BOILED.
	Chests.	Piculs.	Chests.	Piculs.	Chests.	Piculs.	Piculs.	Piculs.
<b>A.—IN BOND ON 1st July:—</b>								
1. Arrivals from Foreign Countries	...	...	2	...	...	...	...	...
2. " " Treaty Ports	...	...	2	2	3	3.60	5.60	...
<b>TOTAL A.: In Bond</b>	...	...	2	2	3	3.60	5.60	...
<b>B.—ARRIVALS during the quarter:—</b>								
1. From Hongkong	...	...	...	...	...	...	...	...
2. " Macao	...	...	...	...	...	...	...	...
3. " other Foreign Countries	...	...	...	...	...	...	...	...
4. " Shanghai	2	2.40	47½	47.50	82	98.40	148.30	...
5. " other Treaty Ports	...	...	...	...	...	...	...	...
<b>TOTAL B.: Arrivals</b>	2	2.40	47½	47.50	82	98.40	148.30	...
<b>TOTAL : A. In Bond plus B. Arrivals</b>	2	2.40	49½	49.50	85	102.00	153.90	...
<b>C.—DEPARTURES:—</b>								
1. Released, Duty and Likin paid:—								
(a.) From Ship direct under Landing Permit								
(b.) From Bond	2	2.40	46½	46.50	76	91.20	140.10	...
<b>TOTAL: Duty and Likin paid</b>	2	2.40	46½	46.50	76	91.20	140.10	...
Deduct Re-export of Duty and Likin paid Opium *								
	2	2.40	12	12	58½	70.20	84.60	...
<b>NET TOTAL: 1</b>	0	0.00	34½	34.50	17½	21.00	55.50	...
2. Re-exported, Duty and Likin unpaid:—								
(a.) To Foreign Ports:								
From Bond	...	...	...	...	...	...	...	...
Direct Transhipment	...	...	...	...	...	...	...	...
(b.) To Treaty Ports:								
From Bond †	...	...	1	1	...	...	1	...
Direct Transhipment	...	...	...	...	...	...	...	...
<b>TOTAL: Re-exported, Duty and Likin unpaid</b>	...	...	1	1	...	...	1	...
Add Re-export of Duty and Likin paid Opium to Foreign Ports								
Add Re-export of Duty and Likin paid Opium to Treaty Ports	2	2.40	12	12	58½	70.20	84.60	...
<b>TOTAL: Re-exports, 2</b>	2	2.40	13	13	58½	70.20	85.60	...
<b>TOTAL C.: Departures, 1 and 2</b>	2	2.40	47½	47.50	76	91.20	141.10	...
<b>D.—IN BOND on 30th September:—</b>								
(a.) Arrivals from Foreign Countries								
(b.) Arrivals from Treaty Ports	...	...	2	2	9	10.80	12.80	...
<b>TOTAL D.: In Bond</b>	...	...	2	2	9	10.80	12.80	...

\* 6½ chests (= 6.50 piculs) Malwa and 9½ chests (= 11.40 piculs) Patna reshipped to Shasi, 1 chest (= 1.20 piculs) Patna reshipped to Yochow, and the remainder to Changsha, and not included a second time in "Total C.: Departures, 1 and 2."

† Reshipped to Shanghai.

VIII. SPECIAL TABLES.—The following Tables give separate statistics in connexion with the Export and Re-export of Tea and the Import and Export of Treasure :—

## 1°. TEA.

DESCRIPTION.	1902.	1903.	1904.
From commencement of Tea season each year to date (25th September):—			
Tea, Black, and Tea Dust ..... <i>Piculs</i>	277,117	287,100	327,433
" and Tea Dust from Ceylon, re-exported ... "	8,977	37	...
" " " " Kinkiang, re-exported " "	100,548	95,365	98,547
" from other Ports, re-exported..... " "	38	44	127
From 26th December each year to date (25th September):—			
Tea, Brick, Black ..... <i>Piculs</i>	184,343 *	228,481 †	130,957 ‡
" " Green ..... " "	105,537	98,892	104,258
" Tablet..... " "	1,187 *	4,240 §	3,467

\* Excluding 3,731 piculs of Ceylon Tea Dust, which was treated as a Foreign Re-export.

† Blended with 17,604 piculs of Tea Dust from Ceylon, etc.

‡ " " 11,106 " " " " " "

§ " " 2,711 " " " " and Kinkiang.

|| " " 1,204 piculs of Tea Dust from Ceylon.

The following Supplementary Table shows what portion of the above was shipped direct to Foreign Countries during the quarter:—

DATE OF CLEARANCE.	NAME OF VESSEL.	DESTINATION.	EXPORT.	RE-EXPORT.	
			HANKOW.	KIUKIANG.	OTHER PORTS.
			<i>Piculs.</i>	<i>Piculs.</i>	<i>Piculs.</i>
June 30th.....	Ambria.....	Hamburg.....	27,533	13,140	...
July 25th.....	Verona.....	London.....	8,777	932	...
" ".....	Scottish Monarch.....	".....	14,310	4,483	...
August 2nd.....	Alesia.....	Hamburg.....	31,400	2,472	...
" ".....	".....	Port Said.....	51	...	...
" 9th.....	Prins Valdemar.....	Copenhagen.....	114	9	...
TOTAL.....	5 Steamers.....	.....	82,185	21,036	...

## 2°. TREASURE.

COUNTRIES FROM WHICH IMPORTED AND TO WHICH EXPORTED.	IMPORTS.				EXPORTS.			
	SILVER.			COPPER COISS.	SILVER.			COPPER COISS.
	In Bars.	In Sycee.	In Dollars.		In Bars.	In Sycee.	In Dollars.	
	<i>Hk. Tls</i>	<i>Hk. Tls</i>	<i>Hk. Tls</i>	<i>Hk. Tls</i>	<i>Hk. Tls</i>	<i>Hk. Tls</i>	<i>Hk. Tls</i>	<i>Hk. Tls</i>
1. FOREIGN COUNTRIES .....	...	...	...	...	...	...	...	...
TOTAL: 1. FOREIGN COUNTRIES	...	...	...	...	...	...	...	...
2. CHINA.								
Shanghai.....	...	544,096	27,618	24,954	...	2,382	94,323 <sup>†</sup>	114,050
Nanking.....	...	48,236	...	...	...	309,640	...	...
Chinkiang.....	...	72,000	...	...	...	2,760	...	86,700
Wuhu.....	...	2,000	...	...	...	...	...	...
Kiukiang.....	...	23,500	5,000	...	...	124,240	...	...
Yochow.....	...	143,290	4,805*	600	...	156,000	2,170 <sup>†</sup>	...
Changsha.....	...	137,313	{ 974 83,012* }	3,117	...	5,520	2,880	...
Shasi.....	...	51,801	...	...	...	12,761	...	14,000
Ichang.....	...	22,930	...	...	...	1,840	2,880	1,500
Tientsin.....	...	...	...	...	...	46,060	...	...
TOTAL: 2. CHINA.....	...	1,045,166	121,409	28,671	...	661,203	102,253	216,250
TOTAL: 1 and 2. FOREIGN COUNTRIES AND CHINA.....	...	1,045,166	121,409	28,671	...	661,203	102,253	216,250
GRAND TOTAL.....		1,166,575		28,671		763,456		216,250

\* Coined by the Wuchang Mint, and including *Hk. Tls* 30,265 in small coins.

† " " " " 79,245 " "

IX. REVENUE.—The following Table shows the Dues and Duties (Foreign flags, Native flag,\* and Transit) collected during the quarter, as compared with the corresponding period of previous years:—

	1902.		1903.		1904.	
	Foreign.	Native.	Foreign.	Native.	Foreign.	Native.
	<i>Hk. Tk. m. c. c.</i>	<i>Hk. Tk. m. c. c.</i>	<i>Hk. Tk. m. c. c.</i>	<i>Hk. Tk. m. c. c.</i>	<i>Hk. Tk. m. c. c.</i>	<i>Hk. Tk. m. c. c.</i>
Import Duty.....	50,984.3.1.4	1,555.5.8.1	42,476.6.5.8	1,764.0.1.4	59,780.2.9.8	3,003.0.9.5
Export ".....	271,789.0.5.1	113,972.9.7.0	487,314.4.8.4	139,248.8.6.1	468,746.4.4.9	143,378.4.1.0
Coast Trade Duty.....	18,044.2.4.8	8,043.3.2.8	16,516.7.9.1	11,324.1.4.3	17,075.4.0.8	9,804.1.6.6
Opium Duty.....	2,081.0.6.0	1,108.1.4.0	2,512.5.5.0	1,020.0.0.0	2,742.0.0.0	1,464.6.4.0
Tonnage Dues.....	6,260.9.0.0	1,179.1.7.3	5,093.9.0.0	3,258.2.0.0	5,238.1.0.0	1,604.1.3.9
<i>Hk. Tk.</i>	349,159.5.7.3	125,859.1.9.2	553,914.3.8.3	156,615.2.1.8	553,582.2.5.5	159,254.4.5.0
Foreign and Native.....		475,018.7.6.5		710,529.6.0.1		712,836.7.0.5
Transit Dues { Inwards.....	27,607.2.3.5	27,607.2.3.5	37,587.5.9.9	37,713.3.4.3	32,690.9.9.3	32,748.2.9.3
{ Outwards.....	...					
Opium Likin { Foreign Flags	5,520.0.0.0	8,448.0.0.0	6,692.5.5.0†	9,412.5.5.0	7,312.0.0.0	11,208.0.0.0
{ Native Flag...	2,928.0.0.0					
TOTAL COLLECTION	<i>Hk. Tk.</i> 511,074.0.0.0		<i>Hk. Tk.</i> 757,655.4.9.4		<i>Hk. Tk.</i> 756,792.9.9.8 †	
† No Drawbacks marked for cash payment during quarter, to be deducted from } total collection.....					<i>Hk. Tk.</i> Nil.	

\* Chinese registered Ships and Steamers; Chinese Lorchas and Pajicos holding Customs sailing letters; and Chinese Junks chartered by Foreigners

† Including *Hk. Tk.* 4.5.5.0 collected in lieu of Inland Dues on Native Opium.

I am, etc.,

ALEC. W. CROSS,

Acting Deputy Commissioner of Customs in Charge.

To the

INSPECTOR GENERAL OF CUSTOMS.



(Received 17th October 1904.)

CUSTOM HOUSE,  
KIUKIANG, 14TH OCTOBER 1904.

SIR,

I.—In conformity with the instructions contained in your Circulars Nos. 21 of 1869, 14 of 1872, and 6 of 1875, I now transmit to the Statistical Department at Shanghai, for publication, the statistics of the trade of this port for the third quarter of the year 1904.

II. TONNAGE.—The number, tonnage, and movements of vessels, entered and cleared during the quarter, are set forth in the following Table:—

ENTERED.	JULY.		AUGUST.		SEPTEMBER.		TOTAL.	
	No.	Tons.	No.	Tons.	No.	Tons.	No.	Tons.
1. Foreign Ocean-going Steamers.....	2	3,447	...	...	2	2,456	4	5,903
2. " River Steamers.....	121	151,322	120	156,010	131	169,532	372	476,864
3. " Steam-launches.....	...	...	...	...	...	...	...	...
4. " Sailing Vessels.....	...	...	...	...	...	...	...	...
5. Chinese-owned Vessels of Foreign type:—Ocean-going Steamers.....	...	...	1	1,742	2	2,770	3	4,512
River Steamers.....	20	29,257	20	29,282	22	32,223	62	90,762
Steam-launches.....	84	2,368	81	2,377	75	2,243	240	6,988
Sailing Vessels.....	4	1,112	4	858	4	944	12	2,914
6. Native Craft.....	...	...	...	...	...	...	...	...
Total.....	231	187,506	226	190,269	236	210,168	693	587,043
Same Quarter, 1903.....	201	177,291	190	173,210	209	186,215	600	536,716

CLEARED.	JULY.		AUGUST.		SEPTEMBER.		TOTAL.	
	No.	Tons.	No.	Tons.	No.	Tons.	No.	Tons.
1. Foreign Ocean-going Steamers.....	2	3,447	...	...	2	2,456	4	5,903
2. " River Steamers.....	121	151,322	120	156,010	131	169,532	372	476,864
3. " Steam-launches.....	...	...	...	...	...	...	...	...
4. " Sailing Vessels.....	...	...	...	...	...	...	...	...
5. Chinese-owned Vessels of Foreign type:—Ocean-going Steamers.....	...	...	1	1,742	2	2,770	3	4,512
River Steamers.....	20	29,257	20	29,282	22	32,223	62	90,762
Steam-launches.....	85	2,385	81	2,326	75	2,140	241	7,051
Sailing Vessels.....	4	1,112	4	858	3	594	11	2,564
6. Native Craft.....	3	88	2	54	5	87	10	229
Total.....	235	187,611	228	190,472	240	209,802	703	587,885
Same Quarter, 1903.....	204	177,405	192	173,219	209	186,239	605	536,863

Of Sailing Vessels entered—	Of Steamers entered—	Of Sailing Vessels cleared—	Of Steamers cleared—
12 were from Ports in China.	679* were from Ports in China.	21† were for Ports in China.	682‡ were for Ports in China.
2 " " Foreign Ports.	2 " " Foreign Ports.		
12 Entered.	681 Entered.	21 Cleared.	682 Cleared.
		Remaining in Port..... 1	Remaining in Port..... 1

\* Including 240 Steam-launches.

† Including 10 Native craft.

‡ Including 241 Steam-launches.

III. IMPORTS.—The principal articles of Import from Foreign Countries and Chinese Ports, during the quarter, as compared with the same period of previous years, have been as follows:—

DESCRIPTION OF GOODS.	1901.	1902.	1903.	1904.
<b>OPIMUM.</b>				
Malwa..... <i>Piculs</i>	579.50	451.22	617.55	614.53
Patna..... "	1.20	4.80	9.60	9.72
Native..... "	0.18	...	5.68	15.81
<b>* COTTON GOODS.</b>				
Shirtings, Grey, Plain, American..... <i>Pieces</i>	13,249	15,775	3,660	700
"    "    "    English..... "			21,466	12,705
Sheetings, Grey, Plain, American..... "	410	2,660	8,030	2,180
"    "    "    Dutch..... "	...	...	480	150
"    "    "    English..... "	4,445	5,950	6,180	5,740
"    "    "    Indian..... "	180	290	140	180
"    "    "    Japanese..... "	...	...	140	80
Shirtings, White, Plain..... "	13,048	15,753	24,125	28,136
White Irishes..... "			2,305	1,400
Drills, American..... "	5,730	3,520	7,075	6,615
"    "    "    Dutch..... "	1,010	300	290	120
"    "    "    English..... "	1,005	1,275	1,215	1,170
"    "    "    Indian..... "	555	1,430	110	920
Jeans, American..... "	280	40	80	...
"    "    "    Dutch..... "	880	...	860	100
"    "    "    English..... "	2,000	2,120	3,790	6,190
T-Cloths, 32 inches, English..... "	1,665	1,495	900	1,175
"    "    "    Japanese..... "			...	180
"    "    "    36 inches, English..... "	...	...	2,126	1,355
Printed Cottons:—				
Printed Chintzes, Plain Cotton Prints, and Printed Shirtings..... <i>Pieces</i>	1,380	2,729	3,234	1,306
"    "    "    Drills, Furnitures, and Twills..... "			120	335
"    "    "    Sateens, Reqs, etc..... "	...	...	500	735
"    "    "    T-Cloths..... "	...	...	900	960
Dyed Cottons:—				
Cotton Italians, Plain, Fast Black.... <i>Pieces</i>	4,583	8,769	2,652	4,399
"    "    "    Lastings, Plain..... "	3,471	4,072	7,037	7,494
"    "    "    Figured..... "			6,600	7,798
"    "    "    Shirtings, Figured, Brocaded, and Spotted..... "	230	420	101	...
Dyed Shirtings and Sheetings, Plain... <i>Pieces</i>	1,082	2,121	180	200
"    "    "    Hongkong..... "	...	...	1,510	1,880
"    "    "    T-Cloths..... "	...	...	660	730
"    "    "    Turkey Red Cambries..... "	235	1,185	1,605	1,850
"    "    "    Shirtings..... "	1,396	1,115	3,925	3,950
Cotton Spanish Stripes, 64 inches..... <i>Pieces</i>	...	...	99	132
"    "    "    Flannel, Plain, Dyed, and Printed, "    "    "    American..... "	...	...	5,282	6,434
"    "    "    Plain, Dyed, and Printed, "    "    "    Dutch..... "	7,143	7,970	40	1,260
"    "    "    Plain, Dyed, and Printed, "    "    "    English..... "	...	...	880	774
"    "    "    Plain, Dyed, and Printed, "    "    "    Japanese..... "	...	...	100	816
Velvets and Velvetens, Plain, 22 inches <i>Yards</i>	534	726	16,605	37,094
"    "    "    26 "    "	...	...	2,100	...

## III. IMPORTS—Continued.

DESCRIPTION OF GOODS.	1901.	1902.	1903.	1904.
Handkerchiefs..... Dozens				
" Japanese..... " }	2,948	3,521	5,310	4,744
Towels, Honeycomb and Huckaback..... " }			...	9
" Honeycomb and Huckaback, Japanese..... " }	1,050	1,566	2,541	787
" other kinds..... " }			680	20
Cotton Yarn, English..... Piculs	45	114	681	3,399
" Indian..... " }	22,436	22,677	75	9
" Japanese..... " }	4,028	680	40,127	28,053
			3,652	4,388
<i>Chinese Cotton Goods.*</i>				
Shirtings, Grey, Hankow..... Pieces	20	120	282	340
Sheetings, Shanghai..... " "	...	...	80	240
Cotton Yarn, Shanghai..... Piculs	7,942	6,303	3,561	9,068
WOOLLEN AND COTTON MIXTURES.				
Union and Poncho Cloth..... { Pieces	168	184	...	...
" Italian Cloth, Plain and Figured { Yards	...	...	4,190	5,370
" Italian Cloth, Plain and Figured { Pieces	30	360	366	180
WOOLLEN GOODS.				
Camlets, English..... Pieces	680	870	920	780
Cloth, Broad, Medium, and Habit.... { Yards	390	556	...	...
" Lastings, Plain, Figured, and Créped.... Pieces	280	160	15,836	17,523
" Long Kils..... " "	2,205	2,522	340	280
" Spanish Stripes..... " "	984	780	2,190	2,540
" Spanish Stripes..... { Yards	...	...	...	...
			31,356	20,697
METALS.				
Iron and Mild Steel, New :—				
Bars..... Piculs				
Nail-rod..... " }	409	651	68	99
Cobbles and Wire Shorts..... " }			741	1,033
Wire..... " }	900	1,323	2,502	2,856
Hoops..... " "	27	45	169	170
Plate Cuttings..... " "	2,568	2,656	134	44
" Plate Cuttings..... " "			4,845	5,255
Iron and Mild Steel, Old :—				
Bars..... Piculs				
Cart Tires..... " }				172
Hoops..... " "				5
Horseshoes..... " "				213
Plates..... " }	2,256	2,151	2,922	803
Scrap..... " "				10
Wire..... " }				50
" Rope..... " "				1,220
" Rope..... " "				245
Lead, in Pigs and Bars..... " }	244	550	728	831
" Sheets, and Tea Lead..... " "			22	23
Steel, Bamboo..... " }				188
" Bars..... " "	190	505	261	35
" Hoops..... " "				117
Tin, Slabs..... " }	419	191	221	445

\* Steam Factory products.

## III. IMPORTS—Continued.

DESCRIPTION OF GOODS.	1901.	1902.	1903.	1904.
FOREIGN SUNDRIES.				
Braid, Llama.....	{ Gross 8,585	12,452	...	...
	{ Catties .....	...	1,900	1,769
Buttons, Brass.....	Gross 1,700	900	2,278	4,490
Clocks.....	Pieces 342	1,112	1,432	1,607
Coal.....	Tons 801	800	384	1,252
Cuttle-fish.....	Piculs 241	608	600	1,038
Dyes, Aniline.....	Value, Hk. Ta 6,968	9,538	9,307	12,139
Flour.....	Piculs 541	709	566	561
Ginseng, Clarified.....	" 14	14	6	5
Glass, Window.....	Boxes 542	575	736	505
Lamps and Lampware.....	Value, Hk. Ta 423	1,961	3,087	3,056
Mangrove Bark.....	Piculs 750	676	1,336	1,234
Matches, European.....	Gross .....	...	6,350	...
" Japan.....	31,725	13,170	26,150	58,557
Match-making Materials.....	Value, Hk. Ta 1,008	...	1,028	...
Medicines.....	" 3,392	4,824	5,189	3,894
Needles.....	" Mille 12,850	10,098	17,450	25,523
Oil, Kerosene, American.....	Gallons 478,400	308,400	360,900	381,100
" Russian.....	477,100	321,670	448,000	983,100
" Sumatra.....	3,000	90,300	99,500	120,000
Pepper, Black and White.....	Piculs 660	683	676	747
Sandalwood.....	" 1,091	2,557	872	971
Seaweed, Cut.....	" 1,500	1,898	1,759	1,772
" Long.....	" 19,824	24,263	22,257	16,596
Sugar, Brown.....	" 8,653	10,788	9,638	14,357
" Candy.....	" 1,598	2,596	2,134	2,136
" Refined.....	" 22,703	14,394	17,908	16,332
" White.....	22,703	12,069	7,976	22,297
Tea Dust, Ceylon.....	" 1,683	3,750	3,577	...
Umbrellas, European.....	Pieces .....	...	16,682	...
" Japanese.....	6,720	13,020	458	22,951
NATIVE SUNDRIES.				
Cloth, Native (Nankeens).....	Piculs 390	98	97	104
Cuttle-fish.....	2,875	7,693	2,078	1,002
Dates, Black and Red.....	" 367	903	609	1,072
Fish, Dried and Salt.....	" 164	516	423	439
Flour, Shanghai Mill.....	" 251	966	546	948
Fungus.....	" 167	163	221	187
Liches, Dried.....	" 34	449	474	273
Lily Flowers, Dried.....	" 664	725	738	1,099
Lung-ngans, .....	" 125	85	190	196
Matches.....	Gross 50	100	200	2,240
Mats, Rush and Straw.....	Pieces 4,790	6,881	8,889	9,576
Medicines.....	Value, Hk. Ta 3,140	4,513	4,454	5,435
Rice.....	Piculs 52,947	...	...	1,328
Shoes, Silk and Cotton.....	Pairs 192	2	243	427
Tea, Green.....	Piculs .....	...	1,152	126
" Leaf.....	" .....	...	167	3
Tobacco, Prepared.....	" 237	204	216	184
Wheat.....	2,231	...	546	...

IV. EXPORTS.—The principal articles of Export (including Re-exports) to Foreign Countries and Chinese Ports, during the quarter, as compared with the same period of previous years, have been as follows:—

DESCRIPTION OF GOODS.	1901.	1902.	1903.	1904.
Beans, Black..... <i>Piculs</i>	...	41	27	5,065
" Green..... "	116	6,466	50	9,647
" Yellow..... "	25,535	69,952	100,489	163,514
" Miscellaneous..... "	...	...	...	221
Brass Gongs and Cymbals, Broken..... "	30	90	41	7
Chestnuts..... "	99	178	378	232
China-root..... "	250	70	142	37
China-ware, Coarse..... "	4,242	13,530	9,924	4,826
" Fine..... "	2,289	8,893	6,263	2,018
Dye-stuff..... "	918	933	898	441
Fire-crackers and Fireworks..... "	1,153	494	1,235	1,341
Grasscloth, Coarse and Fine..... "	557	199	398	1,072
Hemp..... "	50,798	45,162	30,241	36,339
Indigo, Liquid..... "	2,519	11,353	4,138	7,376
Match Wood..... "	...	...	...	2,234
Matches..... <i>Gross</i>	...	...	2,500	...
Medicines..... <i>Value, Hk. Ts</i>	1,430	1,694	4,520	812
Paper, 1st Quality..... <i>Piculs</i>	6,462	10,569	9,825	4,041
" 2nd "..... "	24,986	25,652	17,291	30,525
Rice, <i>Tribute</i> ..... "	...	...	...	20,354
Seed, Lily-flower, or Lotus-nuts..... "	49	81	90	106
" Melon..... "	394	588	1,098	1,418
" Sesamum..... "	567	717	367	2,277
" Tea..... "	4	191	589	146
Tallow, Vegetable..... "	352	1,071	80	118
Tea, Black..... "	11,374	18,576	17,409	11,675
" Brick, Black..... "	5,347	8,792	3,969	...
" Dust..... "	...	2,733	15,142	14,335
" Green..... "	24,600	27,272	37,841	28,024
" Leaf..... "	1,678	2,575	8,514	2,111
" Log..... "	2,109	1,977	1,726	1,142
" Stalk..... "	...	...	...	294
" Tablet..... "	2,007	2,459	1,119	129
Tobacco, Leaf..... "	16,230	8,655	4,077	4,930
" Prepared..... "	998	983	674	735
" Stalk..... "	455	1,016	1,176	1,659
Wood, Coffin..... <i>Pieces</i>	49	...	109	22
" Poles..... "	1,140	355	3,875	2,611

V. RE-EXPORTS.—The Re-exports to Chinese Ports of the principal Imports of Foreign and Native origin, during the quarter, as compared with the same period of previous years, have been as follows :—

DESCRIPTION OF GOODS.	1901.	1902.	1903.	1904.
OPIUM.				
Malwa ..... <i>Piculs</i>	...	...	...	3
COTTON GOODS.				
Dyed Shirtings, Hongkong..... <i>Pieces</i>	...	...	...	40
METALS.				
Iron and Mild Steel, Old..... <i>Piculs</i>	...	...	713	...
Lead, in Pigs..... "	...	...	...	29
SUNDRIES.				
Dyes, Aniline..... <i>Value, Hk. Pz</i>	144	...	28	252
Machines, Sewing..... <i>Pieces</i>	...	...	...	23
Needles..... <i>Mills</i>	...	...	...	100
Sugar, White..... <i>Piculs</i>	...	...	...	54
Tea, Green..... "	...	...	1,091	571
Umbrellas, Japanese..... <i>Pieces</i>	...	...	...	420

VI. INTERNAL TRANSIT.—The following Table gives a list of the principal Foreign Goods conveyed to, and Native Goods brought from, the Interior under Transit Passes, during the quarter, as compared with the same period of previous years :—

DESCRIPTION OF GOODS.	1901.	1902.	1903.	1904.
FOREIGN GOODS CONVEYED TO THE INTERIOR.				
COTTON GOODS.				
Shirtings, Grey, Plain, American..... <i>Pieces</i>	} 9,476	9,350	1,030	40
" " " English..... "			10,255	3,165
Sheetings, Grey, Plain, American..... "			1,475	120
" " " Dutch..... "	...	...	300	...
" " " English..... "	3,150	3,310	2,060	910
Shirtings, White, Plain..... "	} 9,252	8,997	8,052	6,334
White Irishes..... "			181	150
Drills, American..... "			2,340	1,080
" Dutch..... "	470	60	90	...
" English..... "	1,080	790	540	150
" Indian..... "	1,230	1,360	50	50

VI. INTERNAL TRANSIT—Continued.

DESCRIPTION OF GOODS.	1901.	1902.	1903.	1904.
Jeans, American..... Pieces	160	...	60	...
"  Dutch..... "	...	...	260	...
"  English..... "	1,910	860	920	550
T-Cloths, 32 inches, English.....	1,721	520	75	75
"  36 " " "..... "			2,060	540
Printed Cottons :—				
Printed Chintzes, Plain Cotton Prints, and Printed Shirtings..... Pieces	1,614	1,843	541	660
"  Drills, Furnitures, and Twills " }	...	...	120	80
"  Sateens, Repts, etc. .... "	...	...	210	60
"  T-Cloths..... " }	...	...	180	300
Dyed Cottons :—				
Cotton Italians, Plain, Fast Black..... Pieces	4,598	8,490	690	770
"  Lastings, Plain..... " }			2,926	560
"  "  Figured..... " }			2,365	1,250
"  Shirtings, Figured, Brocaded, and Spotted..... " }	230	340	...	...
Dyed Shirtings and Sheetings, Plain..	470	663	150	...
"  "  Hongkong..... " }			890	120
"  "  T-Cloths..... " }			340	50
"  "  Turkey Red Cambrics..... " }	1,190	1,520	470	110
"  "  Shirtings..... " }			1,790	200
Cotton Spanish Stripes, 64 inches " }			33	60
"  Flannel, Plain, Dyed, and Printed, American..... " }	4,539	5,476	1,920	1,260
"  "  Plain, Dyed, and Printed, English..... " }			600	90
Velvets and Velveteens, 22 inches..... Yards	Pieces. 384	Pieces. 609	5,020	5,460
Handkerchiefs..... Dozens	1,142	3,281	...	700
"  "  Japanese..... " }			2,195	584
Cotton Yarn, English..... Piculs	45	72	6	3
"  "  Indian..... " }	17,901	12,745	6,331	348
"  "  Japanese..... " }	3,825	156	983	121
Chinese Cotton Goods.*				
Shirtings, Grey..... Pieces	...	200	60	60
Sheetings..... " }			20	...
Cotton Yarn..... Piculs	7,881	6,730	3,810	8,837
WOOLLEN GOODS.				
Camlets, English..... Pieces	410	600	310	120
Cloth, Broad, Medium, and Habit..... } " Yards	312	378	...	...
Lastings, Plain, Figured, and Crèpèd.... Pieces	240	160	7,389	3,478
Long Ells..... " }	1,495	1,552	219	20
Spanish Stripes..... " }	570	546	980	470
"  "  "  "..... " }	...	...	8,829	2,915
METALS.				
Iron and Mild Steel, New :—				
Bars..... Piculs	204	339	5	...
Nail-rod..... " }			233	462

\* Steam Factory products.

## VI. INTERNAL TRANSIT—Continued.

DESCRIPTION OF GOODS.	1901.	1902.	1903.	1904.			
Iron and Mild Steel, New—continued:—							
Cobbles and Wire Shorts..... <i>Piculs</i>	} 663	1,035	{ 747	} 299			
Wire..... "							
Plate Cuttings..... "							
Iron and Mild Steel, Old:—	2,794	1,950	1,657	1,095			
Bars..... <i>Piculs</i>	} 1,191	1,369	{ 563	} 19			
Hoops..... "							
Horseshoes..... "							
Lead, in Pigs and Bars..... "							
" Sheets, and Tea Lead..... "							
Steel, Bamboo..... "	105	410	{ 45	{ 202			
" Hoops..... "	} 97	125	{ 91	} 47			
" Sheets and Plates..... "							
" .....							
SUNDRIES.							
Braid, Llama..... { <i>Gross</i>	6,500	9,132	...	...			
<i>Catties</i>	...	...	200	276			
Clocks..... <i>Pieces</i>	216	726	167	118			
Dyes, Aniline..... <i>Value, Hk. Tls</i>	5,278	8,024	732	369			
Glass, Window..... <i>Boxes</i>	412	476	26	1			
Lamps and Lampware..... <i>Value, Hk. Tls</i>	232	1,228	585	286			
Matches, European..... <i>Gross</i>	} 25,900	11,232	{ 750	} 261			
" Japan..... "							
<i>Gross</i>			1,350	7,150			
Needles..... <i>Mille</i>	7,200	8,600	600	200			
Oil, Kerosene, American..... <i>Gallons</i>	392,540	72,500	142,020	48,970			
" " Russian..... "	358,120	188,880	70,620	108,290			
" " Sumatra..... "	1,800	9,700	500	17,600			
Seaweed, Cut and Long..... <i>Piculs</i>	15,245	11,204	4,006	1,050			
Sugar, Brown..... "	156	651	219	389			
" Candy..... "	536	334	119	8			
" Refined..... "	} 11,822	5,231	{ 974	} 535			
" White..... "							
Umbrellas, European..... <i>Pieces</i>	} 1,680	1,260	...	} 959			
" Japanese..... "							
TRANSIT PASSES ISSUED..... <i>No.</i>	9,801	6,858	3,531	2,843			
Free Transit Passes issued for Shanghai Cotton Manufactures... <i>No.</i>	1,010	796	477	1,049			
NATIVE GOODS BROUGHT FROM THE INTERIOR.							
Hams, Native..... <i>Piculs</i>	...	...	...	158			
Indigo, Liquid..... "	...	...	...	484			
Wood, Poles..... <i>Pieces</i>	...	...	...	2,600			
TRANSIT PASSES SURRENDERED... <i>No.</i>	...	...	...	4			



VII OPIUM.—The following Table shows the quantity of all descriptions of Opium in Bond on the first day of the quarter, the Arrivals and Departures during the quarter, and the quantity left in Bond at the close of the quarter:—

—	BENARES.		MALWA.		PATNA.		TOTAL	BOILED.
	Chests.	Piculs.	Chests.	Piculs.	Chests.	Piculs.	CRUDE.	Piculs.
<b>A.—IN BOND on 1st July:—</b>								
1. Arrivals from Foreign Countries	...	...	...	...	...	...	...	...
2. " " Treaty Ports	...	...	26	26	...	...	26	...
<b>TOTAL A.: In Bond</b>	...	...	26	26	...	...	26	...
<b>B.—ARRIVALS during the quarter:—</b>								
1. FROM Hongkong	...	...	...	...	...	...	...	...
2. " Macao	...	...	...	...	...	...	...	...
3. " other Foreign Countries	...	...	...	...	...	...	...	...
4. " Shanghai	...	...	617½	617.53	8	9.72	627.25	...
5. " other Treaty Ports	...	...	...	...	...	...	...	...
<b>TOTAL B.: Arrivals</b>	...	...	617½	617.53	8	9.72	627.25	...
<b>TOTAL: A. In Bond plus B. Arrivals</b>	...	...	643½	643.53	8	9.72	653.25	...
<b>C.—DEPARTURES:—</b>								
1. Released, Duty and Likin paid:—								
(a.) From Ship direct under Landing Permit								
(b.) From Bond	...	...	614½	614.53	8	9.72	624.25	...
<b>TOTAL: Duty and Likin paid</b>	...	...	614½	614.53	8	9.72	624.25	...
Deduct Re-export of Duty and Likin paid Opium								
<b>NET TOTAL: 1</b>	...	...	614½	614.53	8	9.72	624.25	...
2. Re-exported, Duty and Likin unpaid:—								
(a.) To Foreign Ports:								
From Bond	...	...	...	...	...	...	...	...
Direct Transshipment	...	...	...	...	...	...	...	...
(b.) To Treaty Ports:								
From Bond	...	...	3	3	...	...	3	...
Direct Transshipment	...	...	...	...	...	...	...	...
<b>TOTAL: Re-exported, Duty and Likin unpaid</b>	...	...	3	3	...	...	3	...
Add Re-export of Duty and Likin paid Opium to Foreign Ports	...	...	...	...	...	...	...	...
Add Re-export of Duty and Likin paid Opium to Treaty Ports	...	...	...	...	...	...	...	...
<b>TOTAL: Re-exports, 2</b>	...	...	3	3	...	...	3	...
<b>TOTAL C.: Departures, 1 and 2</b>	...	...	617½	617.53	8	9.72	627.25	...
<b>D.—IN BOND on 30th September:—</b>								
(a.) Arrivals from Foreign Countries								
(b.) Arrivals from Treaty Ports	...	...	26	26	...	...	26	...
<b>TOTAL D.: In Bond</b>	...	...	26	26	...	...	26	...

VIII. SPECIAL TABLES.—The following Tables give separate statistics in connexion with the Import and Export of Treasure and the Export of Tea:—

## 1°. TREASURE.

COUNTRIES FROM WHICH IMPORTED AND TO WHICH EXPORTED.	IMPORTS.				EXPORTS.				
	GOLD.		SILVER.		COPPER COINS.	GOLD.		SILVER.	COPPER COINS.
	In Bars.	In Sycee.	In Dollars.	In Bars.		In Sycee.	In Dollars.		
	Hk. <i>7</i> / <i>16</i>	Hk. <i>7</i> / <i>16</i>	Hk. <i>7</i> / <i>16</i>	Hk. <i>7</i> / <i>16</i>	Hk. <i>7</i> / <i>16</i>	Hk. <i>7</i> / <i>16</i>	Hk. <i>7</i> / <i>16</i>	Hk. <i>7</i> / <i>16</i>	
1. FOREIGN COUNTRIES .....	...	...	...	...	...	...	...	...	
TOTAL: 1. FOREIGN COUNTRIES	...	...	...	...	...	...	...	...	
2. CHINA.									
Shanghai.....	...	19,700	...	...	...	40,400	46,700	...	
Chinkiang.....	...	2,600	...	...	...	...	...	...	
Nanking.....	...	...	...	...	...	18,000	...	...	
Anking.....	...	...	...	5,133	...	...	...	...	
Hankow.....	...	151,528	...	...	...	25,500	5,000	...	
Amoy.....	...	...	...	500	...	...	...	...	
TOTAL: 2. CHINA.....	...	173,228	...	5,633	...	83,900	51,700	...	
TOTAL: 1 and 2. FOREIGN COUNTRIES AND CHINA .....	...	173,228	...	5,633	...	83,900	51,700	...	
GRAND TOTAL .....	...	173,228	...	5,633	...	135,600	...	...	

## 2°. TEA.

—	BLACK.	BRICK, BLACK.	DUST.	GREEN.	LEAF.	LOG.	SEED.	STALK.	TABLET.	TOTAL.
	<i>Piculs.</i>	<i>Piculs.</i>	<i>Piculs.</i>	<i>Piculs.</i>	<i>Piculs.</i>	<i>Piculs.</i>	<i>Piculs.</i>	<i>Piculs.</i>	<i>Piculs.</i>	<i>Piculs.</i>
Season 1903-04: Export to date (14th May to 30th September 1903).....	105,938	20,843	15,341	39,661	12,186	2,481	898	...	1,119	198,467
Season 1904-05: Export to date (12th May to 30th September 1904).....	105,709	8,970	15,307	29,715	2,886	2,957	175	294	129	166,142

IX. REVENUE.—The following Table shows the Dues and Duties (Foreign flag, Native flag,\* and Transit) collected during the quarter, as compared with the corresponding period of previous years :—

	1902.		1903.		1904.	
	Foreign.	Native.	Foreign.	Native.	Foreign.	Native.
	<i>Hk. Tam.c.c.</i>	<i>Hk. Tam.c.c.</i>	<i>Hk. Tam.c.c.</i>	<i>Hk. Tam.c.c.</i>	<i>Hk. Tam.c.c.</i>	<i>Hk. Tam.c.c.</i>
Import Duty .....	3,590.1.4.9	83.2.5.4	4,313.0.7.2	173.4.8.5	3,066.3.8.8	142.2.6.3
Export " .....	84,611.5.1.0	37,223.0.4.6	119,258.1.7.4	25,643.2.5.8	95,977.9.8.5	23,999.9.1.1
Coast Trade Duty.....	1,302.8.8.0	867.4.6.4	1,277.4.0.2	1,022.0.5.3	1,141.1.2.6	661.7.1.2
Opium Duty .....	9,778.8.7.5	3,901.6.5.0	12,907.3.1.3	5,914.6.1.3	12,602.0.4.0	6,127.8.0.0
Tonnage Dues .....	...	39.3.0.0	...	184.1.0.0	491.2.0.0	213.6.0.0
<i>Hk. Th</i>	99,283.4.1.4	42,114.7.1.4	137,755.9.6.1	32,937.5.1.0	113,278.7.3.9	31,145.2.8.6
Foreign and Native.....	141,398.1.2.8		170,693.4.7.1		144,424.0.2.5	
Transit { Inwards.....	12,950.2.1.1	12,950.2.1.1	9,529.1.9.1	9,529.1.9.1	3,980.2.0.7	4,106.3.1.5
Dues { Outwards.....	...		...		126.1.0.8	
Opium { Foreign Flags..	26,077.0.0.0	36,481.4.0.0	34,400.0.0.0	50,172.3.0.0	33,599.2.0.0	49,940.0.0.0
Likin { Native Flag....	10,404.4.0.0		15,772.3.0.0		16,340.8.0.0	
TOTAL COLLECTION	<i>Hk. Th</i> 190,829.7.3.9		<i>Hk. Th</i> 230,394.9.6.2		<i>Hk. Th</i> 198,470.3.4.0 †	
† No Drawbacks marked for cash payment during quarter, to be deducted from } total collection.....					<i>Hk. Th Nil.</i>	

\* Chinese registered Ships and Steamers; Chinese Lorchas and Papicos holding Customs sailing letters; and Chinese Junks chartered by Foreigners.

I am, etc.,

HY. W. BRAZIER,

Assistant-in-Charge.

To the

INSPECTOR GENERAL OF CUSTOMS.

(Received 20th October 1904.)

CUSTOM HOUSE,  
WUHU, 15TH OCTOBER 1904.

SIR,

I.—In conformity with the instructions contained in your Circulars Nos. 21 of 1869, 14 of 1872, and 6 of 1875, I now transmit to the Statistical Department at Shanghai, for publication, the statistics of the trade of this port for the third quarter of the year 1904.

II. TONNAGE.—The number, tonnage, and movements of vessels, entered and cleared during the quarter, are set forth in the following Table:—

ENTERED.	JULY.		AUGUST.		SEPTEMBER.		TOTAL.	
	No.	Tons.	No.	Tons.	No.	Tons.	No.	Tons.
1. Foreign Ocean-going Steamers .....	12	14,718	11	12,414	15	16,368	38	43,500
2. " River Steamers .....	129	163,120	120	155,181	129	168,188	378	486,489
3. " Steam-launches .....	21	308	33	504	32	454	86	1,266
4. " Sailing Vessels .....	...	...	1	1,040	...	...	1	1,040
5. Chinese-owned Vessels of Foreign type:—Ocean-going Steamers.....	...	...	2	1,950	2	2,866	4	4,816
River Steamers.....	23	34,703	20	29,295	23	33,638	66	97,636
Steam-launches.....	45	1,008	54	903	33	514	132	2,425
Sailing Vessels.....	4	973	4	885	2	442	10	2,300
6. Native Craft.....	22	1,567	19	1,386	16	1,353	57	4,306
Total .....	256	216,397	264	203,558	252	223,823	772	643,778
Same Quarter, 1903.....	221	197,290	205	191,351	215	188,458	641	577,099
CLEARED.	JULY.		AUGUST.		SEPTEMBER.		TOTAL.	
	No.	Tons.	No.	Tons.	No.	Tons.	No.	Tons.
1. Foreign Ocean-going Steamers .....	10	12,342	11	12,351	16	17,637	37	42,330
2. " River Steamers .....	129	163,120	120	155,181	129	168,188	378	486,489
3. " Steam-launches .....	21	308	33	504	32	454	86	1,266
4. " Sailing Vessels .....	...	...	...	...	...	...	...	...
5. Chinese-owned Vessels of Foreign type:—Ocean-going Steamers.....	...	...	1	1,124	3	3,692	4	4,816
River Steamers.....	23	34,703	20	29,295	23	33,638	66	97,636
Steam-launches.....	45	1,008	54	903	33	514	132	2,425
Sailing Vessels.....	3	613	4	1,041	3	646	10	2,300
6. Native Craft.....	22	1,567	19	1,386	16	1,353	57	4,306
Total .....	253	213,661	262	201,785	255	226,122	770	641,568
Same Quarter, 1903.....	223	201,745	207	191,526	213	188,476	643	581,747
Of Sailing Vessels entered— 64 were from Ports in China. 4 " " Native Office.	Of Steamers entered— 704 were from Ports in China.		Of Sailing Vessels cleared— 18 were from Ports in China. 49 " " Native Office.		Of Steamers cleared— 699 were from Ports in China. 4 " " Foreign Ports.			
68 Entered.	704* Entered.		67 Cleared.		703* Cleared.			
			Remaining in Port..... 1		Remaining in Port..... 1			

\* Including 218 Steam-launches.

III. IMPORTS.—The principal articles of Import from Foreign Countries and Chinese Ports, during the quarter, as compared with the same period of previous years, have been as follows :—

DESCRIPTION OF GOODS.	1901.	1902.	1903.	1904.
<b>OPIUM.</b>				
Malwa..... <i>Piculs</i>	492	346	633	578.50
Patna..... "	...	1.20	...	...
Native..... "	...	5.10	3	9.08
<b>COTTON GOODS.</b>				
Shirtings, Grey, American..... <i>Pieces</i>	19,460	17,174	39,961	2,830
" " English..... "				22,185
" " Indian..... "				240
Sheetings, Grey, Plain, American..... "	520	4,835	8,150	6,955
" " Dutch..... "	...	...	...	60
" " English..... "	10,022	11,650	14,239	17,128
" " Indian..... "	300	440	220	360
" " Japanese..... "	...	20	40	40
Shirtings, White, Plain..... "	8,588	13,636	27,904	23,077
Drills, American..... "	9,700	5,450	21,440	12,893
" Dutch..... "	180	240	30	300
" English..... "	1,875	4,850	3,600	3,105
" Indian..... "	...	1,925	...	4,080
" Japanese..... "	...	...	460	570
Jeans, American..... "	1,270	2,830	7,690	110
" Dutch..... "				180
" English..... "				11,616
T-Cloths, English..... "	1,699	1,775	2,235	2,085
" Japanese..... "				240
Printed Cottons :—				
Printed Cambrics, Lawns, and Muslins <i>Pieces</i>	200	60	30	100
Chintzes, Plain Cotton Prints, and Printed Shirtings..... "	2,484	1,953	4,049	3,719
" Sateens, Reps, etc..... "	...	...	1,340	930
" T-Cloths..... "	...	...	570	1,000
Dyed Cottons :—				
Cotton Italians, Plain, Fast Black..... <i>Pieces</i>	7,419	8,152	12,260	14,240
" " Coloured..... "				310
" " Figured..... "				3,605
" Lastings, Plain..... "	2,419	2,715	3,555	568
" " Figured..... "				5,485
" Reps and Ribbs, Figured..... "	...	...	...	1,253
Dyed Shirtings and Sheetings, Plain..... "	669	466	3,050	100
" Hongkong..... "				2,120
" Turkey Red Cambrics..... "				2,410
" Shirtings..... "	2,164	2,164	3,494	4,030
Cotton Flannel, American..... "	3,245	3,108	4,326	2,580
" " Dutch..... "				210
" " English..... "				630
" " Japanese..... "				1,666
Velvets and Velveteens, 22 inches.... <i>Yards</i>	270	264	540	...
Handkerchiefs..... <i>Dozens</i>	6,000	6,854	11,550	19,832
Towels..... "	1,680	1,698	4,350	9,531
Cotton Yarn, Indian..... <i>Piculs</i>	11,076	11,847	10,117	7,127
" " Japanese..... "	3,428	2,253	4,426	4,823
<b>Chinese Cotton Goods.*</b>				
Drills..... <i>Pieces</i>	...	...	...	165
Cotton Yarn..... <i>Piculs</i>	1,778	2,787	671	1,274

\* Steam Factory products.

## III. IMPORTS—Continued.

DESCRIPTION OF GOODS.	1901.	1902.	1903.	1904.
WOOLLEN GOODS.				
Camlets, English.....	<i>Pieces</i> 480	440	560	550
Cloth, Broad, Medium, and Habit.....	310	106	180	...
Long Ells.....	...	...	...	3,888
Spanish Stripes.....	<i>Pieces</i> 3,425	2,665	3,795	4,190
	816	540	600	...
	...	...	...	20,147
METALS.				
Copper, Bars, Sheets, and Plates.....	<i>Piculs</i> 13	13	496	1,155
" Ingots, Slabs, and Ore.....	" 2	513	1,200	886
Iron and Mild Steel, New:—				
Bars.....	<i>Piculs</i> 40	101	120	100
Cobbles and Wire Shorts.....	...	...	2,366	2,085
Nail-rod.....	1,562	970	2,056	987
Plate Cuttings.....	1,078	1,447	3,044	2,366
Wire.....	1,020	975	263	307
Iron and Mild Steel, Old.....	1,249	1,222	1,264	1,087
Lead, in Pigs and Bars.....	494	272	544	170
Steel.....	235	260	401	330
Tin, Slabs.....	1	118	167	151
FOREIGN SUNDRIES.				
Bags, Gunny and Hemp.....	<i>Pieces</i> 230,020	728,100	445,970	376,680
" Straw and Grass.....	49,500	436,685	682,937	347,110
Bicho de Mar, Black.....	<i>Piculs</i> 104	65	127	105
Braid, Llama.....	" 28	38	85	83
Coal.....	410	460	1,744	1,007
Dyes, Aniline.....	<i>Value, Hk. Tk.</i> 6,244	5,470	6,025	6,210
Ginseng.....	1,100	1,100	800	715
Glass, Window.....	<i>Boxes</i> 158	426	475	354
Lichees, Dried.....	<i>Piculs</i> 55	177	335	352
Lung-ngans, Dried.....	336	715	707	599
Matches.....	<i>Gross</i> 75,000	103,850	156,850	140,950
Needles.....	<i>Mille</i> 16,430	15,470	16,805	16,300
Oil, Kerosene, American.....	228,600	301,100	552,500	618,960
" " Russian.....	155,800	166,290	275,800	470,700
" " Sumatra.....	40,000	152,500	132,000	118,100
Pepper, Black.....	<i>Piculs</i> 164	117	150	132
Rattans.....	14	46	80	67
Sandalwood.....	" 2,714	4,538	5,036	4,860
Seaweed.....	" 1,810	1,386	1,449	1,327
Sugar, Brown.....	14,923	19,665	20,824	18,529
" Candy.....	662	1,211	1,322	1,467
" Refined.....	17,796	19,765	19,172	21,879
" White.....	1,271	8,669	5,379	17,504
Turmeric.....	20	123	663	481
Umbrellas.....	<i>Pieces</i> 4,200	6,660	24,540	22,500
NATIVE SUNDRIES.				
Bags, Gunny and Hemp.....	<i>Pieces</i> 20,930	136,840	41,500	277,250
Cloth, Native (Nankeens).....	<i>Piculs</i> 1,280	1,987	3,461	2,255
Coal.....	1,859	1,250	1,889	2,976
Dates, Black.....	<i>Piculs</i> 255	1,471	1,772	1,427
Fire-crackers and Fireworks.....	201	328	262	300
Fungus.....	" 177	234	144	160

## III. IMPORTS—Continued.

DESCRIPTION OF GOODS.	1901.	1902.	1903.	1904.
Grasscloth, Coarse..... <i>Piculs</i>	113	3	328	155
"    Fine..... "	1	4	61	8
Gypsum..... "	1,499	8,884	6,490	7,030
Lung-ngans, Dried..... "	311	1,221	1,027	669
Medicines..... <i>Value, Hk. Tk</i>	5,542	8,958	8,254	8,596
Musk..... <i>Tals</i>	48	170	96	73
Oil, Bean..... <i>Piculs</i>	904	299	944	897
"    Sesamum..... "	331	799	1,275	1,715
"    Wood..... "	1,462	7,139	9,781	8,674
Paper, 1st Quality..... "	64	55	72	243
"    2nd "..... "	41	182	159	82
"    Joss..... "	125	221	377	253
"    Shanghai Mill..... "	51	16	468	818
Samsu..... "	485	341	155	611
Seeds, Melon..... "	1,847	482	2,507	1,868
Silk Piece Goods..... "	3	3	12	19
"    Products, Unclassed..... "	28	23	45	37
Sugar, Brown..... "	6,775	10,873	8,641	8,433
"    Candy..... "	429	234	142	158
"    White..... "	18,152	19,379	17,242	19,409
Tobacco, Leaf..... "	1,528	846	1,043	908
"    Prepared..... "	94	91	85	61
Turmeric..... "	612	549*	698	378
Wax, White..... "	17	25	19	6
Wood, Coffin..... <i>Pieces</i>	986	4,760	4,397	9,479
"    Poles..... "	1,166	7,807	9,263	12,109

IV. EXPORTS.—The principal articles of Export (including Re-exports) to Foreign Countries and Chinese Ports, during the quarter, as compared with the same period of previous years, have been as follows:—

DESCRIPTION OF GOODS.	1901.	1902.	1903.	1904.
Alum, White..... <i>Piculs</i>	135	2,807	938	563
Beans of all kinds..... "	842	1,982	1,049	2,761
Coal..... <i>Tons</i>	484	318	92	79
Feathers, Duck, Powl, etc. .... <i>Piculs</i>	568	773	1,308	827
Flour, Wuhu Mill..... "	2,464	3,934	2,407	2,453
Hemp..... "	2,691	3,601	751	1,006
Joss-stick Powder..... "	962	945	764	769
Medicines..... <i>Value, Hk. Tk</i>	6,608	13,595	5,387	10,434
Paper, 1st Quality..... <i>Piculs</i>	666	682	788	723
Rice..... "	118,739	835,201	688,611	827,255
" <i>Duty Free</i> ..... "	11,470	...	67,097	79,453
Seed Cake..... "	1,670	13,995	10,426	1,815
" <i>Rape</i> ..... "	162,409	37,448	55,673	16,314
Silk, Raw, White..... "	1,088	207	907	729
" <i>Refuse</i> ..... "	980	1,074	1,203	1,236
Tea, Black..... "	278	241	110	148
" <i>Green</i> ..... "	375	417	1,161	701
Wheat..... "	44,983	208,933	98,161	63,630

V. RE-EXPORTS.—The Re-exports to Chinese Ports of the principal Imports of Foreign and Native origin, during the quarter, as compared with the same period of previous years, have been as follows:—

DESCRIPTION OF GOODS.	1901.	1902.	1903.	1904.
COTTON GOODS.				
Shirtings, White, Plain ..... Pieces	82	...	...	50
Drills, English..... " "	...	...	...	90
FOREIGN SUNDRIES.				
Umbrellas..... Pieces	...	...	...	420
NATIVE SUNDRIES.				
Cloth, Native (Nankeens)..... Piculs	...	...	...	18
Grasscloth, Coarse..... " "	18	91	3	17
" Fine..... " "	11	18	9	5

VI. INTERNAL TRANSIT.—The following Table gives a list of the principal Foreign Goods conveyed to the Interior under Transit Passes, during the quarter, as compared with the same period of previous years:—

DESCRIPTION OF GOODS.	1901.	1902.	1903.	1904.
COTTON GOODS.				
Shirtings, Grey, American..... Pieces	6,460	7,544	12,200	1,620
" " English..... " "				9,845
Sheetings, Grey, Plain, American..... " "				2,310
" " " English..... " "	3,080	3,230	5,570	6,810
" " " Indian..... " "	120	80	60	120
Shirtings, White, Plain..... " "	879	2,100	2,410	3,749
Drills, American..... " "	1,350	1,248	3,893	2,085
" Dutch..... " "	30	60	30	30
" English..... " "	840	1,645	1,665	2,415
" Indian..... " "	...	540	...	1,110
" Japanese..... " "	...	...	340	120
Jeans, Dutch..... " "	60	720	1,780	30
" English..... " "				3,470
T-Cloths, English..... " "	560	890	655	1,285
Printed Cottons:—				
Printed Chintzes, Plain Cotton Prints, and Printed Shirtings..... Pieces	1,000	993	1,020	1,603
" Sateens, Reps, etc..... " "	...	...	30	220
" T-Cloths..... " "	...	...	...	300
Dyed Cottons:—				
Cotton Italians, Plain, Fast Black..... Pieces	350	1,235	1,987	2,701
" " Coloured..... " "				...
" " Figured..... " "				653
" Lastings, Plain..... " "	284	765	1,080	250
" " Figured..... " "				1,512
" Reps and Ribbs, Figured..... " "	...	...	...	400
Dyed Shirtings, Hongkong..... " "	130	230	530	1,730
" Turkey Red Cambrics..... " "	465	599	1,127	2,070
" " Shirtings..... " "				580



## VI. INTERNAL TRANSIT—Continued.

DESCRIPTION OF GOODS.	1901.	1902.	1903.	1904.
Cotton Flannel, American..... Pieces	} 460	} 430	} 865	} 510 160 220
" " English..... " "				
" " Japanese..... " "				
Velvets and Velveteens, 22 inches..... {	60	30	60	...
Handkerchiefs..... Dozens	...	404	2,390	2,275
Towels..... " "	330	280	400	590
Cotton Yarn, Indian..... Piculs	2,564	10,739	8,378	3,253
" " Japanese..... " "	1,140	1,788	3,493	2,748
<i>Chinese Cotton Goods.*</i>				
Drills..... Pieces	...	...	...	90
Cotton Yarn..... Piculs	2,273	2,809	609	1,275
WOOLLEN GOODS.				
Camlets, English..... Pieces	...	40	50	80
Cloth, Broad, Medium, and Habit..... {	...	6	6	...
Long Ells..... Pieces	300	745	440	547
Spanish Stripes..... {	12	42	72	1,020
" " " "..... Yards	...	...	...	1,879
METALS.				
Iron and Mild Steel, New:—				
Bars..... Piculs	...	...	68	115
Cobbles and Wire Shorts..... " "	...	...	890	960
Nail-rod..... " "	750	486	1,184	900
Plate Cuttings..... " "	416	440	1,361	1,155
Wire..... " "	148	131	72	53
Iron and Mild Steel, Old..... " "	595	615	675	427
Steel..... " "	87	97	198	164
SUNDRIES.				
Bicho de Mar, Black..... Piculs	53	9	50	38
Braid, Llama..... " "	3	6	12	16
Dyes, Aniline..... Value, Hk. Tk.	1,909	486	1,348	2,046
Glass, Window..... Boxes	43	57	114	71
Lichees, Dried..... Piculs	64	60	177	120
Lung-ngans, Dried..... " "	162	517	359	332
Matches..... Gross	41,705	51,551	91,883	66,446
Needles..... Mille	1,100	750	1,500	550
Oil, Kerosene, American..... Gallons	113,760	100,010	271,450	420,340
" " Russian..... " "	191,230	164,980	162,490	270,750
" " Sumatra..... " "	16,260	77,240	79,270	82,670
Paper, Shanghai Mill..... Piculs	...	...	...	331
Pepper, Black..... " "	100	36	69	54
Sandalwood..... " "	1,449	1,805	2,757	2,741
Seaweed..... " "	1,334	756	939	784
Sugar, Brown..... " "	13,738	16,782	18,987	14,225
" " Candy..... " "	438	615	736	703
" " Refined..... " "	} 19,776	} 14,345	} 17,552	} 9,319 12,059
" " White..... " "				
Turmeric..... Pieces	...	123	663	571
Umbrellas..... " "	...	420	840	1,296
TRANSIT PASSES ISSUED..... No.	500	774	1,019	1,086

\* Steam Factory products.



VIII. SPECIAL TABLE.—The following Table gives separate statistics in connexion with the Import and Export of Treasure:—

COUNTRIES FROM WHICH IMPORTED AND TO WHICH EXPORTED.	IMPORTS.				EXPORTS.			
	GOLD.		SILVER.		COPPER COINS.	GOLD.		COPPER COINS.
	In Bars.	In Sycee.	In Dollars.	In Bars.		In Sycee.	In Dollars.	
	<i>Hk. 7ls</i>	<i>Hk. 7ls</i>	<i>Hk. 7ls</i>	<i>Hk. 7ls</i>	<i>Hk. 7ls</i>	<i>Hk. 7ls</i>	<i>Hk. 7ls</i>	<i>Hk. 7ls</i>
1. FOREIGN COUNTRIES.....	...	...	...	...	...	...	...	...
TOTAL: 1. FOREIGN COUNTRIES	...	...	...	...	...	...	...	...
2. CHINA.								
Hankow.....	...	...	...	...	...	2,000	...	...
Anking.....	...	...	...	...	...	15,900	...	...
Nanking.....	...	...	...	...	...	6,700	...	...
Chinkiang.....	...	...	...	...	...	142,550	...	...
Shanghai.....	...	1,000	...	...	...	225,170	...	...
TOTAL: 2. CHINA.....	...	1,000	...	...	...	392,320	...	...
TOTAL: 1 and 2. FOREIGN COUNTRIES AND CHINA.....	...	1,000	...	...	...	392,320	...	...
GRAND TOTAL.....	...	1,000	...	...	...	392,320	...	...

IX. REVENUE.—The following Table shows the Dues and Duties (Foreign flags, Native flag,\* and Transit) collected during the quarter, as compared with the corresponding period of previous years:—

	1902.		1903.		1904.	
	Foreign.	Native.	Foreign.	Native.	Foreign.	Native.
	<i>Hk. Tam.c.c.</i>	<i>Hk. Tam.c.c.</i>	<i>Hk. Tam.c.c.</i>	<i>Hk. Tam.c.c.</i>	<i>Hk. Tam.c.c.</i>	<i>Hk. Tam.c.c.</i>
Import Duty.....	780.8.9.6	96.1.3.7	1,263.9.4.3	36.2.1.9	391.7.1.5	100.7.8.1
Export „ .....	116,854.6.6.9	4,979.9.0.8	91,643.8.9.6	4,923.7.8.8	105,691.1.5.0	2,889.4.9.5
Coast Trade Duty.....	5,617.3.8.8	1,547.8.7.6	7,032.1.1.2	2,238.1.8.0	6,351.9.1.8	3,027.9.1.0
Opium Duty.....	8,331.0.0.0	2,085.0.0.0	14,370.0.0.0	4,620.0.0.0	12,480.0.0.0	4,875.0.0.0
Tonnage Dues.....	982.4.0.0	157.9.2.9	1.6.0.0	148.2.3.0	799.0.0.0	28.7.3.0
<i>Hk. Tam.</i>	132,566.3.5.3	8,866.8.5.0	114,311.5.5.1	11,966.4.1.7	125,713.7.8.3	10,921.9.1.6
Foreign and Native.....	141,433.2.0.3		126,277.9.6.8		136,635.6.9.9	
Transit Dues {	Inwards.....	11,500.0.6.2	15,966.7.9.2	16,044.7.9.2	15,186.4.5.2	15,186.4.5.2
{	Outwards.....	11,500.0.6.2				
Opium Likin {	Foreign Flags	22,216.0.0.0	38,320.0.0.0	50,640.0.0.0	33,280.0.0.0	46,280.0.0.0
{	Native Flag...	27,776.0.0.0				
TOTAL COLLECTION	<i>Hk. Tam.</i>	180,709.2.6.5	<i>Hk. Tam.</i>	192,962.7.6.0	<i>Hk. Tam.</i>	198,102.1.5.1 †
† No Drawbacks marked for cash payment during quarter, to be deducted from } total collection.....					<i>Hk. Tam.</i>	<i>Nil.</i>

\* Chinese registered Ships and Steamers; Chinese Lorchas and Pajicos holding Customs sailing letters; and Chinese Junks chartered by Foreigners.

I am, etc.,

PAUL H. KING,

Commissioner of Customs.

To the

INSPECTOR GENERAL OF CUSTOMS.

(Received 17th October 1904.)

## CUSTOM HOUSE,

NANKING, 15TH OCTOBER 1904.

SIR,

I.—In conformity with the instructions contained in your Circulars Nos. 21 of 1869, 14 of 1872, and 6 of 1875, I now transmit to the Statistical Department at Shanghai, for publication, the statistics of the trade of this port for the third quarter of the year 1904.

II. TONNAGE.—The number, tonnage, and movements of vessels, entered and cleared during the quarter, are set forth in the following Table:—

ENTERED.	JULY.		AUGUST.		SEPTEMBER.		TOTAL.	
	No.	Tons.	No.	Tons.	No.	Tons.	No.	Tons.
1. Foreign Ocean-going Steamers .....	2	2,255	1	978	1	1,228	4	4,461
2. " River Steamers .....	54	90,796	55	97,247	60	106,051	169	294,094
3. " Steam-launches .....	39	2,577	59	4,032	56	3,864	154	10,473
4. " Sailing Vessels .....	...	...	...	...	...	...	...	...
5. Chinese-owned Vessels of Foreign type:—Ocean-going Steamers .....	1	836	...	...	...	...	1	836
River Steamers .....	22	32,241	20	29,300	24	35,028	66	96,569
Steam-launches .....	13	592	2	91	2	37	17	720
Sailing Vessels .....	2	400	1	185	2	551	5	1,136
6. Native Craft .....	11	736	10	798	10	821	31	2,355
Total .....	144	130,433	148	132,631	155	147,580	447	410,644
Same Quarter, 1903 .....	166	124,014	187	125,004	158	125,045	511	374,603

CLEARED.	JULY.		AUGUST.		SEPTEMBER.		TOTAL.	
	No.	Tons.	No.	Tons.	No.	Tons.	No.	Tons.
1. Foreign Ocean-going Steamers .....	2	2,255	1	978	1	1,228	4	4,461
2. " River Steamers .....	54	90,796	55	97,247	60	106,051	169	294,094
3. " Steam-launches .....	39	2,577	61	4,092	56	3,864	156	10,533
4. " Sailing Vessels .....	...	...	...	...	...	...	...	...
5. Chinese-owned Vessels of Foreign type:—Ocean-going Steamers .....	1	836	...	...	...	...	1	836
River Steamers .....	22	32,241	20	29,300	24	35,028	66	96,569
Steam-launches .....	12	564	2	98	...	...	14	662
Sailing Vessels .....	2	400	1	185	2	551	5	1,136
6. Native Craft .....	11	736	10	798	10	821	31	2,355
Total .....	143	130,405	150	132,698	153	147,543	446	410,646
Same Quarter, 1903 .....	166	124,014	186	124,976	157	125,040	509	374,030

Of Sailing Vessels entered—	Of Steamers entered—	Of Sailing Vessels cleared—	Of Steamers cleared—
36 were from Ports in China.	407 were from Ports in China.	5 were for Ports in China.	408 were for Ports in China.
	4 " " Foreign Ports.	31 " " Native Office.	2 " " Foreign Ports.
36 Entered.	411 Entered.	36 Cleared.	410 Cleared.
		Remaining in Port.....Nil.	Remaining in Port..... 1

III. IMPORTS.—The principal articles of Import from Foreign Countries and Chinese Ports, during the quarter, as compared with the same period of previous years, have been as follows:—

DESCRIPTION OF GOODS.	1901.	1902.	1903.	1904.				
<b>OPIMUM.</b>								
Benares..... <i>Piculs</i>	24	42	15.60	13.20				
Malwa..... "	179	122	128.05	179				
Patna..... "	26.40	49.20	88.80	84.06				
Native..... "	6.42	9.78	12.06	9.29				
<b>COTTON GOODS.</b>								
Shirtings, Grey, Plain, American..... <i>Pieces</i>	} 20,703	} 20,351	} 1,560	} 1,880				
" " " Dutch..... "					"	"	"	"
" " " English..... "					"	"	"	"
Sheetings, Grey, Plain, American..... "					"	521	16,539	18,695
" " " Dutch..... "					"	"	2,170	3,790
" " " English..... "					14,600	9,360	16,874	15,001
" " " Indian..... "					"	"	"	60
" " " Japanese..... "					"	"	"	170
Shirtings, White, Plain, Dutch..... "					2,286	2,545	4,868	4,900
" " " English..... "					10,310	8,265	12,630	11,235
Drills, American..... "	210	165	160	60				
" " " Dutch..... "	315	2,005	615	150				
" " " English..... "	"	465	"	220				
" " " Indian..... "	"	"	"	40				
" " " Japanese..... "	"	40	240	300				
Jeans, American..... "	20	"	90	"				
" " " Dutch..... "	1,190	1,800	2,820	4,484				
" " " English..... "	500	510	350	880				
T-Cloths, English..... "	"	"	"	"				
Canbrics, Lawns, and Muslins, White, Dyed, and Printed..... "	400	150	2,268	2,966				
Chintzes and Plain Cotton Prints..... "	"	"	1,988	852				
Printed Drills, Furnitures, and Twills..... "	1,951	1,882	263	99				
" " " T-Cloths..... "	"	"	350	592				
Turkey Red Cottons and Dyed T-Cloths..... "	940	1,119	2,030	2,270				
Cotton Italians, Plain, Fast Black..... "	"	"	1,266	3,625				
" " Lastings, Plain..... "	3,106	4,904	1,653	1,773				
" " " Figured..... "	"	"	2,472	2,659				
" " Flannel, Plain, Dyed, and Printed..... "	"	"	690	1,152				
" " " Plain, Dyed, and Printed, Japanese..... "	1,706	1,590	230	104				
" " " Striped..... "	"	"	258	170				
" " " Japanese..... "	"	"	60	120				
Velvets and Velveteens..... <i>Yards</i>	96	266	"	"				
Handkerchiefs..... <i>Dozens</i>	460	635	14,700	12,223				
" " Japanese..... "	"	"	860	761				
Towels, Honeycomb and Huckaback..... "	"	"	200	500				
" " Honeycomb and Huckaback, Japanese..... "	1,559	2,510	"	2,580				
" " other kinds..... "	"	"	2,129	989				
Cotton Yarn, English..... <i>Piculs</i>	3	42	24	27				
" " " Indian..... "	567	822	933	951				
" " " Japanese..... "	61	35	105	205				

## III. IMPORTS—Continued.

DESCRIPTION OF GOODS.	1901.	1902.	1903.	1904.
<i>Chinese Cotton Goods.*</i>				
Sheetings.....	Pieces	...	20	80
Cotton Yarn.....	Piculs	100	24	207
WOOLLEN AND COTTON MIXTURES.				
Union Italian Cloth.....	Pieces	260	222	150
WOOLLEN GOODS.				
Caplets, English.....	Pieces	40	80	54
Cloth, Broad, Medium, and Habit.....	{ " Yards	36	72	...
Long Ells.....	Pieces	480	435	270
Spanish Stripes.....	{ " Yards	192	222	...
		...	3,809	4,164
METALS.				
Copper, Ingots and Slabs, Japanese.....	Piculs	633	7,630	7,350
Iron and Mild Steel, Bars.....	"	...	...	10,913
" " " Nails.....	"	164	214	368
" " " Pig.....	"	...	370	504
" " " Sheets.....	"	...	...	17
" " " Wire.....	"	53	51	65
" " " Old.....	"	...	...	31
Iron, Galvanized: Sheets.....	"	102	118	207
Lead, in Pigs.....	"	...	665	58
Steel, Bars.....	"	...	...	10
Tin, Slabs.....	"	...	136	113
Tinned Plates.....	"	4	15	237
FOREIGN SUNDRIES.				
Coal.....	Tons	1,102	2,797	3,648
Dyes, Aniline.....	Value, Hk. Pk.	2,511	3,207	2,382
Matches, Wood.....	Gross	700	...	7,200
Needles.....	Mill.	7,950	4,950	5,750
Oil, Kerosene, American.....	Gallons	5,400	2,000	9,000
" " Russian.....	"	9,000	...	...
" " Sumatra.....	"	1,000	11,000	6,070
Sandalwood.....	Piculs	180	118	190
Sugar, Brown.....	"	1,467	1,098	1,309
" Refined.....	"	8,974	11,493	10,185
" White.....	"	84	369	1,328
Umbrellas, Cotton.....	Pieces	2,940	3,720	10,166
NATIVE SUNDRIES.				
Alum, Green.....	Piculs	419	775	315
Cloth, Native (Nankeens).....	"	60	139	187

\* Steam Factory products.

## III. IMPORTS—Continued.

DESCRIPTION OF GOODS.	1901.	1902.	1903.	1904.
Clothing, Cotton, Old.....	<i>Piculs</i> 413	288	312	118
Coal.....	<i>Tons</i> 1,802	905	1,696	3,980
Dye-stuff.....	<i>Piculs</i> 1,783	4,304	4,328	1,559
Fans, Paper.....	<i>Pieces</i> 31,953	23,248	52,299	83,731
Fungus.....	<i>Piculs</i> 97	136	88	106
Gypsum.....	"	1,210	2,692	1,760
Hemp.....	" 33	265	423	253
Indigo, Liquid.....	"	175	139	...
Medicines.....	" 671	587	369	598
Musk.....	<i>Taels</i> 53	209	65	81
Nutgalls.....	<i>Piculs</i> 407	387	97	400
Oil, Bean.....	" 10	6	496	530
" Sesamum Seed.....	" 8	...	...	220
" Tea.....	" 278	336	339	422
" Wood.....	" 1,504	1,803	2,190	2,493
Paper.....	" 128	197	562	770
Rice, <i>Duty Free</i> .....	" 4,110	...	...	...
Sanshu.....	"	9	...	123
Seed, Lily Flower.....	" 71	112	124	198
Silk, Raw, White.....	" 2	7	1	...
" " Yellow.....	"	53	13	...
Sugar, Brown.....	" 542	486	606	887
" Candy.....	" 342	254	133	401
" White.....	" 343	484	780	1,347
Tallow, Vegetable.....	" 531	809	766	1,386
Tobacco, Leaf.....	" 953	312	389	383
" Prepared.....	" 782	640	643	426
" Stalk.....	" 17	...	...	...
Varnish.....	" 18	92	78	73
Wax, White.....	" 23	20	11	26
Wood, Poles and Joists.....	<i>Pieces</i> 838	3,772	3,578	3,878

IV. EXPORTS.—The principal articles of Export (including Re-exports) to Foreign Countries and Chinese Ports, during the quarter, as compared with the same period of previous years, have been as follows:—

DESCRIPTION OF GOODS.	1901.	1902.	1903.	1904.
Beans and Peas.....	<i>Piculs</i> 4,640	3,463	4,225	7,755
Bow Strings.....	" 29	...	...	9
Brassware.....	" 96	77	49	52
Buttons, Cap.....	<i>Pieces</i> 40,600	31,175	28,895	38,825
Cantharides.....	<i>Piculs</i> 3	...	...	...
Cotton, Raw.....	"	410	423	210
Fans, Paper.....	<i>Pieces</i> 200	4,678	...	4,023
Feathers.....	<i>Piculs</i> 204	311	384	910
Hemp.....	" 1,026	2,046	1,485	1,364
Hides of all kinds.....	" 521	561	21	52
Horns, Cow and Buffalo.....	" 13	90	61	...



## IV. EXPORTS—Continued.

DESCRIPTION OF GOODS.	1901.	1902.	1903.	1904.
Leather, Ass and Dog..... <i>Piculs</i>	15	19	...	11
"  Goat.....	61	...	16	...
"  Strips, Ass.....	34	9	7	1
Medicines.....	2,171	1,447	1,853	2,169
Paper, 1st Quality.....	17	5	13	40
Safflower.....	12	...	...	...
Seed, Apricot, Bitter.....	22	...	...	...
"  Melon.....	125	1,021	36	...
"  Sesamum.....	687	479	3,801	...
Silk, Raw, White.....	203	49	166	380
"  "  Yellow.....	352	16	34	11
"  Cocoons.....	2	10	356	...
"  Refuse.....	94	145	62	138
"  Cocoons, Refuse.....	218	139	417	188
"  Piece Goods.....	1,220	834	710	981
"  and Cotton Mixtures.....	14	15	13	42
"  Ribbons.....	38	27	5	19
Skin (Fur) Clothing, Goat..... <i>Piculs</i>	5,623	5,995	2,120	...
"  "  Sheep.....	12,788	1,108	120	...
"  Rugs.....	7,049	504	84	9
Skins (Furs), Goat.....	11,296	...	135	6
"  "  Lamb.....	20,880	8,060	...	...
Soap, Nanking-made..... <i>Piculs</i>	...	67	128	26
Tallow, Animal.....	164	150	47	...
Tea, Green.....	...	3	...	2
Turnips, Salted.....	2,640	2,763	3,606	2,408
Wheat.....	3,806	8,653	...	...

V. RE-EXPORTS.—The Re-exports to Chinese Ports of the principal Imports of Foreign and Native origin, during the quarter, as compared with the same period of previous years, have been as follows:—

DESCRIPTION OF GOODS.	1901.	1902.	1903.	1904.
<b>COTTON GOODS.</b>				
Cotton Yarn, Indian..... <i>Piculs</i>	...	...	9	...
<b>METALS.</b>				
Copper, Slabs, Japanese..... <i>Piculs</i>	...	119	...	547
Iron and Mild Steel, Sheets.....	...	...	17	...
<b>FOREIGN SUNDRIES.</b>				
Birds Nests, 1st Quality..... <i>Catties</i>	...	12	...	...
Coal..... <i>Tons</i>	...	...	...	100
Cuttle-fish..... <i>Piculs</i>	1	...	...	...

## V. RE-EXPORTS—Continued.

DESCRIPTION OF GOODS.	1901.	1902.	1903.	1904.
Lung-ngan Pulp..... <i>Piculs</i>	...	2	...	...
Matches, Wood..... <i>Gross</i>	...	...	200	...
NATIVE SUNDRIES.				
Books, Printed..... <i>Piculs</i>	...	15	...	...
Grasscloth, Fine..... "	...	...	...	14
Ironware..... "	4	3	6	...
Lichees, Dried..... "	2	2	...	...
Lung-ngans, Dried..... "	1	...	...	...
Medicines..... "	...	9	2	2
Oil, Wood..... "	...	...	29	...
Silk, Raw, Yellow..... "	...	11	3	...
Tobacco, Prepared..... "	36	40	10	4

VI. INTERNAL TRANSIT.—The following Table gives a list of the principal Foreign Goods conveyed to, and Native Goods brought from, the Interior under Transit Passes, during the quarter, as compared with the same period of previous years:—

DESCRIPTION OF GOODS.	1901.	1902.	1903.	1904.
FOREIGN GOODS CONVEYED TO THE INTERIOR.				
CHINESE COTTON GOODS.*				
Shirtings, Grey..... <i>Pieces</i>	...	...	...	80
Cotton Yarn..... <i>Piculs</i>	93	18	15	126
SUNDRIES.				
Paper, Shanghai..... <i>Piculs</i>	...	...	...	231
Soap, Nanking-made..... "	...	...	...	45
FREE TRANSIT PASSES ISSUED..... <i>No.</i>	16	3	3	24
NATIVE GOODS BROUGHT FROM THE INTERIOR.				
Oil, Bean..... <i>Piculs</i>	100	...	...	...
Samsu..... "	600	900	600	600
Seeds, Melon..... "	...	...	...	362
Soap, Native..... "	...	...	211	...
TRANSIT PASSES SURRENDERED..... <i>No.</i>	7	9	7	8

\* Steam Factory products.

VII. OPIUM.—The following Table shows the quantity of all descriptions of Opium in Bond on the first day of the quarter, the Arrivals and Departures during the quarter, and the quantity left in Bond at the close of the quarter:—

—	BENARES.		MALWA.		PATNA.		TOTAL CRUDE.	BOILED.
	Chests.	Piculs.	Chests.	Piculs.	Chests.	Piculs.	Piculs.	Piculs.
<b>A.—IN BOND on 1st July:—</b>								
1. Arrivals from Foreign Countries	...	...	...	...	...	...	...	...
2. " " Treaty Ports.....	...	...	...	...	...	...	...	...
TOTAL A.: In Bond.....	...	...	...	...	...	...	...	...
<b>B.—ARRIVALS during the quarter:—</b>								
1. From Hongkong.....	...	...	...	...	...	...	...	...
2. " Macao.....	...	...	...	...	...	...	...	...
3. " other Foreign Countries..	...	...	...	...	...	...	...	...
4. " Shanghai.....	11	13.20	179	179	70	84.06	276.26	...
5. " other Treaty Ports.....	...	...	...	...	...	...	...	...
TOTAL B.: Arrivals.....	11	13.20	179	179	70	84.06	276.26	...
<b>TOTAL: A. In Bond plus B. Arrivals</b>	11	13.20	179	179	70	84.06	276.26	...
<b>C.—DEPARTURES:—</b>								
1. Released, Duty and Likin paid:—								
(a.) From Ship direct under Landing Permit.....	11	13.20	179	179	70	84.06	276.26	...
(b.) From Bond.....	...	...	...	...	...	...	...	...
TOTAL: Duty and Likin paid Deduct Re-export of Duty and Likin paid Opium.....	11	13.20	179	179	70	84.06	276.26	...
NET TOTAL: 1.....	11	13.20	179	179	70	84.06	276.26	...
2. Re-exported, Duty and Likin unpaid:—								
(a.) To Foreign Ports:								
From Bond.....	...	...	...	...	...	...	...	...
Direct Transhipment...	...	...	...	...	...	...	...	...
(b.) To Treaty Ports:								
From Bond.....	...	...	...	...	...	...	...	...
Direct Transhipment...	...	...	...	...	...	...	...	...
TOTAL: Re-exported, Duty and Likin unpaid.....	...	...	...	...	...	...	...	...
Add Re-export of Duty and Likin paid Opium to Foreign Ports.....	...	...	...	...	...	...	...	...
Add Re-export of Duty and Likin paid Opium to Treaty Ports.....	...	...	...	...	...	...	...	...
TOTAL: Re-exports, 2.....	...	...	...	...	...	...	...	...
<b>TOTAL C.: Departures, 1 and 2.....</b>	11	13.20	179	179	70	84.06	276.26	...
<b>D.—IN BOND on 30th September:—</b>								
(a.) Arrivals from Foreign Countries.....	...	...	...	...	...	...	...	...
(b.) Arrivals from Treaty Ports	...	...	...	...	...	...	...	...
TOTAL D.: In Bond.....	...	...	...	...	...	...	...	...

VIII. SPECIAL TABLES.—The following Tables give separate statistics in connexion with the Passenger Traffic and the Import and Export of Treasure:—

## 1°. PASSENGER TRAFFIC.

PASSENGERS TO					PASSENGERS FROM			
SAILING VESSELS.		STEAMERS.			SAILING VESSELS.		STEAMERS.	
Foreigners.	Natives.	Foreigners.	Natives.		Foreigners.	Natives.	Foreigners.	Natives.
...	...	55	7,247	Shanghai .....	...	...	84	9,380
...	...	16	8,279	Hankow .....	...	...	76	6,356
...	...	...	16,877	Chinkiang .....	...	...	3	17,294
...	...	...	2,158	Kuachow .....	...	...	...	2,207
...	...	...	515	Liuhoo .....	...	...	...	536
...	...	71	35,076	TOTAL .....	...	...	163	35,773

## 2°. TREASURE.

COUNTRIES FROM WHICH IMPORTED AND TO WHICH EXPORTED.	IMPORTS.				EXPORTS.			
	SILVER.			COPPER CASH.	SILVER.			COPPER CASH.
	In Sycee.	In Dollars.	In Coin.		In Sycee.	In Dollars.	In Coin.	
	Hk. Pk.	Hk. Pk.	Hk. Pk.	Hk. Pk.	Hk. Pk.	Hk. Pk.	Hk. Pk.	
I. FOREIGN COUNTRIES .....	...	...	...	...	...	...	...	
TOTAL: I. FOREIGN COUNTRIES	...	...	...	...	...	...	...	
2. CHINA.								
Shanghai .....	40,800	...	...	...	334,319	344,896	32,265	
Hankow .....	167,800	...	...	...	60,000	64	...	
Kinkiang .....	18,000	...	...	...	...	27	...	
Wuhu .....	6,700	...	...	...	...	4	...	
Chinkiang .....	448,000	...	...	...	198,500	154,233	1,300	
Kuachow .....	...	...	...	...	3,000	...	...	
TOTAL: 2. CHINA .....	681,300	...	...	...	595,819	499,267	33,565	
TOTAL: I and 2. FOREIGN COUNTRIES AND CHINA .....	681,300	...	...	...	595,819	499,267	33,565	
GRAND TOTAL .....	681,300			...	1,128,651			...

IX. REVENUE.—The following Table shows the Dues and Duties (Foreign flags, Native flag,\* and Transit) collected during the quarter, as compared with the corresponding period of previous years:—

	1902.		1903.		1904.	
	Foreign.	Native.	Foreign.	Native.	Foreign.	Native.
	<i>Hk. Tls. m.c.c.</i>	<i>Hk. Tls. m.c.c.</i>	<i>Hk. Tls. m.c.c.</i>	<i>Hk. Tls. m.c.c.</i>	<i>Hk. Tls. m.c.c.</i>	<i>Hk. Tls. m.c.c.</i>
Import Duty .....	1,212.2.8.2	29.5.0.5	1,493.5.9.8	168.7.8.7	424.3.8.4	53.9.4.9
Export „ .....	8,778.1.1.8	7,753.4.2.7	8,651.1.5.3	8,519.0.3.0	9,088.9.9.9	10,121.2.7.4
Coast Trade Duty .....	1,157.0.0.8	1,825.9.5.8	1,037.9.7.4	2,564.1.5.5	1,235.2.7.9	3,316.1.0.1
Opium Duty.....	4,122.0.0.0	2,294.2.8.0	3,685.5.0.0	3,288.0.0.0	4,843.6.5.0	3,444.0.0.0
Tonnage Dues .....	1.6.0.0	1.9.0.0	7.5.0.0	72.6.0.0	6.3.0.0	62.5.0.0
<i>Hk. Tls.</i>	15,271.0.0.8	11,905.0.7.0	14,875.7.2.5	14,612.5.7.2	15,598.6.1.2	16,997.8.2.4
Foreign and Native.....	27,176.0.7.8		29,488.2.9.7		32,596.4.3.6	
Transit Dues { Inwards.....	...	67.5.0.0	...	60.8.4.1	...	63.1.0.0
{ Outwards.....	67.5.0.0		60.8.4.1		63.1.0.0	
Opium Likin { Foreign Flags	10,992.0.0.0	17,056.0.0.0	9,828.0.0.0	18,596.0.0.0	12,916.4.0.0	22,100.4.0.0
{ Native Flag...	6,064.0.0.0		8,768.0.0.0		9,184.0.0.0	
TOTAL COLLECTION	<i>Hk. Tls.</i> 44,299.5.7.8		<i>Hk. Tls.</i> 48,145.1.3.8		<i>Hk. Tls.</i> 54,759.9.3.6 †	
† No Drawbacks marked for cash payment during quarter, to be deducted from } total collection .....					<i>Hk. Tls.</i> Nil.	

\* Chinese registered Ships and Steamers; Chinese Lorchas and Pajicos holding Customs sailing letters; and Chinese Junks chartered by Foreigners.

I am, etc.,

C. H. OLIVER,

Commissioner of Customs.

To the

INSPECTOR GENERAL OF CUSTOMS.

(Received 20th October 1904.)

## CUSTOM HOUSE,

CHINKIANG, 15TH OCTOBER 1904.

SIR,

I.—In conformity with the instructions contained in your Circulars Nos. 21 of 1869, 14 of 1872, and 6 of 1875, I now transmit to the Statistical Department at Shanghai, for publication, the statistics of the trade of this port for the third quarter of the year 1904.

II. TONNAGE.—The number, tonnage, and movements of vessels, entered and cleared during the quarter, are set forth in the following Table:—

ENTERED.	JULY.		AUGUST.		SEPTEMBER.		TOTAL.	
	No.	Tons.	No.	Tons.	No.	Tons.	No.	Tons.
1. Foreign Ocean-going Steamers.....	41	49,586	45	50,520	43	47,821	129	147,927
2. " River Steamers.....	167	165,609	184	166,978	184	169,760	535	502,347
3. " Steam-launches.....	166	2,573	98	1,553	98	1,558	362	5,684
4. " Sailing Vessels.....	...	...	...	...	...	...	...	...
5. Chinese-owned Vessels of Foreign type:—Ocean-going Steamers.....	8	8,637	8	8,433	5	6,588	21	23,658
River Steamers.....	121	33,764	115	31,937	67	36,509	303	102,210
Steam-launches.....	139	2,459	100	1,880	124	1,890	363	6,229
Sailing Vessels.....	30	6,834	42	9,681	34	8,634	106	25,149
6. Native Craft.....	24	1,910	26	2,315	24	2,185	74	6,410
Total.....	696	271,372	618	273,297	579	274,945	1,893	819,614
Same Quarter, 1903.....	607	256,176	488	268,903	520	256,596	1,615	781,675
CLEARED.	JULY.		AUGUST.		SEPTEMBER.		TOTAL.	
	No.	Tons.	No.	Tons.	No.	Tons.	No.	Tons.
1. Foreign Ocean-going Steamers.....	41	49,586	45	50,520	43	47,821	129	147,927
2. " River Steamers.....	168	165,639	183	166,952	183	169,747	534	502,338
3. " Steam-launches.....	166	2,573	98	1,553	98	1,556	362	5,682
4. " Sailing Vessels.....	...	...	...	...	...	...	...	...
5. Chinese-owned Vessels of Foreign type:—Ocean-going Steamers.....	8	8,637	8	8,433	5	6,588	21	23,658
River Steamers.....	124	33,836	115	31,930	67	36,512	306	102,278
Steam-launches.....	139	2,459	102	1,903	126	1,926	367	6,288
Sailing Vessels.....	30	6,834	42	9,687	34	8,634	106	25,155
6. Native Craft.....	24	1,910	26	2,315	24	2,185	74	6,410
Total.....	700	271,474	619	273,293	580	274,969	1,899	819,736
Same Quarter, 1903.....	609	256,371	488	268,903	516	256,151	1,613	781,425
Of Sailing Vessels entered—	Of Steamers entered—		Of Sailing Vessels cleared—		Of Steamers cleared—			
180 were from Ports in China.	1,695 were from Ports in China.		106 were for Ports in China.		1,694 were for Ports in China.			
	18 " " Foreign Ports.		74 " " Native Office.		25 " " Foreign Ports.			
180 Entered.	1,713 Entered.		180 Cleared.		1,719 Cleared.			
			Remaining in Port.....Nil.		Remaining in Port.....Nil.			

III. IMPORTS.—The principal articles of Import from Foreign Countries and Chinese Ports, during the quarter, as compared with the same period of previous years, have been as follows:—

DESCRIPTION OF GOODS.	1901.	1902.	1903.	1904.		
<b>OPIUM.</b>						
Malwa..... <i>Piculs</i>	934.50	702	878.50	824		
Patna..... "	3.60	8.40	6	7.20		
Native, Szechwan..... "	5	1	1	0.52		
" Yunnan..... "	5.07	1.20	0.88	0.66		
<b>COTTON GOODS.</b>						
Shirts, Grey, Plain, American..... <i>Pieces</i>	} 151,135	} 135,552	6,180	3,360		
" " " English..... "			124,865	135,895		
" " " Indian..... "			...	110		
Sheetings, Grey, Plain, American..... "			6,000	8,080	11,820	8,090
" " " Dutch..... "			...	...	...	730
" " " English..... "			17,310	15,816	11,520	12,145
" " " Indian..... "			...	40	...	60
" " " Japanese..... "			...	150	...	20
Shirts, White, Dutch..... "			23,200	26,883	...	609
" " " English..... "			...	...	23,487	29,564
Drills, American..... "			41,560	44,430	40,415	36,539
" Dutch..... "			1,750	405	30	360
" English..... "			5,065	7,510	5,275	7,715
" Indian..... "	90	300	140	1,440		
" Japanese..... "	...	...	...	900		
Jeans, American..... "	5,300	4,870	3,175	1,440		
" Dutch..... "	420	40	60	130		
" English..... "	450	3,690	5,179	9,220		
T-Cloths, 32 inches, English..... "	} 11,642	} 15,870	15,910	18,148		
" " " Indian..... "			...	75		
" " " Japanese..... "			...	60		
" " 36 inches, English..... "			...	300		
" " " Indian..... "			...	25		
<b>Printed Cottons:—</b>						
Printed Chintzes, Plain Cotton Prints, and Printed Shirts..... <i>Pieces</i>	15,326	21,146	14,418	11,756		
" Drills, Furnitures, and Twills..... "	2,172	3,533	2,068	2,538		
" T-Cloths..... "	4,299	3,995	3,684	7,359		
<b>Dyed Cottons:—</b>						
Cotton Italians, Plain, Fast Black..... <i>Pieces</i>	} 18,728	} 24,596	12,954	22,633		
" " " Coloured..... "			10,227	12,052		
" Lastings, Plain..... "			7,181	10,992	3,845	3,993
" Italians, Figured..... "			7,056	4,101	4,364	5,724
" Lastings, "..... "			11,832	20,128	21,924	21,344
Dyed Turkey Red Cambrics..... "			5,388	9,651	11,446	12,689
" " Shirts..... "			4,445	975	5,923	5,962
Cotton Spanish Stripes..... "			1,769	1,716	1,380	1,631
Velvets and Velveteens, Plain, 18 inches <i>Yards</i>			} 1,256	} 1,196	7,320	10,840
" " " " 22 " "..... "					30,859	37,730
Handkerchiefs..... "	7,580	6,270			6,091	5,735
Cotton Yarn, English..... <i>Dozens</i>	321	198	171	117		
" " Indian..... <i>Piculs</i>	62,517	51,306	58,332	40,896		
" " Japanese..... "	1,461	569	3,214	7,744		

## III. IMPORTS—Continued.

DESCRIPTION OF GOODS.	1901.	1902.	1903.	1904.
<i>Chinese Cotton Goods.*</i>				
Shirtings, Grey.....	Pieces	...	...	200
Sheetings.....	Pieces	20	...	420
Cotton Yarn.....	Piculs	2,357	1,862	474
				5,686
WOOLLEN AND COTTON MIXTURES.				
Union Italian Cloth, Plain and Figured	Pieces	1,340	570	540
				566
WOOLLEN GOODS.				
Camlets, English.....	Pieces	620	210	160
Cloth, Broad, Medium, and Habit.....	{	132	190	...
	Yards	...	...	...
Lastings, Plain, Figured, and Crêped	Pieces	490	390	370
Long Ells.....	"	2,060	1,785	1,330
Spanish Stripes.....	{	1,068	1,234	...
	Yards	...	...	16,501
			18,039	
METALS.				
Iron and Mild Steel, New:—				
Bars.....	Piculs	503	607	1,152
Cobbles and Wire Shorts.....	"	...	...	1,995
Nail-rod.....	"	8,921	7,811	8,257
Plate Cuttings.....	"	4,669	7,214	5,227
Wire.....	"	1,768	2,355	1,559
Iron and Mild Steel, Old:—				
Bars.....	Piculs			1,995
Cart Tires.....	"			650
Hoops.....	"			579
Horseshoes.....	"	14,121	17,250	5,007
Plates.....	"			376
Scrap.....	"			2,330
Wire.....	"			771
Rope.....	"			...
Lead, in Pigs and Bars.....	"	1,781	3,166	5,394
Steel, Bamboo.....	"			947
Hoops.....	"	1,453	1,258	...
Wire.....	"			...
				20
FOREIGN SUNDRIES.				
Bags, Gunny.....	Pieces	719,400	862,920	1,076,620
Bicho de Mar, Black.....	Piculs	572	508	520
Braid, Llama.....	Boxes	37,100	57,900	...
	Piculs	...	...	106
		2,115	3,820	...
Cigarettes.....	{			3,378
	Value, Hk. Ft	...	...	5,334
	Mille	...	...	12,385
Coal.....	Tons	2,067	5,478	10,686
Dyes, Aniline.....	Value, Hk. Ft	38,361	41,336	26,121
Glass, Window.....	Boxes	718	1,078	682
Matches.....	Gross	266,875	395,076	375,600
Mats, Tea.....	Pieces	9,250	1,200	1,750
Needles.....	Mille	67,100	54,550	30,250
				700,750
				3,250
				53,670

\* Steam Factory products.



## III. IMPORTS—Continued.

DESCRIPTION OF GOODS.	1901.	1902.	1903.	1904.
Oil, Kerosene, American..... Gallons	982,400	337,000	1,058,560	1,865,200
"    "    Russian..... "	166,000	63,500	38,000	75,000
"    "    Sumatra..... "	6,000	139,850	105,000	60,750
"    "    "    in bulk..... "	...	...	712,840	734,740
Pepper, Black..... Piculs	1,140	1,174	1,345	1,341
Sandalwood..... "	7,888	23,122	6,284	12,895
Sapanwood..... "	3,793	2,489	6,751	2,823
Seaweed and Agar-agar..... "	14,129	10,542	7,790	5,096
Soap..... Value, Hk. Th	12,783	10,186	6,789	7,643
Soda..... Piculs	3,059	590	3,796	3,757
Sugar, Brown..... "	60,223	151,067	125,530	110,042
"    Candy..... "	4,175	6,522	4,020	7,263
"    Refined..... "	41,075	39,806	32,700	37,698
"    White..... "	6,555	21,346	42,020	40,589
Telegraph Materials..... Value, Hk. Th	2,015	2,080	1,974	1,434
NATIVE SUNDRIES.				
Bags, Gunny, Old..... Piculs	204,371	247,100	265,945	89,800
Beans..... Piculs	827	455	340	1,080
Cloth, Native (Nankeens)..... "	610	513	492	633
Gypsum..... "	19,040	5,790	7,650	9,000
Hemp..... "	10,580	6,181	7,585	3,395
Oil, Wood..... "	29,516	40,325	44,723	35,315
Paper..... "	1,245	2,401	2,986	3,250
Silk, Piece Goods..... "	38	41	38	63
Sugar, Brown..... "	9,343	5,219	3,130	6,261
"    Candy..... "	1,178	1,257	372	731
"    White..... "	17,086	26,026	21,137	17,638
Tallow, Vegetable..... "	7,061	11,665	10,494	8,686
Tobacco, Leaf..... "	5,029	2,750	2,715	1,748
"    Prepared..... "	1,838	1,485	3,266	3,952
Wood, Coffin..... Pieces	35,631	88,449	104,245	31,349
"    Poles..... "	50,646	104,036	130,989	44,724

IV. EXPORTS.—The principal articles of Export to Foreign Countries and Chinese Ports, during the quarter, as compared with the same period of previous years, have been as follows:—

DESCRIPTION OF GOODS.	1901.	1902.	1903.	1904.
Beancake..... Piculs	5,491	3,582	14,968	40,125
Beans and Peas..... "	38,737	65,088	62,175	14,836
Cattle..... Head	...	...	631	1,985

## IV. EXPORTS—Continued.

DESCRIPTION OF GOODS.	1901.	1902.	1903.	1904.
Dates, Red..... <i>Piculs</i>	1,764	3,310	1,293	2,546
Eggs, Fresh..... <i>Mille</i>	62	448	312	286
Ground-nuts..... <i>Piculs</i>	2,102	11,538	33,765	29,753
Hams.....	461	760	648	780
Hides, Cow and Buffalo.....	293	31	92	14
Lily Flowers, Dried.....	20,744	18,645	28,560	30,246
Medicines..... <i>Value, Hk. Th</i>	21,143	26,410	30,022	19,588
Oil, Ground-nut..... <i>Piculs</i>	8,727	12,105	14,335	6,186
" Sesamum.....	1,568	900	1,995	9,025
Opium, Native, Hsu-chou.....	...	...	5.50	38.74
Rice, <i>Tribute</i> .....	...	...	...	99,991
Seed, Melon.....	8,690	10,600	5,584	5,824
" Sesamum.....	694	6,766	4,182	33,089
Silk, Raw, White.....	65	119	74	160
" Refuse.....	121	389	48	90
" Cocoons, Refuse.....	452	624	660	788
" Piece Goods.....	425	408	308	405
Vermicelli.....	162	155	...	440

V. RE-EXPORTS.—The Re-exports to Chinese Ports of the principal Imports of Foreign and Native origin, during the quarter, as compared with the same period of previous years, have been as follows:—

DESCRIPTION OF GOODS.	1901.	1902.	1903.	1904.
<b>COTTON GOODS.</b>				
Shirtings, Grey, Plain, American..... <i>Pieces</i>	} 890	250	{ 120	200
" " " English.....				1,172
Sheetings, " " " ".....				280
Cotton Italians.....				40
<b>FOREIGN SUNDRIES.</b>				
Coal..... <i>Tons</i>	50	...	585	350
Fans, Palm-leaf, Coarse..... <i>Pieces</i>	...	...	...	27,000
Matches..... <i>Gross</i>	...	50	...	3,500
Sandalwood..... <i>Piculs</i>	9	112	157	57
Sugar, White.....	...	34	107	53
<b>NATIVE SUNDRIES.</b>				
Bags, Gunny, Old..... <i>Pieces</i>	1,000	...	...	12,100
Beans and Peas..... <i>Piculs</i>	340	...	...	717
Seeds, Melon.....	...	...	...	198
Sugar, White.....	1,845	669	158	297
Tobacco, Leaf.....	303	206	372	76
" Prepared.....	5	290	31	245

VI. INTERNAL TRANSIT.—The following Table gives a list of the principal Foreign Goods conveyed to, and Native Goods brought from, the Interior under Transit Passes, during the quarter, as compared with the same period of previous years :—

DESCRIPTION OF GOODS.	1901.	1902.	1903.	1904.
<b>FOREIGN GOODS CONVEYED TO THE INTERIOR.</b>				
<b>COTTON GOODS.</b>				
Shirtings, Grey, Plain, American..... Pieces	136,670	122,148	727	3,134
Shirtings, " " English..... " }			117,703	133,309
Sheetings, Grey, Plain, American..... " }	1,365	1,320	2,330	5,336
Sheetings, " " English..... " }	812	985	200	5,566
Shirtings, White, " " "..... " }	10,044	11,178	7,297	12,500
Drills, American..... " }	19,249	20,832	22,411	19,759
" " English..... " }	7,289	6,636	8,296	7,868
Jeans, American..... " }	5,599	4,071	5,093	4,642
" " English..... " }	3,106	4,828	5,879	5,824
T-Cloths, English..... " }	12,063	17,729	12,990	14,016
Printed Cottons :—				
Printed Chintzes, Plain Cotton Prints, and Printed Shirtings..... Pieces	10,329	12,393	7,331	8,370
" " T-Cloths..... " }	8,999	9,213	13,774	13,809
Dyed Cottons :—				
Cotton Italians, Plain, Fast Black..... Pieces	1,089	2,305	710	870
" " Coloured..... " }			4,675	5,310
" " Figured..... " }	29,216	30,175	3,266	3,806
" " Lastings, Plain..... " }			3,579	2,807
" " Figured..... " }	3,620	4,590	27,336	29,146
Dyed Turkey Red Cambrics..... " }			4,878	5,681
" " Shirtings..... " }	3,702	2,525	2,512	2,048
Cotton Spanish Stripes..... " }	1,871	1,653	1,502	1,779
Velvets and Velveteens..... { Yards	854	635	...	...
Handkerchiefs..... { Dozens	1,950	3,163	19,530	33,120
Cotton Yarn, English..... { Piculs	...	...	270	358
" " Indian..... " }	63,010	37,821	61,837	47,469
" " Japanese..... " }	319	178	186	770
<b>WOOLLEN GOODS.</b>				
Camlets, English..... Pieces	512	80	46	35
Cloth, Broad, Medium, and Habit..... { Yards	31	21	...	...
Lastings, Plain, Figured, and Créped... Pieces	100	...	1,039	605
Long Ells..... " }	933	869	283	270
Spanish Stripes..... { Yards	3 <sup>2</sup>	99	734	874
...	...	...	...	1,228
<b>METALS.</b>				
<b>Iron and Mild Steel, New :—</b>				
Bars..... Piculs	5,743	6,061	1,236	791
Nail-rod..... " }			5,794	5,310
Wire..... " }			888	597
<b>Iron and Mild Steel, Old :—</b>				
Bars..... Piculs	15,027	15,774	1,120	1,082
Hoops..... " }			1,044	614
Scrap..... " }			15,102	11,520
Wire..... " }			1,489	1,455

## VI. INTERNAL TRANSIT—Continued.

DESCRIPTION OF GOODS.	1901.	1902.	1903.	1904.
Lead, in Pigs and Bars..... <i>Piculs</i>	1,474	2,370	4,466	2,211
Steel, Bamboo..... "	1,222	824	969	726
SUNDRIES.				
Bicho de Mar, Black..... <i>Piculs</i>	290	135	268	241
Braid, Llams..... <i>Boxes</i>	10,992	13,711	...	...
Coal..... <i>Piculs</i>	...	...	54	31
Dyes, Aniline..... <i>Tons</i>	697	1,214	1,857	3,404
Glass, Window..... <i>Value, Hk. Th</i>	25,838	24,577	18,778	20,459
Matches..... <i>Boxes</i>	690	413	533	483
Needles..... <i>Gross</i>	250,854	276,046	365,625	665,307
Oil, Kerosene, American..... <i>Mille</i>	40,415	27,287	16,311	27,010
"    "    Russian..... <i>Gallons</i>	1,067,520	474,360	1,128,530	1,507,460
"    "    Sumatra..... "	187,200	109,870	118,710	41,240
"    "    "    imported in bulk..... "	2,400	14,640	...	14,800
Pepper, Black..... <i>Piculs</i>	...	...	354,640	803,890
Sandalwood..... "	838	750	913	932
Sapanwood..... "	2,965	7,600	3,898	8,930
Seaweed and Agar-agar..... "	4,401	2,656	4,883	3,702
Soap..... <i>Value, Hk. Th</i>	11,398	5,910	5,758	5,056
Sugar, Brown..... <i>Piculs</i>	2,155	1,091	4,291	3,466
"    Candy..... "	47,286	89,866	82,273	89,706
"    Refined..... "	2,379	3,607	3,993	4,814
"    White..... "	31,128	39,185	34,003	32,212
"    "    "..... "	3,513	5,857	20,437	33,062
TRANSIT PASSES ISSUED..... <i>No.</i>	1,696	1,850	1,936	2,252
—				
NATIVE GOODS BROUGHT FROM THE INTERIOR.				
Dates, Red..... <i>Piculs</i>	939	2,595	...	...
Ground-nuts..... "	407	1,570	1,100	90
Lily Flowers, Dried..... "	25,855	30,397	43,125	49,262
Medicines..... <i>Value, Hk. Th</i>	18,929	19,027	22,031	16,504
Oil, Ground-nut..... <i>Piculs</i>	13,610	11,458	9,386	24,583
"    Sesamum Seed..... "	1,290	500	2,750	26,402
Samsu..... "	1,500	663	1,320	983
Seed, Melon..... "	15,130	13,408	3,545	850
"    Senna..... "	1,371	200	760	704
"    Sesamum..... "	...	...	...	25,970
Soap..... "	5,465	2,728	1,970	1,705
Walnuts..... "	435	...	380	...
Wool, Sheep's..... "	135	183	...	...
TRANSIT PASSES SURRENDERED.... <i>No.</i>	387	415	359	545



VIII SPECIAL TABLE.—The following Table gives separate statistics in connexion with the Import and Export of Treasure:—

COUNTRIES FROM WHICH IMPORTED AND TO WHICH EXPORTED.	IMPORTS.					EXPORTS.		
	SILVER.			COPPER COINS.	COPPER CASH.	SILVER.		COPPER COINS.
	In Sycee.	In Dollars.	In Coin.			In Sycee.	In Dollars.	
	<i>Hk. Tk.</i>	<i>Hk. Tk.</i>	<i>Hk. Tk.</i>	<i>Hk. Tk.</i>	<i>Hk. Tk.</i>	<i>Hk. Tk.</i>	<i>Hk. Tk.</i>	<i>Hk. Tk.</i>
1. FOREIGN COUNTRIES.....	...	...	...	...	...	...	...	...
TOTAL: 1. FOREIGN COUNTRIES	...	...	...	...	...	...	...	...
2. CHINA.								
Hankow.....	2,760	...	...	87,900	...	69,900	...	...
Kiukiang.....	...	...	...	...	...	6,400	...	...
Wuhu.....	147,750	...	...	...	...	1,400	...	...
Nanking.....	195,500	173,044	3,520	...	...	31,350	...	...
Shanghai.....	...	...	...	...	...	205,249	41,700	...
Foochow.....	...	...	...	3,250	...	...	...	...
Amoy.....	...	...	...	...	544	...	...	...
TOTAL: 2. CHINA.....	346,010	173,044	3,520	91,150	544	314,299	41,700	...
TOTAL: 1 and 2. FOREIGN COUNTRIES AND CHINA.....	346,010	173,044	3,520	91,150	544	314,299	41,700	...
GRAND TOTAL.....	522,574			91,694		355,999		...

IX. REVENUE.—The following Table shows the Dues and Duties (Foreign flags, Native flag,\* and Transit) collected during the quarter, as compared with the corresponding period of previous years :—

	1902.		1903.		1904.	
	Foreign.	Native.	Foreign.	Native.	Foreign.	Native.
	<i>Hk. Tiam.c.c.</i>	<i>Hk. Tiam.c.c.</i>	<i>Hk. Tiam.c.c.</i>	<i>Hk. Tiam.c.c.</i>	<i>Hk. Tiam.c.c.</i>	<i>Hk. Tiam.c.c.</i>
Import Duty.....	50,793.7.9.2	490.3.1.2	48,465.9.9.0	340.2.8.0	44,209.3.4.5	672.0.7.5
Export „ .....	26,273.0.0.4	5,606.1.4.1	27,067.7.1.6	6,516.0.2.2	31,905.5.5.7	7,253.2.6.2
Coast Trade Duty.....	13,418.7.6.7	7,899.8.5.2	10,853.4.8.5	11,374.2.4.9	9,397.6.3.0	9,478.1.5.3
Opium Duty.....	13,254.0.0.0	8,028.0.0.0	17,025.9.0.0	9,618.0.0.0	18,260.1.6.6	7,442.8.8.6
Tonnage Dues.....	1,019.0.1.7	843.2.0.0	2,780.4.5.1	664.1.0.0	1,199.2.6.0	802.6.5.1
<i>Hk. Tsh</i>	104,758.5.8.0	22,867.5.0.5	106,193.5.4.2	28,512.6.5.1	104,971.9.5.8	25,649.0.2.7
Foreign and Native.....	127,626.0.8.5		134,706.1.9.3		130,620.9.8.5	
Transit Dues {	Inwards.....	62,953.7.6.1	75,293.1.4.9	84,999.3.0.1	75,947.5.1.9	93,025.2.2.7
{	Outwards.....	7,878.9.4.6				
Opium {	Foreign Flags	35,344.0.0.0	45,112.0.0.0	70,760.0.0.0	46,784.0.0.0	66,496.0.0.0
Likin {	Native, Flag...	21,408.0.0.0				
TOTAL COLLECTION	<i>Hk. Tsh</i>	255,210.7.9.2	<i>Hk. Tsh</i>	290,465.4.9.4	<i>Hk. Tsh</i>	290,142.2.1.2 †
† No Drawbacks marked for cash payment during quarter, to be deducted from } total collection.....					<i>Hk. Tsh</i>	<i>Nil.</i>

\* Chinese registered Ships and Steamers; Chinese Lorchas and Pajloos holding Customs sailing letters; and Chinese Junks chartered by Foreigners.

I am, etc.,

LS. ROCHER,

Commissioner of Customs.

To the

INSPECTOR GENERAL OF CUSTOMS.

(Received 22nd October 1904.)

CUSTOM HOUSE,  
SHANGHAI, 18TH OCTOBER 1904.

SIR,

I.—In conformity with the instructions contained in your Circulars Nos. 21 of 1869, 14 of 1872, and 6 of 1875, I now transmit to the Statistical Department, for publication, the statistics of the trade of this port for the third quarter of the year 1904.

II. TONNAGE.—a. The number, tonnage, and movements of vessels, entered and cleared during the quarter, are set forth in the following Table:—

ENTERED.	JULY.		AUGUST.		SEPTEMBER.		TOTAL.	
	No.	Tons.	No.	Tons.	No.	Tons.	No.	Tons.
1. Foreign Ocean-going Steamers.....	195	321,478	217	334,228	210	358,467	622	1,014,173
2. " River Steamers .....	61	75,888	64	82,630	62	80,952	187	238,570
3. " Sailing Vessels.....	20	6,622	20	5,616	19	6,316	59	18,554
4. Chinese-owned Vessels of Foreign type:—Ocean-going Steamers.....	57	64,337	67	72,821	55	60,667	179	197,825
River Steamers .....	10	14,619	11	16,126	12	16,940	33	47,685
Sailing Vessels.....	...	...	...	...	...	...	...	...
5. Native Craft .....	25	4,524	35	7,875	18	3,685	78	16,084
Total.....	368	487,468	414	519,296	376	526,127	1,158	1,532,891
Same Quarter, 1903.....	422	574,994	382	504,540	412	554,258	1,216	1,633,792
CLEARED.	JULY.		AUGUST.		SEPTEMBER.		TOTAL.	
	No.	Tons.	No.	Tons.	No.	Tons.	No.	Tons.
1. Foreign Ocean-going Steamers.....	198	330,035	216	332,480	201	341,823	615	1,004,338
2. " River Steamers .....	62	77,864	62	80,200	63	80,982	187	239,046
3. " Sailing Vessels.....	17	6,143	25	9,489	21	7,916	63	23,548
4. Chinese-owned Vessels of Foreign type:—Ocean-going Steamers.....	60	67,885	61	68,615	58	64,769	179	201,269
River Steamers .....	10	14,636	10	14,659	11	16,126	31	45,421
Sailing Vessels.....	...	...	...	...	...	...	...	...
5. Native Craft .....	18	3,519	23	4,334	31	6,757	72	14,610
Total.....	365	500,082	397	509,777	385	518,373	1,147	1,528,232
Same Quarter, 1903.....	409	583,383	384	516,554	405	539,578	1,198	1,639,515
Of Sailing Vessels entered—	Of Steamers entered—		Of Sailing Vessels cleared—		Of Steamers cleared—			
117 were from Ports in China.	669 were from Ports in China.		123 were for Ports in China.		704 were for Ports in China.			
9 " " Foreign Ports.	332 " " Foreign Ports.		10 " " Foreign Ports.		305 " " Foreign Ports.			
9 " " on first entry.	7 " " on first entry.		1 was on surrender of Flag.		3* " " on change of Flag.			
1 was on change of Flag.	3 " " in distress.		1 " " change of Flag.					
1 re-entered.	2 " " on change of Flag.							
	8 re-entered.							
137 Entered.	1,021 Entered.		135 Cleared.		1,012 Cleared.			

\* One of these did not re-enter under new flag until 1st October.



## b. SHANGHAI-SOOCHOW TRAFFIC.

FLAG.	ENTERED.											
	JULY.			AUGUST.			SEPTEMBER.			TOTAL.		
	Steam-launches.	Passenger Boats.	Trading Junks.	Steam-launches.	Passenger Boats.	Trading Junks.	Steam-launches.	Passenger Boats.	Trading Junks.	Steam-launches.	Passenger Boats.	Trading Junks.
British.....	...	...	...	...	...	...	5	6	...	5	6	...
American.....	...	...	...	...	...	...	1	...	...	2	...	5
German.....	1	5	...	1	...	...	...	...	...	2	...	...
French.....	5	13	...	8	31	...	15	80	...	28	124	...
Japanese.....	30	60	12	33	71	8	32	72	19	95	203	39
Chinese.....	138	352	55	142	360	76	129	345	105	409	1,057	236
<b>TOTAL....</b>	<b>174</b>	<b>430</b>	<b>67</b>	<b>185</b>	<b>462</b>	<b>84</b>	<b>182</b>	<b>503</b>	<b>124</b>	<b>541</b>	<b>1,395</b>	<b>275</b>
	CLEARED.											
British.....	...	...	...	...	...	...	4	9	...	4	9	...
American.....	...	...	...	1	6	...	1	6	...	2	12	...
German.....	1	...	...	...	...	...	...	...	...	1	...	...
French.....	5	30	...	7	42	...	15	90	...	27	162	...
Japanese.....	30	156	14	28	146	20	30	163	17	88	465	51
Chinese.....	134	687	104	124	644	71	117	609	97	375	1,940	272
<b>TOTAL....</b>	<b>170</b>	<b>873</b>	<b>118</b>	<b>160</b>	<b>838</b>	<b>91</b>	<b>167</b>	<b>877</b>	<b>114</b>	<b>497</b>	<b>2,588</b>	<b>323</b>

## c. SHANGHAI-HANGCHOW TRAFFIC.

FLAG.	ENTERED.											
	JULY.			AUGUST.			SEPTEMBER.			TOTAL.		
	Steam-launches.	Passenger Boats.	Trading Junks.	Steam-launches.	Passenger Boats.	Trading Junks.	Steam-launches.	Passenger Boats.	Trading Junks.	Steam-launches.	Passenger Boats.	Trading Junks.
Japanese.....	17	18	42	24	20	59	19	22	19	60	60	120
Chinese.....	90	187	1,022	94	155	881	98	173	445	282	515	2,348
<b>TOTAL....</b>	<b>107</b>	<b>205</b>	<b>1,064</b>	<b>118</b>	<b>175</b>	<b>940</b>	<b>117</b>	<b>195</b>	<b>464</b>	<b>342</b>	<b>575</b>	<b>2,468</b>
	CLEARED.											
Japanese.....	20	85	35	24	104	40	20	88	32	64	277	107
Chinese.....	94	467	1,060	91	446	545	95	487	359	280	1,400	1,964
<b>TOTAL....</b>	<b>114</b>	<b>552</b>	<b>1,095</b>	<b>115</b>	<b>550</b>	<b>585</b>	<b>115</b>	<b>575</b>	<b>391</b>	<b>344</b>	<b>1,677</b>	<b>2,071</b>

## d. INLAND WATERS STEAM NAVIGATION.

FLAG.	ENTERED INWARDS.						CLEARED OUTWARDS.						TOTAL ENTERED AND CLEARED.	
	With Cargo.		In Ballast.		TOTAL.		With Cargo.		In Ballast.		TOTAL.			
	No.	Tons.	No.	Tons.	No.	Tons.	No.	Tons.	No.	Tons.	No.	Tons.	No.	Tons.
	British.....	...	...	47	1,622	47	1,622	...	...	47	1,622	47	1,622	94
German.....	...	...	45	310	45	310	...	...	45	310	45	310	90	620
Dutch.....	...	...	57	570	57	570	...	...	57	570	57	570	114	1,140
Chinese.....	...	...	483	4,557	483	4,557	74	906	409	3,651	483	4,557	966	9,114
TOTAL.....	...	...	632	7,059	632	7,059	74	906	558	6,153	632	7,059	1,264	14,118

III. IMPORTS.—The principal articles of Import from Foreign Countries and Chinese Ports, during the quarter, as compared with the same period of previous years, have been as follows:—

DESCRIPTION OF GOODS.	1901.	1902.	1903.	1904.
OPIUM.				
Benares.....	1,330.80	1,494	1,521.60	1,338.40
Malwa.....	4,500.50	3,438.65	4,462.50	4,371.50
Patna.....	1,658.40	2,162.40	2,494.80	1,980
Persian.....	1	111	40.03	17
Boiled.....	0.25	0.36	0.05	...
Native.....	2,626.19	1,642.89	1,559.26	2,406.60
COTTON GOODS.				
Shirtings, Grey, American.....	1,470,733	1,086,678	23,520	19,000
"    "    Dutch.....	...	...	1,080	...
"    "    English.....	...	...	754,169	712,252
"    "    Indian.....	...	...	100	...
"    "    Japanese.....	...	...	3,000	390
Sheetings, Grey, American.....	1,065,139	1,224,708	497,044	485,281
"    "    Dutch.....	...	...	1,500	...
"    "    English.....	171,505	130,268	75,684	115,299
"    "    Indian.....	...	16,840	...	14,260
"    "    Japanese.....	...	...	4,100	42,480
Shirtings, White, Plain.....	639,646	667,539	366,293	484,331
"    "    Figured, Brocaded, and Spotted.....	1,034	3,181	1,493	1,197
Drills, American.....	687,018	316,816	440,635	471,701
"    "    Dutch.....	8,055	7,820	3,332	2,110
"    "    English.....	30,016	43,771	4,937	16,777
"    "    Indian.....	...	...	525	13,080
"    "    Japanese.....	...	...	700	10,478

## III. IMPORTS—Continued.

DESCRIPTION OF GOODS.	1901.	1902.	1903.	1904.
Jeans, American..... Pieces	51,420	39,500	22,000	32,860
" Dutch.....	8,000	2,160	12,240	...
" English.....	7,620	109,710	8,893	81,707
T-Cloths, English.....			120,730	66,523
" Indian.....	238,795	208,531	1,300	2,850
" Japanese.....			2,700	15,810
Cambries, Lawns, and Muslins, White.....	94,554	17,278	15,670	11,285
Printed Drills, Furnitures, and Twills.....	140,496	251,619	98,777	28,858
Turkey Red Cottons and Dyed T-Cloths.....	51,366	64,272	21,808	15,072
Cotton Italians, Plain, Fast Black.....			201,761	98,135
" Lastings, Plain.....	455,688	315,975	92,933	375,469
" " Figured.....			121,690	70,832
Dyed Shirtings, Figured, Brocaded, and Spotted.....	38,191	30,765	242	...
" " and Sheetings, Plain.....	11,917	14,394	4,960	8,531
Velvets and Velvetens.....	10,978	11,279	...	...
Handkerchiefs.....			320,162	69,718
" Japanese.....	111,319	189,840	202,913	90,434
" " ".....	6,483	1,143	5,184	2,680
" " Hongkong.....	...	294	...	111
" " Indian.....	239,339	213,743	291,500	323,451
" " Japanese.....	69,873	37,083	159,577	138,851
<i>Chinese Cotton Goods.*</i>				
Shirtings, Grey, Hankow..... Pieces	1,040	103	2,180	14,610
Cotton Cloth, Native Sheetings.....	...	...	...	300
" Yarn, Hankow..... Piculs	...	28	...	...
" " Shanghai.....	...	...	27	...
" " Soochow.....	90	...	...	...
" " Hangchow.....	450	669	...	60
" " Ningpo.....	...	188	...	...
<b>WOOLLEN AND COTTON MIXTURES.</b>				
Union Italian Cloth..... Pieces	28,707	11,402	6,278	9,829
<b>WOOLLEN GOODS.</b>				
Camlets..... Pieces	11,153	4,799	6,640	8,229
Cloth, Broad, Medium, and Habit.....	3,538	20,393	...	...
" " ".....	...	...	107,936	74,620
" " ".....	6,606	4,728	10,817	6,535
" " ".....	19,880	6,190	9,921	25,310
" " ".....	12,963	2,820	...	...
" " ".....	...	...	59,313	101,714
<b>METALS.</b>				
Copper, Bars and Rods..... Piculs	65	23	...	...
Iron and Mild Steel, Bars.....	71,859	41,243	20,590	19,751
" " " Nail-rod.....	56,795	96,554	17,153	43,824
" " " Old.....	17,425	10,159	121,827	137,956
Lead, in Pigs and Bars.....	28	14	75	96
Quicksilver.....	13,022	15,308	13,514	8,804
Steel.....				

\* Steam Factory products.

† Re-import.

## III. IMPORTS—Continued.

DESCRIPTION OF GOODS.	1901.	1902.	1903.	1904.
Tin, Slabs..... <i>Piculs</i>	5,692	3,961	2,885	6,822
Tinned Plates..... "	18,978	3,145	8,372	7,560
FOREIGN SUNDRIES.				
Coal..... <i>Tons</i>	172,185	182,580	238,391	191,514
Dyes, Aniline..... <i>Value, Hk. Pk</i>	313,510	544,980	399,798	338,780
Ginseng, Japan, Clarified..... <i>Catties</i>	3,400	400	3,107	850
<i>Crude</i> ..... "	58,400	43,900	30,120	22,608
Glass, Window..... <i>Boxes</i>	10,086	28,685	20,846	16,915
Indigo, Liquid..... <i>Piculs</i>	19,824	6,025	11,341	8,983
Matches, Wood..... <i>Gross</i>	712,256	617,545	863,500	786,125
Needles..... <i>Millie</i>	517,900	541,676	376,038	520,750
Oil, Kerosene, American..... <i>Gallons</i>	4,150,740	14,066,760	4,764,230	6,293,674
<i>Indian</i> ..... "	...	...	...	611,220
<i>Russian</i> ..... "	6,377,260	...	6,286,940	3,982,630
" " in bulk..... "	255,087	...	...	1,489,051
" " Sumatra..... "	222,410	400,835	1,212,375	983,150
" " in bulk..... "	7,460,059	4,777,920	2,390,023	3,263,483
Pepper, Black..... <i>Piculs</i>	5,694	4,629	4,653	7,153
Rattans..... "	9,290	4,034	9,655	7,582
Sandalwood..... "	7,404	16,620	31,954	19,722
Sapanwood..... "	5,161	693	6,223	3,108
Seaweed..... "	137,730	123,425	170,872	34,405
Sugar, Brown..... "	106,380	187,759	106,627	115,651
<i>Refined</i> ..... "	184,567	149,848	181,474	194,865
<i>White</i> ..... "	20,422	49,191	55,190	65,617
Tea, Japan..... "	2	41	2	2
NATIVE SUNDRIES.				
Beancake..... <i>Piculs</i>	309,637	144,535	61,638	265,761
Coal..... <i>Tons</i>	28,059	58,238	26,535	25,543
Cotton, Raw..... <i>Piculs</i>	26,417	24,078	52,465	99,008
Hats, Straw and Rush..... <i>Pieces</i>	2,546,658	779,780	1,062,928	1,307,36
Hemp..... <i>Piculs</i>	57,075	67,942	42,698	45,448
Indigo, Liquid..... "	5,989	9,364	2,288	11,156
Nutgalls..... "	2,895	6,735	3,466	4,956
Oil, Wood..... "	56,713	81,469	54,766	66,110
Rice..... "	1,182	76,125	685,534	488,485
<i>Duty Free</i> ..... "	...	608	...	...
Silk, Raw, White..... "	1,783	409	1,496	1,638
" Yellow..... "	9,728	6,104	5,244	5,793
" Steam Filature..... "	417	500	479	537
" Thrown..... "	14	...	...	...
" Re-reeled..... "	374	163	146	285
" Dupion..... "	...	...	6	...
Straw Braid..... "	25,236	23,258	16,491	16,791
Sugar, Brown..... "	105,335	75,039	103,745	86,991
<i>White</i> ..... "	49,646	26,345	38,924	42,286
Tallow, Vegetable..... "	29,274	36,615	21,701	18,533
Tea, Black..... "	99,914	83,627	140,378	70,628
<i>Brick, Black</i> ..... "	69,275	23,734	30,506	1,827
" Green..... "	8,477	2,802	6,738	...
" Green..... "	138,864	154,970	197,081	138,248
Tobacco, Leaf..... "	25,111	17,549	9,127	14,634
<i>Prepared</i> ..... "	12,694	10,972	16,993	16,104
Wax, White..... "	2,043	1,564	1,062	1,794

IV. EXPORTS.—The principal articles of Export (including Re-exports) to Foreign Countries and Chinese Ports, during the quarter, as compared with the same period of previous years, have been as follows:—

DESCRIPTION OF GOODS.	1901.	1902.	1903.	1904.
<b>COTTON GOODS.*</b>				
Shirtings, Grey, Hankow..... Pieces	1,000	...	340	8,380
"    "    Shanghai..... " "	...	...	830	760
"    White, " "..... " "	...	400	...	...
"    Dyed, " "..... " "	...	200	...	...
Sheetings, Hankow..... " "	...	...	...	1,100
"    Shanghai..... " "	9,980	4,700	12,700	51,010
Drills, Shanghai..... " "	...	40	...	34,950
Cotton Yarn, Hankow..... Pieces	15	...	...	...
"    "    Shanghai..... " "	50,521	48,638	20,614	43,164
"    "    Soochow..... " "	...	579	...	...
"    "    Hangchow..... " "	933	392	15	30
"    "    Ningpo..... " "	...	75	...	53
<b>SUNDRIES.</b>				
Beancake..... Pieces	267,538	212,972	32,488	334,113
Beans and Peas..... " "	231,427	370,557	489,497	772,301
Bristles, Pigs..... " "	5,928	9,173	8,808	10,874
Chinaaware, Coarse..... " "	928	2,936	1,819	2,479
"    Fine..... " "	512	1,639	715	866
Cotton, Ginned..... " "	248	90	249	47
"    Raw..... " "	52,974	112,863	65,306	182,131
Cuttle-fish..... " "	4,776	4,803	1,851	1,724
Feathers..... " "	4,402	7,321	6,539	6,413
Gypsum..... " "	34,338	35,132	31,479	41,022
Hats, Straw and Rush..... Pieces	2,399,834	1,049,220	589,213	48,113
Hemp..... Pieces	38,184	51,890	24,320	34,584
Hides, Cow and Buffalo..... " "	38,499	37,994	32,642	48,937
Leather..... " "	166	63	161	781
Lily Flowers, Dried..... " "	11,564	9,379	18,593	19,836
Medicines..... " "	30,559	35,707	33,055	32,447
Musk..... Taels	3,203	3,659	1,849	3,242
Nankeens..... Pieces	17,814	19,688	15,042	56,013
Nutgalls..... " "	3,875	6,841	2,294	5,337
Oil, Wood..... " "	34,249	66,217	30,507	47,353
Paper, 1st Quality..... " "	7,701	12,846	8,310	8,215
"    2nd..... " "	38,677	61,641	43,263	52,455
Rhubarb..... " "	2,439	4,470	2,637	3,302
Rice..... " "	193,174	52,792	600,495	530,790
"    Duty Free..... " "	21,836	71,777	61,356	22,959
"    Tribute..... " "	461,209	751,414	782,613	147,304
Silk, Raw, Thrown, Yellow, and reeled				
"    from Dupions..... " "	14,054	5,983	9,139	9,128
"    "    Steam Filature..... " "	3,078	3,601	2,657	3,051
"    "    Re-reeled..... " "	4,908	2,363	2,178	2,325
"    "    Wild..... " "	3,517	1,876	1,736	8,821
"    Cocoons..... " "	1,508	2,861	6,081	766
"    Waste..... " "	12,846	9,461	12,044	6,270
"    Cocoons, Refuse..... " "	6,843	5,174	4,074	4,655
"    Noil Yarn..... " "	268	175	367	340
"    Yarn, Waste..... " "	8	12	78	...
"    Piece Goods, Coarse..... " "	409	593	815	542
"    "    Fine..... " "	4,447	3,432	2,870	3,705
Skin (Fur) Rugs, Goat..... Pieces	134,168	267,960	123,326	174,645
Skins (Furs), Goat..... " "	897,917	469,631	450,582	556,994
Straw Braid..... Pieces	27,327	25,327	16,886	18,816

\* Steam Factory products.

## IV. EXPORTS—Continued.

DESCRIPTION OF GOODS.	1901.	1902.	1903.	1904.
Sugar, Brown..... <i>Piculs</i>	58,281	42,583	55,234	42,316
"    White..... " "	54,319	28,959	26,751	36,435
Tea, Black..... " "	87,175	75,418	105,085	60,610
"    Brick, Black..... " "	70,893	12,202	33,883	4,282
"    "    Green..... " "	8,097	...	1	...
"    Green..... " "	89,774	142,042	152,259	101,157
Tobacco, Leaf..... " "	22,388	18,090	9,425	13,124
"    Prepared..... " "	11,468	12,063	12,430	14,151
Vermicelli..... " "	17,507	7,235	7,013	15,741
Wax, White..... " "	2,057	3,446	1,767	2,026
Wheat..... " "	461,862	161,803	451,744	137,798
Wool, Camels..... " "	4,706	2,164	1,064	2,657
"    Sheeps..... " "	28,984	16,934	20,916	20,441

V. RE-EXPORTS.—The Re-exports to Chinese Ports of the principal Imports of Foreign and Native origin, during the quarter, as compared with the same period of previous years, have been as follows :—

DESCRIPTION OF GOODS.	1901.	1902.	1903.	1904.
<b>OPIMUM.</b>				
Benares..... <i>Piculs</i>	138	140.40	109.20	111.60
Malwa..... " "	3,582.50	2,791	3,619.50	3,539.50
Patna..... " "	175.20	260.40	283.20	267.60
Persian..... " "	...	40	12	2
Native..... " "	1,323.26	1,014.80	529.94	954.09
<b>COTTON GOODS.</b>				
Shirtings, Grey, Plain, American..... <i>Pieces</i>	1,051,910	952,081	66,775	40,550
"    "    "    Dutch..... " "			1,320	2,190
"    "    "    English..... " "			752,416	889,113
"    "    "    Indian..... " "			1,970	180
"    "    "    Japanese..... " "			2,120	1,430
Sheetings, Grey, Plain, American..... " "	1,049,390	967,249	668,270	1,071,756
"    "    "    Dutch..... " "	...	...	...	3,010
"    "    "    English..... " "	111,585	103,141	99,936	139,309
"    "    "    Indian..... " "	1,460	4,490	5,080	3,580
"    "    "    Japanese..... " "	...	...	8,510	39,580
Shirtings, White, Plain..... " "	390,764	372,805	366,555	508,874
"    "    Figured, Brocaded, and Spotted..... " "	1,029	1,306	396	759
Drills, American..... " "	636,884	601,622	565,214	428,685
"    Dutch..... " "	6,790	4,605	1,310	3,100
"    English..... " "	28,049	49,357	19,607	42,392
"    Indian..... " "	...	...	100	15,755
"    Japanese..... " "	...	...	1,100	18,220
Jeans, American..... " "	50,650	55,590	40,770	37,190
"    Dutch..... " "	4,520	6,370	3,290	5,280
"    English..... " "	26,305	66,903	61,846	143,606
T-Cloths, Dutch..... " "	126,681	140,510	635	475
"    English..... " "			108,292	134,681
"    Indian..... " "			2,667	1,250
"    Japanese..... " "			5,260	6,410
"    Mexican..... " "			...	225

## V. RE-EXPORTS—Continued.

DESCRIPTION OF GOODS.	1901.	1902.	1903.	1904.
Cambrics, Lawns, and Muslins, White.....	<i>Pieces</i> 13,945	9,713	9,818	15,014
Chintzes and Plain Cotton Prints.....	" 102,943	147,012	75,916	76,425
Printed Drills, Furnitures, and Twills.....	" 62,683	57,917	17,245	24,797
Turkey Red Cottons and Dyed T-Cloths.....	" 323,099	361,222	107,956	155,953
Cotton Italians, Plain, Fast Black.....	"	"	87,756	197,671
" Lastings, Plain.....	"	"	102,152	170,418
" " Figured.....	"	"	176,990	255,243
Dyed Shirtings, Figured, Brocaded, and Spotted.....	" 12,935	20,165	102	1,130
" " Plain.....	" 1,749	4,116	2,543	7,010
Velvets and Velveteens.....	<i>Yards</i> 10,719	9,855	...	...
Handkerchiefs.....	<i>Dozens</i> 51,838	40,643	291,266	475,943
Cotton Yarn, English.....	<i>Piculs</i> 4,077	4,986	69,403	87,569
" " Hongkong.....	" 243,483	260	2,100	1,806
" " Indian.....	" 78,341	208,564	283,537	277,860
" " Japanese.....	"	47,716	127,007	136,734
<i>Chinese Cotton Goods.*</i>				
Shirtings, Grey, Hankow.....	<i>Pieces</i> 900	...	340	8,180
Cotton Yarn, Hankow.....	<i>Piculs</i> 15	...	...	...
" " Soochow.....	" 933	579	...	...
" " Hangchow.....	"	392	15	30
" " Ningpo.....	"	75	...	53
<b>WOOLLEN AND COTTON MIXTURES.</b>				
Union Italian Cloth.....	<i>Pieces</i> 14,115	7,174	6,453	7,594
<b>WOOLLEN GOODS.</b>				
Camlets.....	<i>Pieces</i> 10,530	7,900	8,440	8,643
Cloth, Broad, Medium, and Habit.....	<i>Yards</i> 3,013	2,194	...	...
Lastings.....	<i>Pieces</i> 10,137	7,717	83,047	99,112
Long Ells.....	" 23,355	17,957	9,005	8,306
Spanish Stripes.....	<i>Yards</i> 8,539	4,613	...	...
<b>METALS.</b>				
Iron and Mild Steel, Bars.....	<i>Piculs</i> 50,681	37,891	14,731	14,254
" " " Nail-rod.....	" 100,129	89,839	26,855	30,433
Lead, in Pigs and Bars.....	" 5,517	8,210	106,470	121,822
Quicksilver.....	" 6	7	14,373	10,464
Steel.....	" 8,613	11,736	52	39
Tin, Slabs.....	" 3,139	3,465	13,227	7,531
Tinned Plates.....	" 1,374	1,400	2,668	4,974
			5,146	847
<b>FOREIGN SUNDRIES.</b>				
Coal.....	<i>Tons</i> 85,484	78,206	101,751	97,722
Dyes, Aniline.....	<i>Value, Hk. Tk.</i> 308,048	335,423	275,769	389,015
Ginseng, Japan, Clarified.....	<i>Catties</i> 100	1,000	1,600	210
" " Crude.....	" 7,800	8,900	6,300	8,231
" " Korean, Clarified.....	" 900	1,200	700	642
Glass, Window.....	<i>Boxes</i> 8,583	21,219	16,851	14,512
Indigo, Liquid.....	<i>Piculs</i> 2,679	675	1,870	1,180
Matches, Wood.....	<i>Gross</i> 620,744	640,395	737,668	752,671
Needles.....	<i>Millie</i> 551,671	553,528	668,960	561,101
Oil, Kerosene, American.....	<i>Gallons</i> 7,391,655	7,174,253	7,552,264	9,627,290
" " Indian.....	"	...	...	69,350
" " Russian.....	" 5,340,700	4,032,880	3,542,500	5,678,910

\* Steam Factory products.

## V. RE-EXPORTS—Continued.

DESCRIPTION OF GOODS.	1901.	1902.	1903.	1904.
Oil, Kerosene, Russian, in bulk..... Gallons	592,050	107,600	9,000	613,200
" " Sumatra..... "	312,290	98,390	537,990	466,970
" " " in bulk..... "	1,729,420	1,716,600	737,020	1,136,780
Pepper, Black..... Piculs	5,671	3,558	4,512	5,330
Rattans..... "	2,548	2,494	4,059	3,921
Sandalwood..... "	7,410	12,422	9,774	11,429
Sapanwood..... "	3,357	1,415	3,585	2,630
Seaweed..... "	128,570	121,632	115,156	114,423
Sugar, Brown..... "	61,489	79,957	70,335	84,821
" Refined..... "	138,594	157,696	141,738	211,195
" White..... "	12,231	42,995	34,957	82,293
Tea, Japan..... "	...	25	...	...
<b>NATIVE SUNDRIES.</b>				
Beancake..... Piculs	232,331	131,293	32,488	272,770
Coal..... Tons	15	930	290	4,658
Cotton, Raw..... Piculs	3,911	589	5,694	2,007
Hats, Straw and Rush..... Pieces	...	6,000	...	...
Hemp..... Piculs	8,505	9,583	6,047	11,298
Indigo, Liquid..... "	1,808	3,194	1,552	4,839
Nutgalls..... "	302	931	327	879
Oil, Wood..... "	25,022	18,665	23,589	27,679
Rice..... "	1,763	50,564	597,348	530,790
" Duty Free..... "	...	...	2,580	...
Silk, Raw, White..... "	12	24	22	7
" " Yellow..... "	269	429	294	246
Straw Braid..... "	15	21	43	14
Sugar, Brown..... "	57,955	42,582	55,234	42,288
" White..... "	54,317	28,959	26,751	36,435
Tallow, Vegetable..... "	1,644	1,213	2,457	2,833
Tea, Black..... "	2,569	12,022	48,923	1,628
" Brick, Black..... "	1	3,033	9,765	4,255
" Green..... "	2,093	816	1,000	2,261
Tobacco, Leaf..... "	21,770	14,725	7,322	10,341
" Prepared..... "	11,458	12,053	12,308	14,137
Wax, White..... "	1,149	1,989	806	995

VI. INTERNAL TRANSIT.—The following Table gives a list of the principal Foreign Goods conveyed to, and Native Goods brought from, the Interior under Transit Passes, during the quarter, as compared with the same period of previous years:—

DESCRIPTION OF GOODS.	1901.	1902.	1903.	1904.
<b>FOREIGN GOODS CONVEYED TO THE INTERIOR.</b>				
<b>COTTON GOODS.</b>				
Shirtings, Grey, American..... Pieces	...	...	60	...
" " English..... "	14,885	480	855	574
Sheetings, American..... "	720	...	400	40
" " English..... "	1,010	230	80	90
" " Indian..... "	40	...	...	...
" " Japanese..... "	...	40	60	...



## VI. INTERNAL TRANSIT—Continued.

DESCRIPTION OF GOODS.	1901.	1902.	1903.	1904.
Shirts, White, Plain..... Pieces	3,497	900	1,150	200
White Irishes..... "	50	...	...	...
Shirts, White, Brocaded and Spotted "	100	...	200	...
Drills, American..... "	2,955	225	580	420
Dutch..... "	30	...	...	...
English..... "	360	150	150	224
Indian..... "	15	30	30	60
Jeans, American..... "	280	20	20	...
Dutch..... "	220	...	...	...
English..... "	750	550	480	680
T-Cloths, English..... "	1,847	775	1,640	1,080
Indian..... "	...	...	...	50
Chintzes and Furnitures..... "	1,768	110	168	240
Printed Twills..... "	87	42	...	...
Cotton Cretonnes..... "	30	...	...	...
Italians, Plain and Figured..... "	2,049	470	941	853
Lastings, " "..... "	1,252	348	550	362
Dyed Drills..... "	...	50	...	...
Shirts, Brocaded and Spotted..... "	160	240	...	...
" Plain..... "	120	125	...	25
" Hongkong..... "	...	...	400	610
T-Cloths..... "	...	...	50	10
Turkey Red Shirts and Cambrics..... "	150	30	50	120
Cotton Spanish Stripes..... "	24	36	31	30
Flannel..... "	2,538	790	730	677
" Japanese..... "	60	60	30	90
" Striped..... "	...	...	...	120
" Japanese..... "	...	...	...	30
Reps and Ribs, Figured..... "	...	...	...	195
Ticks..... "	40	...	...	...
Oxford Shirts..... "	100	60	...	...
Japanese Cotton Cloth..... "	200	...	...	...
Velvets..... {	268	30	...	...
Handkerchiefs..... } Yards	...	...	2,100	2,590
Cotton Yarn, English..... Dozens	800	400	...	600
" Indian..... Pieces	3	33	45	12
" Japanese..... "	390	...	141	33
" Chinese Cotton Goods.*	254	...	229	57
Cotton Yarn, Shanghai..... Piculs	78	225	...	...
WOOLLEN AND COTTON MIXTURES.				
Union Cloth..... {	...	18	...	...
Yards..... "	...	...	766	...
WOOLLEN GOODS.				
Camlets, English..... Pieces	40	10	60	10
Cloth, Medium..... {	30	30	...	...
Yards..... "	...	...	181	723
Long Ells..... Pieces	40	...	20	40
Spanish Stripes..... {	84	42	...	...
Yards..... "	...	...	742	444
METALS.				
Iron, Bars..... Piculs	424	150	750	402
Cobbles and Wire Shorts..... "	...	...	...	1,241
Hoops..... "	18	70	64	69
Nail-rod..... "	300	367	767	1,653
Nails..... "	9	19	38	282

\* Steam Factory products.

## VI. INTERNAL TRANSIT—Continued.

DESCRIPTION OF GOODS.	1901.	1902.	1903.	1904.
Iron, Pig..... <i>Piculs</i>	...	...	...	20
" Sheets and Plates..... "	...	12	11	12
" Wire..... "	43	60	253	197
" Old..... "	2,369	6,243	9,179	7,962
" Galvanized: Sheets..... "	21	...	13	76
" " Wire..... "	...	...	...	28
" and Mild Steel, Plate Cuttings..... "	5	52	50	2,750
Lead, in Pigs and Bars..... "	91	134	104	152
Steel..... "	137	158	394	857
Tinned Plates..... "	...	...	...	19
SUNDRIES.				
Bicho de Mar, White..... <i>Piculs</i>	12	5	...	39
Coal..... <i>Tons</i>	617	508	1,140	2,224
Coke..... "	31	15	14	34
Dyes..... <i>Value, Hk. Pk.</i>	613	488	600	522
Flints..... <i>Piculs</i>	751	428	330	190
Glass, Window..... <i>Boxes</i>	30	40	71	107
Matches, Wood, Japan..... <i>Gross</i>	15,700	7,450	52,000	28,450
Oil, Kerosene, American..... <i>Gallons</i>	35,300	21,750	16,400	103,200
" " Indian..... "	...	...	...	3,000
" " Russian..... "	2,500	...	4,700	2,400
" " imported in bulk..... "	299,650	...	...	61,600
" " Sumatra..... "	...	...	57,000	...
" " imported in bulk..... "	390,150	538,050	961,400	1,877,200
Pepper, Black..... <i>Piculs</i>	15	12	6	5
Battaus..... "	...	10	...	1
Sandalwood..... "	174	86	66	512
Sapanwood..... "	14	...	68	30
Seaweed..... "	439	281	159	...
Soup..... "	14	21	22	107
Sugar, Brown..... "	2,909	1,112	594	578
" White*..... "	1,630	620	486	3,257
Timber, Planks, Soft-wood..... <i>Sq. feet</i>	89,435	60,407	25,529	94,161
Wood, Rose and Red..... <i>Piculs</i>	172	...	80	...
TRANSIT PASSES ISSUED..... <i>No.</i>	2,161	1,339	2,671	3,210
NATIVE GOODS BROUGHT FROM THE INTERIOR.				
Albumen..... <i>Piculs</i>	...	...	...	357
Ground-nut Cake..... "	...	...	...	4,637
Hides, Cow and Buffalo..... "	...	...	38	...
Oil, Ground-nut..... "	...	...	...	2,695
Seed, Sesamum..... "	18,570	89,734	21,800	...
Silk, Raw, White..... "	...	8	1	...
" " Wild..... "	...	...	6	4
" " Cocoons..... "	12,938	16,689	22,061	20,221
" " Pierced..... "	1,241	807	1,506	937
" " Refuse and Waste..... "	10,438	4,294	9,091	6,167
" " Cocoons, Strippings..... "	830	228	760	743
" " Refuse..... "	164	24	78	6
" " Wadding, Old..... "	103	3	325	772
Straw Braid..... "	4,312	3,300	2,456	2,899
" " Mottled..... "	...	132	...	...
Wool, Sheep's..... "	1,495	196	189	...
Yolk..... "	...	...	...	1,325
TRANSIT PASSES SURRENDERED..... <i>No.</i>	304	365	391	297

\* Including Refined Sugar.

VII. OPIUM.—The following Table shows the quantity of all descriptions of Opium in Bond on the first day of the quarter, the Arrivals and Departures during the quarter, and the quantity left in Bond at the close of the quarter:—

—	BENARES.		MALWA.		PATNA.		PERSIAN.		TOTAL	BOILED.
	Chests.	Piculs.	Chests.	Piculs.	Chests.	Piculs.	Chts.	Piculs.	CRUDE.	
<b>A.—IN BOND on 1st July:—</b>										
1. Arrivals from Foreign Countries	343	411.60	4,676	4,676	334	400.80	6	6	5,494.40	...
2. " " Treaty Ports.....										
<b>TOTAL A.: In Bond.....</b>	<b>343</b>	<b>411.60</b>	<b>4,676</b>	<b>4,676</b>	<b>334</b>	<b>400.80</b>	<b>6</b>	<b>6</b>	<b>5,494.40</b>	<b>...</b>
<b>B.—ARRIVALS during the quarter:—</b>										
1. From Hongkong.....	1,262	1,514.40	612½	612.50	1,782	2,138.40	22	22	4,287.30	...
2. " Macao.....	...	...	...	...	...	...	...	...	...	...
3. " other Foreign Countries..	113	135.60	3,840	3,840	167	200.40	...	...	4,176	...
4. " Treaty Ports.....	...	...	20	20	...	...	1	1	21	...
<b>TOTAL B.: Arrivals.....</b>	<b>1,375</b>	<b>1,650.00</b>	<b>4,472½</b>	<b>4,472.50</b>	<b>1,949</b>	<b>2,338.80</b>	<b>23</b>	<b>23</b>	<b>8,484.30</b>	<b>...</b>
<b>TOTAL: A. In Bond plus B. Arrivals</b>	<b>1,718</b>	<b>2,061.60</b>	<b>9,148½</b>	<b>9,148.50</b>	<b>2,283</b>	<b>2,739.60</b>	<b>29</b>	<b>29</b>	<b>13,978.70</b>	<b>...</b>
<b>C.—DEPARTURES:—</b>										
1. Released, Duty and Likin paid:—										
(a.) From Ship direct under Landing Permit.....	...	...	...	...	...	...	...	...	...	...
(b.) From Bond.....	939	1,126.80	755	755	1,427	1,712.40	15	15	3,609.20	...
<b>TOTAL: Duty and Likin paid</b>	<b>939</b>	<b>1,126.80</b>	<b>755</b>	<b>755</b>	<b>1,427</b>	<b>1,712.40</b>	<b>15</b>	<b>15</b>	<b>3,609.20</b>	<b>...</b>
Deduct Re-export of Duty and Likin paid Opium.....	...	...	...	...	...	...	...	...	...	...
<b>NET TOTAL: 1.....</b>	<b>939</b>	<b>1,126.80</b>	<b>755</b>	<b>755</b>	<b>1,427</b>	<b>1,712.40</b>	<b>15</b>	<b>15</b>	<b>3,609.20</b>	<b>...</b>
2. Re-exported, Duty and Likin unpaid:—										
(a.) To Foreign Ports:										
From Bond.....	...	...	77	77	...	...	...	...	77	...
Direct Transhipment ...	...	...	...	...	...	...	...	...	...	...
(b.) To Treaty Ports:										
From Bond.....	92	110.40	3,537½	3,537.50	210	252	2	2	3,901.90	...
Direct Transhipment ...	1	1.20	2	2	13	15.60	...	...	18.80	...
<b>TOTAL: Re-exported, Duty and Likin unpaid.....</b>	<b>93</b>	<b>111.60</b>	<b>3,616½</b>	<b>3,616.50</b>	<b>223</b>	<b>267.60</b>	<b>2</b>	<b>2</b>	<b>3,997.70</b>	<b>...</b>
Add Re-export of Duty and Likin paid Opium to Foreign Ports.....	...	...	...	...	...	...	...	...	...	...
Add Re-export of Duty and Likin paid Opium to Treaty Ports.....	...	...	...	...	...	...	...	...	...	...
<b>TOTAL: Re-exports, 2.....</b>	<b>93</b>	<b>111.60</b>	<b>3,616½</b>	<b>3,616.50</b>	<b>223</b>	<b>267.60</b>	<b>2</b>	<b>2</b>	<b>3,997.70</b>	<b>...</b>
<b>TOTAL C.: Departures, 1 and 2.....</b>	<b>1,032</b>	<b>1,238.40</b>	<b>4,371½</b>	<b>4,371.50</b>	<b>1,650</b>	<b>1,980.00</b>	<b>17</b>	<b>17</b>	<b>7,606.90</b>	<b>...</b>
<b>D.—IN BOND on 30th September:—</b>										
(a.) Arrivals from Foreign Countries.....	686	823.20	4,777	4,777	633	759.60	12	12	6,371.80	...
(b.) Arrivals from Treaty Ports										
<b>TOTAL D.: In Bond.....</b>	<b>686</b>	<b>823.20</b>	<b>4,777</b>	<b>4,777</b>	<b>633</b>	<b>759.60</b>	<b>12</b>	<b>12</b>	<b>6,371.80</b>	<b>...</b>

VIII. SPECIAL TABLES.—The following Tables give separate statistics in connexion with the Import and Export of Treasure, the Export of Tea and Silk, the Working of the Shanghai Bonded Warehouses, and the Re-export of Opium:—

## 1. TREASURE.

COUNTRIES FROM WHICH IMPORTED.	IMPORTS.								
	GOLD.			SILVER.				COPPER COINS.	COPPER CASH.
	In Bars.	In Coin.	In Dust.	In Bars.	In Sycee.	In Dollars.	In Coin.		
	Hk. <i>₹</i> ₹	Hk. <i>₹</i> ₹	Hk. <i>₹</i> ₹	Hk. <i>₹</i> ₹	Hk. <i>₹</i> ₹	Hk. <i>₹</i> ₹	Hk. <i>₹</i> ₹	Hk. <i>₹</i> ₹	
<b>I. FOREIGN COUNTRIES.</b>									
Europe.....	...	...	...	...	...	...	...	...	...
Africa.....	...	...	...	...	...	...	...	...	...
Australia.....	...	...	...	80,365	...	...	...	...	...
America.....	...	...	...	115,115	...	...	...	...	...
Asia: India (including Burma, etc.).....	...	...	...	...	...	...	...	...	...
Straits Settlements.....	...	...	...	...	...	2,766	...	...	...
Saigon and Tonkin.....	...	...	...	...	...	132,664	...	...	...
Hongkong and Macao.....	...	3,432	...	...	...	1,716,146	3,333	157,690	...
Japan.....	...	695,481	...	165,790	...	9,271	32,100	...	...
Korea.....	...	...	...	...	...	...	...	...	...
<b>TOTAL: I. FOREIGN COUNTRIES.....</b>	...	698,913	...	361,270	...	1,860,847	35,433	157,690	...
<b>2. CHINA.</b>									
Newchwang.....	6,000	...	...	...	...	...	...	...	...
Chinwangtao.....	...	...	...	...	99,750	...	...	...	...
Tientsin.....	119,500	...	...	...	2,554,069	45,698	...	...	...
Chefoo.....	163,800	...	...	...	287,720	2,837	...	1,140	...
Weihaiwei.....	...	...	...	...	...	...	...	...	...
Kiaochow.....	...	4,000	...	...	128,884	...	...	50	...
Ichang.....	...	...	...	...	...	...	...	...	...
Hankow.....	...	...	...	...	13,132	23,218	171,309	90,250	...
Kiukiang.....	...	...	...	...	35,000	105,300	...	...	...
Wuhu.....	...	...	...	...	212,900	22,400	...	...	...
Nanking.....	...	...	...	...	203,009	196,340	18,600	...	...
Chinkingiang.....	...	...	...	...	453,870	9,690	...	...	...
Soochow.....	...	...	...	...	1,822,800	59,230	...	12,363	...
Hangchow.....	...	...	...	...	574,500	910,873	19,200	68,573	...
Ningpo.....	...	...	...	...	...	38,760	...	...	...
Wenchow.....	...	...	...	...	...	121,339	...	...	...
Foochow.....	...	...	...	...	...	295,944	...	160,755	...
Amoy.....	...	...	...	...	...	5,300	...	...	3,242
Swatow.....	...	...	...	...	2,310	109,631	...	...	...
Canton.....	...	...	...	...	...	15,920	...	252,483	...
<b>TOTAL: 2. CHINA.....</b>	289,300	4,000	...	...	6,387,944	1,962,480	209,109	585,614	3,242
<b>TOTAL: 1 and 2. FOREIGN COUNTRIES AND CHINA.....</b>	289,300	702,913	...	361,270	6,387,944	3,823,327	244,542	743,304	3,242
<b>GRAND TOTAL.....</b>	992,213			10,817,083				746,546	

## 1. TREASURE—Continued.

COUNTRIES TO WHICH EXPORTED.	EXPORTS.								
	GOLD.			SILVER.				COPPER COINS.	COPPER CASH.
	In Bars.	In Coin.	In Dust.	In Bars.	In Sycee.	In Dollars.	In Coin.		
<b>I. FOREIGN COUNTRIES.</b>	<i>Hk. Th.</i>	<i>Hk. Th.</i>	<i>Hk. Th.</i>	<i>Hk. Th.</i>	<i>Hk. Th.</i>	<i>Hk. Th.</i>	<i>Hk. Th.</i>	<i>Hk. Th.</i>	<i>Hk. Th.</i>
Europe .....	...	...	...	...	46,000	...	21,000	...	...
Africa .....	...	...	...	...	86,575	...	13,596	...	...
Australia .....	...	...	...	...	...	...	...	...	...
America .....	...	...	...	...	...	...	...	...	...
Asia : India (including Burma, etc.)	...	...	...	106,500	...	...	...	...	...
Straits Settlements .....	...	...	...	...	...	...	...	...	...
Saigon and Tonkin .....	...	...	...	...	...	...	...	...	...
Hongkong and Macao .....	185,200	...	...	284,652	...	807,875	...	...	...
Japan .....	70,000	53,934	...	...	4,658,878	2,449,241	70,930	...	...
Korea .....	...	...	...	...	...	13,333	...	...	...
<b>TOTAL : I. FOREIGN COUNTRIES .....</b>	<b>255,200</b>	<b>53,934</b>	<b>...</b>	<b>391,152</b>	<b>4,791,453</b>	<b>3,270,449</b>	<b>105,526</b>	<b>...</b>	<b>...</b>
<b>2. CHINA.</b>									
Newchwang .....	...	...	...	...	125,000	452,000	151,000	...	...
Chinwangtao .....	...	...	...	...	...	...	...	...	...
Tientsin .....	19,000	...	...	...	320,409	677,000	...	...	...
Chefoo .....	...	...	...	...	896,120	464,900	...	535,583	...
Weihaiwei .....	...	...	...	...	...	33,333	...	...	...
Kiaochow .....	...	...	...	...	10,100	96,500	200	200,696	...
Ichang .....	...	...	...	...	800	...	...	...	...
Hankow .....	...	...	...	...	737,163	30,332	...	6,600	...
Kiukiang .....	...	...	...	...	16,700	...	...	...	...
Wuhu .....	...	...	...	...	1,000	...	...	...	...
Nanking .....	...	...	...	...	18,800	...	...	...	...
Chinkiang .....	...	...	...	...	...	...	...	3,250	...
Soochow .....	...	...	...	...	83,000	638,333	...	...	...
Hangchow .....	...	...	...	...	421,000	86,775	...	...	...
Ningpo .....	...	...	...	...	...	...	...	23,973	...
Wenchow .....	...	...	...	...	...	5,600	...	...	...
Foochow .....	39,000	...	...	...	11,041	22,767	...	...	...
Amoy .....	...	...	...	...	...	1,100	...	...	...
Swatow .....	...	...	...	...	...	...	...	...	...
Canton .....	...	...	...	...	...	...	...	...	...
<b>TOTAL : 2. CHINA .....</b>	<b>58,000</b>	<b>...</b>	<b>...</b>	<b>...</b>	<b>2,641,133</b>	<b>2,508,640</b>	<b>151,200</b>	<b>770,102</b>	<b>...</b>
<b>TOTAL : I and 2. FOREIGN COUNTRIES AND CHINA .....</b>	<b>313,200</b>	<b>53,934</b>	<b>...</b>	<b>391,152</b>	<b>7,432,586</b>	<b>5,779,089</b>	<b>256,726</b>	<b>770,102</b>	<b>...</b>
<b>GRAND TOTAL .....</b>	<b>367,134</b>			<b>13,859,553</b>				<b>770,102</b>	

## 2. TEA.

TO—	BLACK.			LEAF.	DUST.	BRICK.	
	COSGOOD.	OTHER KINDS.	TOTAL.			BLACK.	GREEN.
Great Britain.....	Piculs.	Piculs.	Piculs.	Piculs.	Piculs.	Piculs.	Piculs.
Hongkong.....	20,541	...	20,541	934	1,447	...	...
India.....	1,140	...	1,140	120	67	27	...
Straits Settlements.....	79	...	79	229	...	...	...
Australia and New Zealand.....	...	...	...	...	...	...	...
British America.....	3	...	3	359	...	...	...
United States of America.....	961	...	961	2,377	...	...	...
Philippine Islands.....	18,600	...	18,600	...	...	...	...
Algeria.....	...	...	...	...	...	...	...
Austria.....	911	...	911	...	...	...	...
Bulgaria.....	1,045	...	1,045	...	...	...	...
Belgium.....	473	...	473	...	...	...	...
Denmark.....	105	...	105	...	...	...	...
Egypt.....	205	...	205	493	...	...	...
France.....	8,287	...	8,287	...	...	...	...
Germany.....	83	...	83	...	...	...	...
Holland.....	12	...	12	...	...	...	...
Italy.....	67	...	67	211	...	...	...
Japan.....	4	...	4	...	...	...	...
Korea.....	25	...	25	...	...	...	...
Persia.....	6,185	...	6,185	1,397	...	...	...
Russia and Black Sea Ports.....	27	...	27	...	...	...	...
Sweden.....	2	...	2	...	...	...	...
Switzerland.....	68	...	68	...	...	...	...
Turkey in Asia.....	42	...	42	...	...	...	...
Turkey in Europe.....	3	...	3	...	...	...	...
Other places.....	...	...	...	...	...	...	...
Total to Foreign Countries.....	58,958	...	58,958	6,220	15,514	27	...
" " Chinese Ports.....	1,652	...	1,652	3,981	2,743	4,255	...
GRAND TOTAL.....	60,610	...	60,610	10,201	4,257	4,282	...

## 2. TEA—Continued.

TO—	GREEN.						SCREENED.	LEAF, CENTRO.	LEAF, FORMOSA.	STALK.	LOO.	TABLET.
	GEN- POWDER.	IM- PERIAL.	YOUNG HYSON.	HYSON.	TOTAL.	Piculs.						
Great Britain.....	Piculs.	249	7,060	7,406	16,718	15	...	...	1,033	...	...	...
Hongkong.....	12	...	229	242	242	1	...	...	680	...	...	...
India.....	122	101	680	997	1,900	2	...	...	...	...	...	...
Strait Settlements.....	209	...	...	...	209	...	...	...	...	...	...	...
Australia and New Zealand.....	1,533	...	529	716	2,778	...	...	...	...	...	...	...
British America.....	29,152	447	11,885	7,591	49,075	...	...	...	...	...	...	...
United States of America.....	15	...	15	...	15	...	...	...	...	...	...	...
Philippine Islands.....	11	...	127	51	189	...	...	...	...	...	...	...
Algeria.....	...	...	...	...	...	...	...	...	...	...	...	...
Batavia.....	...	...	...	...	...	...	...	...	...	...	...	...
Bombay.....	...	...	...	...	...	...	...	...	...	...	...	...
Belgium.....	...	...	...	...	...	...	...	...	...	...	...	...
Denmark.....	...	...	...	...	...	...	...	...	...	...	...	...
Egypt.....	88	17	82	38	185	...	...	...	...	...	...	...
France.....	1,184	140	2,768	1,991	6,025	2	...	...	...	...	...	...
Germany.....	378	...	63	114	555	...	...	...	...	...	...	...
Holland.....	...	...	...	...	...	...	...	...	...	...	...	...
Italy.....	56	...	19	45	110	...	...	...	...	...	...	...
Japan.....	1,834	202	563	318	2,917	378	...	...	...	...	...	...
Korea.....	...	...	1	...	1	...	...	...	...	...	...	...
Persia.....	...	...	143	143	286	...	...	...	...	...	...	...
Russia visâ Black Sea Ports.....	1,276	218	4,831	11,117	17,442	...	...	...	...	...	...	...
Sweden.....	...	...	...	...	...	...	...	...	...	...	...	...
Switzerland.....	...	...	...	...	...	...	...	...	...	...	...	...
Turkey in Asia.....	...	...	36	2	38	...	...	...	...	...	...	...
Turkey in Europe.....	...	...	11	9	20	...	...	...	...	...	...	...
Other places.....	4	...	...	...	24	...	...	...	...	...	...	...
Total to Foreign Countries.....	37,772	1,374	29,066	30,484	98,696	396	...	...	1,033	680	...	...
" " Chinese Ports.....	33	...	505	1,863	3,461	1,204	5	...	9	392	55	...
GRAND TOTAL.....	37,805	1,374	29,631	32,347	101,157	1,600	5	...	1,042	1,072	55	55

## 3. SILK.

TO—	RAW.		YELLOW.		THROWN.		RE-BEELED.		REELED FROM DUPIONS.		STREAM FILATURE.		TOTAL.	
	Bales.	Piculs.	Bales.	Piculs.	Bales.	Piculs.	Bales.	Piculs.	Bales.	Piculs.	Bales.	Piculs.	Bales.	Piculs.
Great Britain.....	535	427.51	10	30.96	...	...	...	...	...	...	4	4.03	549	462.50
Hongkong.....	20	15.96	...	...	...	...	...	...	...	...	...	...	20	15.96
India.....	133	106.50	296	316.20	...	...	...	...	...	...	...	...	459	422.70
Straits Settlements.....	5	4	...	...	...	...	...	...	...	...	...	...	5	4
British America.....	...	...	...	...	...	...	...	...	...	...	...	...	...	...
United States of America.....	30	24	...	...	...	...	1,153	1,170.76	...	...	1,158	1,158.85	2,341	2,355.61
Austria.....	...	...	...	...	...	...	...	...	...	...	...	...	...	...
Belgium.....	...	...	...	...	...	...	...	...	...	...	...	...	...	...
Egypt.....	527	424.23	731	739.77	...	...	...	...	...	...	...	...	1,258	1,164
France.....	3,779	3,019.21	837	836.46	...	...	832	834.45	...	...	1,790	1,782.33	7,238	6,472.45
Germany.....	...	...	...	...	...	...	...	...	...	...	...	...	...	...
Italy.....	1,721	1,365.93	878	873.53	...	...	250	251.92	...	...	108	105.68	2,957	2,597.06
Japan.....	32	35.59	...	...	...	...	...	...	...	...	...	...	32	35.59
Mexico.....	20	16	5	5	...	...	...	...	...	...	...	...	25	21
Russia via Black Sea Ports.....	...	...	40	40.47	...	...	...	...	...	...	...	...	40	40.47
Spain.....	20	16	5	4.90	...	...	...	...	...	...	...	...	25	20.90
Switzerland.....	60	47.94	7	6.20	...	...	...	...	...	...	...	...	67	54.14
Turkey in Asia.....	157	125.48	332	334.11	...	...	...	...	...	...	...	...	489	459.59
Total to Foreign Countries.....	7,039	5,618.35	3,141	3,187.60	...	...	2,235	2,257.13	...	...	3,060	3,050.89	15,475	14,113.97
"    " Chinese Ports.....	84	75.08	238	246.38	...	...	77	68.26	1	0.45	...	...	400	390.17
GRAND TOTAL.....	7,123	5,693.43	3,379	3,433.98	...	...	2,312	2,325.39	1	0.45	3,060	3,050.89	15,875	14,504.14



## 3°. SILK—Continued.

TO—	RAW, WILD.		COCOONS.		WASTE.		COCOONS, REFUSE.		NOIL YARN.		YARN, WASTE, EUROPEAN.		NOTE YARN, EUROPEAN.		RAW, JAPAN.	
	Bales.	Piculs.	Bales.	Piculs.	Bales.	Piculs.	Bales.	Piculs.	Bales.	Piculs.	Bales.	Piculs.	Bales.	Piculs.	Bales.	Piculs.
Great Britain.....	18	50.22	...	...	226*	771.04*	...	...	...	...	...	...	...	...	...	...
Hongkong .....	...	...	...	...	...	...	...	...	...	...	...	...	...	...	...	...
India .....	...	...	...	...	...	...	...	...	...	...	...	...	...	...	...	...
Straits Settlements.....	...	...	...	...	...	...	...	...	...	...	...	...	...	...	...	...
British America.....	10	10.09	...	...	...	...	...	...	...	...	...	...	...	...	...	...
United States of America.....	798	815.29	...	...	103†	101.11	...	59	181.24	...	...	...	...	...	...	...
Austria.....	...	...	...	...	10	30.90	...	...	...	...	...	...	...	...	...	...
Belgium.....	...	...	...	...	...	...	...	...	...	...	...	...	...	...	...	...
Egypt.....	...	...	...	...	...	...	...	...	...	...	...	...	...	...	...	...
France.....	2,598	3,185.15	33	92.03	1,302‡	4,088.54‡	867	2,995.95	...	...	...	...	...	...	...	...
Germany.....	9	30	...	...	1	1.47	...	...	...	...	...	...	...	...	...	...
Italy.....	1,298	1,338.20	...	...	226	795.97	439	1,567.54	...	...	...	...	...	...	...	...
Japan.....	134	134	718	667.24	27§	79.52§	...	...	...	...	...	...	...	...	...	...
Mexico.....	...	...	...	...	...	...	...	...	...	...	...	...	...	...	...	...
Russia via Black Sea Ports.....	...	...	...	...	...	...	...	...	...	...	...	...	...	...	...	...
Spain.....	...	...	...	...	...	...	...	...	...	...	...	...	...	...	...	...
Switzerland.....	105	175.30	...	...	53	87.95	...	...	...	...	...	...	...	...	...	...
Turkey in Asia.....	33	32.48	...	...	...	...	...	...	...	...	...	...	...	...	...	...
Total for Foreign Countries.....	5,003	5,770.73	751	699.27	1,985	6,269.86	1,395	4,654.73	...	...	...	...	...	...	...	...
" " Chinese Ports.....	50	49.84	179	67.13	...	...	...	...	170	340	7	14.13	15	29.97	...	...
GRAND TOTAL.....	5,053	5,820.57	930	766.40	1,985	6,269.86	1,395	4,654.73	170	340	7	14.13	15	29.97	...	...

\* Including 8 bales (= 25.84 piculs) of Cocoon Strippings.

† Including 127 bales (= 381.43 piculs) of Cocoon Strippings.

‡ Including 127 bales (= 381.43 piculs) of Cocoon Strippings.

§ Including 127 bales (= 381.43 piculs) of Cocoon Strippings.

## 4. SHANGHAI BONDED WAREHOUSES.

DESCRIPTION OF GOODS.	ARRIVALS IN BOND.			WITHDRAWALS FROM BOND DURING QUARTER.			Remaining in Bond on 30th Sept., 1904.	Remaining in Bond on same Day of previous Year.
	In Bond on First Day of Quarter.	Bonded during Quarter.	TOTAL.	For Local Consumption.	For Re-shipment.	TOTAL.		
<b>COTTON GOODS.</b>								
Shirtings, Grey..... Pieces	1,200	...	1,200	1,200	...	1,200	...	27,380
Sheetings, American..... "	75,260	...	75,260	75,260	...	75,260	...	293,310
Shirtings, White..... "	...	...	...	...	...	...	...	448
Drills, American..... "	...	...	...	...	...	...	...	42,445
T-Cloths, 32 inches..... "	...	...	...	...	...	...	...	7,813
" 36 inches, English..... "	...	480	480	480	...	480	...	...
Printed Chintzes, Plain Cotton Prints, and Printed Shirtings..... "	...	885	885	240	...	240	645	...
" Drills, Furnitures, and Twills..... "	1,514	...	1,514	1,514	...	1,514	...	2,114
" Sateens, Reps, etc..... "	...	138	138	...	...	...	138	...
Cotton Italians, Plain, Fast Black..... "	...	8,624	8,624	1,750	...	1,750	6,874	1,740
" " Figured..... "	...	150	150	...	...	...	150	...
" " Reps and Ribs, Figured..... "	...	450	450	...	...	...	450	...
Shirtings, Figured, Brocaded, and Spotted..... "	...	450	450	...	...	...	450	400
Cotton Flannel, Plain, Dyed, and Printed, English..... "	...	210	210	210	...	210	...	...
" Ticks..... Yards	...	6,000	6,000	6,000	...	6,000	...	...
Velvet Cords and Corduroys, Dyed..... "	...	3,018	3,018	...	...	...	3,018	...
Cotton Yarn, Japanese..... Piculs	215	...	215	215	...	215	...	...
<b>MISCELLANEOUS PIECE GOODS.</b>								
Cotton Duck..... Pieces	9	...	9	9	...	9	...	162
Plushes and Velvets:—								
Silk Mixture..... Catties	...	3,675	3,675	...	...	...	3,675	...
Silk Piece Goods, Brocaded..... "	...	32	32	...	...	...	32	...
<b>METALS.</b>								
Cobbles and Wire Shorts..... Piculs	...	1,654	1,654	1,654	...	1,654	...	...
Copper Discs..... Pieces	...	235,000	235,000	...	...	...	235,000	...
" Ingots..... Piculs	2,259	1,428	3,687	422	1,144	1,566	2,121	998
" Sheets and Plates..... "	1	...	1	...	...	...	1	1
Spelter..... "	420	...	420	...	420	420	...	...
Yellow Metal Nails..... "	15	...	15	...	...	...	15	15
" " Sheathing..... "	115	...	115	...	...	...	115	115
<b>SUNDRIES.</b>								
Carpets and Carpeting... Value, Hk. Th	643	...	643	...	...	...	643	...
Marble Slabs..... Piculs	...	471	471	471	...	471	...	...
Morphia..... Ounces	...	...	...	...	...	...	...	16,500
Musical Instruments... Value, Hk. Th	2,400	...	2,400	...	...	...	2,400	2,400
Paper, Tissue..... "	360	...	360	360	...	360	...	...

## 4. SHANGHAI BONDED WAREHOUSES—Continued.

DESCRIPTION OF GOODS.	ARRIVALS IN BOND.			WITHDRAWALS FROM BOND DURING QUARTER.			Remaining in Bond on 30th Sept., 1904.	Remaining in Bond on same Day of previous Year.
	In Bond on First Day of Quarter.	Bonded during Quarter.	TOTAL.	For Local Consumption.	For Re-shipment.	TOTAL.		
Rice..... <i>Piculs</i>	201	...	201	78	...	78	123	...
Scientific Instruments... <i>Value, Hk. \$s.</i>	...	155	155	...	...	...	155	...
Wines..... "	21,276	10,269	31,545	1,792	8,525	10,317	21,228	471
Sundries, Unenumerated..... <i>Packages</i>	15,649	17,633	33,282	3,502	16,045	19,547	13,735	708
TRANSHIPMENT CARGO.								
Merchandise..... <i>Packages</i>	1,753	6,654	8,407	68	6,847	6,915	1,492	1
OIL.								
Kerosene, Russian, in bulk..... <i>Gallons</i>	...	1,489,051	1,489,051	1,489,051	...	1,489,051	...	...
" Sumatra, "..... "	853,751	2,409,732	3,263,483	3,263,483	...	3,263,483	...	...
Liquid Fuel..... <i>Tons</i>	...	3,313	3,313	3,313	...	3,313	...	...

## 5. OPIUM.

DESTINATION.	BESARES.		MALWA.		PATNA.		PERSIAN.		TOTAL.			BOILED.
	<i>Chests.</i>	<i>Piculs.</i>	<i>Chests.</i>	<i>Piculs.</i>	<i>Chests.</i>	<i>Piculs.</i>	<i>Chests.</i>	<i>Piculs.</i>	<i>Chests.</i>	<i>Piculs.</i>	<i>Piculs.</i>	
Newchwang.....	1	1.20	...	...	1	1.20	...	...	2	2.40	...	
Tientsin.....	...	...	36	36	20	24	...	...	56	60	...	
Chefoo.....	71	85.20	19	19	3	3.60	...	...	93	107.80	...	
Kiaochow.....	...	...	1	1	1	1.20	...	...	2	2.20	...	
Hankow.....	2	2.40	48 $\frac{1}{2}$	48.50	81	97.20	...	...	131 $\frac{1}{2}$	148.10	...	
Kinkiang.....	...	...	620 $\frac{1}{2}$	620.50	7	8.40	...	...	627 $\frac{1}{2}$	628.90	...	
Wuhu.....	...	...	585 $\frac{1}{2}$	585.50	...	...	...	...	585 $\frac{1}{2}$	585.50	...	
Nanking.....	11	13.20	166	166	63	75.60	...	...	240	254.80	...	
Chinking.....	...	...	815	815	5	6	...	...	820	821	...	
Hangchow.....	...	...	664 $\frac{1}{2}$	664.50	8	9.60	2	2	674 $\frac{1}{2}$	676.10	...	
Ningpo.....	...	...	565 $\frac{1}{2}$	565.50	4	4.80	...	...	574 $\frac{1}{2}$	576.30	...	
Wenchow.....	5	6	...	...	30	36	...	...	31	37.20	...	
Foohow.....	1	1.20	18	18	...	...	...	...	18	18	...	
Amoy.....	2	2.40	...	...	...	...	...	...	2	2.40	...	
Hongkong.....	...	...	75	75	...	...	...	...	75	75	...	
Zanzibar.....	...	...	2	2	...	...	...	...	2	2	...	
TOTAL.....	93	111.60	3,616 $\frac{1}{2}$	3,616.50	223	267.60	2	2	3,934 $\frac{1}{2}$	3,997.70	...	

IX. REVENUE.—The following Table shows the Dues and Duties (Foreign flags, Native flag,\* and Transit) collected during the quarter, as compared with the corresponding period of previous years:—

	1902.		1903.		1904.	
	Foreign.	Native.	Foreign.	Native.	Foreign.	Native.
	<i>Hk. Tls m.c.c.</i>	<i>Hk. Tls m.c.c.</i>	<i>Hk. Tls m.c.c.</i>	<i>Hk. Tls m.c.c.</i>	<i>Hk. Tls m.c.c.</i>	<i>Hk. Tls m.c.c.</i>
Import Duty.....	1,737,843.5.4.3	55,676.9.9.5	1,131,822.8.6.1	46,540.1.1.2	1,399,829.5.2.1	60,383.6.0.8
Export ".....	189,721.9.3.3	53,897.0.1.9	236,901.7.3.6	44,126.2.7.1	314,351.9.6.2	63,366.4.2.3
Coast Trade Duty.....	33,940.0.3.0	35,947.7.3.3	51,771.0.0.5	35,690.9.2.7	69,440.6.4.1	40,740.3.1.5
Opium Duty.....	113,268.0.6.9	408.9.6.7	127,125.4.4.0	212.1.6.8	109,562.5.5.3	553.0.6.4
Tonnage Dues.....	149,256.8.0.0	5,675.2.0.0	131,480.4.0.0	6,282.3.0.0	161,429.0.0.0	5,208.1.0.0
	<i>Hk. Tls</i>	<i>Hk. Tls</i>	<i>Hk. Tls</i>	<i>Hk. Tls</i>	<i>Hk. Tls</i>	<i>Hk. Tls</i>
Foreign and Native.....	2,224,030.3.7.5	151,605.9.1.4	1,679,101.4.4.2	132,851.7.7.8	2,054,613.6.7.7	170,251.5.1.0
	2,375,636.2.8.9		1,811,953.2.2.0		2,224,865.1.8.7	
Transit Dues { Inwards.....	2,423.8.3.7	39,281.1.8.1	5,154.2.1.5	49,791.4.6.8	8,541.8.2.0	47,027.2.1.5
{ Outwards.....	36,857.3.4.4		44,637.2.5.3		38,485.3.9.5	
Opium { Foreign Flags	301,066.2.0.0	301,236.6.0.0	337,683.2.0.0	337,923.2.0.0	288,656.0.0.0	288,736.0.0.0
Likin { Native Flag..	170.4.0.0		240.0.0.0		80.0.0.0	
TOTAL COLLECTION	<i>Hk. Tls</i>	<i>Hk. Tls</i>	<i>Hk. Tls</i>	<i>Hk. Tls</i>	<i>Hk. Tls</i>	<i>Hk. Tls</i>
	2,716,154.0.7.0		2,199,667.8.8.8		2,560,628.4.0.2†	
† 70 Drawbacks marked for cash payment during quarter, to be deducted from total collection.....					<i>Hk. Tls</i>	9,243.6.3.1

\* Chinese registered Ships and Steamers; Chinese Lorchas and Papios holding Customs sailing letters; and Chinese Junks chartered by Foreigners.

I am, etc.,

H. ELGAR HOBSON,

Commissioner of Customs.

To the

INSPECTOR GENERAL OF CUSTOMS.

(Received 19th October 1904.)

CUSTOM HOUSE,

SOOCHOW, 15TH OCTOBER 1904.

SIR,

I.—In conformity with the instructions contained in your Circulars Nos. 21 of 1869, 14 of 1872, and 6 of 1875, I now transmit to the Statistical Department at Shanghai, for publication, the statistics of the trade of this port for the third quarter of the year 1904.

II. SHIPPING.—The number and movements of vessels, entered and cleared during the quarter, are set forth in the following Tables :—

## a. SOOCHOW-SHANGHAI TRAFFIC.

FLAG.	ENTERED.											
	JULY.			AUGUST.			SEPTEMBER.			TOTAL.		
	Steam-launches.	Passenger Boats.	Trading Junks.	Steam-launches.	Passenger Boats.	Trading Junks.	Steam-launches.	Passenger Boats.	Trading Junks.	Steam-launches.	Passenger Boats.	Trading Junks.
British.....	...	...	...	...	...	...	1	...	...	1	...	...
American.....	...	...	...	1	...	...	1	...	...	2	...	...
French.....	14	...	...	7	...	...	15	...	...	36	...	...
Japanese.....	29	52	15	25	55	23	30	35	14	84	142	52
Chinese.....	125	436	73	140	427	69	111	473	88	376	1,336	230
<b>TOTAL.....</b>	<b>168</b>	<b>488</b>	<b>88</b>	<b>173</b>	<b>482</b>	<b>92</b>	<b>158</b>	<b>508</b>	<b>102</b>	<b>499</b>	<b>1,478</b>	<b>282</b>
	CLEARED.											
British.....	...	...	...	...	...	...	1	...	...	1	...	...
American.....	...	...	...	...	...	...	...	...	...	...	...	...
French.....	14	...	...	7	...	...	15	...	...	36	...	...
Japanese.....	32	54	6	27	66	9	30	39	15	89	159	30
Chinese.....	124	409	54	136	391	51	116	494	72	376	1,294	177
<b>TOTAL.....</b>	<b>170</b>	<b>463</b>	<b>60</b>	<b>170</b>	<b>457</b>	<b>60</b>	<b>162</b>	<b>533</b>	<b>87</b>	<b>502</b>	<b>1,453</b>	<b>207</b>

## b. SOOCHOW-HANGCHOW TRAFFIC.

FLAG.	ENTERED.											
	JULY.			AUGUST.			SEPTEMBER.			TOTAL.		
	Steam-launches.	Passenger Boats.	Trading Junks.	Steam-launches.	Passenger Boats.	Trading Junks.	Steam-launches.	Passenger Boats.	Trading Junks.	Steam-launches.	Passenger Boats.	Trading Junks.
Japanese .....	30	38	...	33	44	...	29	25	...	92	107	...
Chinese.....	36	52	...	33	57	...	31	109	...	100	218	...
<b>TOTAL.....</b>	<b>66</b>	<b>90</b>	<b>...</b>	<b>66</b>	<b>101</b>	<b>...</b>	<b>60</b>	<b>134</b>	<b>...</b>	<b>192</b>	<b>325</b>	<b>...</b>
	CLEARED.											
Japanese .....	32	35	...	33	44	...	29	28	...	94	107	...
Chinese.....	31	61	...	33	69	...	32	93	...	96	223	...
<b>TOTAL.....</b>	<b>63</b>	<b>96</b>	<b>...</b>	<b>66</b>	<b>113</b>	<b>...</b>	<b>61</b>	<b>121</b>	<b>...</b>	<b>190</b>	<b>330</b>	<b>...</b>

## c. SOOCHOW-INLAND WATERS PLACES.

FLAG.	ENTERED.											
	JULY.			AUGUST.			SEPTEMBER.			TOTAL.		
	Steam-launches.	Passenger Boats.	Trading Junks.	Steam-launches.	Passenger Boats.	Trading Junks.	Steam-launches.	Passenger Boats.	Trading Junks.	Steam-launches.	Passenger Boats.	Trading Junks.
British.....	...	...	...	...	...	...	...	...	...	...	...	...
American.....	...	...	...	...	...	...	1	...	...	1	...	...
Japanese .....	1	...	...	3	...	...	2	...	...	6	...	...
Chinese .....	162	119	...	180	129	...	110	108	...	452	356	...
<b>TOTAL.....</b>	<b>163</b>	<b>119</b>	<b>...</b>	<b>183</b>	<b>129</b>	<b>...</b>	<b>113</b>	<b>108</b>	<b>...</b>	<b>459</b>	<b>356</b>	<b>...</b>
	CLEARED.											
British.....	...	...	...	...	...	...	1	...	...	1	...	...
American.....	...	...	...	1	...	...	1	...	...	2	...	...
Japanese .....	1	...	...	3	...	...	1	...	...	5	...	...
Chinese .....	148	176	...	180	171	...	114	151	...	442	498	...
<b>TOTAL.....</b>	<b>149</b>	<b>176</b>	<b>...</b>	<b>184</b>	<b>171</b>	<b>...</b>	<b>117</b>	<b>151</b>	<b>...</b>	<b>450</b>	<b>498</b>	<b>...</b>

III. IMPORTS.—The principal articles of Import from Foreign Countries and Chinese Ports, during the quarter, as compared with the same period of previous years, have been as follows:—

DESCRIPTION OF GOODS.	1901.	1902.	1903.	1904.
OPIUM.				
Native..... <i>Piculs</i>	0.57	...	...	0.16
COTTON GOODS.				
Cotton Yarn, English..... <i>Piculs</i>	3	6	3	10
"    "    Indian..... " "	6	...	...	...
"    "    Japanese..... " "	...	...	3	10
METALS.				
Iron, Bars..... <i>Piculs</i>	...	4	...	7
FOREIGN SUNDRIES.				
Braid, Llama..... <i>Piculs</i>	14	...	13	3
Candles..... " "	107	3	149	119
Charcoal..... " "	500	...	...	...
Cigarettes..... <i>Value, Hk.Th</i>	13,520	6,358	6,570	6,165
Coal..... <i>Tons</i>	4,380	4,171	6,602	4,561
Cotton, Raw..... <i>Piculs</i>	759	...	898	...
Dyes, Aniline..... <i>Value, Hk.Th</i>	...	192	325	358
Fans, Palm-leaf, Coarse..... <i>Pieces</i>	10,000	...	23,400	15,000
Glass, Window..... <i>Boxes</i>	523	405	553	676
Glassware..... <i>Value, Hk.Th</i>	453	...	...	440
Indigo, Liquid..... <i>Piculs</i>	536	47	140	96
Leather..... " "	4	9	1	...
Mushrooms..... " "	46	58	28	37
Oil, Kerosene, American..... <i>Gallons</i>	3,280	31,000	52,100	46,200
"    "    Russian..... " "	35,450	18,700	...	...
"    "    Sumatra..... " "	47,500	67,300	110,930	99,640
"    "    "    in bulk..... " "	...	...	...	68,700
Prawns and Shrimps, Dried..... <i>Piculs</i>	173	246	284	142
Rattans, Whole..... " "	108	111	334	168
Sand, Red..... " "	284	45	...	486
Sandalwood..... " "	85	77	43	17
Sharks Fins, White..... " "	...	71	7	...
Soap, Bar..... " "	368	35	648	744
"    Toilet and Fancy..... <i>Value, Hk.Th</i>	6,495	886	42	115
Soda..... <i>Piculs</i>	681	...	20	1
Sugar, Brown..... " "	296	2,996	1,014	1,919
"    Candy..... " "	...	56	38	39
"    Refined..... " "	3,605	4,617	4,340	2,573
"    White..... " "	154	840	1,137	1,527
Varnish..... " "	...	47	6	4
NATIVE SUNDRIES.				
Beans and Peas..... <i>Piculs</i>	492	...	...	...
Coal..... <i>Tons</i>	...	...	...	3,046
Cotton, Raw..... <i>Piculs</i>	186	...	2,761	...
Dates, Black and Red..... " "	...	1,100	170	128

## III. IMPORTS—Continued.

DESCRIPTION OF GOODS.	1901.	1902.	1903.	1904.
Fire-crackers..... <i>Piculs</i>	...	24	...	...
Fruits, Fresh..... "	501	3,709	3,525	1,975
Hemp..... "	788	710	660	1,440
Indigo, Liquid..... "	295	497	132	394
Jadestone..... "	389	61	108	...
Lang-ngans, Dried..... "	...	115	52	39
Medicines..... <i>Value, Hk. Ts</i>	441	600	185	949
Mushrooms..... <i>Piculs</i>	15	31	28	1
Seed, Lily Flower, or Lotus-nuts..... "	...	50	52	66
" Melon..... "	395	135	1,312	332
Silk, Raw, Yellow..... "	6	53	26	1
" Piece Goods..... "	1	1	...	...
Sugar, Brown..... "	5,292	2,140	4,329	1,986
" Candy..... "	260	207	142	116
" White..... "	4,153	880	2,593	1,724
Tallow, Vegetable..... "	762	118	374	610
Tea, Black..... "	...	131	...	105
" Green..... "	162	471	432	94
Tobacco Knives..... "	69	38	92	14
" Leaf..... "	103	106	65	46
" Prepared..... "	1,208	1,310	1,700	1,945
Varnish..... "	174	250	228	215

IV. EXPORTS.—The principal articles of Export to Foreign Countries and Chinese Ports, during the quarter, as compared with the same period of previous years, have been as follows:—

DESCRIPTION OF GOODS.	1901.	1902.	1903.	1904.
COTTON GOODS.*				
Cotton Yarn, Soochow..... <i>Piculs</i>	90	579	60	...
SUNDRIES.				
Cassia Flower, Salted..... <i>Piculs</i>	75	59	6	62
Eggs, Preserved..... <i>Pieces</i>	438,705	340,575	569,285	169,880
Hams..... <i>Piculs</i>	129	216	191	107
Medicines..... <i>Value, Hk. Ts</i>	120	37	78	740
Preserves..... <i>Piculs</i>	255	184	113	82
Seed Cake, Rape..... "	...	24,385	...	10,087
Silk, Raw, White..... "	19	...	...	359
" Filature..... "	231	254	235	237
" Cocoons..... "	55	258	64	169
" Refuse or Waste..... "	110	77	51	119
" Cocoons, Refuse..... "	35	31	42	71
" Piece Goods..... "	66	58	128	189
Tea, Black..... "	587	460	394	378
" Green..... "	13,083	14,552	14,629	8,183

\* Steam Factory products.



V. RE-EXPORTS.—The Re-exports to Chinese Ports of the principal Imports of Foreign and Native origin, during the quarter, as compared with the same period of previous years, have been as follows :—

DESCRIPTION OF GOODS.	1901.	1902.	1903.	1904.
FOREIGN SUNDRIES.				
Cigarettes ..... <i>Value, Hk. Tls</i>	880	...	...	...
Coal..... <i>Tons</i>	192	440	608	624
NATIVE SUNDRIES.				
Beans and Peas..... <i>Piculs</i>	320	...	...	...
Tea, Green..... "	88	210	89	...
Tobacco, Prepared..... "	3	1	1	14

VI. INTERNAL TRANSIT.—The following Table gives a list of the principal Foreign Goods conveyed to the Interior under Transit Passes, during the quarter, as compared with the same period of previous years :—

DESCRIPTION OF GOODS.	1901.	1902.	1903.	1904.
SUNDRIES.				
Bicho de Mar, White..... <i>Piculs</i>	...	3	...	...
Charcoal..... "	850	...	...	...
Coal..... <i>Tons</i>	340	10	340	55
Sandalwood..... <i>Piculs</i>	...	5	...	...
Wood, Laka..... "	...	5	...	...
TRANSIT PASSES ISSUED..... <i>No.</i>	12	5	8	13

VII. OPIUM.—*N/L.*

VIII. SPECIAL TABLES.—The following Tables give separate statistics in connexion with the Passenger Traffic and the Import and Export of Treasure:—

## 1°. PASSENGER TRAFFIC.

PASSENGERS TO				PASSENGERS FROM				PASSENGERS			
SHANGHAI and Stations <i>en route</i> .		HANGCHOW and Stations <i>en route</i> .		SHANGHAI and Stations <i>en route</i> .		HANGCHOW and Stations <i>en route</i> .		TO INLAND WATERS PLACES.		FROM INLAND WATERS PLACES.	
Foreigners.	Natives.	Foreigners.	Natives.	Foreigners.	Natives.	Foreigners.	Natives.	Foreigners.	Natives.	Foreigners.	Natives.
212	56,141	39	8,030	206	57,055	45	9,720	...	17,347	4	14,761

## 2°. TREASURE.

COUNTRIES FROM WHICH IMPORTED AND TO WHICH EXPORTED.	IMPORTS.				EXPORTS.			
	SILVER.			COPPER COINS.	SILVER.			COPPER COINS.
	In Bars.	In Sycee.	In Dollars.		In Bars.	In Sycee.	In Dollars.	
	<i>Hk. Tls.</i>	<i>Hk. Tls.</i>	<i>Hk. Tls.</i>	<i>Hk. Tls.</i>	<i>Hk. Tls.</i>	<i>Hk. Tls.</i>	<i>Hk. Tls.</i>	<i>Hk. Tls.</i>
I. FOREIGN COUNTRIES.....	...	...	...	...	...	...	...	...
TOTAL: I. FOREIGN COUNTRIES	...	...	...	...	...	...	...	...
2. CHINA.								
Shanghai.....	...	79,000	45,000	...	...	2,790,500	...	12,363
Hangchow.....	...	33,750	71,250	...	...	107,000	371,895	...
Inland Waters places.....	...	...	...	...	...	173,500	...	...
TOTAL: 2. CHINA.....	...	112,750	116,250	...	...	3,071,000	371,895	12,363
TOTAL: I and 2. FOREIGN COUNTRIES AND CHINA.....	...	112,750	116,250	...	...	3,071,000	371,895	12,363
GRAND TOTAL.....	229,000			...	3,442,895			12,363

IX. REVENUE.—The following Table shows the Dues and Duties (Foreign flag, Native flag,\* and Transit) collected during the quarter, as compared with the corresponding period of previous years:—

	1902.		1903.		1904.	
	Foreign.	Native.	Foreign.	Native.	Foreign.	Native.
	<i>Hk. Tlsm.c.c.</i>	<i>Hk. Tlsm.c.c.</i>	<i>Hk. Tlsm.c.c.</i>	<i>Hk. Tlsm.c.c.</i>	<i>Hk. Tlsm.c.c.</i>	<i>Hk. Tlsm.c.c.</i>
Import Duty .....	791.6.8.0	3,030.7.9.0	1,461.7.3.8	3,641.6.1.7	1,466.6.2.2	4,117.0.6.8
Export " .....	253.3.3.2	27,675.0.9.9	6,394.0.6.1	18,071.3.5.1	6,214.0.3.0	15,780.5.9.6
Coast Trade Duty .....	328.5.3.0	1,990.7.9.1	753.2.8.8	2,680.5.0.5	641.4.0.2	2,646.6.8.2
Opium Duty .....	...	...	9.8.4.4	...	...	12.4.8.0
Tonnage Dues .....	3.0.0.0	20.7.3.9	7.6.0.0	25.1.0.0	6.0.0.0	37.4.0.0
<i>Hk. Tl</i>	1,376.5.4.2	32,717.4.1.9	8,626.5.3.1	24,418.5.7.3	8,328.0.5.4	22,594.2.2.6
Foreign and Native .....	34,093.9.6.1		33,045.1.0.4		30,922.2.8.0	
Transit Dues { Inwards .....	2.6.1.6	2.6.1.6	8.5.0.0	8.5.0.0	25.0.2.5	25.0.2.5
{ Outwards .....	...		...		...	
Opium Likin { Foreign Flags .....	...	...	...	...	...	...
{ Native Flag .....	...		...		...	
TOTAL COLLECTION	<i>Hk. Tl</i> 34,096.5.7.7		<i>Hk. Tl</i> 33,053.6.0.4		<i>Hk. Tl</i> 30,947.3.0.5 †	
† No Drawbacks marked for cash payment during quarter, to be deducted from total collection .....					<i>Hk. Tl Nil.</i>	

\* Chinese registered Ships and Steamers; Chinese Lorchas and Papicos holding Customs sailing letters; and Chinese Junks chartered by Foreigners.

I am, etc.,

F. A. MORGAN,

Commissioner of Customs.

To the

INSPECTOR GENERAL OF CUSTOMS.

(Received 15th October 1904.)

CUSTOM HOUSE,  
HANGCHOW, 14TH OCTOBER 1904.

SIR,

I.—In conformity with the instructions contained in your Circulars Nos. 21 of 1869, 14 of 1872, and 6 of 1875, I now transmit to the Statistical Department at Shanghai, for publication, the statistics of the trade of this port for the third quarter of the year 1904.

II. SHIPPING.—The number and movements of vessels, entered and cleared during the quarter, are set forth in the following Tables:—

## a. HANGCHOW-SHANGHAI TRAFFIC.

FLAG.	ENTERED.											
	JULY.			AUGUST.			SEPTEMBER.			TOTAL.		
	Steam-launches.	Passenger Boats.	Trading Junks.	Steam-launches.	Passenger Boats.	Trading Junks.	Steam-launches.	Passenger Boats.	Trading Junks.	Steam-launches.	Passenger Boats.	Trading Junks.
Japanese.....	20	37	50	25	44	48	19	46	33	64	127	131
Chinese.....	86	220	876	94	231	805	92	234	405	272	685	2,086
<b>TOTAL ...</b>	<b>106</b>	<b>257</b>	<b>926</b>	<b>119</b>	<b>275</b>	<b>853</b>	<b>111</b>	<b>280</b>	<b>438</b>	<b>336</b>	<b>812</b>	<b>2,217</b>
	CLEARED.											
	JULY.			AUGUST.			SEPTEMBER.			TOTAL.		
	Steam-launches.	Passenger Boats.	Trading Junks.	Steam-launches.	Passenger Boats.	Trading Junks.	Steam-launches.	Passenger Boats.	Trading Junks.	Steam-launches.	Passenger Boats.	Trading Junks.
Japanese.....	20	28	54	24	39	58	19	39	56	63	106	168
Chinese.....	88	192	892	94	190	852	90	229	426	272	611	2,170
<b>TOTAL ...</b>	<b>108</b>	<b>220</b>	<b>946</b>	<b>118</b>	<b>229</b>	<b>910</b>	<b>109</b>	<b>268</b>	<b>482</b>	<b>335</b>	<b>717</b>	<b>2,338</b>

## b. HANGCHOW-SOOCHOW TRAFFIC.

FLAG.	ENTERED.											
	JULY.			AUGUST.			SEPTEMBER.			TOTAL.		
	Steam-launches.	Passenger Boats.	Trading Junks.	Steam-launches.	Passenger Boats.	Trading Junks.	Steam-launches.	Passenger Boats.	Trading Junks.	Steam-launches.	Passenger Boats.	Trading Junks.
Japanese.....	30	54	...	32	52	...	29	52	...	91	158	...
Chinese.....	32	61	...	32	72	...	32	75	...	96	208	...
<b>TOTAL ...</b>	<b>62</b>	<b>115</b>	<b>...</b>	<b>64</b>	<b>124</b>	<b>...</b>	<b>61</b>	<b>127</b>	<b>...</b>	<b>187</b>	<b>366</b>	<b>...</b>
	CLEARED.											
	JULY.			AUGUST.			SEPTEMBER.			TOTAL.		
	Steam-launches.	Passenger Boats.	Trading Junks.	Steam-launches.	Passenger Boats.	Trading Junks.	Steam-launches.	Passenger Boats.	Trading Junks.	Steam-launches.	Passenger Boats.	Trading Junks.
Japanese.....	30	46	1	33	55	...	29	60	...	92	161	1
Chinese.....	31	51	...	32	58	...	34	80	1	97	189	1
<b>TOTAL ...</b>	<b>61</b>	<b>97</b>	<b>1</b>	<b>65</b>	<b>113</b>	<b>...</b>	<b>63</b>	<b>140</b>	<b>1</b>	<b>189</b>	<b>350</b>	<b>2</b>

## c. INLAND WATERS STEAM NAVIGATION.

FLAG.	ENTERED INWARDS.						CLEARED OUTWARDS.						TOTAL ENTERED AND CLEARED.	
	With Cargo.		In Ballast.		TOTAL.		With Cargo.		In Ballast.		TOTAL.		No.	Tons.
	No.	Tons.	No.	Tons.	No.	Tons.	No.	Tons.	No.	Tons.	No.	Tons.		
British.....	...	...	3	9	3	9	...	...	3	9	3	9	6	18
American.....	...	...	1	3	1	3	...	...	1	3	1	3	2	6
Russian.....	...	...	1	8	1	8	...	...	1	8	1	8	2	16
Chinese.....	...	...	50	277	50	277	...	...	50	277	50	277	100	554
TOTAL.....	...	...	55	297	55	297	...	...	55	297	55	297	110	594

III. IMPORTS.—The principal articles of Import from Foreign Countries and Chinese Ports, during the quarter, as compared with the same period of previous years, have been as follows:—

DESCRIPTION OF GOODS.	1901.	1902.	1903.	1904.
OPIMUM.				
Malwa..... <i>Piculs</i>	508	475	585	655
Patna.....	6	9.60	7.20	8.40
Persian.....	...	5	2	4
Native.....	...	33.43	20.34	7.88
COTTON GOODS.				
Shirtings, Grey, English..... <i>Pieces</i>	160	51	...	80
Sheetings, American.....	40	...	20	1
Drills, American.....	30	...	30	...
" English.....	...	30	...	...
Jeans, Dutch.....	...	20	...	...
" English.....	40	...	...	...
T-Cloths, 36 inches, English.....	60	50	210	60
Cotton Italians, Plain, Fast Black.....	...	...	30	283
" Flannel, Plain, Dyed, and Printed	20	60	...	1
Handkerchiefs..... <i>Dozens</i>	100	200	800	435
Towels, Honeycomb and Huckback,				
" Japanese.....	2,760	4,160	2,745	3,317
Cotton Yarn, Indian..... <i>Piculs</i>	21	39	6	69
" " Japanese.....	...	...	62	37
WOOLLEN GOODS.				
Camlets, English..... <i>Pieces</i>	...	...	10	...
Woollen and Worsted Yarn and Cord				
and Berlin Wool..... <i>Piculs</i>	26	20	11	13
METALS.				
Iron and Mild Steel, New:—				
Bars and Nail-rod..... <i>Piculs</i>	3,009	2,607	3,811	3,244
Nails, Wire and other kinds.....	454	403	532	413

## III. IMPORTS—Continued.

DESCRIPTION OF GOODS.	1901.	1902.	1903.	1904.
<b>Iron and Mild Steel, New—continued:—</b>				
Pig..... <i>Piculs</i>	218	84	336	235
Plate Cuttings..... "	458	887	1,410	2,349
Wire..... "	188	139	176	336
Lead, in Pigs and Bars..... "	31	...	110	...
Steel, Bamboo and Bars..... "	91	170	153	194
Tin, Slabs..... "	1,026	805	1,316	1,781
<b>SUNDRIES.</b>				
Alum, Green..... <i>Piculs</i>	658	318	334	47
Bamboo Shoots, Dried..... "	90	3,441	927	2,124
Beancake..... "	63,280	27,952	27,690	169,486
Beans..... "	82,967	59,218	104,070	183,213
Bicho de Mar, Black and White..... "	194	264	311	437
Braid, Llama..... <i>Boxes</i>	6,700	4,000	4,700	5,000
Candles.....	{ <i>Value, Hk. Tk</i>	5,880	8,512	1,227
	{ <i>Piculs</i>	...	...	484
Canes, Bamboo..... <i>Pieces</i>	80,000	51,600	116,850	92,100
Coal..... <i>Tons</i>	2,753	4,215	5,922	5,175
Dates, Black and Red..... <i>Piculs</i>	1,990	1,999	2,821	2,495
Dyes, Aniline..... <i>Value, Hk. Tk</i>	14,040	11,845	10,098	12,934
Dye-stuff..... <i>Piculs</i>	875	1,676	960	291
Fish, Salt..... "	377	336	1,369	555
Fruits, Fresh..... "	4,149	5,997	4,567	7,373
Glass, Window..... <i>Boxes</i>	507	874	362	568
Gypsum..... <i>Piculs</i>	6,350	2,655	4,110	3,100
Hemp..... "	1,303	1,272	1,561	1,631
Lead, White and Yellow..... "	398	391	250	268
Leather..... "	239	189	170	454
Lichees, Dried..... "	628	395	593	627
Matches, Japan..... <i>Gross</i>	149,800	108,800	110,750	132,100
Medicines..... <i>Value, Hk. Tk</i>	3,793	5,970	8,852	5,564
Needles..... <i>Mille</i>	10,800	4,200	2,750	1,800
Oil, Kerosene, American..... <i>Gallons</i>	784,900	674,100	964,840	883,500
" " Russian..... "	63,450	2,800	3,000	127,500
" " Sumatra..... "	12,500	61,450	138,900	253,200
" Wood..... <i>Piculs</i>	3,700	3,371	6,462	8,492
Prawns and Shrimps, Dried..... "	704	972	1,338	988
Rattans, Whole..... "	225	506	1,232	1,797
Sandalwood..... "	693	700	667	697
Sapanwood..... "	699	207	...	296
Seaweed, Japan..... <i>Value, Hk. Tk</i>	1,208	1,057	2,304	2,043
Soap.....	{ <i>Value, Hk. Tk</i>	23,310	13,012	5,214
	{ <i>Piculs</i>	...	...	810
Soda and Soda Ash..... <i>Piculs</i>	2,808	1,514	1,385	1,580
Sugar, Brown..... "	42,149	39,175	52,641	48,179
" Candy..... "	1,279	2,036	1,840	2,158

## III. IMPORTS—Continued.

DESCRIPTION OF GOODS.	1901.	1902.	1903.	1904.
Sugar, White and Refined..... <i>Piculs</i>	44,395	37,070	60,913	62,561
Tallow, Vegetable..... "	158	594	1,913	1,578
Tobacco, Leaf..... "	2,475	635	261	1,118
" Prepared..... "	3,688	3,007	3,452	4,455
" Stalk..... "	667	829	441	995
Umbrellas, Cotton..... <i>Dozens</i>	445	500	348	490
Varnish..... <i>Piculs</i>	164	206	239	179
Wax, White..... "	208	366	268	154

IV. EXPORTS.—The principal articles of Export (including Re-exports) to Foreign Countries and Chinese Ports, during the quarter, as compared with the same period of previous years, have been as follows:—

DESCRIPTION OF GOODS.	1901.	1902.	1903.	1904.
COTTON GOODS.*				
Cotton Yarn, Hangchow..... <i>Piculs</i>	...	...	...	60
SUNDRIES.				
Beans..... <i>Piculs</i>	6,664	1,757	13,078	3,278
Cabbage Cake..... "	90,540	54,491	72,950	71,871
Charcoal..... "	6,233	13,005	33,039	35,124
Cotton, Raw..... "	572	2,940	1,459	4,430
Dates, Black..... "	145	1,318	351	653
Fans, Paper..... <i>Pieces</i>	231,976	211,139	253,095	231,674
Firewood..... <i>Piculs</i>	51,374	52,260	66,129	97,210
Hams..... "	162	575	465	581
Hemp Sacking..... <i>Pieces</i>	17,710	8,240	...	1,800
" Skin..... <i>Piculs</i>	458	6,064	1,442	909
Lotus-nuts..... "	232	625	522	748
Medicines..... <i>Value, Hk. Ta</i>	5,477	8,967	4,871	5,234
Seed, Cabbage..... <i>Piculs</i>	...	42,009	...	...
" Cotton..... "	4,870	1,400	430	4,750
Silk, Raw and Thrown..... "	607	375	408	528
" Steam Filature..... "	136	196	324	236
" Cocoons..... "	354	290	398	662
" Refuse..... "	856	578	816	2,524
" Piece Goods..... "	906	645	403	571
Tea, Black..... "	102	189	151	4
" Dust..... "	2,456	4,034	2,628	2,767
" Green..... "	68,548	79,246	95,622	89,431
" Leaf, Unfired..... "	1,496	1,546	4,817	2,612
Tobacco, Leaf..... "	681	1,379	603	474
Wax, Yellow..... "	68	86	1	20

\* Steam Factory products.

V. RE-EXPORTS.—The Re-exports to Chinese Ports of the principal Imports of Foreign and Native origin, during the quarter, as compared with the same period of previous years, have been as follows:—

DESCRIPTION OF GOODS.	1901.	1902.	1903.	1904.
OPIUM.				
Malwa..... <i>Piculs</i>	6	3	9	5
Native..... "	...	10.50	...	...
SUNDRIES.				
Beancake..... <i>Piculs</i>	...	240	...	...
Canes, Bamboo..... <i>Pieces</i>	...	21,600	...	...
Dyes..... <i>Value, Hk. Tk</i>	27	15	...	...
Hemp..... <i>Piculs</i>	...	16	...	...
Lung-nguns, Dried..... "	...	12	...	...
Rice, Red..... "	...	...	7	...
Seed, Sesamum..... "	...	...	51	...
Tobacco, Prepared..... "	...	2	2	45

VI. INTERNAL TRANSIT.—The following Table gives a list of the principal Foreign Goods conveyed to the Interior under Transit Passes, during the quarter, as compared with the same period of previous years:—

DESCRIPTION OF GOODS.	1901.	1902.	1903.	1904.
COTTON GOODS.				
Shirtings, Grey, English..... <i>Pieces</i>	110	50	...	...
Sheetings, American..... "	40	...	...	...
Drills, American..... "	...	30	...	...
" English..... "	...	15	...	...
Jeans, Dutch..... "	...	20	...	...
T-Cloths, 36 inches, English..... "	60	30	...	...
Cotton Italians, Plain, Fast Black..... "	...	28	...	60
" Flannel, Plain, Dyed, and Printed..... "	20	60	...	...
METALS.				
Iron and Mild Steel, New:—				
Bars..... <i>Piculs</i>	20	70	316	20
Cobbles and Wire Shorts..... "	12	21	...	40
Nail-rod..... "	...	17	18	34
Nails, Wire..... "	4	2	...	16
Steel, Bamboo..... "	10	20	11	11
SUNDRIES.				
Bicho de Mar, Black and White..... <i>Piculs</i>	46	54	87	160
Glue..... "	21	21	44	43
Matches, Japan..... <i>Gross</i>	5,650	7,250	9,350	7,600
Oil, Kerosene, American..... <i>Gallons</i>	102,500	86,020	130,200	93,850
" " Russian..... "	7,500	500	...	47,480
" " Sumatra..... "	...	...	23,350	11,300
Sandalwood..... <i>Piculs</i>	222	130	269	203
Seaweed..... "	982	715	1,576	1,458
Sugar, Brown..... "	5,246	6,702	8,465	10,581
" Candy..... "	130	204	231	431
" Refined and White..... "	9,336	10,520	15,748	18,936
TRANSIT PASSES ISSUED..... <i>No.</i>	1,267	1,371	2,300	2,543





VIII. SPECIAL TABLES.—The following Tables give separate statistics in connexion with the Passenger Traffic and the Import and Export of Treasure:—

## 1°. PASSENGER TRAFFIC.

PASSENGERS TO				PASSENGERS FROM			
SHANGHAI and Stations <i>en route</i> .		SOOCHOW and Stations <i>en route</i> .		SHANGHAI and Stations <i>en route</i> .		SOOCHOW and Stations <i>en route</i> .	
Foreigners.	Natives.	Foreigners.	Natives.	Foreigners.	Natives.	Foreigners.	Natives.
65	23,139	7	9,824	62	20,723	26	10,021

## 2°. TREASURE.

COUNTRIES FROM WHICH IMPORTED AND TO WHICH EXPORTED.	IMPORTS.				EXPORTS.			
	SILVER.			COPPER COINS.	SILVER.			COPPER COINS.
	In Sycee.	In Dollars.	In Coin.		In Sycee.	In Dollars.	In Coin.	
	<i>Hk. 7h</i>	<i>Hk. 7h</i>	<i>Hk. 7h</i>	<i>Hk. 7h</i>	<i>Hk. 7h</i>	<i>Hk. 7h</i>	<i>Hk. 7h</i>	<i>Hk. 7h</i>
1. FOREIGN COUNTRIES.....	...	...	...	...	...	...	...	...
TOTAL: 1. FOREIGN COUNTRIES	...	...	...	...	...	...	...	...
2. CHINA.								
Shanghai.....	496,950	124,017	...	...	1,040,250	1,236,667	...	40,070
Soochow.....	205,500	396,667	...	...	...	42,667	...	...
TOTAL: 2. CHINA.....	702,450	520,684	...	...	1,040,250	1,279,334	...	40,070
TOTAL: 1 and 2. FOREIGN COUNTRIES AND CHINA.....	702,450	520,684	...	...	1,040,250	1,279,334	...	40,070
GRAND TOTAL.....	1,223,134			...	2,359,654			40,070

IX. REVENUE.—The following Table shows the Dues and Duties (Foreign flags, Native flag,\* and Transit) collected during the quarter, as compared with the corresponding period of previous years :—

	1902.		1903.		1904.	
	Foreign.	Native.	Foreign.	Native.	Foreign.	Native.
Import Duty.....	<i>Hk. Tam.c.c.</i> 872.3.9.0	<i>Hk. Tam.c.c.</i> 25,449.0.4.7	<i>Hk. Tam.c.c.</i> 2,384.3.6.9	<i>Hk. Tam.c.c.</i> 32,176.5.6.6	<i>Hk. Tam.c.c.</i> 3,992.3.0.9	<i>Hk. Tam.c.c.</i> 36,598.3.9.2
Export „ .....	12,598.0.6.7	124,582.5.3.7	25,243.0.8.8	124,236.4.8.0	39,011.4.5.7	104,150.5.1.7
Coast Trade Duty.....	167.7.2.1	8,862.5.5.0	1,206.1.5.2	12,860.9.8.9	1,216.8.3.3	19,752.6.3.4
Opium Duty.....	7,254.0.0.0	7,381.4.4.1	10,928.4.6.3	6,636.0.0.0	13,485.0.0.0	6,387.0.0.0
Tonnage Dues.....	...	...	2.3.0.0	4.3.0.0	3.3.0.0	5.6.0.0
<i>Hk. Tk.</i>	27,892.1.7.8	166,275.5.7.5	39,764.3.7.2	175,934.3.3.5	57,708.8.9.9	166,894.1.4.3
Foreign and Native.....	187,167.7.5.3		215,698.7.0.7		224,603.0.4.2	
Transit { Inwards .....	2,230.0.5.1	2,230.0.5.1	3,629.4.7.8	3,629.4.7.8	4,393.1.9.6	4,393.1.9.6
{ Outwards.....	...		...		...	
Opium { Foreign Flags	19,344.0.0.0	38,928.0.0.0	29,120.0.0.0	46,816.0.0.0	35,960.0.0.0	52,992.0.0.0
{ Native Flag..	19,584.0.0.0		17,696.0.0.0		17,032.0.0.0	
TOTAL COLLECTION	<i>Hk. Tk.</i> 228,325.8.0.4		<i>Hk. Tk.</i> 266,144.1.8.5		<i>Hk. Tk.</i> 281,988.2.3.8 †	
† No Drawbacks marked for cash payment during quarter, to be deducted from } total collection.....					<i>Hk. Tk.</i> Nil.	

\* Chinese registered Ships and Steamers; Chinese Lorchas and Papicos holding Customs sailing letters; and Chinese Junks chartered by Foreigners.

I am, etc.,

P. VON TANNER,

Commissioner of Customs.

To the

INSPECTOR GENERAL OF CUSTOMS.

(Received 19th October 1904.)

## CUSTOM HOUSE,

NINGPO, 18TH OCTOBER 1904.

SIR,

I.—In conformity with the instructions contained in your Circulars Nos. 21 of 1869, 14 of 1872, and 6 of 1875, I now transmit to the Statistical Department at Shanghai, for publication, the statistics of the trade of this port for the third quarter of the year 1904.

II. TONNAGE.—The number, tonnage, and movements of vessels, entered and cleared during the quarter, are set forth in the following Table:—

ENTERED.	JULY.		AUGUST.		SEPTEMBER.		TOTAL.	
	No.	Tons.	No.	Tons.	No.	Tons.	No.	Tons.
1. Foreign Ocean-going Steamers.....	17	20,735	17	19,978	14	17,671	48	58,384
2. " Steam-launches.....	...	...	...	...	...	...	...	...
3. " Sailing Vessels.....	1	48	...	...	...	...	1	48
4. Chinese-owned Vessels of Foreign type:—Ocean-going Steamers.....	45	24,872	49	27,945	51	26,113	145	78,930
Steam-launches.....	...	...	...	...	...	...	...	...
Sailing Vessels.....	11	1,323	16	2,207	14	1,831	41	5,361
5. Native Craft.....	...	...	...	...	...	...	...	...
Total.....	74	46,978	82	50,130	79	45,615	235	142,723
Same Quarter, 1903.....	62	47,403	52	46,027	58	47,331	172	140,761
CLEARED.	JULY.		AUGUST.		SEPTEMBER.		TOTAL.	
	No.	Tons.	No.	Tons.	No.	Tons.	No.	Tons.
1. Foreign Ocean-going Steamers.....	15	18,723	19	21,990	14	17,671	48	58,384
2. " Steam-launches.....	...	...	...	...	...	...	...	...
3. " Sailing Vessels.....	1	48	...	...	...	...	1	48
4. Chinese-owned Vessels of Foreign type:—Ocean-going Steamers.....	45	24,872	48	27,838	50	26,103	143	78,813
Steam-launches.....	...	...	...	...	...	...	...	...
Sailing Vessels.....	13	1,583	13	1,692	14	2,027	40	5,302
5. Native Craft.....	...	...	...	...	...	...	...	...
Total.....	74	45,226	80	51,520	78	45,801	232	142,547
Same Quarter, 1903.....	57	46,628	50	45,800	55	46,382	162	138,810
Of Sailing Vessels entered—	Of Steamers entered—		Of Sailing Vessels cleared—		Of Steamers cleared—			
42 were from Ports in China.	185 were from Ports in China.		41 were for Ports in China.		189 were for Ports in China.			
	8 " " Foreign Ports.				2 " " Foreign Ports.			
42 Entered.	193 Entered.		41 Cleared.		191 Cleared.			
			Remaining in Port..... 1		Remaining in Port..... 2			



## III. IMPORTS—Continued.

DESCRIPTION OF GOODS.	1901.	1902.	1903.	1904.
<b>METALS.</b>				
Iron, Bars .....	<i>Piculs</i> 691	570	1,120	713
" Nail-rod .....	" 3,772	2,586	2,754	2,188
" Old .....	" 4,298	2,542	4,138	1,655
Lead, in Pigs .....	" 867	2,669	1,678	2,003
Mild Steel .....	" 4,441	2,293	4,372	1,324
Steel .....	" 938	581	848	275
Tin, Slabs .....	" 6,634	4,333	10,251	10,011
<b>FOREIGN SUNDRIES.</b>				
Bicho de Mar, Black .....	<i>Piculs</i> 329	309	199	159
" White .....	" 301	418	173	279
Coal .....	<i>Tons</i> 2,594	2,234	4,097	3,388
Lichees, Dried .....	<i>Piculs</i> 824	388	1,660	393
Mangrove Bark .....	" 969	110	224	...
" .....	" 7,457	7,574	10,680	7,972
Matches .....	<i>Gross</i> 65,250	72,750	68,400	80,650
Medicines .....	<i>Value, Hk. Tk</i> 5,108	7,080	8,717	5,702
Oil, Kerosene, American .....	<i>Gallons</i> 44,500	339,000	382,000	236,000
" .....	" 92,300	4,500	...	30,000
" Russian .....	" 266,500	231,900	279,000	489,050
" Sumatra .....	" 179	181	206	285
Pepper, Black and White .....	<i>Piculs</i> 2,422	695	2,252	1,401
Rattans .....	" 928	154	913	1,146
Sapanwood .....	" 3,858	2,683	3,633	1,447
Seaweed, Japan .....	" 22,258	59,660	37,416	44,531
Sugar, Brown .....	" 635	1,194	938	888
" Candy .....	" 31,707	97,925	45,265	39,581
" Refined .....	" 8,043	10,528	4,055	1,907
" White .....	" .....	" .....	" .....	" .....
<b>NATIVE SUNDRIES.</b>				
China-root .....	<i>Piculs</i> 185	226	206	118
Coal .....	<i>Tons</i> 65	189	315	1,378
Fungus .....	<i>Piculs</i> 394	32	181	388
Hemp .....	" 4,566	6,548	4,519	11,432
Lichees, Dried .....	" 1,245	1,719	3,028	580
Lung-ngans, Dried .....	" 3,402	3,083	3,651	665
Matches .....	<i>Gross</i> 10,500	14,600	4,500	1,000
Medicines .....	<i>Value, Hk. Tk</i> 89,632	66,287	67,657	74,837
Oil, Wood .....	<i>Piculs</i> 2,317	1,311	7,119	7,710
Rice .....	" 5,195	76,569	20,432	13,657
Sugar, Brown .....	" 1,512	134	1,384	385
" Candy .....	" 2,608	1,705	1,661	1,658
" White .....	" 115	77	245	91
Tallow, Vegetable .....	" ...	255	2,488	1,229
Tobacco, Leaf .....	" 4,739	333	187	3,027
" Prepared .....	" 2,047	1,223	1,481	1,305
Varnish .....	" 38	37	118	143
Wax, White .....	" 22	212	59	151

IV. EXPORTS.—The principal articles of Export to Foreign Countries and Chinese Ports, during the quarter, as compared with the same period of previous years, have been as follows:—

DESCRIPTION OF GOODS.	1901.	1902.	1903.	1904.
COTTON GOODS.*				
Cotton Yarn, Ningpo..... <i>Piculs</i>	248	480	146	48
SUNDRIES.				
Alum, White..... <i>Piculs</i>	14,052	13,814	9,650	11,522
Beancurd, Preserved..... "	5,120	4,831	4,844	5,544
Cotton Cloth, Fancy..... <i>Pieces</i>	...	4,180	2,818	4,671
" Raw..... <i>Piculs</i>	19,502	33,844	23,876	50,677
Cuttle-fish..... "	9,803	17,157	3,826	1,753
Fans, Paper..... <i>Pieces</i>	44,082	14,900	40,617	7,960
Fish, Dried and Salt..... <i>Piculs</i>	326	925	2,900	137
" Glue..... "	573	653	791	771
" Maws..... "	638	560	503	425
Hats, Rush and Wood-shaving..... <i>Pieces</i>	2,591,424	1,362,402	1,412,481	251,520
Mats, Rush..... "	480,914	531,880	597,762	571,749
Matting..... <i>Rolls</i>	2,876	807	1,696	1,835
Medicines..... <i>Value, Hk. Tls</i>	141,970	107,195	99,382	114,415
Oil, Ground-nuts..... <i>Piculs</i>	3,834	1,595	6,617	1,924
Paper, Joss..... "	451	1,135	1,653	1,167
Sanshu..... "	5,478	2,627	1,305	1,334
Seeds, Melon..... "	193	68	1,813	...
Silk Piece Goods..... "	99	138	51	108
Tea, Green..... "	43,462	50,406	56,354	31,981
Tobacco, Leaf..... "	3	156	577	43

\* Steam Factory products.

V. RE-EXPORTS.—The Re-exports to Chinese Ports of the principal Imports of Foreign and Native origin, during the quarter, as compared with the same period of previous years, have been as follows:—

DESCRIPTION OF GOODS.	1901.	1902.	1903.	1904.
OPICUM.				
Malwa..... <i>Piculs</i>	1	6	6	7
COTTON GOODS.				
Cotton Italians..... <i>Pieces</i>	...	...	60	...
<i>Chinese Cotton Goods.*</i>				
Cotton Yarn, Shanghai..... <i>Piculs</i>	...	...	6	...
FOREIGN SUNDRIES.				
Bicho de Mar, Black..... <i>Piculs</i>	1	5	7	5
Medicines..... <i>Value, Hk. Tls</i>	586	1,201	94	662
Sugar, Brown..... <i>Piculs</i>	76	3	39	...
" Refined..... "	1,393	596	1,763	767
NATIVE SUNDRIES.				
China-root..... <i>Piculs</i>	7	43	12	26
Fungus..... "	88	94	27	76
Hemp..... "	239	339	161	1,877
Medicines..... <i>Value, Hk. Tls</i>	7,739	16,468	9,718	20,454
Tobacco, Leaf..... <i>Piculs</i>	19	69	197	7

\* Steam Factory products.

VI. INTERNAL TRANSIT.—The following Table gives a list of the principal Foreign Goods conveyed to, and Native Goods brought from, the Interior under Transit Passes, during the quarter, as compared with the same period of previous years:—

DESCRIPTION OF GOODS.	1901.	1902.	1903.	1904.
<b>FOREIGN GOODS CONVEYED TO THE INTERIOR.</b>				
<b>COTTON GOODS.</b>				
Shirtings, Grey .....	Pieces 10,511	10,947	17,799	9,943
Sheetings .....	" 8,921	12,537	12,752	8,072
Shirtings, White .....	" 5,829	4,432	3,026	1,769
Drills and Jeans .....	" 6,934	4,060	9,763	3,811
T-Cloths .....	" 3,996	3,801	4,768	3,369
Chintzes .....	" 428	329	811	604
Velvets .....	{ Yards 371	245	330	...
Cotton Yarn, English .....	Piculs ...	6	6	11,603
" " Indian .....	" 62	87	630	156
" " Japanese .....	" 149	19	370	405
<i>Chinese Cotton Goods.*</i>				
Shirtings, Grey, Hankow .....	Pieces ...	...	...	1,652
Sheetings, Shanghai .....	" ...	780	...	120
Cotton Yarn, Ningpo .....	Piculs 295	83	...	...
" " Shanghai .....	" 81	...	242	442
<b>WOOLLEN GOODS.</b>				
Camlets, English .....	Pieces 39	39	95	74
Cloth, Medium .....	{ Yards 5	18	18	...
Lastings .....	" 3	10	15	998
Long Ells .....	" 4	6	8	15
Spanish Stripes .....	{ Yards 27	21	61	6
...	...	...	...	1,018
<b>METALS.</b>				
Iron, Bars .....	Piculs 426	423	1,007	434
" Nail-rod .....	" 2,224	1,701	1,891	847
" Old .....	" 3,745	2,129	5,353	1,220
Steel .....	" 430	327	693	158
<b>SUNDRIES.</b>				
Bicho de Mar .....	Piculs 120	162	66	147
Coal .....	Tons 317	431	264	37
Matches .....	Gross 29,750	27,300	18,900	21,300
Oil, Kerosene, American .....	Gallons 1,500	1,500	900	2,100
" " Russian .....	" 19,750	500	...	...
" " Sumatras .....	" 51,650	24,750	...	...
Pepper, Black and White .....	Piculs 81	78	86	105
Prawns, Dried .....	" 186	202	98	177
Rattans .....	" 846	505	814	531
Seaweed, Japan .....	" 2,711	2,220	2,825	1,507
Sugar, Brown .....	" 9,595	13,873	9,270	9,121
" Refined .....	" 25,341	27,096	28,607	29,863
" White .....	" 3,113	4,629	2,944	2,751
TRANSIT PASSES ISSUED .....	No. 7,380	7,160	8,174	6,260
<b>NATIVE GOODS BROUGHT FROM THE INTERIOR.</b>				
Silk Cocoons .....	Piculs 4	32	50	...
" Refuse .....	" 4	4	3	9

\* Steam Factory products.



VII. OPIUM.—The following Table shows the quantity of all descriptions of Opium in Bond on the first day of the quarter, the Arrivals and Departures during the quarter, and the quantity left in Bond at the close of the quarter:—

—	BENARES.		MALWA.		PATNA.		PERSIAN.		TOTAL CRUDE.	BOILED.
	Chests.	Piculs.	Chests.	Piculs.	Chests.	Piculs.	Chests.	Piculs.	Piculs.	Piculs.
<b>A.—IN BOND on 1st July:—</b>										
1. Arrivals from Foreign Countries	...	...	...	...	...	...	...	...	...	...
2. " " Treaty Ports.....	...	...	11	11	...	...	...	...	11	...
TOTAL A.: In Bond.....	...	...	11	11	...	...	...	...	11	...
<b>B.—ARRIVALS during the quarter:—</b>										
1. From Hongkong.....	...	...	...	...	...	...	...	...	...	...
2. " Macao.....	...	...	...	...	...	...	...	...	...	...
3. " other Foreign Countries.....	...	...	...	...	...	...	...	...	...	...
4. " Shanghai.....	5	6	565½	565.50	4	4.80	...	...	576.30	...
5. " other Treaty Ports.....	...	...	...	...	...	...	...	...	...	...
TOTAL B.: Arrivals.....	5	6	565½	565.50	4	4.80	...	...	576.30	...
TOTAL: A. In Bond plus B. Arrivals	5	6	576½	576.50	4	4.80	...	...	587.30	...
<b>C.—DEPARTURES:—</b>										
1. Released, Duty and Likin paid:—										
(a.) From Ship direct under Landing Permit.....										
	4	4.80	343	343	4	4.80	...	...	352.60	...
(b.) From Bond.....	1	1.20	212½	212.50	...	...	...	...	213.70	...
TOTAL: Duty and Likin paid	5	6.00	555½	555.50	4	4.80	...	...	566.30	...
Deduct Re-export of Duty and Likin paid Opium....	...	...	...	...	...	...	...	...	...	...
NET TOTAL: 1.....	5	6.00	555½	555.50	4	4.80	...	...	566.30	...
2. Re-exported, Duty and Likin unpaid:—										
(a.) To Foreign Ports:										
From Bond.....	...	...	...	...	...	...	...	...	...	...
Direct Transhipment....	...	...	...	...	...	...	...	...	...	...
(b.) To Treaty Ports:										
From Bond.....	...	...	7	7	...	...	...	...	7	...
Direct Transhipment....	...	...	...	...	...	...	...	...	...	...
TOTAL: Re-exported, Duty and Likin unpaid.....	...	...	7	7	...	...	...	...	7	...
Add Re-export of Duty and Likin paid Opium to Foreign Ports.....	...	...	...	...	...	...	...	...	...	...
Add Re-export of Duty and Likin paid Opium to Treaty Ports.....	...	...	...	...	...	...	...	...	...	...
TOTAL: Re-exports, 2.....	...	...	7	7	...	...	...	...	7	...
TOTAL C.: Departures, 1 and 2.....	5	6.00	562½	562.50	4	4.80	...	...	573.30	...
<b>D.—IN BOND on 30th September:—</b>										
(a.) Arrivals from Foreign Countries.....										
(b.) Arrivals from Treaty Ports.....	...	...	14	14	...	...	...	...	14	...
TOTAL D.: In Bond.....	...	...	14	14	...	...	...	...	14	...

VIII. SPECIAL TABLES.—The following Tables give separate statistics in connexion with the Passenger Traffic and the Import and Export of Treasure:—

## 1°. PASSENGER TRAFFIC.

PASSENGERS TO					PASSENGERS FROM			
SAILING VESSELS.		STEAMERS.			SAILING VESSELS.		STEAMERS.	
Foreigners.	Natives.	Foreigners.	Natives.		Foreigners.	Natives.	Foreigners.	Natives.
...	...	247	37,607	Shanghai.....	...	...	242	37,445
...	...	5	297	Wenchow.....	...	...	8	330
...	...	9	4,870	Haimen.....	...	...	20	3,902
...	...	...	9,104	Taichow and intermediate Ports. }	...	...	...	8,420
...	...	261	51,878	TOTAL.....	...	...	270	50,097

## 2°. TREASURE.

COUNTRIES FROM WHICH IMPORTED AND TO WHICH EXPORTED.	IMPORTS.				EXPORTS.					
	GOLD.		SILVER.		COPPER COINS.	GOLD.		SILVER.		COPPER COINS.
	In Bars.	In Sycee.	In Dollars.	In Bars.		In Sycee.	In Dollars.			
1. FOREIGN COUNTRIES .....	<i>Hk. Tls.</i>	<i>Hk. Tls.</i>	<i>Hk. Tls.</i>	<i>Hk. Tls.</i>	<i>Hk. Tls.</i>	<i>Hk. Tls.</i>	<i>Hk. Tls.</i>	<i>Hk. Tls.</i>	...	
TOTAL: 1. FOREIGN COUNTRIES	...	...	...	...	...	...	...	...	...	
2. CHINA.										
Shanghai.....	...	...	...	...	...	4,750	96,533	...	...	
Hangchow.....	...	...	...	8,973	...	...	...	...	...	
Wenchow.....	...	...	29,533	...	...	...	...	...	...	
TOTAL: 2. CHINA.....	...	...	29,533	8,973	...	4,750	96,533	...	...	
TOTAL: 1 and 2. FOREIGN COUNTRIES AND CHINA.....	...	...	29,533	8,973	...	4,750	96,533	...	...	
GRAND TOTAL.....	...	29,533		8,973	...	101,283		...	...	

IX. REVENUE.—The following Table shows the Dues and Duties (Foreign flags, Native flag,\* and Transit) collected during the quarter, as compared with the corresponding period of previous years:—

	1902.		1903.		1904.	
	Foreign.	Native.	Foreign.	Native.	Foreign.	Native.
Import Duty .....	<i>Hk. Tlms.c.c.</i> 16,648.8.9.5	<i>Hk. Tlms.c.c.</i> 5,667.2.6.0	<i>Hk. Tlms.c.c.</i> 23,994.0.3.6	<i>Hk. Tlms.c.c.</i> 8,975.6.7.7	<i>Hk. Tlms.c.c.</i> 13,662.7.8.1	<i>Hk. Tlms.c.c.</i> 12,912.6.9.1
Export „ .....	44,755.6.0.1	56,963.4.1.6	43,471.0.0.1	56,612.1.5.9	35,944.3.6.9	40,491.4.4.4
Coast Trade Duty .....	2,704.1.1.8	3,816.9.0.9	3,386.6.6.8	4,356.6.3.9	3,650.1.2.7	7,475.9.7.6
Opium Duty .....	9,267.0.0.0	6,762.0.0.0	10,473.4.8.8	6,636.0.0.0	10,410.0.0.0	6,579.0.0.0
Tonnage Dues.....	1,933.8.0.0	943.3.0.0	1,263.5.0.0	504.1.0.0	959.7.0.0	800.5.0.0
<i>Hk. Tls</i>	75,309.4.1.4	74,152.8.8.5	82,588.6.9.3	77,084.5.7.5	64,626.9.7.7	68,259.6.1.1
Foreign and Native.....	149,462.2.9.9		159,673.2.6.8		132,886.5.8.8	
Transit Dues { Inwards .....	8,323.3.0.1	8,377.7.2.4	10,130.7.4.7	10,210.5.1.2	8,224.5.8.4	8,236.9.8.4
{ Outwards.....	54.4.2.3		79.7.6.5		12.4.0.0	
Opium Likin { Foreign Flags	24,712.0.0.0	42,744.0.0.0	27,929.3.0.0	45,625.3.0.0	27,760.0.0.0	45,304.0.0.0
{ Native Flag...	18,032.0.0.0		17,696.0.0.0		17,544.0.0.0	
TOTAL COLLECTION	<i>Hk. Tls</i> 200,584.0.2.3		<i>Hk. Tls</i> 215,509.0.8.0		<i>Hk. Tls</i> 186,427.5.7.2 †	
† No Drawbacks marked for cash payment during quarter, to be deducted from } total collection.....					<i>Hk. Tls</i>	<i>Nil.</i>

\* Chinese registered Ships and Steamers; Chinese Lorchas and Papicos holding Customs sailing letters; and Chinese Junks chartered by Foreigners.

I am, etc.,

A. G. H. CARRUTHERS,

Acting Commissioner of Customs.

To the

INSPECTOR GENERAL OF CUSTOMS.

(Received 18th October 1904.)

CUSTOM HOUSE,  
WENCHOW, 12TH OCTOBER 1904.

SIR,

I.—In conformity with the instructions contained in your Circulars Nos. 21 of 1869, 14 of 1872, and 6 of 1875, I now transmit to the Statistical Department at Shanghai, for publication, the statistics of the trade of this port for the third quarter of the year 1904.

II. TONNAGE.—The number, tonnage, and movements of vessels, entered and cleared during the quarter, are set forth in the following Table:—

ENTERED.	JULY.		AUGUST.		SEPTEMBER.		TOTAL.	
	No.	Tons.	No.	Tons.	No.	Tons.	No.	Tons.
1. Foreign Ocean-going Steamers .....	...	...	...	...	...	...	...	...
2. " Steam-launches .....	...	...	...	...	...	...	...	...
3. " Sailing Vessels .....	...	...	...	...	...	...	...	...
4. Chinese-owned Vessels of Foreign type:—Ocean-going Steamers .....	3	1,893	3	1,893	3	1,893	9	5,679
Steam-launches .....	...	...	...	...	...	...	...	...
Sailing Vessels .....	2	323	2	289	1	149	5	761
5. Native Craft .....	...	...	...	...	...	...	...	...
Total .....	5	2,216	5	2,182	4	2,042	14	6,440
Same Quarter, 1903 .....	4	2,052	4	1,972	7	3,043	15	7,067
CLEARED.	JULY.		AUGUST.		SEPTEMBER.		TOTAL.	
	No.	Tons.	No.	Tons.	No.	Tons.	No.	Tons.
1. Foreign Ocean-going Steamers .....	...	...	...	...	...	...	...	...
2. " Steam-launches .....	...	...	...	...	...	...	...	...
3. " Sailing Vessels .....	...	...	...	...	...	...	...	...
4. Chinese-owned Vessels of Foreign type:—Ocean-going Steamers .....	4	2,724	3	1,893	3	1,893	10	6,510
Steam-launches .....	...	...	...	...	...	...	...	...
Sailing Vessels .....	1	159	1	164	2	289	4	612
5. Native Craft .....	...	...	...	...	...	...	...	...
Total .....	5	2,883	4	2,057	5	2,182	14	7,122
Same Quarter, 1903 .....	5	2,215	3	1,893	6	2,752	14	6,860
Of Sailing Vessels entered— 5 were from Ports in China.	Of Steamers entered— 9 were from Ports in China.		Of Sailing Vessels cleared— 4 were for Ports in China.			Of Steamers cleared— 10 were for Ports in China.		
5 Entered.	9 Entered.		4 Cleared.			10 Cleared.		
			Remaining in Port..... 1			Remaining in Port..... Nil.		

III. IMPORTS.—The principal articles of Import from Foreign Countries and Chinese Ports, during the quarter, as compared with the same period of previous years, have been as follows:—

DESCRIPTION OF GOODS.	1901.	1902.	1903.	1904.
<b>OPIUM.</b>				
Malwa..... <i>Piculs</i>	2	8	2	...
Patna..... "	19.20	55.20	42	38.40
Persian..... "	...	12	...	...
Boiled..... "	...	...	0.03	...
<b>COTTON GOODS.</b>				
Shirtings, Grey, English..... <i>Pieces</i>	1,208	4,055	2,310	1,940
" " Japanese..... "				
Sheetings, " "..... "	160	...	580	220
Shirtings, White..... "	2,330	1,290	2,350	3,111
Drills, American..... "	825	525	1,138	855
" " English..... "	190	405	105	75
T-Cloths, 32 inches..... "	1,380	1,710	1,810	1,045
Dyed Shirtings, Figured, Brocaded, and Spotted..... "	200	50	133	90.
Turkey Red Cambrics..... "	225	350	200	500
" " Shirtings..... "	50	50	...	100
Handkerchiefs..... <i>Dozens</i>	333	6	474	352
Cotton Yarn, Indian..... <i>Piculs</i>	34	102	21	18
" " Japanese..... "	143	47	366	236
<b>Chinese Cotton Goods.*</b>				
Cotton Yarn..... <i>Piculs</i>	600	301	684	510
<b>WOOLLEN AND COTTON MIXTURES.</b>				
Union Italian Cloth, Plain and Figured.. <i>Pieces</i>	...	80	...	...
<b>WOOLLEN GOODS.</b>				
Camlets, English..... <i>Pieces</i>	240	220	280	240
Cloth, Broad, Medium, and Habit..... <i>Yards</i>	18	6	...	...
Lastings, Plain..... <i>Pieces</i>	60	40	549	183
Long Ells..... "	80	100	60	85
Spanish Stripes..... <i>Yards</i>	36	54	...	...
...	...	...	1,106	1,922
<b>METALS.</b>				
Copper, Slabs, Japanese..... <i>Piculs</i>	146	111	113	78
Iron, Cobbles and Wire Shorts..... "	3,433	2,132	3,251	3,206
" " Old: Wire..... "	296	306	491	689
Lead, in Pigs..... "	69	45	73	142
<b>FOREIGN SUNDRIES.</b>				
Agar-agar..... <i>Piculs</i>	8	35	78	84
Bicho de Mar, Black and White..... "	44	43	61	107
Braid, Llana..... <i>Boxes</i>	7,210	3,690	8,835	11,535
Dyes, Aniline..... <i>Value, Hk. Tls</i>	3,297	1,652	2,956	3,088
Ginseng, Japan, Crude..... <i>Piculs</i>	22	16	20	46
Glass, Window..... <i>Boxes</i>	133	63	96	60
Lead, White..... <i>Piculs</i>	54	34	42	31

\* Steam Factory products.

## III. IMPORTS—Continued.

DESCRIPTION OF GOODS.	1901.	1902.	1903.	1904.
Mangrove Bark..... <i>Piculs</i>	...	...	203	13
Matches, Wood, Japan..... <i>Gross</i>	5,000	6,000	1,000	4,000
Needles..... <i>Mill</i>	4,385	1,600	1,945	3,735
Oil, Kerosene, American..... <i>Gallons</i>	9,000	22,500	19,000	21,500
" " Russian.....	82,500	8,000	51,000	17,000
" " Sumatra.....	81,200	95,000	118,000	200,000
Rattans, Whole..... <i>Piculs</i>	460	493	799	743
Seaweed, Japan.....	1,693	1,553	2,643	2,349
Sugar, Brown.....	13	4,994	4,280	2,348
" White.....	3,818	3,715	4,248	4,376
NATIVE SUNDRIES.				
Dates, Black..... <i>Piculs</i>	18	43	53	15
" Red.....	290	740	843	1,421
Fungus.....	127	100	51	73
Gypsum.....	250	450	100	564
Hemp.....	361	236	287	1,928
Lead, Yellow.....	48	52	31	31
Lily Flowers, Dried.....	332	123	826	891
Matches, Wood..... <i>Gross</i>	5,000	...	10,000	...
Medicines..... <i>Value, Hk. Tk</i>	1,619	3,275	6,600	4,898
Silver Dross..... <i>Piculs</i>	30	28	32	9
Tobacco, Prepared.....	93	71	88	95
Varnish.....	52	46	56	63
Wax, White.....	10	40	36	20

IV. EXPORTS.—The principal articles of Export to Foreign Countries and Chinese Ports, during the quarter, as compared with the same period of previous years, have been as follows :—

DESCRIPTION OF GOODS.	1901.	1902.	1903.	1904.
Charcoal..... <i>Piculs</i>	1,090	258	284	686
Coir and Coirware.....	473	455	661	794
Cotton Rags.....	349	300	...	172
Firewood.....	1,360	2,067	1,216	1,557
Fish Maws.....	70	34	47	86
Medicines..... <i>Value, Hk. Tk</i>	4,324	5,567	6,538	6,798
Pewterware..... <i>Piculs</i>	1	...	2	1
Prawns, Dried.....	258	247	335	519
Resin.....	...	29	216	151
Soapstone Ornaments.....	81	145	154	126
Tea, Black.....	38	137	894	194
" Green.....	4,016	6,949	9,383	8,603
" Leaf, Unfired.....	1,559	5,906	9,102	3,559
Timber, Planks, Soft-wood..... <i>Sq. feet</i>	968,453	518,511	261,607	556,745
Tobacco, Leaf..... <i>Piculs</i>	174	973	964	663
Umbrella (Kittysol) Frames..... <i>Pieces</i>	33,100	31,600	34,100	38,770
Umbrellas, Paper (Kittysols).....	18,750	5,000	12,000	21,650
Wood, Poles.....	32,167	3,109	...	380

V. RE-EXPORTS.—The Re-exports to Chinese Ports of the principal Imports of Foreign and Native origin, during the quarter, as compared with the same period of previous years, have been as follows:—

DESCRIPTION OF GOODS.	1901.	1902.	1903.	1904.
COTTON GOODS.				
Shirtings, Grey <i>Pieces</i> .....	33	...	...	...
METALS.				
Iron, Old: Wire <i>Piculs</i> .....	...	10	...	...
FOREIGN SUNDRIES.				
Dyes, Aniline <i>Value, Hk. Tls</i> .....	30	...	...	18
Ginseng, Japan, Crude <i>Piculs</i> .....	...	...	1	2
Isinglass.....	...	...	2	...
Rattans, Whole <i>"</i> .....	5	5	...	...
NATIVE SUNDRIES.				
Ground-nuts <i>Piculs</i> .....	...	...	...	3
Medicines <i>Value, Hk. Tls</i> .....	187	...	...	...
Walnuts <i>Piculs</i> .....	...	2	...	...

VI. INTERNAL TRANSIT.—The following Table gives a list of the principal Foreign Goods conveyed to the Interior under Transit Passes, during the quarter, as compared with the same period of previous years:—

DESCRIPTION OF GOODS.	1901.	1902.	1903.	1904.
COTTON GOODS.				
Shirtings, Grey <i>Pieces</i> .....	23	153	254	228
T-Cloths, 32 inches <i>"</i> .....	359	225	72	254
Cotton Yarn, Indian <i>Piculs</i> .....	...	9	...	...
" " Japanese <i>"</i> .....	40	...	3	...
<i>Chinese Cotton Goods.*</i>				
Cotton Yarn <i>Piculs</i> .....	127	23	178	590
METALS.				
Iron, Cobble and Wire Shorts <i>Piculs</i> .....	516	104	463	312
" Old: Wire <i>"</i> .....	118	518	925	415
Steel <i>"</i> .....	58	34	63	24
SUNDRIES.				
Agar-agar <i>Piculs</i> .....	2	...	4	5
Mangrove Bark.....	...	8	48	9
Oil, Kerosene, American.....	...	...	...	300
" " Russian.....	23,590	18,240	13,610	6,190
" " Sumatra.....	5,460	8,990	35,930	47,860
Rattans, Whole <i>Piculs</i> .....	42	24	15	19
Seaweed, Japan.....	526	637	923	778
Sugar, Brown <i>"</i> .....	22	1,320	1,619	1,561
" White.....	493	729	671	673
- TRANSIT PASSES ISSUED.....	No. 869	1,202	1,645	1,755
Free Transit Passes issued for Shanghai and Ningpo Cotton Manufactures.....				
No.	38	13	71	192

\* Steam Factory products.





VIII. SPECIAL TABLES.—The following Tables give separate statistics in connexion with the Passenger Traffic and the Import and Export of Treasure :—

## 1°. PASSENGER TRAFFIC.

PASSENGERS TO					PASSENGERS FROM			
SAILING VESSELS.		STEAMERS.			SAILING VESSELS.		STEAMERS.	
Foreigners.	Natives.	Foreigners.	Natives.		Foreigners.	Natives.	Foreigners.	Natives.
...	...	18	516	Coast Ports.....	...	...	13	756

## 2°. TREASURE.

COUNTRIES FROM WHICH IMPORTED AND TO WHICH EXPORTED.	IMPORTS.				EXPORTS.					
	GOLD.		SILVER.		COPPER CASH.	GOLD.		SILVER.		COPPER CASH.
	In Bars.	In Sycee.	In Dollars.	In Bars.		In Sycee.	In Dollars.			
	<i>Hk. Tls.</i>	<i>Hk. Tls.</i>	<i>Hk. Tls.</i>	<i>Hk. Tls.</i>	<i>Hk. Tls.</i>	<i>Hk. Tls.</i>	<i>Hk. Tls.</i>	<i>Hk. Tls.</i>	<i>Hk. Tls.</i>	
1. FOREIGN COUNTRIES .....	...	...	...	...	...	...	...	...	...	
TOTAL : 1. FOREIGN COUNTRIES	...	...	...	...	...	...	...	...	...	
2. CHINA.										
Shanghai.....	...	...	5,600	...	...	...	189,616	...	...	
Ningpo.....	...	...	...	...	...	...	29,230	...	...	
Amoy.....	...	...	...	...	...	...	1,979	...	...	
TOTAL : 2. CHINA .....	...	...	5,600	...	...	...	220,825	...	...	
TOTAL : 1 and 2. FOREIGN COUNTRIES AND CHINA .....	...	...	5,600	...	...	...	220,825	...	...	
GRAND TOTAL.....	...	...	5,600	...	...	...	220,825	...	...	

IX. REVENUE.—The following Table shows the Dues and Duties (Foreign flags, Native flag,\* and Transit) collected during the quarter, as compared with the corresponding period of previous years:—

	1902.		1903.		1904.	
	Foreign.	Native.	Foreign.	Native.	Foreign.	Native.
	<i>Hk. Tam.c.c.</i>	<i>Hk. Tam.c.c.</i>	<i>Hk. Tam.c.c.</i>	<i>Hk. Tam.c.c.</i>	<i>Hk. Tam.c.c.</i>	<i>Hk. Tam.c.c.</i>
Import Duty.....	...	78.7.3.2	...	98.4.3.5	...	68.5.3.3
Export ".....	...	15,408.2.3.5	...	24,007.1.8.8	...	17,813.2.5.4
Coast Trade Duty.....	...	541.2.0.6	...	1,049.0.1.0	...	1,324.0.5.1
Opium Duty.....	...	2,256.0.0.0	...	1,321.8.0.0	...	1,152.0.0.0
Tonnage Dues.....	...	84.4.0.0	...	...	...	63.6.0.0
<i>Hk. Th</i>	...	18,368.5.7.3	...	26,476.4.3.3	...	20,421.4.3.8
Foreign and Native....	18,368.5.7.3		26,476.4.3.3		20,421.4.3.8	
Transit { Inwards.....	315.0.6.0	315.0.6.0	554.9.7.9	554.9.7.9	519.5.3.0	519.5.3.0
{ Outwards.....	...		...		...	
Opium { Foreign Flags.....	...	6,016.0.0.0	...	3,524.8.0.0	...	3,072.0.0.0
{ Native Flag..	6,016.0.0.0		3,524.8.0.0		3,072.0.0.0	
TOTAL COLLECTION	<i>Hk. Th</i> 24,699.6.3.3		<i>Hk. Th</i> 30,556.2.1.2		<i>Hk. Th</i> 24,012.9.6.8 †	
† No Drawbacks marked for cash payment during quarter, to be deducted from } total collection.....					<i>Hk. Th</i> Nil.	

\* Chinese registered Ships and Steamers; Chinese Lorchas and Pajicos holding Customs sailing letters; and Chinese Junks chartered by Foreigners.

I am, etc.,

J. M. MOORHEAD,

Acting Commissioner of Customs.

To the

INSPECTOR GENERAL OF CUSTOMS.

(Received 18th October 1904.)

CUSTOM HOUSE,  
FOOCHOW, 15TH OCTOBER 1904.

SIR,

I.—In conformity with the instructions contained in your Circulars Nos. 21 of 1869, 14 of 1872, and 6 of 1875, I now transmit to the Statistical Department at Shanghai, for publication, the statistics of the trade of this port for the third quarter of the year 1904.

II. TONNAGE.—The number, tonnage, and movements of vessels, entered and cleared during the quarter, are set forth in the following Table:—

ENTERED.	JULY.		AUGUST.		SEPTEMBER.		TOTAL.	
	No.	TONS.	No.	TONS.	No.	TONS.	No.	TONS.
1. Foreign Ocean-going Steamers.....	41	64,763	32	39,892	27	34,435	100	139,090
2. " Steam-launches.....	...	...	...	...	...	...	...	...
3. " Sailing Vessels.....	8	441	2	190	10	875	20*	1,506
4. Chinese-owned Vessels of Foreign type:—Ocean-going Steamers.....	6	3,659	7	5,568	7	6,532	20	15,759
Steam-launches.....	...	...	...	...	...	...	...	...
Sailing Vessels.....	...	...	...	...	...	...	...	...
5. Native Craft.....	...	...	...	...	...	...	...	...
Total.....	55	68,863	41	45,650	44	41,842	140	156,355
Same Quarter, 1903.....	68	62,101	44	52,324	49	37,233	161	151,658
CLEARED.	JULY.		AUGUST.		SEPTEMBER.		TOTAL.	
	No.	TONS.	No.	TONS.	No.	TONS.	No.	TONS.
1. Foreign Ocean-going Steamers.....	42	68,066	29	35,133	28	34,786	99	137,985
2. " Steam-launches.....	...	...	...	...	...	...	...	...
3. " Sailing Vessels.....	5	146	4	221	9	1,111	18†	1,478
4. Chinese-owned Vessels of Foreign type:—Ocean-going Steamers.....	7	4,496	6	5,547	8	6,553	21	16,596
Steam-launches.....	...	...	...	...	...	...	...	...
Sailing Vessels.....	...	...	...	...	...	...	...	...
5. Native Craft.....	...	...	...	...	...	...	...	...
Total.....	54	72,708	39	40,901	45	42,450	138	156,059
Same Quarter, 1903.....	64	62,764	48	50,991	47	37,282	159	151,037
Of Sailing Vessels entered— 20 were from Foreign Ports.	Of Steamers entered— 86 were from Ports in China. 33 " " Foreign Ports. 1 was " the Harbour.		Of Sailing Vessels cleared— 1 was for Ports in China. 17 were " Foreign Ports.		Of Steamers cleared— 63 were for Ports in China. 56 " " Foreign Ports. 1 was " the Harbour.			
20 Entered.	120 Entered.		18 Cleared. Remaining in Port..... 3		120 Cleared. Remaining in Port..... 2			

\* Including 19 Foreign-owned vessels of Chinese type.

† " " " " " "

III. IMPORTS.—The principal articles of Import from Foreign Countries and Chinese Ports, during the quarter, as compared with the same period of previous years, have been as follows:—

DESCRIPTION OF GOODS.	1901.	1902.	1903.	1904.
<b>OPIMUM.</b>				
Benares..... <i>Piculs</i>	94.67	94.34	113.29	110.62
Malwa..... "	332.81	272.92	350.90	383.06
Patna..... "	210.43	253.85	217.38	173.22
Persian..... "	86.22	405.04	441.52	372.54
Native..... "	230.74	223.35	95.70	142.14
<b>COTTON GOODS.</b>				
Shirtings, Grey, English..... <i>Pieces</i>	11,475	14,772	11,566	13,159
"    White, Plain..... "	3,389	2,133	4,066	3,918
Drills, American..... "	3,407	1,582	2,128	1,094
"    English..... "				
T-Cloths, English..... "	34,102	18,989	25,991	26,233
Cambries, Lawns, and Muslins..... "	3,148	3,476	1,997	3,903
Chintzes and Plain Cotton Prints..... "	874	1,757	1,343	3,046
Turkey Red Cottons..... "	2,008	655	1,152	3,381
Dyed Cotton Italians, Plain and Figured..... "	2,046	2,164	2,549	7,366
"    Shirtings and Sheetings, Plain..... "	1,731	1,692	1,026	838
"    "    Hongkong..... "				
"    Cotton Cuts..... <i>Yards</i>				
Velvets and Velveteens..... "	12,750	10,098	10,988	18,029
Handkerchiefs..... <i>Dozens</i>	3,252	3,607	1,652	2,847
Towels..... "	1,809	2,490	3,524	4,349
Cotton Yarn, Indian..... <i>Piculs</i>	5,333	8,698	8,655	8,403
"    "    Japanese..... "	1,665	185	69	906
<b>WOOLLEN GOODS.</b>				
Blankets and Rugs..... <i>Pounds</i>	7,035	3,948	12,112	6,358
Camlets, English..... <i>Pieces</i>	318	404	300	430
Cloth, Broad, Medium, and Habit..... <i>Yards</i>	11,625	4,000	2,551	4,190
Lastings..... <i>Pieces</i>	254	164	140	103
Long Ells..... "	61	136	108	149
Spanish Stripes..... <i>Yards</i>	6,240	10,050	4,526	6,457
<b>METALS.</b>				
Copper, Sheets and Plates..... <i>Piculs</i>	7	104	1,687	3,511
Iron, Bars..... "	83	275	77	350
"    Nail-rod..... "				
"    Wire..... "				
"    Old..... "	409	306	146	42
Lead, in Pigs and Bars..... "	3,105	1,651	3,083	1,591
Quicksilver..... "	1,688	2,546	2,442	2,208
Steel..... "	20	19	10	27
"    "    "..... "	173	1,590	14,160	1,040
Tin, Slabs..... "	1,281	1,061	1,740	2,042
Tinned Plates..... "	223	1,323	1,667	1,418

## III. IMPORTS—Continued.

DESCRIPTION OF GOODS.	1901.	1902.	1903.	1904.
FOREIGN SUNDRIES.				
Bicho de Mar.....	<i>Piculs</i> 706	1,292	988	1,025
Buttons, Brass.....	<i>Gross</i> 11,200	12,600	4,057	1,405
Coal.....	<i>Tons</i> 5,274	2,556	966	978
Dyes, Aniline.....	<i>Value, Hk. Tk.</i> 9,623	10,030	8,182	7,573
Fish Skins.....	<i>Piculs</i> 629	689	699	1,722
Flour.....	" 6,752	8,557	5,271	6,336
Ginseng.....	<i>Catties</i> 4,000	5,600	7,700	7,261
Glass, Window.....	<i>Boxes</i> 2,050	427	845	743
Matches, Wood, Japan.....	<i>Gross</i> 54,750	51,200	80,150	97,850
Mats, Straw and Rush.....	<i>Pieces</i> 380	938	...	129,761
" Tea.....	" 350,900	654,350	339,340	320,550
Mussels, Dried.....	<i>Piculs</i> 830	856	715	1,150
Oil, Kerosene, American.....	<i>Gallons</i> ...	296,450	...	98,140
" " Sumatra.....	" 1,248,755	393,750	502,040	1,486,330
Rattans.....	<i>Piculs</i> 931	993	466	988
Sandalwood.....	" 1,261	1,641	797	1,903
Seaweed and Agar-agar.....	" 4,019	4,420	4,656	5,207
Sugar, Brown.....	" 1,552	3,928	512	464
" Candy.....	" 797	2,670	4,396	3,231
" Refined.....	" 5,055	11,935	7,017	2,843
" White.....	" 3,414	10,186	8,947	14,593
Umbrellas.....	<i>Pieces</i> 3,608	6,126	7,917	18,383
Chinese Cotton Goods.*				
Cotton Yarn.....	<i>Piculs</i> 121	262	...	192
NATIVE SUNDRIES.				
Beans.....	<i>Piculs</i> 22,574	9,061	19,137	19,378
Cloth, Native (Nankeens).....	" 412	230	314	415
Fans, Paper.....	<i>Pieces</i> 1,703	22,310	10,887	14,795
Flour, Potato.....	<i>Piculs</i> 453	1,582	1,659	2,700
Hemp.....	" 2,823	2,804	709	5,061
Indigo, Liquid.....	" 3,473	3,055	2,170	3,929
Lily Flowers, Dried.....	" 1,011	290	1,253	2,145
Medicines.....	<i>Value, Hk. Tk.</i> 25,050	28,856	22,834	18,685
Rice.....	<i>Piculs</i> 3,275	...	48,313	1,494
Silk, Raw, Yellow.....	" 99	133	126	149
" Piece Goods.....	" 82	105	101	107
Tea (for re-exportation, etc.).....	" 136	11	43	1,335
" Santuao (for re-exportation).....	" 13,022	23,514	31,436	32,641
" Dust, Santuao.....	" 399	1,088	6	...
" Leaf, and Unfired.....	" 2,363	3,501	3,690	4,567
Tobacco, Prepared.....	" 1,733	1,405	1,939	1,068
Wheat.....	" 18,211	26,450	43,571	38,488

\* Steam Factory products.

IV. EXPORTS.—The principal articles of Export to Foreign Countries and Chinese Ports, during the quarter, as compared with the same period of previous years, have been as follows:—

DESCRIPTION OF GOODS.	1901.	1902.	1903.	1904.
Bamboo Canes..... <i>Pieces</i>	91,270	22,926	93,460	28,555
" Shoots..... <i>Piculs</i>	28,058	40,696	44,719	34,125
" Split..... "	3,288	1,942	2,490	2,167
Camphor..... "	...	67	336	260
Feathers, Duck and Fowl..... "	199	163	204	327
Lampblack..... "	583	1,530	1,498	876
Lung-ngans, Dried..... "	3,515	3,096	1,576	2,118
Medicines..... <i>Value, Hk. Tk</i>	8,398	13,653	14,016	9,611
Oil, Camphor..... <i>Piculs</i>	...	...	161	203
Paper, 1st Quality..... "	1,544	3,409	3,348	3,791
" 2nd..... "	4,925	3,869	11,093	6,229
" Joss..... "	5,473	6,526	5,739	5,808
Plums, Dried and Salted..... "	1,424	1,769	993	1,204
Preserves..... "	363	592	338	400
Shoes and Boots, Silk and Cotton..... <i>Pairs</i>	4,561	3,489	1,524	1,560
Snuff..... <i>Piculs</i>	50	45	62	147
Tea, Black..... "	59,807	85,851	41,395	56,626
" Brick, Black..... "	7,428	2,984	8,258	4,228
" Dust, Leaf, and Stalk..... "	181	642	739	878
" Green..... "	1	940	4,691	2,955
Timber, Planks, Camphor-wood..... <i>Pieces</i>	878	1,346	1,419	2,075
" Soft-wood..... <i>Sq. feet</i>	136,239	142,981	91,725	82,739
Umbrellas, Paper (Kittysols)..... <i>Pieces</i>	62,523	110,989	81,412	106,146
Wood, Planks, for Kerosene Oil Cases, etc..... <i>Boxes</i>	19,950	28,546	113,739	122,054
" Poles..... <i>Piculs</i>	81,802	174,669	95,757	45,841

V. RE-EXPORTS.—The Re-exports of the principal Imports of Foreign and Native origin, during the quarter, as compared with the same period of previous years, have been as follows:—

DESCRIPTION OF GOODS.	1901.	1902.	1903.	1904.
OPIUM.				
Malwa..... <i>Piculs</i>	...	...	...	10.16
Persian..... "	2.28	2.09	8.85	5.18
COTTON GOODS.				
Shirtings, Grey, English..... <i>Pieces</i>	...	...	120	120
T-Cloths, English..... "	100	...	150	150
Cotton Yarn, Indian..... <i>Piculs</i>	...	...	...	12
WOOLLEN GOODS.				
Blankets and Rugs..... <i>Pounds</i>	...	...	...	333
METALS.				
Copper, Sheets and Plates..... <i>Piculs</i>	...	...	...	289
SUNDRIES.				
Dyes, Aniline..... <i>Value, Hk. Tk</i>	93	...	46	151
Hemp..... <i>Piculs</i>	...	109	36	295
Oil, Kerosene, Sumatra..... <i>Gallons</i>	10,900	300	...	3,380
Tea..... <i>Piculs</i>	3,413	4,893	3,200	5,455
" Santnao..... "	32,558	23,947	28,626	37,755
" Dust..... "	...	3,532	833	991

VI. INTERNAL TRANSIT.—The following Table gives a list of the principal Foreign Goods conveyed to, and Native Goods brought from, the Interior under Transit Passes, during the quarter, as compared with the same period of previous years:—

DESCRIPTION OF GOODS.	1901.	1902.	1903.	1904.
FOREIGN GOODS CONVEYED TO THE INTERIOR.				
COTTON GOODS.				
Shirtings, Grey, English..... <i>Pieces</i>	100	...	120	260
Drills, American..... "	360	...	75	149
" English..... "	...	90	30	46
T-Cloths, English..... "	885	70	110	610
Cotton Yarn, Indian..... <i>Piculs</i>	183	54	288	366
WOOLLEN GOODS.				
Camlets, English..... <i>Pieces</i>	...	...	10	55
Long Ells..... "	60	60	60	40
METALS.				
Lead, in Pigs and Bars..... <i>Piculs</i>	549	255	...	71
SUNDRIES.				
Cardamoms..... <i>Piculs</i>	39	20	16	12
Ginseng..... <i>Catties</i>	3,300	1,900	2,300	4,246
Matches, Wood, Japan..... <i>Gross</i>	2,400	7,950	20,450	24,350
Medicines..... <i>Value, Hk. Ta</i>	874	817	673	529
Oil, Kerosene, Sumatra..... <i>Gallons</i>	1,100	81,220	133,400	394,910
Raisins..... <i>Piculs</i>	25	9	39	48
Seaweed and Agar-agar..... "	...	940	1,452	1,615
Shell-fish (Cockles, etc.)..... "	6	74	279	454
Sugar, Brown..... "	...	2,343	125	350
" Candy..... "	659	289	488	418
" * White and Refined..... "	...	2,085	2,704	2,632
TRANSIT PASSES ISSUED..... <i>No.</i>	358	896	1,044	1,611
NATIVE GOODS BROUGHT FROM THE INTERIOR.				
Camphor..... <i>Piculs</i>	...	25	...	39
Oil, Camphor..... "	...	10	2	2
TRANSIT PASSES SURRENDERED..... <i>No.</i>	...	4	1	6

VII. OPIUM.—The following Table shows the quantity of all descriptions of Opium in Bond on the first day of the quarter, the Arrivals and Departures during the quarter, and the quantity left in Bond at the close of the quarter:—

—	BENARES.		MALWA.		PATNA.		PERSIAN.		TOTAL	BOILED.
	Chests.	Piculs.	Chests.	Piculs.	Chests.	Piculs.	Chests.	Piculs.	CRUDE.	
<b>A.—IN BOND on 1st July:—</b>										
1. Arrivals from Foreign Countries	9	10.94	67	69.68	21	25.83	63	69.93	176.38	...
2. " " Treaty Ports	...	...	...	...	...	...	...	...	...	...
<b>TOTAL A.: In Bond</b>	9	10.94	67	69.68	21	25.83	63	69.93	176.38	...
<b>B.—ARRIVALS during the quarter:—</b>										
1. From Hongkong	94	114.21	302	314.08	127	156.21	319½	354.65	939.15	...
2. " Macao	...	...	...	...	...	...	...	...	...	...
3. " other Foreign Countries	...	...	...	...	...	...	...	...	...	...
4. " Shanghai	...	...	16	16.64	...	...	...	...	16.64	...
5. " other Treaty Ports	...	...	...	...	...	...	...	...	...	...
<b>TOTAL B.: Arrivals</b>	94	114.21	318	330.72	127	156.21	319½	354.65	955.79	...
<b>TOTAL: A. In Bond plus B. Arrivals</b>	103	125.15	385	400.40	148	182.04	382½	424.58	1,132.17	...
<b>C.—DEPARTURES:—</b>										
1. Released, Duty and Likin paid:—										
(a.) From Ship direct under Landing Permit	...	...	...	...	...	...	...	...	...	...
(b.) From Bond	91	110.62	358	372.90	138	173.22	333	367.36	1,024.10	...
<b>TOTAL: Duty and Likin paid</b>	91	110.62	358	372.90	138	173.22	333	367.36	1,024.10	...
Deduct Re-export of Duty and Likin paid Opium	...	...	...	...	...	...	...	...	...	...
<b>NET TOTAL: 1</b>	91	110.62	358	372.90	138	173.22	333	367.36	1,024.10	...
2. Re-exported, Duty and Likin unpaid:—										
(a.) To Foreign Ports:										
From Bond	...	...	6	6.20	...	...	2	2.04	8.24	...
Direct Transhipment	...	...	...	...	...	...	...	...	...	...
(b.) To Treaty Ports:										
From Bond	...	...	4	3.96	...	...	3	3.14	7.10	...
Direct Transhipment	...	...	...	...	...	...	...	...	...	...
<b>TOTAL: Re-exported, Duty and Likin unpaid</b>	...	...	10	10.16	...	...	5	5.18	15.34	...
Add Re-export of Duty and Likin paid Opium to Foreign Ports	...	...	...	...	...	...	...	...	...	...
Add Re-export of Duty and Likin paid Opium to Treaty Ports	...	...	...	...	...	...	...	...	...	...
<b>TOTAL: Re-exports, 2</b>	...	...	10	10.16	...	...	5	5.18	15.34	...
<b>TOTAL C.: Departures, 1 and 2</b>	91	110.62	368	383.06	138	173.22	338	372.54	1,039.44	...
<b>D.—IN BOND on 30th September:—</b>										
(a.) Arrivals from Foreign Countries	12	14.58	17	17.68	10	12.30	44½	49.40	93.96	...
(b.) Arrivals from Treaty Ports	...	...	...	...	...	...	...	...	...	...
<b>TOTAL D.: In Bond</b>	12	14.58	17	17.68	10	12.30	44½	49.40	93.96	...



VIII SPECIAL TABLES.—The following Tables give separate statistics in connexion with the Passenger Traffic and the Import and Export of Treasure:—

## 1°. PASSENGER TRAFFIC.

PASSENGERS TO					PASSENGERS FROM			
SAILING VESSELS.		STEAMERS.			SAILING VESSELS.		STEAMERS.	
Foreigners.	Natives.	Foreigners.	Natives.		Foreigners.	Natives.	Foreigners.	Natives.
...	...	53	314		Hongkong.....	...	...	55
...	...	64	367	Shanghai.....	...	...	62	672
...	...	1	283	Swatow.....	...	...	...	112
...	...	12	786	Amoy.....	...	...	15	1,320
...	...	...	777	Chuanchow.....	...	...	...	807
...	...	...	267	Hinghua.....	...	...	...	227
...	...	1	1,041	Santua.....	...	...	3	1,261
...	...	131	4,035	TOTAL.....	...	...	135	4,650

## 2°. TREASURE.

COUNTRIES FROM WHICH IMPORTED AND TO WHICH EXPORTED.	IMPORTS.				EXPORTS.			
	GOLD.	SILVER.		COPPER CASH.	GOLD.	SILVER.		COPPER COINS.
		In Sycee.	In Dollars.			In Sycee.	In Dollars.	
<b>I. FOREIGN COUNTRIES.</b>	<i>Hk. Tk.</i>	<i>Hk. Tk.</i>	<i>Hk. Tk.</i>	<i>Hk. Tk.</i>	<i>Hk. Tk.</i>	<i>Hk. Tk.</i>	<i>Hk. Tk.</i>	
Hongkong.....	...	...	...	...	...	51,350	...	
<b>TOTAL: I. FOREIGN COUNTRIES</b>	...	...	...	...	...	51,350	...	
<b>2. CHINA.</b>								
Shanghai.....	16,350	4,971	114,414	...	...	391,583	197,640	
Amoy.....	...	...	58,045	...	...	286,390	...	
Swatow.....	...	...	19,063	...	...	...	...	
Santua.....	...	...	2,600	168	...	...	...	
<b>TOTAL: 2. CHINA</b>	16,350	4,971	194,122	168	...	677,973	197,640	
<b>TOTAL: I and 2. FOREIGN COUNTRIES AND CHINA.....</b>	16,350	4,971	194,122	168	...	729,323	197,640	
<b>GRAND TOTAL.....</b>	16,350	...	199,093	168	...	729,323	197,640	

IX. REVENUE.—The following Table shows the Dues and Duties (Foreign flags, Native flag,\* and Transit) collected during the quarter, as compared with the corresponding period of previous years :—

	1902.		1903.		1904.	
	Foreign.	Native.	Foreign.	Native.	Foreign.	Native.
	<i>Hk.Tam.c.c.</i>	<i>Hk.Tam.c.c.</i>	<i>Hk.Tam.c.c.</i>	<i>Hk.Tam.c.c.</i>	<i>Hk.Tam.c.c.</i>	<i>Hk.Tam.c.c.</i>
Import Duty.....	38,656.3.6.9	611.4.1.3	38,555.5.7.7	530.0.5.9	45,261.7.9.2	775.5.6.1
Export „.....	97,874.3.6.4	40,160.7.2.7	59,048.7.4.8	43,562.6.1.2	66,148.6.3.8	39,552.5.1.7
Coast Trade Duty.....	498.2.2.6	7,343.7.5.1	1,566.1.1.4	7,929.3.8.6	1,303.5.3.5	9,026.7.4.8
Opium Duty.....	30,380.9.2.5	373.1.2.6	30,920.0.2.5	2,513.1.4.5	30,352.8.0.0	370.2.0.0
Tonnage Dues.....	1,148.4.0.0	6.3.0.0	2,568.7.0.0	451.4.0.0	2,583.7.0.0	423.2.0.0
<i>Hk.Th</i>	168,558.2.8.4	48,495.3.1.7	132,659.1.6.4	54,986.6.0.2	145,650.4.6.5	50,148.2.2.6
Foreign and Native.....	217,053.6.0.1		187,645.7.6.6		195,798.6.9.1	
Transit Dues {	1,338.1.5.2	1,355.6.5.2	1,787.6.6.8	1,788.5.4.6	2,886.5.1.7	2,903.3.0.4
Inwards.....	17.5.0.0		0.8.7.8		16.7.8.7	
Outwards.....						
Opium {	81,015.8.0.0	81,924.8.0.0	82,453.4.0.0	89,139.0.0.0	80,940.8.0.0	81,928.0.0.0
Foreign Flags	909.0.0.0		6,685.6.0.0		987.2.0.0	
Native Flag...						
TOTAL COLLECTION	<i>Hk.Th</i> 300,334.0.5.3		<i>Hk.Th</i> 278,573.3.1.2		<i>Hk.Th</i> 280,629.9.9.†	
† No Drawbacks marked for cash payment during quarter, to be deducted from } total collection.....}					<i>Hk.Th</i>	<i>Nil.</i>

\* Chinese registered Ships and Steamers; Chinese Lorchas and Papiros holding Customs sailing letters; and Chinese Junks chartered by Foreigners.

I am, etc.,

E. B. DREW,

Commissioner of Customs.

To the

INSPECTOR GENERAL OF CUSTOMS.

(Received 17th October 1904.)

**CUSTOM HOUSE,  
AMOY, 8TH OCTOBER 1904.**

SIR,

I.—In conformity with the instructions contained in your Circulars Nos. 21 of 1869, 14 of 1872, and 6 of 1875, I now transmit to the Statistical Department at Shanghai, for publication, the statistics of the trade of this port for the third quarter of the year 1904.

II. TONNAGE.—a. The number, tonnage, and movements of vessels, entered and cleared during the quarter, are set forth in the following Table:—

ENTERED.	JULY.		AUGUST.		SEPTEMBER.		TOTAL.		
	No.	Tons.	No.	Tons.	No.	Tons.	No.	Tons.	
1. Foreign Ocean-going Steamers .....	78	100,898	75	92,573	59	77,200	212	270,671	
2. " Steam-launches .....	...	...	...	...	1	94	1	94	
3. " Sailing Vessels .....	...	...	4	90	2	56	6	146	
4. Chinese-owned Vessels of Foreign type:—Ocean-going Steamers.....	4	3,546	7	7,337	4	4,026	15	14,909	
Steam-launches.....	...	...	...	...	1	94	1	94	
5. Native Craft.....	...	...	...	...	...	...	...	...	
Total.....	82	104,444	86	100,000	67	81,470	235	285,914	
Same Quarter, 1903.....	77	94,170	83	94,205	77	87,476	237	275,851	
CLEARED.	JULY.		AUGUST.		SEPTEMBER.		TOTAL.		
	No.	Tons.	No.	Tons.	No.	Tons.	No.	Tons.	
1. Foreign Ocean-going Steamers .....	75	101,534	77	94,347	61	77,107	213	272,988	
2. " Steam-launches .....	...	...	...	...	1	94	1	94	
3. " Sailing Vessels .....	2	59	3	91	3	71	8	221	
4. Chinese-owned Vessels of Foreign type:—Ocean-going Steamers.....	5	4,377	5	5,074	6	6,289	16	15,740	
Steam-launches.....	...	...	...	...	1	94	1	94	
5. Native Craft.....	...	...	...	...	...	...	...	...	
Total.....	82	105,970	85	99,512	72	83,655	239	289,137	
Same Quarter, 1903.....	83	99,110	75	85,168	81	92,593	239	276,871	
Of Sailing Vessels entered— 6 were from Foreign Ports.	Of Steamers entered— 141 were from Ports in China. 85 " " Foreign Ports. 1 was " change of Flag. 2 were in distress.	Of Sailing Vessels cleared— 8 were for Foreign Ports.	Of Steamers cleared— 150 were for Ports in China. 80 " " Foreign Ports. 1 was " change of Flag.	6 Entered.	229 Entered.	8 Cleared.	231 Cleared.	Remaining in Port..... 2	Remaining in Port..... 8

## b. INLAND WATERS STEAM NAVIGATION.

FLAG.	ENTERED.							
	JULY.		AUGUST.		SEPTEMBER.		TOTAL.	
	No.	Tons.	No.	Tons.	No.	Tons.	No.	Tons.
British.....	206	5,907	235	10,961	252	10,919	693	27,787
Spanish.....	14	441	10	320	47	407	71	1,168
Japanese.....	59	1,170	73	1,486	13	1,354	145	4,010
Chinese.....	48	1,867	46	1,475	68	1,217	162	4,559
<b>TOTAL.....</b>	<b>327</b>	<b>9,385</b>	<b>364</b>	<b>14,242</b>	<b>380</b>	<b>13,897</b>	<b>1,071</b>	<b>37,524</b>
	CLEARED.							
British.....	206	6,621	238	10,488	250	10,835	694	27,944
Spanish.....	14	441	10	320	46	412	70	1,173
Japanese.....	63	1,252	70	1,416	13	1,300	146	3,968
Chinese.....	49	1,887	45	1,277	65	943	159	4,107
<b>TOTAL.....</b>	<b>332</b>	<b>10,201</b>	<b>363</b>	<b>13,501</b>	<b>374</b>	<b>13,490</b>	<b>1,069</b>	<b>37,192</b>

III. IMPORTS.—The principal articles of Import from Foreign Countries and Chinese Ports, during the quarter, as compared with the same period of previous years, have been as follows:—

DESCRIPTION OF GOODS.	1901.	1902.	1903.	1904.
<b>OPIUM.</b>				
Benares.....	<i>Piculs</i> 607.14	683.68	585.68	516.72
Malwa.....	23.90	25.57	10.22	14.35
Patna.....	2.44	17.44	37.07	7.51
Persian.....	20.72	285.85	410.81	373.16
Boiled.....	2.53*	...	...	0.02
Native.....	370.79	227.01	90.59	344.23
<b>COTTON GOODS.</b>				
Shirtings, Grey, English.....	<i>Pieces</i> 8,844	9,970	6,690	7,640
"    White, Plain.....	16,570	11,269	16,375	12,263
Drills, American.....	559	185	191	78
"    English.....	22,155	18,770	40	30
T-Cloths, English.....	22,155	18,770	16,040	13,810
"    Japanese.....	22,155	18,770	2,820	1,240
Dyed Shirtings, Figured, Brocaded, and Spotted.....	2,511	5,440	2,310	2,253
"    Plain.....	1,802	1,443	1,211	803
Turkey Red Shirtings.....	1,119	1,785	1,620	1,437
Cotton Yarn, Hongkong.....	...	246	516	90
"    Indian.....	14,092	14,256	12,308	12,623
"    Japanese.....	903	824	...	75

\* Adulterated.

## III. IMPORTS—Continued.

DESCRIPTION OF GOODS.	1901.	1902.	1903.	1904.
<i>Chinese Cotton Goods.*</i>				
Cotton Yarn, Shanghai..... <i>Piculs</i>	90	30	6	...
" " Ningpo..... "	24	15	...	30
WOOLLEN GOODS.				
Camlets..... <i>Pieces</i>	889	738	597	998
Lastings..... "	151	214	190	155
Spanish Stripes..... { <i>Yards</i>	214	230	...	...
	...	...	4,609	4,817
METALS.				
Iron and Mild Steel, Nail-rod..... <i>Piculs</i>	564	182	163	108
" " " Sheets and Plates..... "	57	26	1,173	92
" " " Old..... "	820	1,292	209	989
Lead, in Pigs and Bars..... "	609	176	127	79
Quicksilver..... "	63	60	69	55
Tin, Slabs..... "	1,804	1,546	2,477	1,133
FOREIGN SUNDRIES.				
Beans..... <i>Piculs</i>	53	1,078	319	1,072
Bicho de Mar..... "	1,550	2,212	2,161	2,223
Cotton, Raw..... "	421	88	101	25
Flour..... "	45,486	33,080	26,838	26,062
Mangrove Bark..... "	1,601	479	2,138	6,025
Mats, Tea..... <i>Pieces</i>	351,260	376,167	369,400	366,600
Morphia..... <i>Ounces</i>	1,513	3,206	...	...
Oil, Kerosene, American..... <i>Gallons</i>	99,455	258,150	298,685	425,050
" " " Borneo, in bulk..... "	...	135,760	152,600	...
" " " Burma..... "	...	...	...	15,000
" " " Russian, in bulk..... "	491,060	...	...	...
" " " Sumatra, "..... "	425,720	259,440	480,165	846,550
Oil-nuts..... <i>Piculs</i>	154	3	4,577	3,720
Rattans..... "	464	473	327	268
Rice..... "	44,453	386,443	45,426	68,255
Sandalwood..... "	459	334	755	248
Sapanwood..... "	373	68	657	50
Tea, Formosa..... "	68,349	58,459	50,399	45,387
NATIVE SUNDRIES.				
Beancake..... <i>Piculs</i>	111,626	137,278	333,413	226,626
Beans and Peas..... "	214,436	194,986	212,511	137,424
China-root..... "	7	7	10	7
Cotton, Raw..... "	90	13	151	645
Fungus..... "	299	164	179	160
Hemp..... "	387	290	214	404
Lily Flowers, Dried..... "	50	200	1,736	2,060
Manure-cake..... "	62	...	1,448	209
Medicines..... <i>Value, Hk. Tls</i>	8,853	11,700	5,622	9,488
Nankeens..... <i>Piculs</i>	65	111	58	61
Rice..... "	1,368	3,634	66,876	11,867
Sanshu..... "	1,118	3,251	2,258	67
Seed, Sesamum..... "	251	788	778	267
Silk Piece Goods..... "	25	16	18	47
Tea, Black..... "	1,061	886	1,499	1,240
" " " Green..... "	3	...	...	...
Tobacco, Leaf..... "	2,912	5,279	2,646	2,142
Vermicelli..... "	2,632	2,425	2,244	2,967
Wheat..... "	60,515	71,080	30,772	36,942

\* Steam Factory products.

IV. EXPORTS.—The principal articles of Export (including Re-exports) to Foreign Countries and Chinese Ports, during the quarter, as compared with the same period of previous years, have been as follows:—

DESCRIPTION OF GOODS.	1901.	1902.	1903.	1904.
Bags, Hemp..... Pieces	20,100	92,550	17,400	28,000
China ware, Coarse..... Piculs	2,192	1,794	1,816	935
"    Fine..... "	2	26	...	...
Garlic..... "	4,769	4,546	3,845	4,007
Grasscloth, Fine..... "	31	50	16	2
Hemp Fibre..... "	490	914	449	272
"    Sacking..... Pieces	21,050	91,700	22,750	26,350
Ironware..... Piculs	1,106	1,525	2,387	1,174
Joss Sticks..... "	554	563	681	517
Lung-ngans, Dried..... "	2,858	3,050	1,548	2,007
Nankeens..... "	5	22	13	10
Opium, Native, Boiled..... "	...	...	...	0.89
Paper, 1st Quality..... "	2,514	6,783	8,694	9,583
"    2nd..... "	...	3,977	3,166	2,533
"    Joss..... "	8,753	70	...	...
Preserves..... "	861	1,023	923	846
Sugar, Brown..... "	26,564	42,549	28,525	8,140
"    Candy..... "	12,922	11,628	10,985	12,049
"    White..... "	2,955	3,272	2,770	1,682
Tea, Black..... "	6,420	1,940	1,956	1,326
Tobacco, Leaf..... "	...	2,904	853	1,390
"    Prepared..... "	2,497	1,546	1,303	2,824
Umbrellas, Paper (Kittysols)..... Pieces	109,180	80,278	42,940	58,140
Vermicelli..... Piculs	2,125	2,475	2,364	2,839

V. RE-EXPORTS.—The Re-exports to Chinese Ports of the principal Imports of Foreign and Native origin, during the quarter, as compared with the same period of previous years, have been as follows:—

DESCRIPTION OF GOODS.	1901.	1902.	1903.	1904.
OPIMUM.				
Persian..... Piculs	3.13	...	...	1.05
METALS.				
Tin, Slabs..... Piculs	490	117	240	283
FOREIGN SUNDRIES.				
Tea, Formosa..... Piculs	330	29	199	51

VI. INTERNAL TRANSIT.—The following Table gives a list of the principal Foreign Goods conveyed to, and Native Goods brought from, the Interior under Transit Passes, during the quarter, as compared with the same period of previous years:—

DESCRIPTION OF GOODS.	1901.	1902.	1903.	1904.
<b>FOREIGN GOODS CONVEYED TO THE INTERIOR.</b>				
<b>COTTON GOODS.</b>				
Shirtings, Grey, English..... Pieces	160	280	30	947
"    White, Plain..... " "	450	165	185	206
T-Cloths, English..... " "	1,125	1,046	75	1,870
Cambrics, Lawns, and Muslins, White... " "	350	...	150	100
Chintzes and Furnitures..... " "	14	4	...	290
Cotton Italians, Plain and Figured..... " "	5	...	...	169
Dyed Shirtings, Brocaded and Spotted... " "	37	265	...	70
"    Plain..... " "	10	38	...	97
Turkey Red Shirtings..... " "	...	53	...	35
Japanese Cotton Cloth..... " "	1,032	1,074	...	...
Cotton Yarn, Hongkong..... Piculs	...	15	33	66
"    "    Indian..... " "	4,170	5,130	2,406	3,597
<i>Chinese Cotton Goods.*</i>				
Cotton Yarn, Shanghai..... Piculs	226	51	11	44
"    "    Ningpo..... " "	24	15	...	...
<b>WOOLLEN GOODS.</b>				
Camlets, English..... Pieces	82	26	40	116
Spanish Stripes, Imitation..... " "	1	...	...	...
<b>METALS.</b>				
Brass and Yellow Metal, Sheets..... Piculs	7	...	1	...
Iron, Nail-rod..... " "	32	17	...	18
"    Nails..... " "	92	121	...	...
"    Wire..... " "	7	4	50	178
"    Sheets and Plates..... " "	17	12	2	2
"    Wire..... " "	233	105	30	43
"    Old..... " "	248	74	211	12
Lead, in Pigs and Bars..... " "	57	...	...	137
Quicksilver..... " "	34	23	56	...
Steel..... " "	...	...	...	34
<b>SUNDRIES.</b>				
Bicho de Mar, White..... Piculs	711	1,037	753	1,020
Borax..... " "	5	1	4	3
China-root..... " "	25	79	17	...
Cloves..... " "	11	...	...	4
Cotton, Raw, Indian..... " "	188	24	29	...
Fish, Dried..... " "	498	643	1,572	2,895
"    Salt..... " "	3,315	2,835	467	2,898
Flour..... " "	7,048	5,961	6,248	4,214
Ginseng, American, Clarified..... " "	7	1	...	...

\* Steam Factory products.

## VI. INTERNAL TRANSIT—Continued.

DESCRIPTION OF GOODS.	1901.	1902.	1903.	1904.
Glass, Window..... <i>Boxes</i>	135	182	155	129
Lily Flowers, Dried..... <i>Piculs</i>	569	471	1,028	1,860
Mangrove Bark..... "	1,234	796	1,189	3,343
Matches, Wood, Japan..... <i>Gross</i>	45,950	42,630	32,190	54,000
Medicines..... <i>Value, Hk. Tk</i>	1,054	743	243	1,949
Mussels, Dried..... <i>Piculs</i>	3,954	1,875	1,633	1,607
Oil, Kerosene, American..... <i>Gallons</i>	8,500	17,500	19,120	32,400
" " Burma..... "	...	...	...	4,500
" " Russian..... "	13,000	...	...	...
" " imported in bulk..... "	193,610	...	...	...
" " Borneo, " "..... "	...	110,670	65,745	268,350
" " Sumatra, " "..... "	246,480	207,860	315,470	517,390
" Wood..... <i>Piculs</i>	21	...	...	14
Prawns and Shrimps, Dried..... "	657	853	697	797
Rattans..... "	154	189	166	105
Sago..... "	82	308	265	14
Sandalwood..... "	278	112	341	67
Sapanwood..... "	207	...	440	136
Shell-fish..... "	182	264	301	1,295
Sinews, Cow and Deer..... "	589	449	399	827
Sugar, Brown..... "	...	114	89	...
" Candy..... "	...	22	42	...
" Refined..... "	60	443	215	141
" White..... "	...	1,389	380	1,118
Tallow, Refuse..... "	659	531	429	419
Tobacco, Leaf..... "	159	319	...	...
Varnish..... "	35	45	63	45
Wood, Fragrant..... "	25	18	17	...
" Laka..... "	37	4	12	21
TRANSIT PASSES ISSUED..... <i>No.</i>	1,273	1,100	1,048	1,313
—				
NATIVE GOODS BROUGHT FROM THE INTERIOR.				
Bags, Hemp..... <i>Pieces</i>	1,200	67,900	4,100	29,850
Camphor..... <i>Piculs</i>	...	80	34	24
Hemp Sacking..... <i>Pieces</i>	16,700	89,850	13,450	6,250
Iron Pans..... <i>Piculs</i>	95	194	254	63
Lichees, Dried..... "	3,594	3,304	1,448	...
Lang-ngams, Dried..... "	1,344	2,001	642	37
Paper, 1st Quality..... "	...	274	1,028	1,073
" 2nd..... "	1,111	110	111	270
Preserves..... "	91	154	76	28
Seed, Flower..... "	1,127	426	1,178	48
Sugar, Brown..... "	11,205	26,595	19,894	9,403
" Candy..... "	2,659	5,508	5,143	4,080
" White..... "	992	1,843	1,819	819
Tea, Black..... "	...	...	154	...
Tobacco, Leaf..... "	391	732	693	355
" Prepared..... "	...	...	215	1,330
Vermilion..... "	...	8	11	14
TRANSIT PASSES SURRENDERED... <i>No.</i>	106	151	133	57



VII. OPIUM.—The following Table shows the quantity of all descriptions of Opium in Bond on the first day of the quarter, the Arrivals and Departures during the quarter, and the quantity left in Bond at the close of the quarter:—

	BENARES.		MALWA.		PATNA.		PERSIAN.		TOTAL CRUDE.	BOILED.
	Chts.	Piculs.	Chts.	Piculs.	Chts.	Piculs.	Chts.	Piculs.	Piculs.	Piculs.
<b>A.—IN BOND on 1st July:—</b>										
1. Arrivals from Foreign Countries	15	18	...	...	...	...	92	95.66	113.66	...
2. " " Treaty Ports	...	...	...	...	...	...	3	3.14	3.14	...
<b>TOTAL A.: In Bond</b>	<b>15</b>	<b>18</b>	<b>...</b>	<b>...</b>	<b>...</b>	<b>...</b>	<b>95</b>	<b>98.80</b>	<b>116.80</b>	<b>...</b>
<b>B.—ARRIVALS during the quarter:—</b>										
1. From Hongkong	383	465.05	14	14.35	6	7.51	365	381.46	868.37	...
2. " Macao	...	...	...	...	...	...	...	...	...	...
3. " other Foreign Countries	43	51.67	...	...	...	...	...	...	51.67	...
4. " Shanghai	2	2.40	...	...	...	...	...	...	2.40	0.02*
5. " other Treaty Ports	...	...	...	...	...	...	3	3.14	3.14	...
<b>TOTAL B.: Arrivals</b>	<b>428</b>	<b>519.12</b>	<b>14</b>	<b>14.35</b>	<b>6</b>	<b>7.51</b>	<b>368</b>	<b>384.60</b>	<b>925.58</b>	<b>0.02*</b>
<b>TOTAL: A. In Bond plus B. Arrivals</b>	<b>443</b>	<b>537.12</b>	<b>14</b>	<b>14.35</b>	<b>6</b>	<b>7.51</b>	<b>463</b>	<b>483.40</b>	<b>1,042.38</b>	<b>0.02*</b>
<b>C.—DEPARTURES:—</b>										
<b>1. Released, Duty and Likin paid:—</b>										
<b>(a.) From Ship direct under Landing Permit</b>										
	64	77.64	8	8.19	2	2.52	47	49.21	137.56	0.02*
<b>(b.) From Bond</b>	<b>362</b>	<b>439.08</b>	<b>6</b>	<b>6.16</b>	<b>4</b>	<b>4.99</b>	<b>302</b>	<b>315.63</b>	<b>765.86</b>	<b>...</b>
<b>TOTAL: Duty and Likin paid Deduct Re-export of Duty and Likin paid Opium</b>	<b>426</b>	<b>516.72</b>	<b>14</b>	<b>14.35</b>	<b>6</b>	<b>7.51</b>	<b>349</b>	<b>364.84</b>	<b>903.42</b>	<b>0.02*</b>
<b>NET TOTAL: 1</b>	<b>426</b>	<b>516.72</b>	<b>14</b>	<b>14.35</b>	<b>6</b>	<b>7.51</b>	<b>349</b>	<b>364.84</b>	<b>903.42</b>	<b>0.02*</b>
<b>2. Re-exported, Duty and Likin unpaid:—</b>										
<b>(a.) To Foreign Ports:</b>										
From Bond	...	...	...	...	...	...	7	7.28	7.28	...
Direct Transhipment	...	...	...	...	...	...	...	...	...	...
<b>(b.) To Treaty Ports:</b>										
From Bond	...	...	...	...	...	...	1	1.04	1.04	...
Direct Transhipment	...	...	...	...	...	...	...	...	...	...
<b>TOTAL: Re-exported, Duty and Likin unpaid</b>	<b>...</b>	<b>...</b>	<b>...</b>	<b>...</b>	<b>...</b>	<b>...</b>	<b>8</b>	<b>8.32</b>	<b>8.32</b>	<b>...</b>
Add Re-export of Duty and Likin paid Opium to Foreign Ports	...	...	...	...	...	...	...	...	...	...
Add Re-export of Duty and Likin paid Opium to Treaty Ports	...	...	...	...	...	...	...	...	...	...
<b>TOTAL: Re-exports, 2</b>	<b>...</b>	<b>...</b>	<b>...</b>	<b>...</b>	<b>...</b>	<b>...</b>	<b>8</b>	<b>8.32</b>	<b>8.32</b>	<b>...</b>
<b>TOTAL C.: Departures, 1 and 2</b>	<b>426</b>	<b>516.72</b>	<b>14</b>	<b>14.35</b>	<b>6</b>	<b>7.51</b>	<b>357</b>	<b>373.16</b>	<b>911.74</b>	<b>0.02*</b>
<b>D.—IN BOND on 30th September:—</b>										
(a.) Arrivals from Foreign Countries	17	20.40	...	...	...	...	102	106.04	126.44	...
(b.) Arrivals from Treaty Ports	...	...	...	...	...	...	4	4.20	4.20	...
<b>TOTAL D.: In Bond</b>	<b>17</b>	<b>20.40</b>	<b>...</b>	<b>...</b>	<b>...</b>	<b>...</b>	<b>106</b>	<b>110.24</b>	<b>130.64</b>	<b>...</b>

\* A seizure.

VIII. SPECIAL TABLES.—The following Tables give separate statistics in connexion with the Passenger Traffic and the Import and Export of Treasure:—

## 1. PASSENGER TRAFFIC.

PASSENGERS TO					PASSENGERS FROM			
SAILING VESSELS.		STREAMERS.			SAILING VESSELS.		STREAMERS.	
Foreigners.	Natives.	Foreigners.	Natives.		Foreigners.	Natives.	Foreigners.	Natives.
...	...	67	700		Formosan Ports .....	...	...	55
...	...	84	6,868	Coast Ports .....	...	...	73	5,823
...	...	46	1,340	Hongkong .....	...	...	100	4,964
...	...	...	8,889	Straits .....	...	...	...	5,700
...	...	...	4	Saigon .....	...	...	...	...
...	...	...	23	Manila .....	...	...	...	...
...	...	...	9	Other Ports .....	...	...	...	11
...	...	197	17,833	TOTAL .....	...	...	228	17,605

## 2. TREASURE.

COUNTRIES FROM WHICH IMPORTED AND TO WHICH EXPORTED.	IMPORTS.				EXPORTS.			
	GOLD.		SILVER.	COPPER CASH.	GOLD.		SILVER.	COPPER CASH.
	In Bars.	In Coin.	In Dollars.		In Bars.	In Coin.	In Dollars.	
<b>1. FOREIGN COUNTRIES.</b>	<i>Hk. 7/2</i>	<i>Hk. 7/2</i>	<i>Hk. 7/2</i>	<i>Hk. 7/2</i>	<i>Hk. 7/2</i>	<i>Hk. 7/2</i>	<i>Hk. 7/2</i>	<i>Hk. 7/2</i>
Straits Settlements .....	...	...	2,333	...	...	...	...	...
Hongkong .....	2,267	...	407,401	...	7,133	...	485,001	...
Tamsui .....	...	...	1,200	...	...	...	34,667	...
Tainan .....	...	...	3,733	...	...	...	...	...
<b>TOTAL: 1. FOREIGN COUNTRIES</b>	2,267	...	414,667	...	7,133	...	519,668	...
<b>2. CHINA.</b>								
Chefoo .....	...	...	...	...	...	...	...	7,410
Hankow .....	...	...	...	...	...	...	...	900
Kiukiang .....	...	...	...	...	...	...	...	500
Shanghai .....	...	...	1,076	...	...	...	2,133	2,960
Foochow .....	...	...	287,123	...	...	...	85,399	...
Swatow .....	...	...	174,333	...	...	...	...	...
<b>TOTAL: 2. CHINA</b>	...	...	462,532	...	...	...	87,532	11,770
<b>TOTAL: 1 and 2. FOREIGN COUNTRIES AND CHINA</b>	2,267	...	877,199	...	7,133	...	607,200	11,770
<b>GRAND TOTAL</b>	2,267	...	877,199	...	7,133	...	607,200	11,770

IX. REVENUE.—The following Table shows the Dues and Duties (Foreign flags, Native flag,\* and Transit) collected during the quarter, as compared with the corresponding period of previous years:—

	1902.		1903.		1904.	
	Foreign.	Native.	Foreign.	Native.	Foreign.	Native.
	<i>Hk. Tlm.c.c.</i>	<i>Hk. Tlm.c.c.</i>	<i>Hk. Tlm.c.c.</i>	<i>Hk. Tlm.c.c.</i>	<i>Hk. Tlm.c.c.</i>	<i>Hk. Tlm.c.c.</i>
Import Duty .....	62,174.4.3.4	77.1.5.0	57,762.1.2.2	47.6.3.9	60,854.6.2.6	307.1.0
Export „ .....	25,731.9.1.7	4,495.8.0.4	25,286.2.8.1	2,945.9.6.7	22,355.8.3.9	3,563.0.3.7
Coast Trade Duty .....	10,978.8.9.0	2,764.5.8.0	14,717.2.0.1	1,812.3.4.8	10,029.5.1.2	2,583.3.7.8
Opium Duty .....	30,050.7.9.1	84.8.7.5	30,751.8.0.0	...	27,208.6.5.0	0.9.0.0
Tonnage Dues .....	8,569.0.0.0	687.4.0.0	15,781.5.0.0	411.1.0.0	14,035.0.0.0	394.8.0.0
<i>Hk. Tlm.</i>	137,505.0.3.2	8,109.8.0.9	144,298.9.0.4	5,217.0.5.4	134,483.6.2.7	6,572.8.2.5
Foreign and Native.....	145,614.8.4.1		149,515.9.5.8		141,056.4.5.2	
Transit Dues { Inwards.....	6,589.1.4.5	} 10,347.5.5.7	5,418.0.1.0	} 8,688.2.1.5	8,646.1.6.9	} 10,673.2.4.1
{ Outwards .....	3,758.4.1.2		3,270.2.0.5		2,027.0.7.2	
Opium { Foreign Flags	80,004.4.0.0	} 80,004.4.0.0	82,004.8.0.0	} 82,004.8.0.0	72,273.2.0.0	} 72,275.6.0.0
Likin { Native Flag...	...		...		2.4.0.0	
TOTAL COLLECTION	<i>Hk. Tlm.</i> 235,966.7.9.8		<i>Hk. Tlm.</i> 240,208.9.7.3		<i>Hk. Tlm.</i> 224,005.2.9.3 †	
+ 2 Drawbacks marked for cash payment during quarter, to be deducted from } total collection.....					<i>Hk. Tlm.</i>	25.0.0.0

\* Chinese registered Ships and Steamers; Chinese Lorchas and Fajicos holding Customs sailing letters; and Chinese Junks chartered by Foreigners.

I am, etc.,

J. A. VAN AALST,

Commissioner of Customs.

To the

INSPECTOR GENERAL OF CUSTOMS.

(Received 17th October 1904.)

CUSTOM HOUSE,  
SWATOW, 10TH OCTOBER 1904.

SIR,

I.—In conformity with the instructions contained in your Circulars Nos. 21 of 1869, 14 of 1872, and 6 of 1875, I now transmit to the Statistical Department at Shanghai, for publication, the statistics of the trade of this port for the third quarter of the year 1904.

II. TONNAGE.—The number, tonnage, and movements of vessels, entered and cleared during the quarter, are set forth in the following Table:—

ENTERED.	JULY.		AUGUST.		SEPTEMBER.		TOTAL.	
	No.	Tons.	No.	Tons.	No.	Tons.	No.	Tons.
1. Foreign Ocean-going Steamers.....	96	101,509	103	112,132	89	94,723	288	308,364
2. " Steam-launches.....	...	...	...	...	...	...	...	...
3. " Sailing Vessels.....	...	...	...	...	...	...	...	...
4. Chinese-owned Vessels of Foreign type:—Ocean-going Steamers.....	3	3,094	8	6,646	1	1,124	12	10,864
Steam-launches.....	...	...	...	...	...	...	...	...
Sailing Vessels.....	...	...	...	...	...	...	...	...
5. Native Craft.....	...	...	...	...	...	...	...	...
Total .....	99	104,603	111	118,778	90	95,847	300	319,228
Same Quarter, 1903.....	119	131,482	125	132,823	116	127,207	360	391,512
CLEARED.	JULY.		AUGUST.		SEPTEMBER.		TOTAL.	
	No.	Tons.	No.	Tons.	No.	Tons.	No.	Tons.
1. Foreign Ocean-going Steamers.....	102	108,478	99	107,883	92	97,744	293	314,105
2. " Steam-launches.....	...	...	...	...	...	...	...	...
3. " Sailing Vessels.....	...	...	...	...	...	...	...	...
4. Chinese-owned Vessels of Foreign type:—Ocean-going Steamers.....	3	3,094	7	5,666	2	2,104	12	10,864
Steam-launches.....	...	...	...	...	...	...	...	...
Sailing Vessels.....	...	...	...	...	...	...	...	...
5. Native Craft.....	...	...	...	...	...	...	...	...
Total .....	105	111,572	106	113,549	94	99,848	305	324,969
Same Quarter, 1903.....	123	138,474	120	127,365	120	131,840	363	397,679
Of Sailing Vessels entered—	Of Steamers entered—		Of Sailing Vessels cleared—		Of Steamers cleared—			
Nil.	162 were from Ports in China. 138 " " Foreign Ports. 300 Entered.		Nil.		151 were for Ports in China. 154 " " Foreign Ports. 305 Cleared. Remaining in Port..... 1			



## III. IMPORTS—Continued.

DESCRIPTION OF GOODS.	1901.	1902.	1903.	1904.
Iron and Mild Steel, Old .....	<i>Piculs</i> 6,342	4,794	4,112	2,309
Lead, in Pigs and Bars .....	" 946	499	332	779
Tin, Slabs .....	" 2,727	2,510	2,865	3,298
Tinned Plates, Plain .....	" 3,801	2,954	3,107	2,260
FOREIGN SUNDRIES.				
Bicho de Mar .....	<i>Piculs</i> 877	824	641	767
Coal .....	<i>Tons</i> 12,304	11,948	21,520	18,089
Cotton, Raw .....	<i>Piculs</i> 2,408	1,695	1,859	334
Cuttle-fish .....	" 2,997	4,106	1,993	2,956
Dyes, Aniline .....	<i>Value, Hk. Th</i> 15,835	16,681	10,858	9,222
Fish, Dried and Salt .....	<i>Piculs</i> 4,116	2,823	471	829
Flour .....	" 26,681	27,521	20,075	20,985
Glue .....	" 2,070	967	866	591
Hemp .....	" 1,396	1,772	1,767	1,130
Matches, Japan .....	<i>Gross</i> 183,800	244,250	231,200	245,209
Medicines .....	<i>Value, Hk. Th</i> 40,867	33,729	34,707	42,398
Oil, Kerosene, American .....	<i>Gallons</i> 70,000	151,970	100,000	140,030
" " Sumatra .....	" 100,000	"	100,000	24,000
" " " in bulk .....	1,027,615	845,270	1,521,920	1,343,330
Rattans .....	<i>Piculs</i> 1,332	580	2,193	1,028
Rice .....	" 7,090	178,677	1,680	10,042
Sandalwood .....	" 800	1,391	534	1,150
Sugar, Refined .....	" 952	7,918	7,816	5,785
" White .....	" 97	7,055	4,199	3,388
Tobacco, Leaf .....	" 2,015	1,967	506	775
NATIVE SUNDRIES.				
Beanscake .....	<i>Piculs</i> 765,097	821,438	822,082	810,642
Beans, Black .....	" 14,375	10,392	13,114	9,594
" Green .....	" 31,602	37,892	31,000	30,988
" White and Yellow .....	" 273,679	318,479	177,007	220,959
" Miscellaneous .....	" 14,351	8,592	6,126	7,678
Cloth, Native (Nankeens) .....	" 822	769	596	773
Cotton, Raw .....	" 56	346	291	1,092
Fish, Dried and Salt .....	" 2,439	1,749	1,009	1,708
Fungus .....	" 1,567	915	770	307
Ground-nuts .....	" 1,623	2,929	2,596	441
Hemp .....	" 36,426	23,111	30,944	18,109
Lily Flowers, Dried .....	" 1,646	1,375	4,294	3,287
Medicines .....	<i>Value, Hk. Th</i> 44,172	31,806	27,144	24,515
Oil, Bean .....	<i>Piculs</i> 2,111	7,711	3,321	361
" Ground-nut .....	" 969	1,342	2,035	395
" Wood .....	" 1,662	1,285	1,390	1,348
Rice .....	" 64,073	498,009	391,982	536,912
Samsu .....	" 7,650	15,837	14,561	8,654
Seed, Sesamum .....	" 2,435	5,129	5,916	5,057
Silk Piece Goods .....	" 256	180	120	151
Tea, Black .....	" 3,206	4,545	5,555	6,179
Tobacco, Leaf .....	" 2,062	4,805	4,127	4,135
Vermicelli .....	" 7,653	7,861	5,894	4,436
Wheat .....	" 136,616	112,096	92,970	100,424

IV. EXPORTS.—The principal articles of Export to Foreign Countries and Chinese Ports, during the quarter, as compared with the same period of previous years, have been as follows:—

DESCRIPTION OF GOODS.	1901.	1902.	1903.	1904.
Bags, Gunny and Hemp.....	<i>Pieces</i> 448,338	818,000	611,296	856,565
Capoor Cutchery.....	<i>Piculs</i> 501	667	840	539
China ware, Coarse.....	7,210	7,022	8,983	5,347
Cloth, Native (Nankeens).....	1,487	1,328	1,744	1,196
Clothing, Cotton.....	753	929	678	631
Cuttle-fish.....	702	427	1,330	698
Eggs, Fresh.....	<i>Value, Hk. Ta</i> 53,828	53,899	69,331	63,378
Fans, Paper.....	165,040	198,218	217,920	260,930
Feathers, Duck, Fowl, etc.....	<i>Piculs</i> 604	1,333	556	918
Fire-crackers and Fireworks.....	1,312	1,471	1,748	1,723
Flour, Potato.....	9,440	4,125	11,710	10,187
"    Rice.....	3,511	3,384	4,935	4,153
Garlic.....	13,257	11,445	10,902	11,355
Grasscloth, Coarse.....	96	169	50	87
"    Fine.....	200	68	81	43
Ground-nuts.....	20,059	17,590	21,244	25,222
Hemp Skin.....	4,923	9,350	2,988	5,677
"    Twine and Thread.....	2,924	2,547	2,385	3,914
Indigo, Liquid.....	19,369	10,733	6,015	20,515
Iron Pans.....	1,755	2,568	2,917	2,796
Ironware.....	935	1,228	1,157	977
Joss Sticks.....	7,801	7,536	8,489	8,615
Molasses.....	6,070	4,493	7,710	3,717
Oil, Ground-nut.....	11,558	4,332	1,529	4,607
Oranges, Fresh.....	45	19	143	3
Paper, 1st Quality.....	8,503	8,507	7,035	9,915
"    2nd.....	12,761	10,811	12,898	19,908
"    Joss.....	16,051	15,701	14,878	15,930
Persimmons, Dried.....	594	1,181	807	886
Pottery, Earthenware.....	20,544	25,384	26,146	26,019
Preserves.....	2,848	5,825	2,223	2,258
Rice, Boiled and Dried.....	3,124	2,812	4,818	2,687
Samsu.....	1,621	1,685	2,228	2,524
Sugar, Brown.....	167,148	134,190	135,164	151,333
"    White.....	135,068	136,165	128,750	147,376
Tea, Black.....	1,117	1,443	1,850	1,152
"    Green.....	87	108	83	58
Tin-foil.....	793	677	514	957
Tobacco, Prepared.....	5,902	6,667	6,202	5,966
Vegetables, Dried and Salted.....	28,491	43,281	34,255	46,852
Vermicelli and Macaroni.....	4,059	3,595	4,195	3,198

V. RE-EXPORTS.—The Re-exports to Chinese Ports of the principal Imports of Foreign and Native origin, during the quarter, as compared with the same period of previous years, have been as follows:—

DESCRIPTION OF GOODS.	1901.	1902.	1903.	1904.
<b>OPIUM.</b>				
Native, Kiangsu..... <i>Piculs</i>	...	8.24	...	1.18
"    Szechwan..... "	1.18	55.26	1.15	4.17
"    Yunnan..... "	...	2.78	...	4.11
<b>FOREIGN SUNDRIES.</b>				
Canes, Malacca..... <i>Pieces</i>	...	5,200	11,200	6,100
Mats, Straw..... "	24,800	7,680	14,240	30,826
Mussels, Dried..... <i>Piculs</i>	...	...	...	7
Wax, Paraffin..... "	...	...	...	30
<b>NATIVE SUNDRIES.</b>				
Beans, White and Yellow..... <i>Piculs</i>	...	...	435	561
"    Miscellaneous..... "	...	1,321	...	114
Hemp..... "	...	53	57	307
Leather..... "	...	...	...	52
Lily Flowers, Dried..... "	...	...	...	34
Medicines..... <i>Value, Hk. Flk</i>	41	152	22	233
Prawn and Shrimp Skins..... <i>Piculs</i>	357	37	...	28
Samsu, Medicated..... "	...	46	...	3
Silk Piece Goods..... "	...	...	3	1
Tea, Black..... "	2	...	...	18
Tobacco, Leaf..... "	17	53	...	41
Vegetables, Dried and Salted..... "	7	...	...	5
Vernicelli and Macaroni..... "	...	348	...	231

VI. INTERNAL TRANSIT.—The following Table gives a list of the principal Foreign Goods conveyed to the Interior under Transit Passes, during the quarter, as compared with the same period of previous years:—

DESCRIPTION OF GOODS.	1901.	1902.	1903.	1904.
<b>SUNDRIES.</b>				
Cotton, Raw, Indian..... <i>Piculs</i>	214	294	182	7
TRANSIT PASSES ISSUED..... <i>No.</i>	6	9	8	1





VIII. SPECIAL TABLES.—The following Tables give separate statistics in connexion with the Passenger Traffic, the Export of Sugar to Chinese Ports, the Steam-launch Traffic, and the Import and Export of Treasure:—

## 1°. PASSENGER TRAFFIC.

PASSENGERS TO					PASSENGERS FROM			
SAILING VESSELS.		STEAMERS.			SAILING VESSELS.		STEAMERS.	
Foreigners.	Natives.	Foreigners.	Natives.		Foreigners.	Natives.	Foreigners.	Natives.
...	...	29	892		Coast Ports.....	...	...	49
...	...	66	3,489	Hongkong.....	...	...	65	17,944
...	...	...	563	Saigon.....	...	...	...	...
...	...	...	5,290	Bangkok.....	...	...	...	3,258
...	...	...	8,875	Straits.....	...	...	...	...
...	...	...	1,271	Sumatra.....	...	...	...	...
...	...	...	59	Sandakan.....	...	...	...	...
...	...	95	20,439	TOTAL.....	...	...	114	22,718

## 2°. SUGAR.

DESCRIPTION.	TIENTSIN.	CHEFOO.	HANKOW.	WUHU.	NANKING.	CHINKIANG.	SHANGHAI.	TOTAL.
	<i>Piculs.</i>	<i>Piculs.</i>	<i>Piculs.</i>	<i>Piculs.</i>	<i>Piculs.</i>	<i>Piculs.</i>	<i>Piculs.</i>	<i>Piculs.</i>
Brown.....	15,091	3,469	36,389	500	523	12,532	82,721	151,225
White.....	21,647	12,675	41,163	2,013	930	18,980	43,376	140,784
TOTAL.....	36,738	16,144	77,552	2,513	1,453	31,512	126,097	292,009

## 3°. STEAM-LAUNCH TRAFFIC.

	NO. OF TRIPS.	TONS.
Swatow to Chaoyang.....	587	8,243
" " Chiehyang.....	176	5,476
" " Tathowpoo.....	253	5,060
" " Cunphi.....	17	2,028
" " Kieshiwei.....	16	2,028
" " Suabue.....	17	2,028
" " Chiahna.....	31	3,402
" " Chiachiu.....	32	3,402
" " Tangjeng.....	31	3,402
Moikai to Chachowfoo.....	75	1,500
TOTAL.....	1,235	36,569

## 4. TREASURE.

COUNTRIES FROM WHICH IMPORTED AND TO WHICH EXPORTED.	• IMPORTS.				EXPORTS.				
	GOLD.		SILVER.		COPPER CASH.	GOLD.		SILVER.	COPPER CASH.
	In Bars.	In Dollars.	In Coin.	In Bars.		In Dollars.	In Coin.		
<b>1. FOREIGN COUNTRIES.</b>	<i>Hk. Tk.</i>	<i>Hk. Tk.</i>	<i>Hk. Tk.</i>	<i>Hk. Tk.</i>	<i>Hk. Tk.</i>	<i>Hk. Tk.</i>	<i>Hk. Tk.</i>	<i>Hk. Tk.</i>	
Straits Settlements.....	...	...	...	...	...	9,622	...	...	
Hongkong.....	...	33,316	...	70	...	712,990	6,022	...	
Formosa.....	...	1,735	...	...	...	...	...	...	
<b>TOTAL: 1. FOREIGN COUNTRIES</b>	...	35,051	...	70	...	722,612	6,022	...	
<b>2. CHINA.</b>									
Shanghai.....	...	...	...	...	...	54,393	...	...	
Foochow.....	...	...	...	...	...	18,556	...	...	
Amoy.....	...	...	...	...	...	106,233	17,673	...	
<b>TOTAL: 2. CHINA.....</b>	...	...	...	...	...	179,182	17,673	...	
<b>TOTAL: 1 and 2. FOREIGN COUNTRIES AND CHINA.....</b>	...	35,051	...	70	...	901,794	23,695	...	
<b>GRAND TOTAL.....</b>	...	35,051	...	70	...	925,489	...	...	

IX. REVENUE.—The following Table shows the Dues and Duties (Foreign flag,\* and Transit) collected during the quarter, as compared with the corresponding period of previous years:—

	1902.		1903.		1904.	
	Foreign.	Native.	Foreign.	Native.	Foreign.	Native.
	<i>Hk. Tk.m.c.c.</i>	<i>Hk. Tk.m.c.c.</i>	<i>Hk. Tk.m.c.c.</i>	<i>Hk. Tk.m.c.c.</i>	<i>Hk. Tk.m.c.c.</i>	<i>Hk. Tk.m.c.c.</i>
Import Duty .....	102,272.9.1.3	8.5.0.0	101,028.9.7.0	...	91,824.0.2.8	...
Export " .....	104,264.7.3.1	4,982.3.7.9	100,830.4.3.4	6,910.7.2.4	117,899.8.4.0	4,914.7.5.4
Coast Trade Duty .....	39,354.7.9.4	2,319.8.6.9	35,577.4.8.7	1,732.4.1.0	33,012.0.3.9	2,249.9.2.0
Opium Duty .....	38,674.1.8.2	...	47,782.5.6.1	46.6.0.6	38,376.6.0.0	...
Tonnage Dues .....	12,852.4.0.0	260.4.0.0	18,039.1.0.0	23.9.0.0	11,223.0.0.0	12.8.0.0
	<i>Hk. Tk.</i>					
	297,419.0.2.0	7,571.1.4.8	303,258.5.5.2	8,713.6.4.0	292,335.5.0.7	7,177.4.7.4
Foreign and Native .....	304,990.1.6.8		311,972.1.9.2		299,512.9.8.1	
Transit Dues {	Inwards .....	} 117.6.0.0	} 54.6.9.0	} 54.6.9.0	} 2.1.2.1	} 2.1.2.1
{	Outwards .....					
Opium Likin {	Foreign Flags	} 103,082.4.0.0	} 126,760.8.0.0	} 126,760.8.0.0	} 102,337.6.0.0	} 102,337.6.0.0
{	Native Flag...					
TOTAL COLLECTION	<i>Hk. Tk.</i>	408,190.1.6.8	<i>Hk. Tk.</i>	438,787.6.8.2	<i>Hk. Tk.</i>	401,852.7.0.2 †
† No Drawbacks marked for cash payment during quarter, to be deducted from total collection .....					<i>Hk. Tk.</i>	<i>Nil.</i>

\* Chinese registered Ships and Steamers; Chinese Lorcha and Pajicos holding Customs sailing letters; and Chinese Junks chartered by Foreigners.

I am, etc.,

FRANK SMITH,

*Acting Commissioner of Customs.*

To the

INSPECTOR GENERAL OF CUSTOMS.

(Received 21st October 1904.)

CUSTOM HOUSE,  
CANTON, 13TH OCTOBER 1904.

SIR,

I.—In conformity with the instructions contained in your Circulars Nos. 21 of 1869, 14 of 1872, and 6 of 1875, I now transmit to the Statistical Department at Shanghai, for publication, the statistics of the trade of this port for the third quarter of the year 1904.

II. TONNAGE.—The number, tonnage, and movements of vessels, entered and cleared during the quarter, are set forth in the following Table:—

ENTERED.	JULY.		AUGUST.		SEPTEMBER.		TOTAL.	
	No.	Tons.	No.	Tons.	No.	Tons.	No.	Tons.
1. Foreign Ocean-going Steamers.....	40	38,883	31	31,108	26	23,917	97	93,908
2. " River Steamers .....	210	202,386	176	177,292	175	174,154	561	553,832
3. " Steam-launches .....	13	619	12	518	15	716	40	1,853
4. " Sailing Vessels .....	22	2,727	17	2,038	26	3,255	65	8,020
5. Chinese-owned Vessels of Foreign type:—								
Ocean-going Steamers.....	6	7,598	6	8,540	6	8,215	18	24,353
River Steamers .....	13	7,579	11	6,413	13	7,579	37	21,571
Steam-launches .....	36	541	26	418	14	216	76	1,175
Sailing Vessels .....	2	400	1	200	...	...	3	600
Total .....	342	260,733	280	226,527	275	218,052	897	705,312
Same Quarter, 1903 .....	350	221,099	343	228,270	304	222,775	997	672,144
CLEARED.	JULY.		AUGUST.		SEPTEMBER.		TOTAL.	
	No.	Tons.	No.	Tons.	No.	Tons.	No.	Tons.
1. Foreign Ocean-going Steamers.....	38	36,638	32	32,175	26	23,764	96	92,577
2. " River Steamers .....	206	200,151	176	176,563	174	174,303	556	551,017
3. " Steam-launches .....	12	586	12	518	15	716	39	1,820
4. " Sailing Vessels .....	21	2,531	20	2,517	25	3,091	66	8,139
5. Chinese-owned Vessels of Foreign type:—								
Ocean-going Steamers.....	6	7,598	5	7,004	7	9,751	18	24,353
River Steamers .....	13	7,579	12	6,996	13	7,579	38	22,154
Steam-launches .....	36	541	25	397	14	216	75	1,154
Sailing Vessels .....	2	400	1	200	...	...	3	600
Total .....	334	256,024	283	226,370	274	219,420	891	701,814
Same Quarter, 1903 .....	352	223,891	336	221,532	309	229,117	997	674,540
Of Sailing Vessels entered—	Of Steamers entered—		Of Sailing Vessels cleared—		Of Steamers cleared—			
68 were from Foreign Ports.	167 were from Ports in China. 654 " " Foreign Ports. 6 " " Inland Office. 2 re-entered.		69 were from Foreign Ports.		141 were from Ports in China. 673 " " Foreign Ports. 8 " " Inland Office.			
68 Entered.	829 Entered.		69 Cleared.		822 Cleared.			
			Remaining in Port..... 5		Remaining in Port..... 15*			

\* Including 7 Steam-launches.

III. IMPORTS.—The principal articles of Import from Foreign Countries and Chinese Ports, during the quarter, as compared with the same period of previous years, have been as follows:—

DESCRIPTION OF GOODS.	1901.	1902.	1903.	1904.
<b>OPIMUM.</b>				
Benares..... <i>Piculs</i>	361.73	173.96	276.64	250.68
Malwa..... "	241.27	138.88	216.25	233.61
Patna..... "	1,505.66	1,301.36	1,918.98	1,835.53
Persian..... "	...	...	18.90	4.03
Boiled..... "	...	1.07	0.29	0.91
Native..... "	23.56	...	0.14	12.38
<b>COTTON GOODS.</b>				
Shirtings, Grey, Plain..... <i>Pieces</i>	27,614	23,476	37,348	38,589
"    White, "..... "	59,391	36,908	41,450	48,012
Damasks..... "	1,035	214	59	242
Drills, English..... "	2,321	4,108	5,137	5,101
T-Cloths..... "	8,879	7,016	12,082	12,636
Cambrics, Lawns, and Muslins..... "	12,555	3,008	1,351	2,233
Chintzes and Furnitures..... "	9,631	3,545	24,765	8,588
Cotton Lastings, Figured..... "	4,040	2,266	2,630	4,551
Dyed Shirtings, Brocaded and Spotted.. }	4,302	6,365	3,820	3,178
"    Plain..... "	1,886	1,507	...	...
Velvets and Velveteens..... {	9,969	3,903	63,024	92,950
<i>Yards</i>	259	183	...	...
Handkerchiefs..... <i>Dozens</i>	4,968	38,147	8,545	11,109
Cotton Yarn, English..... <i>Piculs</i>	3	...	...	...
"    Indian..... "	...	...	29,077	27,042
"    Japanese..... "	...	...	...	...
<b>WOOLLEN AND COTTON MIXTURES.</b>				
Alpacas, Lustres, and Orleans..... {	857	624	...	...
<i>Pieces</i>	...	...	15,489	92,464
<i>Yards</i>	443	109	...	...
Union and Poncho Cloth..... {	...	...	4,631	11,255
<i>Pieces</i>	...	...	...	...
<i>Yards</i>	...	...	...	...
<b>WOOLLEN GOODS.</b>				
Blankets..... {	950	671	...	...
<i>Pairs</i>	...	...	8,938	8,776
<i>Pounds</i>	1,839	1,450	1,820	1,703
Camlets, English..... <i>Pieces</i>	569	146	...	...
Cloth, Broad, Medium, and Habit..... {	...	...	2,946	5,187
<i>Yards</i>	9	...	...	...
Flannel..... {	...	...	67	144
<i>Pieces</i>	376	82	269	636
<i>Yards</i>	716	597	465	437
Lastings..... <i>Pieces</i>	1,171	327	...	...
Long Ells..... "	...	...	21,058	17,105
Spanish Stripes..... {	...	...	...	...
<i>Yards</i>	...	...	...	...
<b>METALS.</b>				
Iron, Nail-ro? and Bars..... <i>Piculs</i>	2,414	716	5,302	9,197
Lead, in Pigs..... "	902	10,134	6,593	9,627

## III. IMPORTS—Continued.

DESCRIPTION OF GOODS.	1901.	1902.	1903.	1904.
Quicksilver..... <i>Piculs</i>	29	1	...	1
Tin, Slabs..... "	277	237	234	229
Tinned Plates..... "	679	7,101	4,032	7,451
SUNDRIES.				
Beans and Peas..... <i>Piculs</i>	444,717	434,907	358,894	276,260
Birds Nests..... "	39	56	45	64
Cinnabar..... "	592	40	24	51
Cloth, Native (Nankeens)..... "	4,884	3,984	3,331	3,570
Coal, Tonkin..... <i>Tons</i>	2,874	13,710	34,861	19,120
Colours..... <i>Piculs</i>	3,506	4,212	2,329	1,154
Cornelian Stones..... <i>Pieces</i>	114,450	115,322	168,442	46,210
Cotton, Raw, Indian..... <i>Piculs</i>	382	4,524	3,406	895
"    "    Native..... "	1,622	1,831	2,361	4,843
Cuttle-fish..... "	8,123	5,115	6,087	5,738
Dyes, Aniline..... "	2,201	1,133	1,087	1,093
Elephants Teeth..... "	95	...	1	...
Flour..... "	70,437	68,066	71,003	80,295
Ginseng..... "	64	63	19	9
Ground-nuts..... "	45,313	87,158	251,045	93,589
Horns, Deer, Young..... <i>Pairs</i>	2,115	83	14	2
Jadestone..... <i>Piculs</i>	256	1,224	581	724
Lily Flowers, Dried..... "	1,307	1,368	1,566	1,694
Matches, Wood, Japan..... <i>Gross</i>	274,540	335,081	336,353	363,866
Medicines..... <i>Piculs</i>	17,282	20,141	15,912	16,101
Oil, Bean..... "	43,315	39,855	28,174	3,272
"    Ground-nut..... "	23,855	8,915	31,387	18,886
"    Kerosene, American..... <i>Gallons</i>	1,620	1,441,923	961,620	1,886,070
"    "    Russian..... "	...	684,000	50,000	2,000
"    "    Sumatra..... "	...	225,300	550,100	902,290
"    "    "    in bulk..... "	...	1,410,945	1,148,066	2,136,043
Rice and Paddy..... <i>Piculs</i>	35,848	183,589	1,435,148	227,495
Samshu..... "	4,493	3,404	1,071	895
Seed, Sesamum..... "	38,170	16,728	83,408	105,624
Silk, Raw and Thrown..... "	173	93	102	174
"    Yellow..... "	479	326	187	273
"    Piece Goods..... "	1,110	651	666	684
Sugar, Brown..... "	...	...	...	486
"    Candy..... "	...	...	...	546
"    Refined..... "	...	...	...	8,644
"    White..... "	...	...	...	26,387
Tobacco, Leaf..... "	7,606	4,945	1,005	579
"    Prepared..... "	939	1,520	1,029	1,000
Wax, White..... "	478	787	332	440
Wheat..... "	111,594	73,829	121,079	65,428

IV. EXPORTS.—The principal articles of Export to Foreign Countries and Chinese Ports, during the quarter, as compared with the same period of previous years, have been as follows:—

DESCRIPTION OF GOODS.	1901.	1902.	1903.	1904.
Brassware..... <i>Piculs</i>	846	767	903	747
Buttons, Brass..... "	950	1,148	1,273	1,119
Canes..... <i>Pieces</i>	147,090	178,775	292,379	128,118
Cassia Buds..... <i>Piculs</i>	61	140	148	356
" Ligna..... "	1,588	19,627	23,525	27,718
" Refuse..... "	607	2,729	6,132	4,708
" Twigs..... "	2,298	3,747	2,721	2,744
China-root..... "	1,676	862	1,449	1,309
China-ware..... "	1,688	1,997	1,814	2,867
Fans of all kinds..... <i>Pieces</i>	188,625	440,835	3,357,868	5,453,107
Fire-crackers and Fireworks..... <i>Piculs</i>	1,848	6,913	9,312	10,741
Glass Bangles..... "	2,625	4,019	3,246	3,446
Grasscloth..... "	97	95	102	72
Hair, Human..... "	128	418	374	472
" Pig (including Bristles)..... "	42	1,255	1,283	1,892
Lacquerware..... "	96	78	82	92
Lead, Red, White, and Yellow..... "	3,722	4,824	2,950	2,869
Lichees, Dried..... "	6,011	8,726	9,758	3,583
Lang-ngan Pulp and Dried Lang-ngans..... "	10,697	12,298	11,680	2,235
Matting..... <i>Rolls</i>	15,548	104,611	130,080	55,792
Medicines..... <i>Piculs</i>	5,859	7,003	6,675	6,688
Nutmalls..... "	3	200	...	254
Opium, Boiled..... <i>Taels</i>	...	164	16	...
Paper..... <i>Piculs</i>	2,690	6,086	5,822	6,227
Preserves..... "	1,160	2,482	718	1,077
Silk, Raw, White..... "	8,117	11,905	10,976	10,112
" " Yellow..... "	13	61	...	...
" " Wild..... "	175	448	487	126
Cocoons..... "	13	1,448	1,144	501
" Refuse..... "	3,752	7,657	7,724	6,057
" Piece Goods..... "	1,559	2,045	2,179	1,987
" Embroidery..... "	58	65	93	107
" and Cotton Mixtures..... "	420	418	261	235
" Ribbons..... "	50	50	83	27
Sugar, Brown..... "	66,545	42,616	21,082	32,873
" Candy..... "	341	...	1	48
" White..... "	94	743	...	206
Tea, Black..... "	1,336	9,360	9,561	8,397
" Dust..... "	...	175	...	37
" Green..... "	...	10	132	72
Tobacco, Leaf..... "	1,601	896	611	709
" Prepared..... "	8,288	5,921	5,954	5,335



V. RE-EXPORTS.—The Re-exports of the principal Imports of Foreign and Native origin, during the quarter, as compared with the same period of previous years, have been as follows:—

DESCRIPTION OF GOODS.	1901.	1902.	1903.	1904.
SUNDRIES.				
Beans and Peas..... <i>Piculs</i>	97,604	39,993	39,167	62,207
Cardamoms..... "	25	52	64	45
Cornelian Beads..... "	1	1	4	...
Medicines..... "	648	837	330	317
Rice..... "	...	...	2,381	...

VI. INTERNAL TRANSIT.—The following Table gives a list of the principal Foreign Goods conveyed to, and Native Goods brought from, the Interior under Transit Passes, during the quarter, as compared with the same period of previous years:—

DESCRIPTION OF GOODS.	1901.	1902.	1903.	1904.
FOREIGN GOODS CONVEYED TO THE INTERIOR.				
COTTON GOODS.				
Shirtings, Grey, Plain..... <i>Pieces</i>	3,044	2,547	2,612	1,808
" White, "..... "	14,791	5,533	6,666	4,140
Damasks..... "	75	19	2	...
Drills, English..... "	328	417	406	254
T-Cloths..... "	3,747	2,761	3,025	2,942
Cambries, Lawns, and Muslins..... "	803	365	25	81
Chintzes and Furnitures..... "	1,494	960	1,488	1,197
Cotton Italians..... "	671	566	506	865
" Lastings, Figured..... "	...	...	1,063	733
Dyed Shirtings, Brocaded, and Spotted	1,419	1,012	...	...
" " Plain..... "	2,627	4,712	3,160	2,074
Turkey Red Shirtings..... "	306	289	521	146
Cotton Flannel, Japanese..... "	2,225	1,811	588	2,177
Velvets and Velvetens..... {	280	262	...	...
Handkerchiefs..... <i>Dozens</i>	407	370	519	599
Cotton Yarn, English..... <i>Piculs</i>	...	6	...	...
" " Indian..... "	5,478	11,887	4,826	4,594
WOOLLEN GOODS.				
Blankets..... {	98	88	...	...
Camlets, English..... <i>Pieces</i>	143	209	140	150
Cloth, Broad, Medium, and Habit..... {	67	28	...	...
Lastings..... <i>Pieces</i>	49	28	641	526
			26	71

## VI. INTERNAL TRANSIT—Continued.

DESCRIPTION OF GOODS.	1901.	1902.	1903.	1904.
Long Ells.....	<i>Pieces</i> 353	373	355	209
Spanish Stripes.....	{ " 141 Yards ...	148 ...	... 3,457	... 1,592
<b>METALS.</b>				
Iron, Bars, Rods, and Plates.....	<i>Piculs</i> 925	100	110	147
" Nail-rod.....	" 90	222	346	465
" Nails.....	" 177	228	546	541
" Plate Cuttings.....	" ...	...	1,655	2,374
" Wire.....	" 4	20	11	37
" Old.....	" 783	1,393	618	646
" Galvanized: Wire.....	" 24	61	22	350
Lead, in Pigs.....	" ...	162	124	73
Steel.....	" 55	60	105	150
Tin, Slabs.....	" 273	106	64	10
<b>SUNDRIES.</b>				
Clocks.....	<i>Pieces</i> 104	391	858	703
Cotton, Raw, Indian.....	<i>Piculs</i> 443	885	443	108
Cuttle-fish.....	" 42	181	5	9
Dyes, Aniline.....	" 26	2	15	28
Glass, Broken.....	" 132	36	108	261
" Window.....	<i>Boxes</i> 306	631	548	158
Matches, Wood, Japan.....	<i>Gross</i> 128,147	169,374	147,533	203,800
Match-making Materials: Wax, Paraffin.....	<i>Piculs</i> 112	9	285	252
Oil, Kerosene, American.....	<i>Gallons</i> 84,000	70,500	62,500	496,750
" " Russian.....	" 418,660	44,000	223,000	...
" " Sumatra.....	" 100,750	276,500	320,600	730,250
Seaweed and Agar-agar.....	<i>Piculs</i> 1,267	1,150	429	574
Sugar, Refined.....	" 284	179	703	396
" White.....	" 1,076	2,125	4,861	3,594
Tin-foil.....	" 509	150	96	18
Tobacco, Prepared.....	" ...	504	237	828
TRANSIT PASSES ISSUED.....	<i>No.</i> 3,018	3,917	4,597	7,038
<b>NATIVE GOODS BROUGHT FROM THE INTERIOR.</b>				
Canes.....	<i>Pieces</i> ...	...	...	32,250
Fire-crackers and Fireworks.....	<i>Piculs</i> ...	...	311	...
Hides, Cow.....	" ...	...	100	...
Matting.....	<i>Rolls</i> 2,764	...	...	...
Oil, Wood.....	<i>Piculs</i> ...	...	500	...
Sugar, Brown.....	" 19,925	10,076	...	...
TRANSIT PASSES SURRENDERED ...	<i>No.</i> 85	34	10	4

VII. OPIUM.—The following Table shows the quantity of all descriptions of Opium in Bond on the first day of the quarter, the Arrivals and Departures during the quarter, and the quantity left in Bond at the close of the quarter:—

—	BENARES.		MALWA.		PATNA.		PERSIAN.		TOTAL	BOILED.
	Chests.	Piculs.	Chests.	Piculs.	Chests.	Piculs.	Chests.	Piculs.	Piculs.	Piculs.
<b>A.—IN BOND on 1st July:—</b>										
1. Arrivals from Foreign Countries	...	...	...	...	...	...	...	...	...	...
2. " " Treaty Ports.....	...	...	...	...	...	...	...	...	...	...
TOTAL A.: In Bond .....	...	...	...	...	...	...	...	...	...	...
<b>B.—ARRIVALS during the quarter:—</b>										
1. From Hongkong.....	209	250.68	227	233.61	1,483	1,835.53	4	4.03	2,323.85	...
2. " Macao.....	...	...	...	...	...	...	...	...	...	0.91
3. " other Foreign Countries	...	...	...	...	...	...	...	...	...	...
4. " Shanghai.....	...	...	...	...	...	...	...	...	...	...
5. " other Treaty Ports.....	...	...	...	...	...	...	...	...	...	...
TOTAL B.: Arrivals .....	209	250.68	227	233.61	1,483	1,835.53	4	4.03	2,323.85	0.91
TOTAL: A. In Bond plus B. Arrivals	209	250.68	227	233.61	1,483	1,835.53	4	4.03	2,323.85	0.91
<b>C.—DEPARTURES:—</b>										
1. Released, Duty and Likin paid:—										
(a.) From Ship direct under										
Landing Permit .....	209	250.68	227	233.61	1,483	1,835.53	4	4.03	2,323.85	0.91
(b.) From Bond .....	...	...	...	...	...	...	...	...	...	...
TOTAL: Duty and Likin paid	209	250.68	227	233.61	1,483	1,835.53	4	4.03	2,323.85	0.91
Deduct Re-export of Duty and Likin paid Opium .....	...	...	...	...	...	...	...	...	...	...
NET TOTAL: 1.....	209	250.68	227	233.61	1,483	1,835.53	4	4.03	2,323.85	0.91
2. Re-exported, Duty and Likin unpaid:—										
(a.) To Foreign Ports:										
From Bond .....	...	...	...	...	...	...	...	...	...	...
Direct Transhipment .....	...	...	...	...	...	...	...	...	...	...
(b.) To Treaty Ports:	...	...	...	...	...	...	...	...	...	...
From Bond .....	...	...	...	...	...	...	...	...	...	...
Direct Transhipment .....	...	...	...	...	...	...	...	...	...	...
TOTAL: Re-exported, Duty and Likin unpaid .....	...	...	...	...	...	...	...	...	...	...
Add Re-export of Duty and Likin paid Opium to Foreign Ports .....	...	...	...	...	...	...	...	...	...	...
Add Re-export of Duty and Likin paid Opium to Treaty Ports .....	...	...	...	...	...	...	...	...	...	...
TOTAL: Re-exports, 2 .....	...	...	...	...	...	...	...	...	...	...
TOTAL C.: Departures, 1 and 2 .....	209	250.68	227	233.61	1,483	1,835.53	4	4.03	2,323.85	0.91
<b>D.—IN BOND on 30th September:—</b>										
(a.) Arrivals from Foreign Countries .....	...	...	...	...	...	...	...	...	...	...
(b.) Arrivals from Treaty Ports	...	...	...	...	...	...	...	...	...	...
TOTAL D.: In Bond .....	...	...	...	...	...	...	...	...	...	...

VIII. SPECIAL TABLES.—The following Tables give separate statistics in connexion with the Passenger Traffic, the Import and Export of Treasure, and the Export of Tea:—

## 1°. PASSENGER TRAFFIC.

PASSENGERS TO					PASSENGERS FROM			
SAILING VESSELS.		STEAMERS.			SAILING VESSELS.		STEAMERS.	
Foreigners.	Natives.	Foreigners.	Natives.		Foreigners.	Natives.	Foreigners.	Natives.
...	...	1,906	196,375	Hongkong.....	...	...	1,926	300,285
...	...	93	8,100	Macao.....	...	...	139	9,004
...	...	1	993	Shanghai.....	...	...	5	1,216
...	...	2	25	Other Coast Ports...	...	...	...	20
...	...	43	4,109	Wuchow.....	...	...	26	3,428
...	...	3	445	Takhing.....	...	...	5	261
...	...	1	74	Shiuhing.....	...	...	3	118
...	...	...	107	Samsui.....	...	...	3	52
...	...	...	67	Kumchuk.....	...	...	...	34
...	...	...	71	Yuetsing.....	...	...	...	51
...	...	...	100	Lukto.....	...	...	...	112
...	...	...	197	Dosing.....	...	...	...	167
...	...	...	22	Lukpu.....	...	...	...	84
...	...	...	11	Kaukong.....	...	...	...	9
...	...	...	7	Mahning.....	...	...	...	8
...	...	...	94	Yungki.....	...	...	...	73
...	...	2	57	Fungchuen.....	...	...	2	82
...	...	...	7	Lotinghan.....	...	...	...	90
...	...	2,051	210,861	TOTAL.....	...	...	2,109	315,094

## 2°. TREASURE.

COUNTRIES FROM WHICH IMPORTED AND TO WHICH EXPORTED.	IMPORTS.				EXPORTS.					
	GOLD.		SILVER.		COPPER COINS.	GOLD.		SILVER.		COPPER COINS.
	In Bars.	In Sycee.	In Dollars.	In Bars.		In Sycee.	In Dollars.			
I. FOREIGN COUNTRIES.	<i>Hk. Th.</i>	<i>Hk. Th.</i>	<i>Hk. Th.</i>	<i>Hk. Th.</i>	<i>Hk. Th.</i>	<i>Hk. Th.</i>	<i>Hk. Th.</i>	<i>Hk. Th.</i>	<i>Hk. Th.</i>	
Hongkong and Macao.....	...	...	1,494,977	...	...	...	2,829,481	...	...	
TOTAL: I. FOREIGN COUNTRIES	...	...	1,494,977	...	...	...	2,829,481	...	...	
2. CHINA.										
Tientsin.....	...	...	...	...	...	...	40,666	32,870	...	
Shanghai.....	...	...	...	...	...	...	12,314	266,670	...	
TOTAL: 2. CHINA.....	...	...	...	...	...	...	52,980	299,540	...	
TOTAL: I and 2. FOREIGN COUNTRIES AND CHINA.....	...	...	1,494,977	...	...	...	2,882,461	299,540	...	
GRAND TOTAL.....	...	...	1,494,977	...	...	...	2,882,461	299,540	...	

## 3. TEA.

CONGOU.	ORANGE PEKOE.	SCENTED CAFER.	OOLONG.	POU-CHONG.	TOTAL BLACK.	YOUNG HYSON.	HYSON.	TOTAL GREEN.	DUST.
<i>Piculs.</i>	<i>Piculs.</i>	<i>Piculs.</i>	<i>Piculs.</i>	<i>Piculs.</i>	<i>Piculs.</i>	<i>Piculs.</i>	<i>Piculs.</i>	<i>Piculs.</i>	<i>Piculs.</i>
3,891.14	95.09	4,221.75	2.97	185.95	8,396.90	...	71.62	71.62	37.20

IX. REVENUE.—The following Table shows the Dues and Duties (Foreign flag, Native flag,\* and Transit) collected during the quarter, as compared with the corresponding period of previous years:—

	1902.		1903.		1904.	
	Foreign.	Native.	Foreign.	Native.	Foreign.	Native.
	<i>Hk. Tam.c.c.</i>	<i>Hk. Tam.c.c.</i>	<i>Hk. Tam.c.c.</i>	<i>Hk. Tam.c.c.</i>	<i>Hk. Tam.c.c.</i>	<i>Hk. Tam.c.c.</i>
Import Duty.....	141,476.3.2.8	1,418.9.0.4	161,474.1.5.1	2,882.9.7.0	171,643.9.3.5	1,060.0.2.9
Export ".....	258,559.4.0.3	10,855.7.9.3	259,409.7.7.0	16,395.7.4.3	245,669.9.1.0	22,898.6.4.7
Coast Trade Duty.....	34,572.8.9.5	12,430.0.9.5	43,845.6.5.3	12,089.5.7.6	30,181.7.7.2	17,489.8.6.8
Opium Duty.....	48,461.4.3.9	35.2.8.8	72,938.8.6.1	13.3.5.0	69,729.5.6.5	40.5.3.8
Tonnage Dues.....	6,688.8.0.0	584.1.0.0	8,908.8.0.0	1,753.0.0.0	7,167.3.0.0	1,558.1.0.0
	<i>Hk. Ta</i>					
	489,758.8.6.5	25,324.1.8.0	546,577.2.3.5	33,134.6.3.9	524,392.4.8.2	43,047.1.8.2
Foreign and Native.....		515,083.0.4.5		579,711.8.7.4		567,439.6.6.4
Transit Dues { Inwards.....	10,480.5.6.6		8,366.8.2.8	8,544.6.0.5	10,075.1.0.3	10,083.1.6.6
{ Outwards.....	604.5.7.8	11,085.1.4.4	177.7.7.7		8.0.6.3	
Opium { Foreign Flags	129,230.5.0.0	129,324.6.0.0	194,477.2.4.0*	194,512.8.4.0	185,945.5.0.0	186,253.6.0.0
{ Native Flag...	94.1.0.0		35.6.0.0		108.1.0.0	
TOTAL COLLECTION	<i>Hk. Ta</i> 655,492.7.8.9		<i>Hk. Ta</i> 782,769.3.1.9		<i>Hk. Ta</i> 763,576.4.3.0 †	
† No Drawbacks marked for cash payment during quarter, to be deducted from total collection.....					<i>Hk. Ta</i>	<i>Nil.</i>

\* Chinese registered Ships and Steamers; Chinese Lorchas and Papiacs holding Customs sailing letters; and Chinese Junks chartered by Foreigners.

† Including *Hk. Ta* 3.7.7.0 collected in lieu of Inland Dues on Native Opium.

I am, etc.,

F. J. MAYERS,

Acting Commissioner of Customs.

To the

INSPECTOR GENERAL OF CUSTOMS.

(Received 21st October 1904.)

CUSTOM HOUSE,  
KONGMOON, 12TH OCTOBER 1904.

SIR,

I.—a. In conformity with the instructions contained in your Circulars Nos. 21 of 1869, 14 of 1872, and 6 of 1875, I now transmit to the Statistical Department at Shanghai, for publication, the statistics of the trade of this port for the third quarter of the year 1904.

b. Kongmoon was opened as a Treaty port on the 7th March 1904.

II. TONNAGE.—The number, tonnage, and movements of vessels, entered and cleared during the quarter, are set forth in the following Table :—

ENTERED.	JULY.		AUGUST.		SEPTEMBER.		TOTAL.	
	No.	Tons.	No.	Tons.	No.	Tons.	No.	Tons.
1. Foreign-going Steamers.....	111	41,651	112	41,018	141	47,425	364	130,094
2. Foreign Steam-launches.....	...	...	...	...	...	...	...	...
3. " Sailing Vessels.....	...	...	...	...	...	...	...	...
4. Chinese-owned Vessels of Foreign type :—								
Foreign-going Steamers.....	55	9,951	51	9,110	45	8,389	151	27,450
Steam-launches.....	1	13	...	...	...	...	1	13
Sailing Vessels.....	...	...	...	...	...	...	...	...
5. Native Craft.....	...	...	...	...	...	...	...	...
Total.....	167	51,615	163	50,128	186	55,814	516	157,557
CLEARED.	JULY.		AUGUST.		SEPTEMBER.		TOTAL.	
	No.	Tons.	No.	Tons.	No.	Tons.	No.	Tons.
1. Foreign-going Steamers.....	111	41,651	112	41,018	141	47,425	364	130,094
2. Foreign Steam-launches.....	...	...	...	...	...	...	...	...
3. " Sailing Vessels.....	...	...	...	...	...	...	...	...
4. Chinese-owned Vessels of Foreign type :—								
Foreign-going Steamers.....	55	9,951	51	9,110	45	8,389	151	27,450
Steam-launches.....	1	13	...	...	...	...	1	13
Sailing Vessels.....	...	...	...	...	...	...	...	...
5. Native Craft.....	...	...	...	...	...	...	...	...
Total.....	167	51,615	163	50,128	186	55,814	516	157,557
Of Sailing Vessels entered—	Of Steamers entered—		Of Sailing Vessels cleared—		Of Steamers cleared—			
Nil.	174 were from Ports in China.		Nil.		175 were for Ports in China.			
	342 " " Foreign Ports.				341 " " Foreign Ports.			
	516 Entered.				516 Cleared.			
					Remaining in Port.....Nil.			

III. IMPORTS.—The principal articles of Import from Foreign Countries and Chinese Ports, during the quarter, have been as follows:—

DESCRIPTION OF GOODS.	1904.	DESCRIPTION OF GOODS.	1904.
COTTON GOODS.			
Shirtings, Grey, Plain, English... <i>Pieces</i>	394	Eggs, Preserved .....	<i>Pieces</i> 17,695
"    White, " " " " .....	695	Fish, Dried .....	<i>Piculs</i> 1,874
T-Cloths, 34 inches, English..... "	544	"    Salt..... ..	" 8,836
"    36 " " " " .....	328	Flour, Wheat, American .....	" 21,341
Printed Cottons:—		"    Yam, Bean, etc. ....	" 460
Printed Chintzes..... ..	<i>Pieces</i> 196	Fruits, Dried and Salted... <i>Value, Hk. Tk.</i>	834
Dyed Cottons:—		Fungus..... ..	<i>Piculs</i> 101
Cotton Italians, Plain .....	<i>Pieces</i> 434	Ground-nut Pulp..... ..	" 976
Dyed Shirtings, Hongkong.... "	227	Ground-nuts .....	" 432
Cotton Flannel, Plain, Dyed, and Printed, Japan- ese..... ..	1,553	India-rubber Shoes .....	<i>Pairs</i> 5,730
"    "    Striped, Japanese .....	332	Joss-stick Powder..... ..	<i>Piculs</i> 413
Japanese Cotton Crape .....	<i>Yards</i> 1,158	Lily Flowers, Dried..... ..	" 588
Velvets, 22 inches..... ..	2,052	Mangrove Bark .....	" 258
Cotton Yarn, Indian .....	<i>Piculs</i> 142	Matches, Wood, Japan..... ..	<i>Gross</i> 60,027
WOOLLEN GOODS.		Medicines..... ..	<i>Value, Hk. Tk.</i> 4,882
Camlets, English..... ..	<i>Pieces</i> 135	Milk, Condensed, in Tins .....	<i>Dozens</i> 203
METALS.		Mushrooms .....	<i>Piculs</i> 105
Iron and Mild Steel, Bars .....	<i>Piculs</i> 352	Mussels, Dried .....	" 728
"    "    "    Hoops..... ..	41	Oil, Bean..... ..	" 430
"    "    "    Nail-rod..... "	55	"    Ground-nut .....	" 671
"    "    "    Nails, Wire .....	114	"    Kerosene, American.....	<i>Gallons</i> 90,240
"    "    "    Plate Cut- tings..... ..	108	"    Sumatra..... ..	" 9,000
"    "    "    Scrap..... ..	136	Onions..... ..	<i>Piculs</i> 748
Steel, Bars..... ..	34	Oysters, Dried..... ..	" 134
FOREIGN SUNDRIES.		Prawns and Shrimps, Dried.....	" 826
Almonds or Apricot Seed .....	<i>Piculs</i> 234	Raisins .....	" 105
Awabi..... ..	41	Rattans, Whole and Split.....	" 1,013
Bags, Straw..... ..	<i>Pieces</i> 7,500	Rice..... ..	" 17,764
Barley, Pearl..... ..	<i>Piculs</i> 68	"    Broken..... ..	" 18,060
Beans..... ..	4,861	Sago..... ..	" 1,320
Betel-nuts..... ..	271	Seaweed..... ..	" 459
Bicho de Mar, White .....	67	Seed, Melon .....	" 109
Biscuits .....	<i>Value, Hk. Tk.</i> 190	"    Sesamum .....	" 89
Cement..... ..	<i>Piculs</i> 177	Sugar Candy..... ..	" 172
Clams, Dried .....	" 126	"    Refined .....	" 208
Coal..... ..	<i>Tons</i> 553	"    White .....	" 5,528
Compo..... ..	<i>Piculs</i> 31	Tea..... ..	" 15
Cotton, Raw, Shanghai .....	" 87	"    Stalk..... ..	" 77
Cuttle-fish..... ..	1,875	Vermicelli..... ..	" 1,271
Dates, Red..... ..	294	Wax, Paraffin..... ..	" 255
		Yams (Dye-root)..... ..	" 612
		NATIVE SUNDRIES.	
		Ground-nut Cake..... ..	<i>Piculs</i> 529
		Hemp..... ..	" 1,349
		Nuts, White..... ..	" 375
		Oil, Wood..... ..	" 113

IV. EXPORTS.—The principal articles of Export to Foreign Countries and Chinese Ports, during the quarter, have been as follows :—

DESCRIPTION OF GOODS.	1904.	DESCRIPTION OF GOODS.	1904.
Bags, Gunny..... Pieces	31,950	Joss Sticks..... Pieces	662
" Straw..... "	22,844	Mats, Straw..... Pieces	1,500
Bran..... Pieces	222	Meats, Dried..... Pieces	95
Eggs, Fresh..... Pieces	568,000	Medicines..... Value, Hk.Th	847
Fans, Palm-leaf, Trimmed..... "	1,240	Oranges, Fresh..... Pieces	103
Fire-crackers and Fireworks..... Pieces	61	Peel, Orange..... "	639
Fruits, Dried and Salted..... "	37	Pigs, Live..... No.	1,431
" Fresh..... "	454	Tea, Black..... Pieces	1,894
" Tinned..... Tins	22,176	Tobacco, Leaf..... "	781
Garlic..... Pieces	1,264	" Prepared..... "	3,585
Ginger, Fresh..... "	618	Turnips, Dried and Salted..... "	203
Grasscloth, Coarse..... "	11	Vegetables, Fresh..... "	6,503
" Fine..... "	20		

V. RE-EXPORTS.—The Re-exports to Chinese Ports of the principal Imports of Foreign and Native origin, during the quarter, have been as follows :—

DESCRIPTION OF GOODS.	1904.	DESCRIPTION OF GOODS.	1904.
COTTON GOODS.		Cuttle-fish..... Pieces	17
Shirtings, White, Plain, English Pieces	50	Fish, Dried..... "	30
Cotton Flannel, Plain, Dyed, and Printed, Japanese..... "	199	Flour, Wheat, American..... "	589
" Yarn, Indian..... Pieces	75	India-rubber Shoes..... Pairs	100
SUNDRIES.		Matches, Wood, Japan..... Gross	9,217
Alum, White..... Pieces	58	Oil, Bean..... Pieces	237
Betel-nuts..... "	270	" Ground-nut..... "	126
		" Kerosene, American..... Gallons	35,495
		Sapanwood..... Pieces	199
		Sugar, White..... "	100

VI. INTERNAL TRANSIT.—The following Table gives a list of the principal Foreign Goods conveyed to the Interior under Transit Passes during the quarter :—

DESCRIPTION OF GOODS.	1904.	DESCRIPTION OF GOODS.	1904.
SUNDRIES.		Sugar, White..... Pieces	19
Matches, Wood, Japan..... Gross	2,085	TRANSIT PASSES ISSUED.... No.	
Oil, Kerosene, American..... Gallons	1,300		6

VII. OPIUM.—Nil.



VIII. SPECIAL TABLES.—The following Tables give separate statistics in connexion with the Passenger Traffic and the Export of Treasure :—

## 1°. PASSENGER TRAFFIC.

PASSENGERS TO					PASSENGERS FROM			
SAILING VESSELS.		STEAMERS.			SAILING VESSELS.		STEAMERS.	
Foreigners.	Natives.	Foreigners.	Natives.		Foreigners.	Natives.	Foreigners.	Natives.
...	...	6	27,486		Hongkong.....	...	7	29,362
...	...	3	832	Macao.....	...	1	731	
...	...	...	42	Samshui.....	...	1	96	
...	...	...	58	Kunchuk.....	...	...	8	
...	...	9	28,418	TOTAL.....	...	9	30,197	

2°. TREASURE.—Silver, in Dollars, value *Hk. Th* 2,000, exported to Macao.

IX. REVENUE.—The following Table shows the Dues and Duties (Foreign flag, Native flag,\* and Transit) collected during the quarter :—

	1904.	
	Foreign.	Native.
Import Duty.....	<i>Hk. Th m.c.c.</i> 18,000.4.8.7	<i>Hk. Th m.c.c.</i> 1,308.7.5.0
Export ".....	6,496.0.3.2	175.6.1.5
Coast Trade Duty.....	6.1.3.5	308.3.8.5
Opium Duty.....	...	...
Tonnage Dues.....	844.7.0.0	75.0.0.0
	<i>Hk. Th</i> 25,347.3.5.4	1,867.7.5.1
Foreign and Native.....		27,215.1.0.5
Transit Dues.....	{ Inwards..... Outwards.....	{ 20.0.0.3 20.0.0.3
Opium Likin.....	{ Foreign Flags..... Native Flag.....	{ ... ... *
TOTAL COLLECTION.....	<i>Hk. Th</i> 27,235.1.0.8 †	
† No Drawbacks marked for cash payment during quarter, to be deducted from total collection.....	<i>Hk. Th</i> Nil	

\* Chinese registered Ships and Steamers; Chinese Lorchas and Papicos holding Customs sailing letters; and Chinese Junks chartered by Foreigners.

I am, etc.,

F. W. MAZE,

Acting Commissioner of Customs.

To the  
INSPECTOR GENERAL OF CUSTOMS.

(Received 22nd October 1904.)

CUSTOM HOUSE,  
SAMSHUI, 17TH OCTOBER 1904.

SIR,

I—In conformity with the instructions contained in your Circulars Nos. 21 of 1869, 14 of 1872, and 6 of 1875, I now transmit to the Statistical Department at Shanghai, for publication, the statistics of the trade of this port for the third quarter of the year 1904.

II. TONNAGE.—The number, tonnage, and movements of vessels, entered and cleared during the quarter, are set forth in the following Table :—

ENTERED.	JULY.		AUGUST.		SEPTEMBER.		TOTAL.			
	No.	Tons.	No.	Tons.	No.	Tons.	No.	Tons.		
1. Foreign River Steamers .....	119	30,184	107	26,957	118	28,213	344	85,354		
2. " Steam-launches towing Native Passenger-boats.....	145	5,789	86	3,049	149	7,754	380	16,592		
3. " Lighters towed by Steamers.....	...	...	...	...	...	...	...	...		
4. Chinese-owned Vessels of Foreign type :—										
River Steamers.....	86	3,864	54	3,182	31	2,094	171	9,140		
Steam-launches and Tugs towing Native Passenger-boats.....	398	4,840	431	5,239	361	4,514	1,190	14,593		
5. Native Craft.....	...	...	...	...	...	...	...	...		
Total.....	748	44,677	678	38,427	659	42,575	2,085	125,679		
Same Quarter, 1903.....	721	39,698	632	37,131	701	41,148	2,054	117,977		
CLEARED.	JULY.		AUGUST.		SEPTEMBER.		TOTAL.			
	No.	Tons.	No.	Tons.	No.	Tons.	No.	Tons.		
1. Foreign River Steamers .....	119	30,184	107	26,957	118	28,213	344	85,354		
2. " Steam-launches towing Native Passenger-boats.....	145	5,789	86	3,049	149	7,754	380	16,592		
3. " Lighters towed by Steamers.....	...	...	...	...	...	...	...	...		
4. Chinese-owned Vessels of Foreign type :—										
River Steamers.....	86	3,864	54	3,182	31	2,094	171	9,140		
Steam-launches and Tugs towing Native Passenger-boats.....	398	4,840	431	5,239	361	4,514	1,190	14,593		
5. Native Craft.....	...	...	...	...	...	...	...	...		
Total.....	748	44,677	678	38,427	659	42,575	2,085	125,679		
Same Quarter, 1903.....	721	39,698	632	37,131	701	41,148	2,054	117,977		
Of Sailing Vessels entered— Nil.	Of Steamers entered— 402 were from Ports in China. 113 " " Foreign Ports. 515 Entered.		Of Sailing Vessels cleared— Nil.		Of Steamers cleared— 393 were for Ports in China. 122 " " Foreign Ports. 515 Cleared.		Of Stm.-launches entered— 1,570 were from Ports in China.		Of Stm.-launches cleared— 1,570 were for Ports in China. Remaining in Port .....Nil.	

III. IMPORTS.—The principal articles of Import from Foreign Countries and Chinese Ports, during the quarter, as compared with the same period of previous years, have been as follows:—

DESCRIPTION OF GOODS.	1901.	1902.	1903.	1904.	
<b>OPIUM.</b>					
Benares .....	Piculs	...	8.45	...	
Malwa .....	"	...	1.05	...	
Patna .....	"	29.74	62.33	64.78	
<b>COTTON GOODS.</b>					
Shirtings, Grey, English .....	Pieces	857	217	499	88
" White, Plain .....	"	2,493	1,216	1,557	795
Drills, English .....	"	72	44	43	26
T-Cloths, English .....	"	997	1,117	1,461	1,119
Cambrics, Lawns, and Muslins, White and Dyed .....	"	131	74	211	161
Chintzes and Plain Cotton Prints .....	"	316	371	483	324
Cotton Lastings, Plain .....	"	...	...	96	103
" Figured .....	"	...	...	446	4
Dyed Shirtings, Figured, Brocaded, and Spotted .....	"	69	229	...	...
Cotton Damasks, Dyed .....	"	226	205	123	50
Dyed Shirtings, Plain .....	"	...	...	125	98
Cotton Flannel, Japanese .....	"	585	1,031	907	421
Japanese Cotton Cloth .....	"	726	274	...	...
Handkerchiefs .....	Dozens	170	62	181	54
Towels .....	"	161	32	62	62
Cotton Yarn, Indian .....	Piculs	11,432	7,638	6,795	6,777
<b>WOOLLEN GOODS.</b>					
Camlets, English .....	Pieces	166	77	132	72
Long Ells .....	"	14	41	33	25
<b>MISCELLANEOUS PIECE GOODS.</b>					
Silk Piece Goods .....	Catties	1,661	253	113	64
<b>METALS.</b>					
Iron and Mild Steel, Bars .....	Piculs	1,932	1,648	453	299
" " " Nail-rod .....	"	212	378	554	597
" " " Nails, Wire .....	"	143	56	183	291
" " " Plate Cuttings .....	"	...	...	1,636	1,598
" " " Sheets and Plates Wire .....	"	26	24	57	364
" " Old: Horseshoes .....	"	19	114	61	47
Lead, in Pigs and Bars .....	"	191	287	243	355
Steel .....	"	14	90	150	82
		65	54	98	181
<b>FOREIGN SUNDRIES.</b>					
Awabi .....	Piculs	46	19	44	25
Beans .....	"	176	291	216	478
Betel-nuts .....	"	3,646	4,307	4,310	3,288
Bicho de Mar .....	"	279	8	17	15
Cement .....	"	24	33	69	72
Cloth, Native (Nankeens) .....	"	21	16	4	...
Cotton, Raw .....	"	295	279	213	208
Cuttle-fish .....	"	501	617	330	500

## III IMPORTS—Continued.

DESCRIPTION OF GOODS.	1901.	1902.	1903.	1904.
Dates, Black and Red.....	<i>Piculs</i> 170	205	130	253
Dyes, Aniline.....	<i>Value, Hk. Tk.</i> 106	28	50	...
Feathers, Peacock.....	<i>Pieces</i> 1,742	400	...	1,280
Fish, Dried.....	<i>Piculs</i> ...	...	347	105
" Salt.....	" 769	1,886	2,649	3,075
Flour, Wheat.....	" 5,041	6,098	5,079	7,061
Fungus.....	" 201	132	67	156
Glass, Window.....	<i>Boxes</i> 25	50	55	16
Ground-nuts.....	<i>Piculs</i> 255	617	...	...
Gypsum.....	" 471	2,742	205	932
Hides, Cow and Buffalo.....	" 196	...	...	...
India-rubber Shoes.....	<i>Pairs</i> 651	910	3,106	2,562
Indigo, Liquid, Natural.....	<i>Piculs</i> ...	...	...	9,365
Leather.....	" 456	...	4	...
Lily Flowers, Dried.....	" 216	163	250	402
Mangrove Bark.....	" 146	...	50	61
Matches, Japan.....	<i>Gross</i> 48,344	61,898	62,408	64,750
Medicines.....	<i>Value, Hk. Tk.</i> 3,869	7,109	4,535	7,657
Mussels, Dried.....	<i>Piculs</i> 707	559	588	529
Oil, Ground-nut.....	" 349	43	24	146
" Kerosene, American.....	<i>Gallons</i> 3,000	...	...	990
"    " Russian.....	" 8,000	...	...	1,000
"    " Sumatra.....	" 1,000	...	...	...
Paper.....	<i>Piculs</i> 276	606	93	98
Pepper, Black and White.....	" 122	9	10	17
Prawns and Shrimps, Dried.....	" 152	142	128	122
Raisins.....	" 29	...	40	23
Rattan Skin.....	" 19	15	...	...
Rattans, Whole.....	" 704	609	760	576
Sandalwood.....	" 85	547	113	43
Seaweed, Long.....	" 289	531	198	539
Seed, Apricot.....	" 60	63	79	126
" Melon.....	" 18	59	6	52
Stock-fish.....	" 873	484	688	797
Sugar, Candy.....	" 265	304	328	247
" Refined.....	" 2,038	1,514	3,774	2,720
" White.....	" 4,957	4,172	7,559	5,787
Tobacco, Leaf.....	" 3,285	1,136	...	6
" Prepared.....	" 222	148	59	...
Ultramarine.....	" 20	28	7	25
Vermicelli.....	" 874	838	663	847
Wax, White.....	" 360	178	77	86
Yams (Dye-root).....	" 426	534	562	590
NATIVE SUNDRIES.				
Cuttle-fish.....	<i>Piculs</i> ...	...	3	...
Firewood.....	" ...	...	5,830	5
Flour, Wheat.....	" ...	...	1,125	...
Fungus.....	" ...	...	6	24
Hides, Cow and Buffalo.....	" ...	...	76	24
Indigo, Liquid.....	" 900	8,370	13,456	4,806
Leather.....	" 2	15	173	620
Medicines.....	<i>Value, Hk. Tk.</i> 19	197	667	44
Paper, 2nd Quality.....	<i>Piculs</i> ...	...	18	9
Silk Cocoons.....	" ...	55	198	95
Tobacco, Leaf.....	" ...	152	21	36
" Prepared.....	" 4	...	...	...

IV. EXPORTS.—The principal articles of Export to Foreign Countries and Chinese Ports, during the quarter, as compared with the same period of previous years, have been as follows :—

DESCRIPTION OF GOODS.	1901.	1902.	1903.	1904.	
Bags, Straw.....	<i>Pieces</i>	1,345,865	1,528,877	2,133,422	92,310
Bamboo, Split.....	<i>Piculs</i>	220	7	126	197
"    Sticks.....	"	409	414	278	163
Charcoal.....	"	211	140	297	121
Cloth, Native (Nankeens).....	"	544	932	1,289	2,262
Cuttle-fish.....	"	52	33	34	17
Fans, Paper.....	<i>Pieces</i>	...	900	...	...
Fire-crackers and Fireworks.....	<i>Piculs</i>	8,763	2,981	3,621	5,168
Flour, Rice.....	"	49	13	...	1
Glass or Vitrified Ware.....	"	79	20	44	76
Indigo, Dried.....	"	162	2	21	5
"    Liquid.....	"	28	22	22	19
Iron Nails.....	"	10	...	...	1
"    Pans.....	"	111	83	35	94
"    Wire.....	"	37	15	49	7
Joss Sticks.....	"	242	147	153	242
Joss-stick Powder.....	"	702	1,838	2,023	1,600
Lead, Red, White, and Yellow.....	"	102	89	42	129
Lichees, Dried.....	"	170	16	7	23
Mats.....	<i>Pieces</i>	1,191	4,346	1,433	4,201
Paper, 1st Quality.....	<i>Piculs</i>	3,618	3,096	2,024	2,785
"    2nd.....	"	250	219	273	378
Persimmons, Dried.....	"	30	59	96	13
Rattan Skin.....	"	35	21	5	47
Samshu.....	"	297	328	914	1,212
Silk, Raw, Fine.....	"	8	...	...	13
"    Cocoons.....	"	454	412	...	235
"    Fishing-lines.....	"	25	12	17	2
Tea.....	"	405	824	626	471
Timber, Planks, Soft-wood.....	<i>Sq. feet</i>	28,458	9,389	27,999	24,473
Tobacco, Leaf.....	<i>Piculs</i>	506	1,761	1,912	1,907
"    Prepared.....	"	1,142	596	1,004	218

V. RE-EXPORTS.—The Re-exports of the principal Imports of Foreign and Native origin, during the quarter, as compared with the same period of previous years, have been as follows :—

DESCRIPTION OF GOODS.	1901.	1902.	1903.	1904.
COTTON GOODS.				
Chintzes and Plain Cotton Prints.....	<i>Pieces</i>	12	...	...
Cotton Damasks, Dyed.....	"	15	...	...
"    Flannel.....	"	31	...	...

VI. INTERNAL TRANSIT.—The following Table gives a list of the principal Foreign Goods conveyed to, and Native Goods brought from, the Interior under Transit Passes, during the quarter, as compared with the same period of previous years :—

DESCRIPTION OF GOODS.	1901.	1902.	1903.	1904.
COTTON GOODS.				
Shirtings, Grey, English.....	<i>Pieces</i>	643	...	...
"    White, Plain.....	"	1,210	...	23
				5

## VI. INTERNAL TRANSIT—Continued.

DESCRIPTION OF GOODS.	1901.	1902.	1903.	1904.
Drills, English..... <i>Pieces</i>	51	...	...	...
T-Cloths, English..... "	415	...	23	10
Cambries, Lawns, and Musins, White and Dyed..... "	118	...	13	...
Cotton Flannel, Japanese..... "	146	240	22	2
Japanese Cotton Cloth..... "	242	...	...	...
" " " "Crape..... "	49	40	...	...
Cotton Yarn, Indian..... <i>Piculs</i>	894	51	...	...
<b>WOOLLEN GOODS.</b>				
Camlets, English..... <i>Pieces</i>	69	...	...	...
Long Ells..... "	10	...	...	2
<b>METALS.</b>				
Iron and Mild Steel, Bars..... <i>Piculs</i>	1,418	1,103	94	111
" " " "Nail-rod..... "	12	45	159	186
" " " "Nails, Wire..... "	65	53	106	187
" " " "Plate Cuttings..... "	...	...	1,157	1,168
" " " "Old: Horseshoes..... "	212	154	137	243
Lead, in Pigs and Bars..... "	27	12	15	10
Steel..... "	59	41	55	158
<b>SUNDRIES.</b>				
Betel-nuts..... <i>Piculs</i>	1,556	933	1,111	1,597
Bicho de Mar..... "	200	...	...	...
Cloth, Native (Nankeens)..... "	12	...	1	...
Cotton, Raw..... "	...	25	...	...
Cuttle-fish..... "	293	14	5	...
Fish, Salt..... "	27	...	...	92
Flour, Wheat..... "	689	1,503	905	1,050
Glass, Window..... <i>Boxes</i>	32	37	31	16
Ground-nuts..... <i>Piculs</i>	161	...	...	...
Gypsum..... "	445	1,641	305	330
Matches, Japan..... <i>Gross</i>	30,866	39,542	46,600	46,400
Match-making Materials..... <i>Piculs</i>	49	...	...	...
Medicines..... <i>Value, Hk. Fk</i>	2,478	3,158	1,961	1,023
Mussels, Dried..... <i>Piculs</i>	92	28	17	...
Oil, Ground-nut..... "	69	...	...	...
" " " "Kerosene, American..... <i>Gallons</i>	200	...	...	990
" " " "Russian..... "	2,950	...	...	1,000
Paper..... <i>Piculs</i>	884	24	2	...
Pepper, Black and White..... "	78	...	...	1
Prawns and Shrimps, Dried..... "	59	7	5	...
Rattans, Whole..... "	201	9	...	...
Seaweed, Long..... "	147	439	159	479
Sugar, Candy..... "	170	98	234	39
" " " "Refined..... "	1,068	1,245	2,931	2,420
" " " "White..... "	1,452	1,068	1,065	1,261
Tobacco, Leaf..... "	303	273	...	...
" " " "Prepared..... "	119	30	59	...
TRANSIT PASSES ISSUED..... <i>No.</i>	1,505	1,181	1,323	1,630
<b>NATIVE GOODS BROUGHT FROM THE INTERIOR.</b>				
Bags, Straw..... <i>Pieces</i>	1,254,455	1,467,789	1,688,184	...
Mats..... "	470	2,973	810	...
Preserves..... <i>Piculs</i>	...	40	...	...
Straw..... "	...	3	...	...
TRANSIT PASSES SURRENDERED..... <i>No.</i>	38	12	14	...



VIII. SPECIAL TABLES.—The following Tables give separate statistics in connexion with the Passenger Traffic and the Export of Treasure :—

## 1°. PASSENGER TRAFFIC.

PASSENGERS TO					PASSENGERS FROM			
SAILING VESSELS.		STEAMERS.			SAILING VESSELS.		STEAMERS.	
Foreigners.	Natives.	Foreigners.	Natives.		Foreigners.	Natives.	Foreigners.	Natives.
...	...	8	198	Hongkong.....	...	...	6	431
...	...	2	62	Macao.....	...	...	3	109
...	...	...	1	Canton.....	...	...	...	14
...	...	4	450	Wuchow.....	...	...	5	672
...	...	...	32	Kongmoon.....	...	...	...	105
...	...	...	10	Kumchuk.....	...	...	...	83
...	...	...	85	Shiuhing.....	...	...	...	51
...	...	...	170	Takhing.....	...	...	...	107
...	...	...	1	Lotinghau.....	...	...	...	6
...	...	...	21	Dosing.....	...	...	...	31
...	...	...	...	Kaukong.....	...	...	...	30
...	...	...	...	Howlick.....	...	...	4	...
...	...	...	3	Lukpu.....	...	...	...	22
...	...	...	10	Yuetsing.....	...	...	...	4
...	...	...	20	Lukto.....	...	...	...	21
...	...	...	2	Fungchun.....	...	...	...	2
...	...	14	1,065	TOTAL.....	...	...	18	1,688

NOTE.—The above table does not include passengers carried by Inland-waters Steam-launches nor by Chinese Junks towed by Steam-launches.

2°. TREASURE.—Silver, in Dollars, value *Hk. \$* 26,300, exported to Hongkong and Macao.



IX. REVENUE.—The following Table shows the Dues and Duties (Foreign flags, Native flag,\* and Transit) collected during the quarter, as compared with the corresponding period of previous years:—

	1902.		1903.		1904.	
	Foreign.	Native.	Foreign.	Native.	Foreign.	Native.
	<i>Hk. Tk m.c.c.</i>	<i>Hk. Tk m.c.c.</i>	<i>Hk. Tk m.c.c.</i>	<i>Hk. Tk m.c.c.</i>	<i>Hk. Tk m.c.c.</i>	<i>Hk. Tk m.c.c.</i>
Import Duty .....	8,993.5.2.0	10,020.5.3.6	10,198.2.8.5	8,793.2.0.6	18,748.5.9.4	2,376.5.2.9
Export " .....	8,151.0.5.0	3,383.1.3.7	9,645.5.6.6	2,306.2.8.3	13,936.2.0.5	1,846.2.5.2
Coast Trade Duty .....	867.9.4.9	...	1,453.0.3.8	175.4.1.6	588.3.6.1	138.7.9.8
Opium Duty .....	335.4.3.8	810.0.7.5	1,466.3.6.3	434.8.8.8	1,868.5.5.0	74.7.0.0
Tonnage Dues .....	35.0.0.0	267.9.0.0	35.3.0.0	72.7.0.0	0.3.0.0	4.5.0.0
<i>Hk. Tk</i>	18,382.9.5.7	14,481.6.4.8	22,798.5.5.2	11,782.4.9.3	35,142.0.1.0	4,440.7.7.9
Foreign and Native....	32,864.6.0.5		34,581.0.4.5		39,582.7.8.9	
Transit { Inwards.....	1,231.3.0.4	2,229.8.9.2	1,314.5.4.9	2,506.5.9.4	1,314.8.2.8	1,314.8.2.8
Dues { Outwards.....	998.5.8.8		1,192.0.4.5		...	
Opium { Foreign Flags	894.5.0.0	3,054.7.0.0	3,910.3.0.0	5,070.0.0.0	4,982.8.0.0	5,182.0.0.0
Likin { Native Flag...	2,160.2.0.0		1,159.7.0.0		199.2.0.0	
TOTAL COLLECTION	<i>Hk. Tk</i> 38,149.1.9.7		<i>Hk. Tk</i> 42,157.6.3.9		<i>Hk. Tk</i> 46,079.6.1.7 +	
+ No Drawbacks marked for cash payment during quarter, to be deducted from } total collection .....					<i>Hk. Tk</i> Nil.	

\* Chinese registered Ships and Steamers; Chinese Lorchas and Papicos holding Customs sailing letters; and Chinese Junks chartered by Foreigners.

I am, etc.,

C. E. TANANT,

Acting Commissioner of Customs.

To the

INSPECTOR GENERAL OF CUSTOMS.

(Received 22nd October 1904.)

CUSTOM HOUSE,  
SAMSHUI, 17TH OCTOBER 1904.

## WEST RIVER STAGES.

I. IMPORTS.—The principal articles of Import from Foreign Countries and Chinese Ports, during the quarter, as compared with the same period of the previous year, have been as follows:—

DESCRIPTION OF GOODS.	KUMCHUK.		PAKTAU- HAU.	SHIHING.		LOTING- HAU.	TAKHING.		DOSING.
	1903.	1904.	1904.	1903.	1904.	1904.	1903.	1904.	1904.
COTTON GOODS.									
Shirtings, Grey, English..... Pieces	10,293	5,782	...	15	35	...	...	...	...
"    White, Plain..... "	6,747	1,837	...	725	402	...	...	...	...
"    Brocaded & Spotted..... "	345	...	...	...	...	...	...	...	...
Drills, English..... "	607	558	...	5	20	...	...	...	...
T-Cloths, English..... "	4,960	3,197	...	546	799	...	...	...	...
Cambrics, Lawns, and Muslins, White..... "	112	...	...	93	46	...	...	...	...
Lenos and Balzarines, White..... "	911	60	...	...	...	...	...	...	...
Chintzes and Plain Cotton Prints..... "	3,058	1,723	...	41	70	...	...	...	...
Cotton Lastings, Plain..... "	897	26	...	7	7	...	...	...	...
"    Figured..... "	1,897	481	...	63	...	...	...	...	...
"    Damasks, Dyed..... "	740	11	...	32	47	...	...	...	...
Dyed Lenos and Balzarines..... "	544	181	...	...	...	...	...	...	...
"    Shirtings, Plain..... "	...	142	...	3	...	...	...	...	...
"    Hongkong..... "	111	149	...	8	166	...	...	...	...
Cotton Flannel, English..... "	111	56	...	52	45	...	...	...	...
"    Japanese..... "	2,686	3,104	...	282	406	...	...	...	...
Japanese Cotton Cloth..... Yards	220	...	...	132	...	...	...	...	...
"    Crape..... "	10,286	3,876	...	490	100	...	...	...	...
Handkerchiefs..... Dozens	537	4	...	385	290	...	...	...	...
Towels..... "	33	2	...	70	19	...	...	...	...
Cotton Yarn, Indian..... Piculs	246	84	...	465	...	...	42	981	...
WOOLLEN AND COTTON MIXTURES.									
Union Italian Cloth..... Pieces	595	...	...	...	...	...	...	...	...
WOOLLEN GOODS.									
Camlets, English..... Pieces	1,250	327	...	12	10	...	...	...	...
Cashmeres..... Yards	2,281	4,864	...	237	983	...	...	...	...

## I. IMPORTS—Continued.

DESCRIPTION OF GOODS.	KUMCHUK.		PAKTAU- HAU.	SHIHING.		LOTING- HAU.	TAKHING.		DOSING.
	1903.	1904.	1904.	1903.	1904.	1904.	1903.	1904.	1904.
Cloth, Broad, Medium, and Habit..... Yards	608	403	...	...	...	...	...	...	...
Spanish Stripes..... "	4,700	996	...	265	...	...	...	...	...
METALS.									
Iron & Mild Steel, Bars..... Piculs	159	26	...	16	...	...	...	...	...
" " " Nails, Wire	2	...	...	...	...	...	17	...	...
" " " Plate Cut- tings..... "	...	...	...	40	298	...	100	150	...
Lead, in Pigs and Bars..... "	12	2	...	...	...	...	...	...	...
FOREIGN SUNDRIES.									
Awabi..... Piculs	34	14	...	...	...	...	2	3	...
Beans..... "	172	173	...	4	...	...	...	1	...
Betel-nuts..... "	4	...	...	1,168	782	...	142	121	...
Bicho de Mar..... "	2	4	...	...	15	...	26	9	...
Cement..... "	74	21	...	...	3	...	6	...	...
Cotton, Raw..... "	39	4	...	13	3	...	...	...	...
Cuttle-fish..... "	207	281	...	15	164	...	58	65	...
Dates..... "	79	66	...	7	23	...	51	30	1
Fish, Salt..... "	68	153	...	3	...	...	...	...	...
Flour, Wheat..... "	4,590	3,855	...	1,250	994	...	123	214	243
Fungus..... "	19	43	...	4	9	...	...	...	...
Ground-nuts..... "	577	515	...	...	...	...	...	...	...
India-rubber Shoes..... Pairs	2,170	250	...	164	500	...	...	...	...
Lily Flowers, Dried..... Piculs	81	74	...	36	59	...	19	12	...
Matches, Japan..... Gross	27,253	14,700	...	17,332	11,124	...	1,750	500	1,000
Medicines..... { Value, Hk. Tls }	1,403	951	...	327	435	...	1,794	1,480	394
Mushrooms..... Piculs	26	45	...	11	...	...	1	2	...
Mussels, Dried..... "	81	23	...	7	71	...	113	39	...
Oil, Ground-nut..... "	422	1,829	...	...	21	...	...	242	...
" Kerosene, American..... Gallons	...	...	...	1,580	500	...	...	...	...
" " Russian..... "	...	...	...	1,000	...	...	...	...	...
" " Sumatra..... "	...	...	...	6,000	3,500	...	1,500	15,000	12,000
Oysters, Dried..... Piculs	11	1	...	3	...	...	4	1	...
Prawns and Shrimps, Dried... "	37	27	...	...	...	...	...	...	...
Preserves..... "	49	...	...	8	11	...	7	...	...
Rattans, Split..... "	34	3	...	...	...	...	...	...	...
" Whole..... "	...	...	...	80	34	...	...	...	...
Sapanwood..... "	...	...	...	...	...	...	1,160	...	...
Seaweed, Long..... "	7	19	...	...	2	...	28	66	...
Seed, Apricot..... "	63	70	...	15	34	...	5	4	1
" Melon..... "	...	2	...	1	53	...	37	60	...
" Sesamum..... "	55	...	...	...	...	...	34	7	...
Stock-fish..... "	162	...	...	5	33	...	397	233	13
Sugar, Brown..... "	1	32	...	2	2	...	38	...	...
" Candy..... "	41	...	...	...	...	...	4	21	...
" Refined..... "	...	...	...	542	75	...	...	...	...
" White..... "	604	625	...	396	372	...	502	480	...

## I. IMPORTS—Continued.

DESCRIPTION OF GOODS.	KUMCHUK.		PAKTAU- HAU.	SHIHING.		LOTING- HAU.	TAKHING.		DOSING.
	1903.	1904.	1904.	1903.	1904.	1904.	1903.	1904.	1904.
Vernicelli..... <i>Piculs</i>	255	222	...	2	37	...	29	57	...
Wax, White..... "	35	39	...	8	8	...	2	4	...
Yams (Dye-root)..... "	2,636	1,324	...	42	...	...	...	...	...
NATIVE SUNDRIES.									
Charcoal..... <i>Piculs</i>	293	...	...	...	...	...	...	...	...
Hemp..... "	20	...	...	...	...	...	15	...	...
Nuts, White..... "	107	37	...	...	102	...	...	...	...
Rice..... "	...	...	...	...	...	...	269	...	...
Sanshu..... "	...	...	...	448	920	...	...	...	...
Silk Cocoons..... "	144	39	...	...	...	...	...	...	...
Straw..... "	...	...	...	...	...	...	22,486	2,819	...
Sugar, White..... "	...	...	...	...	...	...	100	...	...
Tobacco, Leaf..... "	...	...	...	...	5	...	...	114	...

II. EXPORTS.—The principal articles of Export to Foreign Countries and Chinese Ports, during the quarter, as compared with the same period of the previous year, have been as follows:—

DESCRIPTION OF GOODS.	KUMCHUK.		PAKTAU- HAU.	SHIHING.		LOTING- HAU.	TAKHING.		DOSING.
	1903.	1904.	1904.	1903.	1904.	1904.	1903.	1904.	1904.
Bags, Straw..... <i>Pieces</i>	49,235	...	...	...	1,396,800	...	...	...	...
Bran..... <i>Piculs</i>	186	...	...	...	...	...	...	...	...
China-root..... "	...	...	...	...	...	...	4	323	56
Mats, Straw..... <i>Pieces</i>	...	...	...	...	3,175	...	29,663	31,227	...
Matting..... <i>Rolls</i>	...	...	...	...	...	...	64,578	17,691	...
Medicines..... $\left. \begin{array}{l} \text{Value,} \\ \text{Hk. Ts.} \end{array} \right\}$	11	...	...	...	2	...	17	97	...
Silk, Raw, Wild..... <i>Piculs</i>	...	242	...	...	...	...	...	9	...
" Fishing-lines..... "	...	...	...	...	...	...	1	22	4
Tea..... "	223	...	...	444	395	...	...	...	...
Tobacco, Leaf..... "	344	...	...	...	...	...	...	139	...
" Prepared..... "	19	31	...	...	...	...	1	...	...
Turnips, Salted..... "	32	...	...	...	...	...	...	...	...
Wood, Camphor..... "	...	...	...	...	...	...	220	...	...

III. SPECIAL TABLES.—The following Tables give separate statistics in connexion with the Passenger Traffic and the Import of Treasure :—  
1°. PASSENGER TRAFFIC.

FROM		PASSENGERS TO											
		FOREIGNERS		CHINESE									
		Hong-kong.	Macao.	Hong-kong.	Macao.	Kum-chuk.	Shunhing.	Lokpu.	Yuet-sing.	Lakto.	Takking.	Dosing.	Fung-chuen.
Kumchuk.....	.....	...	...	533	386	...	27	...	...	1	21	14	...
Shunhing.....	.....	...	...	...	...	...	...	...	253	3	30	100	32
Lokpu.....	.....	...	...	...	...	...	...	...	...	88	...	...	...
Yuet-sing.....	.....	...	...	...	...	2	...	...	...	...	88	...	...
Lakto.....	.....	...	...	...	...	11	...	...	...	...	28	13	...
Takking.....	.....	...	...	...	...	14	24	...	...	...	...	18	5
Dosing.....	.....	...	...	...	...	20	...	...	...	...	...	...	...
Fungchuen.....	.....	...	...	...	...	3	...	...	...	...	...	...	...
TOTAL.....	.....	...	...	533	386	304	51	...	253	92	167	145	37

TO		PASSENGERS FROM											
		FOREIGNERS		CHINESE									
		Hong-kong.	Macao.	Hong-kong.	Macao.	Kum-chuk.	Shunhing.	Lokpu.	Yuet-sing.	Lakto.	Takking.	Dosing.	Fung-chuen.
Kumchuk.....	.....	...	...	606	472	...	254	...	2	11	14	20	3
Shunhing.....	.....	...	...	...	...	27	...	...	...	...	24	...	...
Lokpu.....	.....	...	...	...	...	...	...	...	...	...	...	...	...
Yuet-sing.....	.....	...	...	...	...	...	253	...	...	...	...	...	...
Lakto.....	.....	...	...	...	...	1	3	88	...	...	...	...	...
Takking.....	.....	...	...	...	...	21	30	...	88	...	...	...	...
Dosing.....	.....	...	...	...	...	14	100	...	...	13	18	...	...
Fungchuen.....	.....	...	...	...	...	...	32	...	...	...	5	...	...
TOTAL.....	.....	...	...	606	472	63	672	88	90	52	61	20	3

N.B.—For Passenger Traffic between West River Stages and Ports and Canton, see Passenger Tables of Canton, Kongsmoon, Samshui, and Wuchow.  
2°. TREASURE.—Silver, in Dollars, value *HK. \$* 600, imported at Takking from Canton.

IV. REVENUE.—The following Table shows the Duties collected on goods to and from West River Ports during the quarter:—

COLLECTED AT	ON GOODS IMPORTED AT OR EXPORTED FROM						TOTAL COLLECTION.
	KUMCHUK.	PAKTAUHAU.	SHIUHING.	LOTINGHAU.	TAKHING.	DOSING.	
	<i>Hk. Tam.c.c.</i>	<i>Hk. Tam.c.c.</i>	<i>Hk. Tam.c.c.</i>	<i>Hk. Tam.c.c.</i>	<i>Hk. Tam.c.c.</i>	<i>Hk. Tam.c.c.</i>	<i>Hk. Tam.c.c.</i>
CANTON.....	Import Duty.....	...	...	...	...	...	...
	Export Duty.....	...	...	...	3,711.5-7.6	8.1-9.6	3,719.7-7.2
	Coast Trade Duty.....	...	...	...	7.8-2.4	...	7.8-2.4
KONGMOON.....	Import Duty.....	5,241.1-7.7	...	...	...	...	5,241.1-7.7
	Export Duty.....	927.0-5.0	...	...	...	...	927.0-5.0
	Coast Trade Duty.....	...	...	...	...	...	...
SAMSHUI.....	Import Duty.....	...	...	1,346.3-7.2	...	1,768.0-6.0	125-9-3.0
	Export Duty.....	...	...	2,667.2-3.7	...	738.0-0.2	56.6-2.5
	Coast Trade Duty.....	...	...	...	...	...	...
WUCHOW.....	Import Duty.....	...	...	...	...	...	...
	Export Duty.....	255-5-7.0	...	25-3-1.8	...	20-9-7.6	...
	Coast Trade Duty.....	128.2-8.7	...	...	...	...	128.2-8.7
TOTAL	Import Duty.....	5,241.1-7.7	...	1,346.3-7.2	...	1,768.0-6.0	125-9-3.0
	Export Duty.....	1,182.6-2.0	...	2,692.5-5.5	...	4,470.5-5.4	64.8-2.1
	Coast Trade Duty.....	128.2-8.7	...	...	...	7.8-2.4	...
	6,552.0-8.4	...	4,038.9-2.7	...	6,246.4-3.8	190.7-5.1	17,028.2-0.0

NOTE.—The figures in the above table form part of the total collection at Canton, Kongmoon, Samshui, and Wuchow respectively.

C. E. TANANT,

Acting Commissioner of Customs.

To the

INSPECTOR GENERAL OF CUSTOMS.

(Received 27th October 1904.)

CUSTOM HOUSE,  
WUCHOW, 17TH OCTOBER 1904.

SIR,

I.—In conformity with the instructions contained in your Circulars Nos. 21 of 1869, 14 of 1872, and 6 of 1875, I now transmit to the Statistical Department at Shanghai, for publication, the statistics of the trade of this port for the third quarter of the year 1904.

II. TONNAGE.—The number, tonnage, and movements of vessels, entered and cleared during the quarter, are set forth in the following Table :—

ENTERED.	JULY.		AUGUST.		SEPTEMBER.		TOTAL.	
	No.	Tons.	No.	Tons.	No.	Tons.	No.	Tons.
1. Foreign River Steamers.....	44	12,954	38	10,409	39	11,357	121	34,720
2. " Steam-launches.....	80	1,509	76	1,312	81	1,272	237	4,093
3. " Sailing Vessels.....	...	...	...	...	...	...	...	...
4. Chinese-owned Vessels of Foreign type:—								
River Steamers.....	28	5,090	25	4,583	23	4,165	76	13,838
Steam-launches.....	133	1,934	102	1,388	77	1,104	312	4,426
Sailing Vessels.....	...	...	...	...	...	...	...	...
5. Native Craft.....	...	...	...	...	...	...	...	...
Total.....	285	21,487	241	17,692	220	17,898	746	57,077
Same Quarter, 1903.....	307	17,301	246	14,319	243	17,121	796	48,741

CLEARED.	JULY.		AUGUST.		SEPTEMBER.		TOTAL.	
	No.	Tons.	No.	Tons.	No.	Tons.	No.	Tons.
1. Foreign River Steamers.....	44	12,954	38	10,409	38	10,702	120	34,065
2. " Steam-launches.....	81	1,523	75	1,298	80	1,255	236	4,076
3. " Sailing Vessels.....	...	...	...	...	...	...	...	...
4. Chinese-owned Vessels of Foreign type:—								
River Steamers.....	28	5,090	24	4,341	23	4,247	75	13,678
Steam-launches.....	133	1,921	102	1,391	80	1,147	315	4,459
Sailing Vessels.....	...	...	...	...	...	...	...	...
5. Native Craft.....	...	...	...	...	...	...	...	...
Total.....	286	21,488	239	17,439	221	17,351	746	56,278
Same Quarter, 1903.....	315	17,399	238	13,986	245	17,227	798	48,612

Of Sailing Vessels entered—	Of Steamers entered—	Of Sailing Vessels cleared—	Of Steamers cleared—
Nil.	634 were from Ports in China. 112 " " Foreign Ports.	Nil.	636 were for Ports in China. 110 " " Foreign Ports.
	746* Entered.		746† Cleared.
			Remaining in Port..... 4

\* Including 549 (of 8,519 tons) entered under Inland Waters Steam Navigation Rules.

† " " 551 (of 8,535 " ) cleared " " " " " " " "

III. IMPORTS.—The principal articles of Import from Foreign Countries and Chinese Ports, during the quarter, as compared with the same period of previous years, have been as follows:—

DESCRIPTION OF GOODS.	1901.	1902.	1903.	1904.
<b>OPIUM.</b>				
Benares..... <i>Piculs</i>	...	...	1.24	...
Patna..... "	...	3.65	7.60	3.61
<b>COTTON GOODS.</b>				
Shirtings, Grey, English..... <i>Pieces</i>	22,311	14,919	22,084	30,344
" White, Plain..... "	26,849	17,662	23,104	23,819
T-Cloths, English..... "	10,761	11,441	10,311	15,646
Cambrics and Muslins, White..... "	20	30	...	200
Lenos and Balzarines, White..... "	...	...	715	228
Chintzes and Plain Cotton Prints..... "	1,653	2,013	2,118	3,109
Printed Drills, Furnitures, and Twills..... "	975	545	562	1,278
Cotton Italians, Plain, Fast Black..... "	1,118	1,417	1,004	290
Dyed Shirtings, Figured, Brocaded, and Spotted..... "	2,279	1,133	8,208	19,862
Cotton Damasks, Dyed..... "	5,754	1,602	...	...
Dyed Lenos and Balzarines..... "	759	946	399	403
" Shirtings, Hongkong..... "	20,383	6,855	5,210	21,698
Turkey Red Shirtings..... "	2,725	1,618	2,635	3,254
Cotton Spanish Stripes..... "	...	...	239	993
" Flannel, Plain, Dyed, and Printed..... "	3,362	1,165	5,034	11,707
Crimp Cloth..... <i>Yards</i>	...	...	12,050	5,169
Japanese Cotton Cloth..... { <i>Pieces</i>	3,668	4,371	...	...
" " "..... { <i>Yards</i>	...	...	375	2,976
" " "..... { <i>Pieces</i>	2,666	830	6,420	25,458
Velvets and Velveteens..... { <i>Yards</i>	...	...	...	...
Cotton Blankets..... <i>Pieces</i>	1,347	1,194	55,049	76,008
Handkerchiefs..... <i>Dozens</i>	8,525	3,649	1,635	2,638
Towels, Honeycomb and Huckaback..... "	481	1,341	2,666	5,978
" Honeycomb and Huckaback, Japanese..... "	441	777	408	1,586
Cotton Yarn, Indian..... <i>Piculs</i>	39,209	16,465	20,995	28,910
<b>WOOLLEN AND COTTON MIXTURES.</b>				
Union Italian Cloth..... <i>Pieces</i>	198	94	8	32
<b>WOOLLEN GOODS.</b>				
Blankets and Rugs..... { <i>Pairs</i>	968	494	...	...
" " "..... { <i>Pounds</i>	...	...	4,685	8,950
Camlets, English..... <i>Pieces</i>	475	221	334	293
Cloth, Broad, Medium, and Habit..... { <i>"</i>	456	205	...	...
" " "..... { <i>Yards</i>	...	...	8,439	13,653
Lastings..... <i>Pieces</i>	595	371	201	196
Long Ells..... "	4,394	2,334	2,486	5,191
Spanish Stripes..... { <i>"</i>	523	312	...	...
" " "..... { <i>Yards</i>	...	...	10,908	15,730
<b>MISCELLANEOUS PIECE GOODS.</b>				
Silk Piece Goods, Plain..... <i>Cutties</i>	7,800	3,000	1,800	2,406
" " Brocaded..... "				1,843



## III. IMPORTS—Continued.

DESCRIPTION OF GOODS.	1901.	1902.	1903.	1904.
<b>METALS.</b>				
Iron and Mild Steel, New:—				
Bars.....	<i>Piculs</i> 7,459	5,417	7,227	511
Cobbles and Wire Shorts.....	" .....	" .....	266	61
Hoops.....	" .....	" .....	524	509
Nail-rod.....	" 213	561	420	569
Nails.....	" 911	555	717	1,312
Iron, Old.....	" 526	594	276	518
Steel.....	" 2,109	289	260	523
<b>SUNDRIES.</b>				
Alum, White.....	<i>Piculs</i> 126	527	183	146
Beans, Miscellaneous.....	" 2,297	2,477	21,474	2,412
Betel-nuts.....	" 1,037	1,135	1,707	1,232
Braid, Llama.....	{ <i>Gross</i> 7,349	2,746	" .....	" .....
	{ <i>Piculs</i> .....	" .....	37	59
Cigarettes, 2nd Quality.....	" <i>Pieces</i> .....	" .....	341,500	634,700
Clocks and Watches.....	" 1,352	831	2,582	999
Cloth, Native (Nankeens).....	" <i>Piculs</i> 1,292	1,462	2,349	4,294
Coal, Foreign.....	" <i>Tons</i> 277	220	2,620	3,146
Cotton, Raw, Indian.....	" <i>Piculs</i> 1,218	1,206	849	1,045
Cuttle-fish.....	" 892	825	896	1,093
Dates, Black.....	" .....	" .....	266	586
Dyes, Aniline.....	<i>Value, Hk. Th</i> 2,254	1,673	2,128	6,159
Fish, Salt.....	" <i>Piculs</i> 1,842	2,532	2,085	2,930
Flour, Foreign.....	" 17,830	4,767	5,205	4,643
Glass, Window.....	{ <i>Sq. feet</i> 18,600	3,100	14,300	" .....
	{ <i>Boxes</i> .....	" .....	" .....	167
Gypsum.....	" <i>Piculs</i> 5,225	5,843	5,000	8,133
Lamps and Lampware.....	{ <i>Value, Hk. Th</i> 19,758	15,358	18,241	" .....
	{ <i>Pieces</i> .....	" .....	" .....	3,176
Matches, Wood, Japan.....	" <i>Gross</i> 142,520	262,912	167,672	221,558
Medicines.....	{ <i>Piculs</i> 1,594	3,057	2,322	" .....
	{ <i>Value, Hk. Th</i> .....	" .....	" .....	25,134
Oil, Kerosene, American.....	" <i>Gallons</i> 498,660	312,400	279,000	341,970
" " Russian.....	" 40,000	66,810	" .....	" .....
" " Sumatra.....	" 301,522	231,465	413,205	694,315
Paper, 1st Quality.....	" <i>Piculs</i> 1,160	1,278	1,167	2,729
Prawns and Shrimps, Dried.....	" .....	" .....	232	238
Rice.....	" .....	" .....	3,833	" .....
Sandalwood.....	" 237	1,002	441	552
Seaweed.....	" .....	" .....	145	258
Shoes and Boots, India-rubber.....	" <i>Pairs</i> 2,066	1,654	3,299	3,714
Sugar, Brown.....	" <i>Piculs</i> .....	" .....	103	148
" Candy.....	" .....	1,055	447	489
" White.....	" .....	4,612	2,774	3,121
Tobacco, Prepared.....	" 1,252	962	814	390
Umbrella Fittings.....	" <i>Dozens</i> .....	" .....	2,081	4,600
" Frames.....	" 3,280	1,485	2,315	4,675
Umbrellas, Cotton.....	" <i>Pieces</i> 9,715	4,174	2,374	3,984
Vermicelli.....	" <i>Piculs</i> 1,159	1,788	794	2,333

IV. EXPORTS.—The principal articles of Export (including Re-exports) to Foreign Countries and Chinese Ports, during the quarter, as compared with the same period of previous years, have been as follows:—

DESCRIPTION OF GOODS.	1901.	1902.	1903.	1904.
Aniseed, Star..... <i>Piculs</i>	504	1,520	727	1,298
Barley, Pearl..... "	175	767	439	640
Beans, Miscellaneous..... "	...	244	320	385
Cattle..... <i>Head</i>	...	1,274	4,007	2,634
China-root..... <i>Piculs</i>	...	1,836	2,098	799
Coal, Native..... <i>Tons</i>	200	4	...	...
Feathers, Duck, Fowl, etc..... <i>Piculs</i>	33	58	...	137
Firewood..... "	61,250	53,133	70,235	76,215
Glue, Cow..... "	86	586	403	177
Hemp, Raw..... "	772	177	270	2,745
Hides, Cow and Buffalo..... "	4,261	14,504	9,039	5,345
Horns, "..... "	437	372	512	284
Indigo, Liquid..... "	3,236	9,715	16,551	16,362
Lard..... "	...	...	77	...
Leather..... "	2,261	1,107	2,478	4,031
Lizards, Dried..... <i>Pairs</i>	12,126	31,100	25,095	77,998
Medicines..... <i>Piculs</i>	232	530	750	742
Molasses..... "	...	...	33	...
Moxa..... "	...	...	1	2
Mushrooms..... "	5	5	6	3
Nutgalls..... "	50	53	...	497
Nuts, White..... "	486	359	1,402	1,461
Oil, Aniseed..... "	86	164	178	110
" Cassia..... "	...	30	1	129
" Ground-nut..... "	...	...	373	70
" Tea..... "	143	120	1,098	...
" Wood..... "	6,457	7,870	4,988	7,265
Paper, 1st Quality..... "	...	...	51	31
" 2nd..... "	...	1,796	1,005	1,377
Poultry..... <i>No.</i>	215,700	224,650	268,500	560,403
Seeds, Melon..... <i>Piculs</i>	912	1,002	2,014	908
Silk, Raw, White..... "	155	108	119	223
Skins (Furs), Mouse-deer..... <i>Pieces</i>	25,265	6,281	2,453	3,217
Sugar, Brown..... <i>Piculs</i>	...	...	176	150
" White..... "	...	76	205	...
Tallow, Animal..... "	159	190	181	123
Timber, Planks, Camphor-wood..... "	...	1,747	5,142	1,745
" Soft-wood..... <i>Sq. feet</i>	...	...	15,324	10,537
" Poles, "..... <i>Pieces</i>	...	4,710	7,167	7,562
Tin, Ch'ing-yuan..... <i>Piculs</i>	...	63	41	41
Tobacco, Leaf..... "	...	...	165	75

V. RE-EXPORTS.—*Nil.*

VI. INTERNAL TRANSIT.—The following Table gives a list of the principal Foreign Goods conveyed to, and Native Goods brought from, the Interior under Transit Passes, during the quarter, as compared with the same period of previous years:—

DESCRIPTION OF GOODS.	1901.	1902.	1903.	1904.
FOREIGN GOODS CONVEYED TO THE INTERIOR.				
COTTON GOODS.				
Shirtings, Grey, English..... <i>Pieces</i>	12,229	5,360	11,945	18,682
" White, Plain..... "	14,350	7,888	10,343	12,880

## VI. INTERNAL TRANSIT—Continued.

DESCRIPTION OF GOODS.	1901.	1902.	1903.	1904.
T-Cloths, English .....	Pieces 7,834	6,568	4,712	11,826
Lenos and Balzarines, White .....	" .....	...	136	92
Chintzes and Furnitures .....	" 1,945	970	1,455	2,085
Cotton Italians, Plain and Figured .....	" 934	920	494	...
Dyed Shirtings, Figured, Brocaded, and Spotted .....	" 1,645	594	6,130	15,947
Cotton Damasks, Dyed .....	" 4,604	912	30	...
Dyed Lenos and Balzarines .....	" 442	250	331	120
" Shirtings, Hongkong .....	" 21,431	7,594	2,980	19,893
Turkey Red Shirtings .....	" 2,146	1,239	1,272	2,600
Cotton Flannel .....	" 1,679	294	1,759	7,505
Crimp Cloth .....	Yards .....	...	2,077	11,228
Japanese Cotton Cloth .....	" .....	...	70	3,848
Velvets and Velvetens .....	{ Pieces 2,504	543	...	...
Cotton Blankets .....	{ Yards .....	...	55,392	54,799
Handkerchiefs .....	{ Pieces .....	...	708	1,787
Towels, Honeycomb and Huckaback .....	{ Dozens 5,311	2,029	1,139	2,911
Cotton Yarn, Indian .....	{ Pieces .....	...	574	3,325
	35,171	12,101	14,945	24,158
WOOLLEN AND COTTON MIXTURES.				
Union Italian Cloth .....	Pieces 195	8	84	...
WOOLLEN GOODS.				
Blankets and Rugs .....	{ Pairs 652	222	...	...
	{ Pounds .....	...	1,742	7,308
Camlets, English .....	{ Pieces 420	92	159	307
Cloth, Broad, Medium, and Habit .....	{ Pieces 391	144	...	...
	{ Yards .....	...	4,380	10,142
Lastings .....	{ Pieces 474	189	68	109
Long Ells .....	" 5,173	1,975	1,483	4,661
Spanish Stripes .....	{ Yards 334	172	...	...
	...	...	4,759	9,192
MISCELLANEOUS PIECE GOODS.				
Silk Piece Goods, Plain .....	Catties .....	...	700	975
" " Brocaded .....	" 5,800	1,800	800	1,180
METALS.				
Iron, Bars .....	Piculs 4,724	3,589	4,291	78
" Cobbles and Wire Shorts .....	" .....	...	37	27
" Hoops .....	" 226	138	156	285
" Nail-rod .....	" 53	169	46	116
" Nails .....	" 863	511	480	700
" Old .....	" 373	219	231	447
Steel .....	" 1,714	141	370	352
SUNDRIES.				
Beans, Miscellaneous .....	Piculs .....	...	2,802	884
Bed Covers .....	Pieces 816	100	30	...
Betel-nuts .....	Piculs 676	665	969	879
Braid, Llama .....	{ Gross 5,998	2,256	...	...
	{ Pieces .....	...	20	29
Cigarettes, 2nd Quality .....	Pieces .....	...	121,950	252,400
Cotton, Raw, Indian .....	Piculs 468	333	245	577
Dyes, Aniline .....	Value, Hk. Tk. 1,573	804	1,739	4,187
Fish, Salt .....	Piculs 737	726	739	1,259
Flour, Foreign .....	" 2,705	2,700	4,521	2,795
Glass, Window .....	{ Sq. feet 12,500	3,100	4,700	...
	{ Boxes .....	...	...	123

## VI. INTERNAL TRANSIT—Continued.

DESCRIPTION OF GOODS.	1901.	1902.	1903.	1904.
Gypsum.....	<i>Piculs</i> 4,457	3,763	3,184	5,345
Lamps.....	<i>Pieces</i> 8,188	7,626	7,851	...
	<i>Value, Hk. Pz</i> ...	...	...	966
Mangrove Bark.....	<i>Piculs</i> 272	355	352	345
Matches, Wood, Japan.....	<i>Gross</i> 120,427	206,880	139,508	344,267
Medicines.....	<i>Piculs</i> 1,040	2,173	1,314	...
	<i>Value, Hk. Pz</i> ...	...	...	18,007
Nankeens.....	<i>Piculs</i> 878	1,104	752	2,364
Oil, Kerosene, American.....	<i>Gallons</i> 400,850	236,510	252,500	285,930
" " Russian.....	" 13,650	48,380	...	...
" " Sumatra.....	" 304,100	110,700	275,700	530,700
Paper, 1st Quality.....	<i>Piculs</i> 789	1,223	703	1,673
" 2nd ".....	" ...	" ...	6	72
Samshu.....	" ...	" ...	172	83
Sandalwood.....	" 201	802	331	269
Seaweed.....	" 172	322	109	221
Shoes and Boots, India-rubber.....	<i>Pairs</i> 630	477	981	447
Sugar Candy.....	<i>Piculs</i> ...	...	432	307
" White.....	" ...	...	2,171	2,185
Tobacco, Prepared.....	" 955	107	537	151
Umbrella Fittings.....	<i>Dozens</i> ...	...	1,126	2,734
" Frames.....	" 3,077	860	1,758	3,109
Umbrellas, Cotton.....	<i>Pieces</i> 9,204	3,362	2,594	3,277
Vernicelli.....	<i>Piculs</i> 1,143	1,220	669	1,728
TRANSIT PASSES ISSUED.....	<i>No.</i> 12,198	9,295	10,515	25,246
NATIVE GOODS BROUGHT FROM THE INTERIOR.				
Aniseed, Star.....	<i>Piculs</i> 524	1,519	727	1,096
Cattle.....	<i>Head</i> ...	...	1,998	...
China-root.....	<i>Piculs</i> 265	1,853	636	799
Feathers, Duck, Fowl, etc.....	" 33	53	18	108
Glue, Cow.....	" 55	363	391	177
Hides, Cow and Buffalo.....	" 3,261	4,182	7,816	4,895
Horns, ".....	" 342	300	442	233
Indigo, Liquid.....	" 1,789	1,735	2,089	10,233
Leather.....	" 2,039	2,134	2,271	3,350
Lizards, Dried.....	<i>Pairs</i> 11,376	24,830	17,063	71,388
Medicines.....	<i>Piculs</i> 79	396	367	624
Nutgalls.....	" 50	35	...	229
Oil, Aniseed.....	" 86	164	178	304
" Tea.....	" 127	...	963	...
" Wood.....	" 1,901	1,595	3,458	2,822
Paper, 1st Quality.....	" ...	...	45	56
" 2nd ".....	" 731	2,126	883	1,082
" Oiled.....	" ...	...	256	166
Seeds, Melon.....	" 35	542	1,343	512
Skins (Furs), Mouse-deer.....	<i>Pieces</i> 24,463	5,781	2,051	3,237
Sugar, Brown.....	<i>Piculs</i> ...	...	176	...
" White.....	" ...	76	164	...
Tallow, Animal.....	" 150	116	147	112
Timber, Camphor-wood.....	" ...	1,517	5,040	1,745
" Planks, Soft-wood.....	<i>Sq. feet</i> ...	...	1,400	6,051
" Poles.....	" 3,249	1,060	2,200	11,860
Tin, Ch'ing-yuan.....	<i>Piculs</i> 34	43	29	41
Tobacco, Leaf.....	" ...	...	144	39
TRANSIT PASSES SURRENDERED....	<i>No.</i> 181	214	331	435



VIII. SPECIAL TABLE.—The following Table gives separate statistics in connexion with the Passenger Traffic:—

PASSENGERS TO				PASSENGERS FROM			
SAILING VESSELS.		STEAMERS.		SAILING VESSELS.		STEAMERS.	
Foreigners.	Natives.	Foreigners.	Natives.	Foreigners.	Natives.	Foreigners.	Natives.
UNDER WEST RIVER REGULATIONS.							
...	...	9	175	Hongkong.....	...	8	100
...	...	42	4,806	Canton.....	...	34	4,063
...	...	...	81	Yungki.....	...	...	66
...	...	...	14	Maning.....	...	...	...
...	...	...	567	Kumchuk.....	...	...	791
...	...	...	203	Kaukong.....	...	...	71
...	...	3	562	Samshui.....	...	3	587
...	...	...	1,993	Shihing.....	...	...	1,975
...	...	...	29	Lukpu.....	...	...	26
...	...	...	53	Yuetsing.....	...	...	60
...	...	...	86	Lukto.....	...	...	109
...	...	2	1,697	Takhing.....	...	1	1,558
...	...	...	3,034	Dosing.....	...	...	2,585
...	...	...	1,605	Fungchun.....	...	...	1,762
UNDER INLAND WATERS REGULATIONS.							
...	...	...	2,357	Mongkong.....	...	...	2,754
...	...	...	4,209	Konghao.....	...	...	4,989
...	...	...	27	Tangyuen.....	...	...	...
...	...	...	618	Nanning.....	...	...	281
...	...	...	135	Kwaiyuen.....	...	...	131
...	...	56	22,251	TOTAL.....	...	46	21,908

IX. REVENUE.—The following Table shows the Dues and Duties (Foreign flag, Native flag,\* and Transit) collected during the quarter, as compared with the corresponding period of previous years:—

	1902.		1903.		1904.	
	Foreign.	Native.	Foreign.	Native.	Foreign.	Native.
	<i>Hk. Tam.c.c.</i>	<i>Hk. Tam.c.c.</i>	<i>Hk. Tam.c.c.</i>	<i>Hk. Tam.c.c.</i>	<i>Hk. Tam.c.c.</i>	<i>Hk. Tam.c.c.</i>
Import Duty .....	19,226.6.4.8	35,528.4.0.9	12,879.6.9.8	46,474.9.5.2	31,697.9.0.4	60,159.8.8.4
Export " .....	6,224.1.0.7	8,178.8.0.4	6,827.3.9.7	11,076.4.6.9	8,477.1.3.8	15,453.7.7.2
Coast Trade Duty .....	893.9.2.1	4.2.2.5	1,608.7.5.0	133.5.1.1	1,677.3.6.0	34.6.4.0
Opium Duty .....	36.7.5.0	73.9.2.1	...	150.4.9.0	36.7.5.0	71.3.6.3
Tonnage Dues .....	76.0.0.0	174.4.0.0	403.9.0.0	206.9.0.0	165.2.0.0	86.0.0.0
<i>Hk. Th</i>	26,457.4.2.6	43,959.7.5.9	21,719.7.4.5	58,042.3.2.2	42,054.3.5.2	75,805.6.5.9
Foreign and Native ....		70,417.1.8.5		79,762.0.6.7		117,860.0.1.1
Transit Dues {						
Inwards.....	17,713.2.4.6	21,379.1.6.1	19,002.1.7.9	25,130.3.2.5	35,931.1.0.0	41,377.0.4.9
Outwards.....	3,665.9.1.5		6,128.1.4.6		5,445.9.4.9	
Opium Likin {						
Foreign Flags	98.0.0.0	293.3.9.0	...	398.4.9.0	98.0.0.0	288.3.0.0
Native Flag...	195.3.9.0		398.4.9.0		190.3.0.0	
TOTAL COLLECTION	<i>Hk. Th</i>	92,089.7.3.6	<i>Hk. Th</i>	105,290.8.8.2	<i>Hk. Th</i>	159,525.3.6.0 †
† No Drawbacks marked for cash payment during quarter, to be deducted from } total collection .....					<i>Hk. Th</i> Nil.	

\* Chinese registered Ships and Steamers; Chinese Lorchas and Papiocas holding Customs sailing letters; and Chinese Junks chartered by Foreigners.

I am, etc.,

E. VON STRAUCH,

Acting Commissioner of Customs.

To the

INSPECTOR GENERAL OF CUSTOMS.

(Received 27th October 1904.)

CUSTOM HOUSE,  
KIUNGCHOW, 6TH OCTOBER 1904.

SIR,

I.—In conformity with the instructions contained in your Circulars Nos. 21 of 1869, 14 of 1872, and 6 of 1875, I now transmit to the Statistical Department at Shanghai, for publication, the statistics of the trade of this port for the third quarter of the year 1904.

II. TONNAGE.—The number, tonnage, and movements of vessels, entered and cleared during the quarter, are set forth in the following Table:—

ENTERED.	JULY.		AUGUST.		SEPTEMBER.		TOTAL.	
	No.	Tons.	No.	Tons.	No.	Tons.	No.	Tons.
1. Foreign Ocean-going Steamers.....	42	29,811	34	24,630	34	23,974	110	78,515
2. " Steam-launches.....	...	...	...	...	...	...	...	...
3. " Sailing Vessels.....	...	...	...	...	...	...	...	...
4. Chinese-owned Vessels of Foreign type :—Ocean-going Steamers.....	...	...	...	...	...	...	...	...
Steam-launches.....	...	...	...	...	...	...	...	...
Sailing Vessels.....	...	...	...	...	1	123	1	123
5. Native Craft.....	...	...	...	...	...	...	...	...
Total.....	42	29,811	34	24,630	35	24,097	111	78,538
Same Quarter, 1903.....	63	32,618	59	27,511	60	33,087	182	93,216
CLEARED.	JULY.		AUGUST.		SEPTEMBER.		TOTAL.	
	No.	Tons.	No.	Tons.	No.	Tons.	No.	Tons.
1. Foreign Ocean-going Steamers.....	41	29,633	33	24,253	36	25,529	110	78,415
2. " Steam-launches.....	...	...	1	20	...	...	1	20
3. " Sailing Vessels.....	...	...	...	...	...	...	...	...
4. Chinese-owned Vessels of Foreign type :—Ocean-going Steamers.....	...	...	...	...	...	...	...	...
Steam-launches.....	...	...	...	...	...	...	...	...
Sailing Vessels.....	...	...	...	...	...	...	...	...
5. Native Craft.....	...	...	...	...	...	...	...	...
Total.....	41	29,633	34	24,273	36	24,529	111	78,435
Same Quarter, 1903.....	63	32,618	58	27,388	60	33,087	181	93,093
Of Sailing Vessels entered— 1 was from Foreign Ports.	Of Steamers entered— 24 were from Ports in China. 85 " " Foreign Ports. 1 re-entered.		Of Sailing Vessels cleared— Nil.			Of Steamers cleared— 18 were for Ports in China. 93 " " Foreign Ports.		
1 Entered.	110 Entered.					111 Cleared. Remaining in Port.....Nil.		



III. IMPORTS.—The principal articles of Import from Foreign Countries and Chinese Ports, during the quarter, as compared with the same period of previous years, have been as follows :—

DESCRIPTION OF GOODS.	1901.	1902.	1903.	1904.
<b>OPIUM.</b>				
Benares..... <i>Piculs</i>	19.32	7.26	1.22	...
Patna..... "	116.48	184.11	20.71	142.86
<b>COTTON GOODS.</b>				
Shirtings, Grey, Plain, English..... <i>Pieces</i>	1,995	2,237	2,057	1,853
" White, Plain..... "	5,850	5,850	5,147	4,628
Drills, American..... "	...	...	100	...
" Dutch..... "	60	30	...	...
" English..... "	...	21	16	72
T-Cloths, English..... "	3,343	3,384	3,129	2,092
" Indian..... "	...	...	...	411
" Japanese..... "	...	...	1,000	320
Cambrics, White..... "	...	...	30	...
Lenos and Balzarines, White..... "	488	215	132	159
Dyed Cambrics, Lawns, and Muslins..... "	...	...	...	130
" Lenos and Balzarines..... "	...	...	108	150
Chintzes and Plain Cotton Prints..... "	112	132	54	109
Printed Drills, Furnitures, and Twills..... "	...	...	15	210
Turkey Red Cottons and Dyed T-Cloths..... "	305	534	524	410
Cotton Italians, Plain, Fast Black..... "	834	916	547	816
" Lastings, Plain..... "	...	...	49	135
" Figured..... "	203	148	57	191
Dyed Shirtings, Figured, Brocaded, and Spotted..... "	165	73	22	4
" Plain..... "	2,108	1,236	729	255
" Hongkong, Plain..... "	...	...	986	2,263
Cotton Flannel, Plain, Dyed, and Printed, Japanese..... "	1,181	324	102	600
Japanese Cotton Cloth..... <i>Yards</i>	51,968	17,629	13,224	17,043
" Crape..... "	80,100	76,650	34,687	21,725
Velvets and Velvetens..... "	5,882	2,746	3,133	7,068
Handkerchiefs..... <i>Dozens</i>	502	617	361	577
Towels, Honeycomb and Huckaback..... "	...	...	...	...
" Honeycomb and Huckaback, Japanese..... "	374	753	...	...
" other kinds, Japanese..... "	1,933	3,552	597	16
Cotton Yarn, Indian..... <i>Piculs</i>	9,546	4,764	4,525	5,876
...	...	...	6,618	6,204
<b>WOOLLEN AND COTTON MIXTURES.</b>				
Alpacas, Lustras, and Orleans..... <i>Yards</i>	2,178	363	311	1,371
<b>WOOLLEN GOODS.</b>				
Blankets and Rugs..... <i>Pounds</i>	539	391	217	291
Camlets, English..... <i>Pieces</i>	75	117	51	95
Cloth, Broad, Medium, Habit, and Russian..... <i>Yards</i>	728	468	311	78
Lastings..... <i>Pieces</i>	38	30	28	64
Long Ells..... <i>Yards</i>	613	603	473	463
Spanish Stripes..... <i>Yards</i>	1,044	725	149	340
<b>METALS.</b>				
Iron and Mild Steel, New: Nail-rod..... <i>Piculs</i>	250	194	227	583
" Old..... "	119	110	3	76
Lead, in Pigs and Bars..... "	10	12	6	16
Steel..... "	34	11	26	60

## III. IMPORTS—Continued.

DESCRIPTION OF GOODS.	1901.	1902.	1903.	1904.
<b>FOREIGN SUNDRIES.</b>				
Beans..... <i>Piculs</i>	8,176	9,176	5,394	6,842
Betel-nuts..... "	2	3	...	...
Braid, Llana..... "	12	13	13	14
Cloth, Native (Nankeens)..... "	371	269	172	273
Cotton, Raw..... "	769	288	128	107
Dyes, Aniline..... <i>Value, Hk. Tl</i>	4,356	3,922	3,767	2,050
Fans, Paper..... <i>Pieces</i>	10,750	...	120	274
Flour, American..... <i>Piculs</i>	9,814	11,768	8,348	8,904
Hemp..... "	816	109	1,027	671
Lily Flowers, Dried..... "	241	172	244	389
Matches..... <i>Gross</i>	52,608	55,417	63,400	68,860
Medicines..... <i>Value, Hk. Tl</i>	15,794	22,230	18,425	14,994
Oil, Kerosene, American..... <i>Gallons</i>	243,730	89,200	167,410	149,350
" " Russian..... "	10,000	...	...	103,965
" " Sumatra..... "	38,250	69,280	52,090	29,100
Rice..... <i>Piculs</i>	2,964	238,902	42,499	20,489
Umbrellas..... <i>Pieces</i>	263	653	286	1,269
Vermicelli..... <i>Piculs</i>	2,214	1,620	1,500	1,704

IV. EXPORTS.—The principal articles of Export (including Re-exports) to Foreign Countries and Chinese Ports, during the quarter, as compared with the same period of previous years, have been as follows:—

DESCRIPTION OF GOODS.	1901.	1902.	1903.	1904.
Betel-nuts..... <i>Piculs</i>	2,921	3,041	3,843	4,177
Cuttle-fish..... "	255	289	303	53
Eggs, Fresh..... <i>Pieces</i>	6,938,200	3,538,140	2,742,200	1,511,400
Fish, Dried and Salt..... <i>Pieces</i>	454	523	416	257
Fowls..... <i>No.</i>	196,000	91,340	68,700	72,780
Galangal..... <i>Piculs</i>	1,887	5,769	3,222	3,435
Glue, Cow..... "	751	666	620	734
Grasscloth..... "	172	59	60	84
Hemp..... "	1,484	851	1,948	649
Hides, Cow and Buffalo..... "	...	13	468	336
Horns, " "..... "	72	64	136	67
Leather..... "	1,122	799	1,147	1,333
" Trunks..... "	133	140	192	107
Lung-ngan Pulp..... "	1,332	1,701	1,042	1,362
Medicines..... <i>Value, Hk. Tl</i>	8,528	20,174	13,632	17,537
Pigs..... <i>No.</i>	26,130	21,566	27,332	16,473
Seed, Melon..... <i>Piculs</i>	3,494	4,097	1,185	978
" Sesamum..... "	5,089	5,147	2,283	2,204
Sharks Fins..... "	129	122	121	138
Silk, Wild, Raw..... "	46	48	18	50
Sinews, Cow and Buffalo..... "	53	58	13	56
Skins, Deer..... <i>Pieces</i>	1,101	1,580	2,679	930
Sugar, Brown..... <i>Piculs</i>	29,284	69,166	29,209	35,072
" White..... "	28,404	21,524	...	8,120
Tallow, Animal..... "	268	300	345	252
Tobacco, Leaf..... "	38	31	329	...

V. RE-EXPORTS.—The Re-exports for the past quarter have been of too trivial a character to be worthy of mention.

VI. INTERNAL TRANSIT.—The following Table gives a list of the principal Foreign Goods conveyed to, and Native Goods brought from, the Interior under Transit Passes, during the quarter, as compared with the same period of previous years:—

DESCRIPTION OF GOODS.	1901.	1902.	1903.	1904.
FOREIGN GOODS CONVEYED TO THE INTERIOR.				
COTTON GOODS.				
Shirtings, Grey, Plain, English..... Pieces	10	...	...	...
"    White, Plain..... " "	30	...	...	...
T-Cloths, English..... " "	21	...	...	...
Cotton Yarn, Indian..... Piculs	57	3	...	...
METALS.				
Iron and Mild Steel, New:—				
Nail-rod..... Piculs	46	160	44	213
Plate Cuttings..... " "	...	...	4	64
SUNDRIES.				
Beans and Peas..... Piculs	673	833	510	251
Flour, American..... " "	1,936	2,074	1,400	1,797
Matches, Wood, Japan..... Gross	1,100	217	183	1,583
Oil, Cocoa-nut..... Piculs	...	...	...	105
"    Kerosene, American..... Gallons	53,170	10,830	46,510	26,550
"    "    Russian..... " "	7,590	...	...	101,530
"    "    Sumatra..... " "	15,190	7,220	11,620	8,190
"    Sesamum Seed..... Piculs	...	...	212	46
"    Wood..... " "	...	...	...	78
Sugar, White..... " "	...	...	6	10
TRANSIT PASSES ISSUED..... No.	325	250	320	451
NATIVE GOODS BROUGHT FROM THE INTERIOR.				
Bags, Straw..... Pieces	32,840	...	...	...
Betel-nuts..... Piculs	...	276	262	...
Galangal..... " "	1,324	5,771	5,172	2,826
Ground-nut Cake..... " "	...	390	...	...
Hemp..... " "	473	435	607	...
Mats, Straw..... Pieces	18,630	...	...	...
Medicines..... Value, Hk. Tls	838	...	...	577
Sea Shells..... Piculs	224	264	273	210
Seeds, Melon..... " "	2,325	...	...	...
Sugar, Brown..... " "	45,549	56,906	6,081	27,711
"    White..... " "	26,420	22,148	165	10,321
TRANSIT PASSES SURRENDERED.... No.	356	389	62	166



VIII. SPECIAL TABLES.—The following Tables give separate statistics in connexion with the Passenger Traffic and the Import and Export of Treasure :—

## 1°. PASSENGER TRAFFIC.

PASSENGERS TO					PASSENGERS FROM			
SAILING VESSELS.		STEAMERS.			SAILING VESSELS.		STEAMERS.	
Foreigners.	Natives.	Foreigners.	Natives.		Foreigners.	Natives.	Foreigners.	Natives.
...	...	27	516		Hongkong .....	...	21	2,076
...	...	4	14	Pakhoi .....	...	8	37	
...	...	6	...	Kwangchowwan .....	...	...	7	
...	...	4	7	Haiphong .....	...	...	29	
...	...	...	...	Tourane .....	...	...	48	
...	...	...	3,580	Singapore .....	...	...	1,456	
...	...	...	1,052	Bangkok .....	...	7	886	
...	...	...	10	Inland Waters places	...	...	...	
...	...	41	5,179	TOTAL .....	...	7	4,539	

## 2°. TREASURE.

COUNTRIES FROM WHICH IMPORTED AND TO WHICH EXPORTED.	IMPORTS.				EXPORTS.			
	GOLD.		SILVER.		COPPER CASH.	GOLD.		COPPER CASH.
	In Bars.	In Sycee.	In Dollars.	In Bars.		In Sycee.	In Dollars.	
<b>1. FOREIGN COUNTRIES.</b>	<i>Hk. 7h.</i>	<i>Hk. 7h.</i>	<i>Hk. 7h.</i>	<i>Hk. 7h.</i>	<i>Hk. 7h.</i>	<i>Hk. 7h.</i>	<i>Hk. 7h.</i>	<i>Hk. 7h.</i>
Hongkong .....	...	...	2,000	...	...	...	52,757	...
<b>TOTAL: 1. FOREIGN COUNTRIES</b>	...	...	2,000	...	...	...	52,757	...
<b>2. CHINA.</b>								
Pakhoi .....	...	...	...	...	...	...	333	...
<b>TOTAL: 2. CHINA.....</b>	...	...	...	...	...	...	333	...
<b>TOTAL: 1 and 2. FOREIGN COUNTRIES AND CHINA.....</b>	...	...	2,000	...	...	...	53,090	...
<b>GRAND TOTAL.....</b>	...	...	2,000	...	...	...	53,090	...

IX. REVENUE.—The following Table shows the Dues and Duties (Foreign flags, Native flag,\* and Transit) collected during the quarter, as compared with the corresponding period of previous years:—

	1902.		1903.		1904.	
	Foreign.	Native.	Foreign.	Native.	Foreign.	Native.
	<i>Hk. Tk.m.c.c.</i>	<i>Hk. Tk.m.c.c.</i>	<i>Hk. Tk.m.c.c.</i>	<i>Hk. Tk.m.c.c.</i>	<i>Hk. Tk.m.c.c.</i>	<i>Hk. Tk.m.c.c.</i>
Import Duty .....	19,590.5.2.1	...	17,856.8.9.9	4.4.7.2	18,996.8.3.3	...
Export " .....	19,131.6.2.8	...	8,021.4.1.4	0.6.3.5	14,128.7.9.3	0.8.6.8
Coast Trade Duty .....	2.4.5.3	...	57.2.2.3	2.2.3.6	886.4.1.4	0.4.3.4
Opium Duty .....	5,740.9.5.0	...	657.9.0.0	...	4,285.8.0.0	...
Tonnage Dues .....	4,843.6.0.0	...	3,027.9.0.0	...	3,007.6.0.0	...
<i>Hk. Tk</i>	49,309.1.5.2	...	29,621.3.3.6	7.3.4.3	41,305.4.4.0	1.3.0.2
Foreign and Native ....	49,309.1.5.2		29,628.6.7.9		41,306.7.4.2	
Transit Dues {	Inwards.....	309.0.6.8	6,341.4.2.2	415.2.6.3	1,193.3.8.5	710.2.2.5
{	Outwards.....	6,032.3.5.4	778.1.2.2	...	2,849.9.5.4	3,560.1.7.9
Opium Likin {	Foreign Flags	15,309.2.0.0	15,309.2.0.0	1,754.4.0.0	1,754.4.0.0	11,428.8.0.0
{	Native Flag...	...	...	...	...	11,428.8.0.0
TOTAL COLLECTION	<i>Hk. Tk</i> 70,959.7.7.4		<i>Hk. Tk</i> 32,576.4.6.4		<i>Hk. Tk</i> 56,295.7.2.1 †	
† No Drawbacks marked for cash payment during quarter, to be deducted from } total collection .....					<i>Hk. Tk</i>	<i>Nil.</i>

\* Chinese registered Ships and Steamers; Chinese Lorchas and Paploos holding Customs sailing letters; and Chinese Junks chartered by Foreigners.

I am, etc.,

JAMES ACHESON,

*Acting Commissioner of Customs.*

To the

INSPECTOR GENERAL OF CUSTOMS.

(Received 27th October 1904.)

CUSTOM HOUSE,  
PAKHOL, 8TH OCTOBER 1904.

SIR,

I.—In conformity with the instructions contained in your Circulars Nos. 21 of 1869, 14 of 1872, and 6 of 1875, I now transmit to the Statistical Department at Shanghai, for publication, the statistics of the trade of this port for the third quarter of the year 1904.

II. TONNAGE.—The number, tonnage, and movements of vessels, entered and cleared during the quarter, are set forth in the following Table:—

ENTERED.	JULY.		AUGUST.		SEPTEMBER.		TOTAL.	
	No.	Tons.	No.	Tons.	No.	Tons.	No.	Tons.
1. Foreign Ocean-going Steamers .....	11	7,027	10	7,085	10	5,906	31	20,018
2. " Steam-launches .....	...	...	...	...	...	...	...	...
3. Chinese-owned Vessels of Foreign type:—Ocean-going Steamers.....	...	...	...	...	...	...	...	...
" Steam-launches.....	...	...	...	...	...	...	...	...
4. Native Craft.....	...	...	...	...	...	...	...	...
Total.....	11	7,027	10	7,085	10	5,906	31	20,018
Same Quarter, 1903 .....	15	8,844	12	7,889	13	8,552	40	25,285

CLEARED.	JULY.		AUGUST.		SEPTEMBER.		TOTAL.	
	No.	Tons.	No.	Tons.	No.	Tons.	No.	Tons.
1. Foreign Ocean-going Steamers .....	11	7,027	10	7,085	10	5,906	31	20,018
2. " Steam-launches .....	...	...	...	...	...	...	...	...
3. Chinese-owned Vessels of Foreign type:—Ocean-going Steamers.....	...	...	...	...	...	...	...	...
" Steam-launches.....	...	...	...	...	...	...	...	...
4. Native Craft.....	...	...	...	...	...	...	...	...
Total.....	11	7,027	10	7,085	10	5,906	31	20,018
Same Quarter, 1903 .....	16	9,353	12	7,889	13	8,552	41	25,794

Of Sailing Vessels entered— Nil.	Of Steamers entered— 16 were from Ports in China. 14 " " Foreign Ports. 1 re-entered. 31 Entered.	Of Sailing Vessels cleared— Nil.	Of Steamers cleared— 25 were for Ports in China. 6 " " Foreign Ports. 31 Cleared. Remaining in Port.....Nil.
-------------------------------------	---	-------------------------------------	--

III. IMPORTS.—The principal articles of Import from Foreign Countries and Chinese Ports, during the quarter, as compared with the same period of previous years, have been as follows:—

DESCRIPTION OF GOODS.	1901.	1902.	1903.	1904.
<b>OPIMUM.</b>				
Benares..... <i>Piculs</i>	32.75	9.71	...	...
Patna..... "	1.21	6.07	30.64	38.30
<b>COTTON GOODS.</b>				
Shirtings, Grey, Plain, English..... <i>Pieces</i>	3,825	3,927	2,748	3,176
"    White, " "..... "	3,242	3,959	2,972	2,236
T-Cloths, English..... "	4,286	2,814	2,172	2,200
Cambrics, Lawns, and Muslins, White..... "	142	73	6	28
Chintzes and Plain Cotton Prints..... "	201	89	131	190
Turkey Red Cottons and Dyed T-Cloths..... "	1,216	779	130	965
Cotton Italians, Plain, Fast Black..... "	380	237	58	1,322
Dyed Shirtings, Figured, Brocaded, and "    Spotted..... "	623	647	154	170
"    Plain..... "	2,443	1,698	1,168	1,977
Velvets and Velveteens..... <i>Yards</i>	274	183	...	...
Handkerchiefs..... <i>Dozens</i>	...	...	11,861	6,636
Cotton Yarn, Hongkong..... <i>Piculs</i>	1,365	929	507	534
"    "    Indian..... "	...	...	...	456
	16,335	8,208	5,996	6,631
<b>WOOLLEN GOODS.</b>				
Camlets, English..... <i>Pieces</i>	40	48	151	43
Cloth, Broad, Medium, and Habit..... <i>Yards</i>	120	34	...	...
Lastings..... <i>Pieces</i>	99	19	323	914
Long Ells..... "	291	207	5	10
			391	302
<b>METALS.</b>				
Iron and Mild Steel, Nail-rod..... <i>Piculs</i>	1,619	1,156	1,258	1,196
"    Old..... "	2,522	969	2,210	...
Lead, in Pigs and Bars..... "	293	78	159	83
Steel..... "	87	74	33	61
<b>FOREIGN SUNDRIES.</b>				
Betel-nuts..... <i>Piculs</i>	349	142	82	383
Clocks..... <i>Pieces</i>	298	388	350	471
Cloth, Native (Nankeens)..... <i>Piculs</i>	460	642	337	767
Cotton, Raw..... "	1,631	814	407	479
Dates, Black..... "	168	152	152	129
"    Red..... "	117	116	119	127
Dyes, Aniline..... <i>Value, Hk. Tls</i>	3,375	4,247	3,133	5,365
Flour..... <i>Piculs</i>	5,780	4,242	5,573	5,005
Hemp..... "	540	581	499	849
Lamps..... <i>Pieces</i>	1,518	1,619	2,613	10,453
Lily Flowers, Dried..... <i>Piculs</i>	242	230	315	277
Liquorice..... "	104	132	140	126
Matches, Wood, Japan..... <i>Gross</i>	68,450	47,350	58,650	54,450



## III. IMPORTS—Continued.

DESCRIPTION OF GOODS.	1901.	1902.	1903.	1904.
Medicines..... <i>Piculs</i>	2,391	2,787	1,471	1,640
Mirrors with Frames..... <i>Pieces</i>	22,261	39,890	14,502	61,376
Needles..... <i>Mille</i>	9,130	5,590	2,580	5,960
Oil, Ground-nut..... <i>Piculs</i>	...	20	48	13
" Kerosene, American..... <i>Gallons</i>	26,180	46,500	57,000	34,030
" " Russian.....	131,000	8,500	11,965	464,270
" " Sumatra.....	199,300	240,300	148,625	7,000
Rice..... <i>Piculs</i>	...	37,085	367	...
Umbrellas, Cotton and Alpaca..... <i>Pieces</i>	830	2,175	252	444
Vermicelli and Macaroni..... <i>Piculs</i>	1,045	1,057	1,004	625
Vermilion..... "	14	6	3	11
Wax, White..... "	43	19	35	16
NATIVE SUNDRIES.				
Betel-nuts..... <i>Piculs</i>	1,270	201	727	404

IV. EXPORTS.—The principal articles of Export (including Re-exports) to Foreign Countries and Chinese Ports, during the quarter, as compared with the same period of previous years, have been as follows:—

DESCRIPTION OF GOODS.	1901.	1902.	1903.	1904.
Cattle-fish..... <i>Piculs</i>	12	44	34	570
Fish, Dried and Salt..... "	511	2,209	2,131	665
Ground-nut Cake..... "	766	29	162	508
Hides, Cow and Buffalo..... "	874	980	2,001	924
" " " Cuttings..... "	119	501	289	18
Horns, Cow and Buffalo..... "	236	233	268	240
Indigo, Liquid..... "	35,291	15,821	30,791	22,237
Leather..... "	539	637	632	635
Medicines..... "	205	162	248	220
Pigs..... <i>No.</i>	2,601	5,074	837	1,109
Rashes..... <i>Piculs</i>	306	112	125	76
Silk, Raw, Yellow..... "	30	11	155	64
Sugar, Brown..... "	4,917	3,493	438	5,775
" White..... "	9,679	10,061	2,573	8,600
Tallow, Animal..... "	296	296	241	144
Tobacco, Leaf..... "	1,414	1,763	2,344	595

## V. RE-EXPORTS.—Nil.

VI. INTERNAL TRANSIT.—The following Table gives a list of the principal Foreign Goods conveyed to, and Native Goods brought from, the Interior under Transit Passes, during the quarter, as compared with the same period of previous years:—

DESCRIPTION OF GOODS.	1901.	1902.	1903.	1904.
<b>FOREIGN GOODS CONVEYED TO THE INTERIOR.</b>				
<b>COTTON GOODS.</b>				
Shirtings, Grey, English..... Pieces	966	324	100	...
"    White, Plain..... "    "	623	10	50	60
T-Cloths, English..... "    "	1,093	10	...	...
Cotton Yarn, Indian..... Pieces	4,875	333	438	822
<b>WOOLLEN GOODS.</b>				
Long Ells..... Pieces	...	2	171	20
<b>METALS.</b>				
Iron Nails..... Pieces	36	30	32	52
"    Old..... "    "	924	593	34	49
Steel..... "    "	19	15	4	4
<b>SUNDRIES.</b>				
Cotton, Raw..... Pieces	892	59	18	80
Flour..... "    "	1,002	1,145	505	186
Matches, Wood, Japan..... Gross	24,450	22,100	22,350	21,600
Oil, Kerosene, American..... Gallons	4,800	1,700	1,590	6,250
"    "    Russian..... "    "	14,200	300	...	129,890
"    "    Sumatra..... "    "	33,100	46,200	41,140	7,600
Vermicelli..... Pieces	86	82	133	82
TRANSIT PASSES ISSUED..... No.	523	68	230	315
<b>NATIVE GOODS BROUGHT FROM THE INTERIOR.</b>				
Indigo, Liquid..... Pieces	9,910	3,732	4,930	2,841
Sugar, Brown..... "    "	...	319	...	330
Tobacco, Leaf..... "    "	1,252	818	1,666	...
TRANSIT PASSES SURRENDERED.... No.	176	68	85	41

VII. OPIUM.—The following Table shows the quantity of all descriptions of Opium in Bond on the first day of the quarter, the Arrivals and Departures during the quarter, and the quantity left in Bond at the close of the quarter:—

	BENARES.		MALWA.		PATNA.		TOTAL CRUDE.	BOILED.
	Chests.	Piculs.	Chests.	Piculs.	Chests.	Piculs.	Piculs.	Piculs.
<b>A.—IN BOND on 1st July:—</b>								
1. Arrivals from Foreign Countries	...	...	...	...	...	...	...	...
2. " " Treaty Ports.....	...	...	...	...	...	...	...	...
TOTAL A.: In Bond.....	...	...	...	...	...	...	...	...
<b>B.—ARRIVALS during the quarter:—</b>								
1. From Hongkong.....	...	...	...	...	31	38.30	38.30	...
2. " Macao.....	...	...	...	...	...	...	...	...
3. " other Foreign Countries..	...	...	...	...	...	...	...	...
4. " Shanghai.....	...	...	...	...	...	...	...	...
5. " other Treaty Ports.....	...	...	...	...	...	...	...	...
TOTAL B.: Arrivals.....	...	...	...	...	31	38.30	38.30	...
TOTAL: A. In Bond plus B. Arrivals	...	...	...	...	31	38.30	38.30	...
<b>C.—DEPARTURES:—</b>								
1. Released, Duty and Likin paid:—								
(a.) From Ship direct under Landing Permit.....								
.....	...	...	...	...	31	38.30	38.30	...
(b.) From Bond.....	...	...	...	...	...	...	...	...
TOTAL: Duty and Likin paid	...	...	...	...	31	38.30	38.30	...
Deduct Re-export of Duty and Likin paid Opium.....	...	...	...	...	...	...	...	...
NET TOTAL: 1.....	...	...	...	...	31	38.30	38.30	...
2. Re-exported, Duty and Likin unpaid:—								
(a.) To Foreign Ports:								
From Bond.....	...	...	...	...	...	...	...	...
Direct Transhipment...	...	...	...	...	...	...	...	...
(b.) To Treaty Ports:	...	...	...	...	...	...	...	...
From Bond.....	...	...	...	...	...	...	...	...
Direct Transhipment...	...	...	...	...	...	...	...	...
TOTAL: Re-exported, Duty and Likin unpaid.....	...	...	...	...	...	...	...	...
Add Re-export of Duty and Likin paid Opium to Foreign Ports.....	...	...	...	...	...	...	...	...
Add Re-export of Duty and Likin paid Opium to Treaty Ports.....	...	...	...	...	...	...	...	...
TOTAL: Re-exports, 2.....	...	...	...	...	...	...	...	...
TOTAL C.: Departures, 1 and 2.....	...	...	...	...	31	38.30	38.30	...
<b>D.—IN BOND on 30th September:—</b>								
(a.) Arrivals from Foreign Countries.....								
.....	...	...	...	...	...	...	...	...
(b.) Arrivals from Treaty Ports	...	...	...	...	...	...	...	...
TOTAL D.: In Bond.....	...	...	...	...	...	...	...	...

VIII. SPECIAL TABLES.—The following Tables give separate statistics in connexion with the Passenger Traffic and the Import and Export of Treasure:—

## 1°. PASSENGER TRAFFIC.

PASSENGERS TO					PASSENGERS FROM			
SAILING VESSELS.		STEAMERS.			SAILING VESSELS.		STEAMERS.	
Foreigners.	Natives.	Foreigners.	Natives.		Foreigners.	Natives.	Foreigners.	Natives.
...	...	10	35		Hoihow .....	...	...	10
...	...	...	40	Haiphong .....	...	...	3	15
...	...	7	322	Hongkong .....	...	...	7	299
...	...	...	1	Kwangchowwan .....	...	...	...	3
...	...	17	398	TOTAL .....	...	...	20	341

## 2°. TREASURE.

COUNTRIES FROM WHICH IMPORTED AND TO WHICH EXPORTED.	IMPORTS.				EXPORTS.			
	GOLD, In Bars.	SILVER.		COPPER CASH.	GOLD, In Bars.	SILVER.		COPPER CASH.
		In Sycee.	In Dollars.			In Sycee.	In Dollars.	
<b>1. FOREIGN COUNTRIES.</b>	<i>Hk. Tls</i>	<i>Hk. Tls</i>	<i>Hk. Tls</i>	<i>Hk. Tls</i>	<i>Hk. Tls</i>	<i>Hk. Tls</i>	<i>Hk. Tls</i>	<i>Hk. Tls</i>
Hongkong and Macao .....	...	...	...	...	...	99,004	...	...
<b>TOTAL: 1. FOREIGN COUNTRIES</b>	...	...	...	...	...	99,004	...	...
<b>2. CHINA.</b>								
Kiungchow .....	...	...	3,667	...	...	...	...	...
<b>TOTAL: 2. CHINA</b> .....	...	...	3,667	...	...	...	...	...
<b>TOTAL: 1 and 2. FOREIGN COUNTRIES AND CHINA</b> .....	...	...	3,667	...	...	99,004	...	...
<b>GRAND TOTAL</b> .....	...	...	3,667	...	...	99,004	...	...

IX. REVENUE.—The following Table shows the Dues and Duties (Foreign flags, Native flag,\* and Transit) collected during the quarter, as compared with the corresponding period of previous years:—

	1902.		1903.		1904.	
	Foreign.	Native.	Foreign.	Native.	Foreign.	Native.
	<i>Hk. Tam.c.c.</i>	<i>Hk. Tam.c.c.</i>	<i>Hk. Tam.c.c.</i>	<i>Hk. Tam.c.c.</i>	<i>Hk. Tam.c.c.</i>	<i>Hk. Tam.c.c.</i>
Import Duty.....	26,373.0.2.6	...	17,762.9.5.3	...	23,904.6.8.3	...
Export „ .....	8,301.3.3.9	...	12,551.7.2.8	...	9,705.7.0.4	...
Coast Trade Duty.....	28.8.7.2	...	77.1.6.5	...	84.0.7.2	...
Opium Duty.....	473.4.0.0	...	919.2.0.0	...	1,149.0.0.0	...
Tonnage Dues.....	736.4.0.0	...	...	...	1,301.2.0.0	...
<i>Hk. Tam.</i>	35,913.0.3.7	...	31,311.0.4.6	...	36,144.6.5.9	...
Foreign and Native.....	35,913.0.3.7		31,311.0.4.6		36,144.6.5.9	
Transit Dues {	Inwards.....	1,211.5.6.8	750.7.4.4	1,346.0.9.0	1,236.3.4.0	1,524.9.9.7
{	Outwards.....		476.3.3.0		595.3.4.6	
Opium Likin {	Foreign Flags	1,262.4.0.0	2,451.2.0.0	2,451.2.0.0	3,064.0.0.0	3,064.0.0.0
{	Native Flag...		...		...	
TOTAL COLLECTION	<i>Hk. Tam.</i> 38,387.0.0.5		<i>Hk. Tam.</i> 35,108.3.3.6		<i>Hk. Tam.</i> 40,733.6.5.6 †	
† No Drawbacks marked for cash payment during quarter, to be deducted from } total collection.....					<i>Hk. Tam.</i> Nil.	

\* Chinese registered Ships and Steamers; Chinese Lorches and Pajicos holding Customs sailing letters; and Chinese Junks chartered by Foreigners.

I am, etc.,

J. C. JOHNSTON,

Acting Commissioner of Customs.

To the

INSPECTOR GENERAL OF CUSTOMS.



**PART II.**  
**REPORT OF DUES AND DUTIES,**

*During the Quarter ended September 30, 1904.*

## A.—REPORT OF DUES AND DUTIES, JULY

PORT.	IMPORT DUTY.		EXPORT DUTY.		COAST TRADE DUTY.		OPIUM DUTY.	
	Foreign.	Native.	Foreign.	Native.	Foreign.	Native.	Foreign.	Native.
	<i>Hk. Tam. c.c.</i>	<i>Hk. Tam. c.c.</i>	<i>Hk. Tam. c.c.</i>	<i>Hk. Tam. c.c.</i>	<i>Hk. Tam. c.c.</i>	<i>Hk. Tam. c.c.</i>	<i>Hk. Tam. c.c.</i>	<i>Hk. Tam. c.c.</i>
NEWCHWANG.....	56,167.4.4.7	6,647.6.2.3	63,200.8.6.5	1,023.5.8.3	44,476.7.6.9	570.6.1.6	180.0.0.0	...
CHINWANGTAO.....	1,362.1.4.0	...	5,213.0.6.0	979.4.8.0	757.4.4.7	17.5.0	...	...
TIENHSIN.....	152,837.3.5.6	2,088.2.6.3	104,241.1.5.7	33,698.8.1.9	21,097.9.0.5	22,587.5.9.4	432.0.0.0	1,422.0.
CHEFOO.....	103,800.8.8.9	2,085.4.9.6	39,844.3.9.9	15,638.0.7.7	10,093.1.5.9	8,541.4.4.4	1,802.5.9.5	1,521.3.
KIAOCHOW.....	83,455.4.8.0	4,022.6.8.3	20,245.5.0.3	5,847.0.5.2	1,512.0.7.4	385.8.5	...	13.2.
CHUNGKING.....	...	3,655.4.4.2	...	63,823.7.0.5	...	1,836.5.9.1	...	64,384.2.
ICHANG.....	673.7.7.6	48.3.8.8	1,880.6.1.7	781.5.2.3	373.3.3.9	293.3.1.7	0.2.0.0	125,703.7.
SHASI.....	137.8.4.6	...	2,078.3.9.9	1,702.9.9.1	270.0.3.1	99.6.9.2	...	...
CHANGSHA.....	791.2.3.7	...	15,400.3.7.8	...	2,292.7.3.7	...	...	...
YOCHEW.....	63.2.2.8	...	865.3.5.9	1,987.6.1.3	173.5.5.0	...	...	...
HANKOW.....	59,780.2.9.8	3,003.0.9.5	468,746.4.4.9	143,378.4.1.0	17,075.4.0.8	9,804.1.6.6	2,742.0.0.0	1,464.6.
KIUKIANG.....	3,066.3.8.8	142.2.6.3	95,977.9.8.5	23,999.9.1.1	1,141.1.2.6	661.7.1.2	12,602.0.4.0	6,127.8.
WUHU.....	391.7.1.5	100.7.8.1	105,691.1.5.0	2,889.4.9.5	6,351.9.1.8	3,027.9.1.0	12,480.0.0.0	4,875.0.
NANKING.....	424.3.8.4	53.9.4.9	9,088.9.9.9	10,121.2.7.4	1,235.2.7.9	3,316.1.0.1	4,843.6.5.0	3,444.0.
CHINKIANG.....	44,209.3.4.5	67.2.0.7.5	31,905.5.5.7	7,253.2.6.2	9,397.6.3.0	9,478.1.5.3	18,260.1.6.6	7,442.8.
SHANGHAI.....	1,399,829.5.2.1	60,383.6.0.8	314,351.9.6.2	63,366.4.2.3	69,440.6.4.1	40,740.3.5.1	109,562.5.5.3	553.0.
SOOCHOW.....	1,466.6.2.2	4,117.0.6.8	5,214.0.3.0	15,780.5.9.6	641.4.0.2	2,646.6.8.2	...	12.4.
HANGCHOW.....	3,992.3.0.9	36,598.3.9.2	39,011.4.5.7	104,150.5.1.7	1,216.8.3.3	19,752.6.3.4	13,485.0.0.0	6,387.0.
HINGPO.....	13,662.7.8.1	12,912.6.9.1	35,944.3.6.9	40,491.4.4.4	3,650.1.2.7	7,475.9.7.6	10,410.0.0.0	6,579.0.
WENCHOW.....	...	68.5.3.3	...	17,813.2.5.4	...	1,324.0.5.1	...	1,152.0.
SANTUO.....	1.0.3.5	...	34,057.3.3.1	765.5.5.0	130.5.5.0	...	...	...
FOOCHOW.....	45,261.7.9.2	775.5.6.1	66,148.6.3.8	39,552.5.1.7	1,303.5.3.5	9,026.7.4.8	30,352.8.0.0	370.2.
AMOY.....	60,854.6.2.6	30.7.1.0	22,355.8.3.9	3,563.0.3.7	10,029.5.1.2	2,583.3.7.8	27,208.6.5.0	0.9.
SWATOW.....	91,824.0.2.8	...	117,899.8.4.0	4,914.7.5.4	33,012.0.3.9	2,249.9.2.0	38,376.6.0.0	...
CANTON.....	171,643.9.3.5	1,060.0.2.9	245,669.9.1.0	22,898.6.4.7	30,181.7.7.2	17,489.8.6.8	69,729.5.6.5	40.5.
WEST RIVER TRADE:								
KONGMOON.....	18,000.4.8.7	1,308.7.5.0	6,496.0.3.2	175.6.1.5	6.1.3.5	308.3.8.6	...	...
SAMSHUI.....	18,748.5.9.4	2,376.5.2.9	13,936.2.0.5	1,846.2.5.2	588.3.6.1	138.7.9.8	1,868.5.5.0	74.7.
WUHOW.....	31,697.9.0.4	60,159.8.8.4	8,477.1.3.8	15,453.7.7.2	1,677.3.6.0	34.5.4.0	36.7.5.0	71.2.
KIUNGCHOW.....	18,996.8.3.3	...	14,128.7.9.3	0.8.6.8	886.4.1.4	0.4.3.4	4,285.8.0.0	...
PAKHOI.....	23,904.6.8.3	...	9,705.7.0.4	...	84.0.7.2	...	1,149.0.0.0	...
	<i>Hk. Tk.</i>	<i>Hk. Tk.</i>	<i>Hk. Tk.</i>	<i>Hk. Tk.</i>	<i>Hk. Tk.</i>	<i>Hk. Tk.</i>	<i>Hk. Tk.</i>	<i>Hk. Tk.</i>
TOTAL.....	2,407,046.6.7.9	202,311.8.1.3	1,898,777.1.2.5	643,898.4.5.1	269,097.1.2.5	164,029.4.6.1	359,807.9.1.9	231,640.
SAME QUARTER 1903...	2,609,358.4.9.2	...	2,542,675.5.7.6	...	433,126.5.8.6	...	591,448.0.7.7	...
	2,195,132.5.0.8	...	2,553,924.8.3.7	...	390,126.8.1.5	...	589,596.5.5.2	...

\* Not including \$23,565 Emigration Fees.

† " " \$85,348 " "

‡ Including *Hk. Tk.* 193,149.2.1.1 derived from Native Opium.

§ " " 517,275.2.2.4 " "

|| " " 10.0.1.0 " "



## SEPTEMBER QUARTER, 1904: CHINESE PORTS.

TONNAGE DUES.		TOTAL.		TRANSIT DUES.	OPIUM LIKIN.		TOTAL COLLECTION.	TOTAL COLLECTION, SAME QUARTER 1903.
Foreign.	Native.	Foreign.	Native.		Foreign.	Native.		
<i>Hk. Tkm.c.c.</i>	<i>Hk. Tkm.c.c.</i>	<i>Hk. Tkm.c.c.</i>	<i>Hk. Tkm.c.c.</i>	<i>Hk. Tkm.c.c.</i>	<i>Hk. Tkm.c.c.</i>	<i>Hk. Tkm.c.c.</i>	<i>Hk. Tkm.c.c.</i>	<i>Hk. Tkm.c.c.</i>
2,551.5.0.0	...	166,576.5.8.1	8,241.8.2.2	...	480.0.0.0	...	175,298.4.0.3	283,665.6.9.5
2,264.0.0.0	...	9,596.6.4.7	981.2.3.0	936.5.0.2	...	...	11,514.3.7.9*	9,549.3.3.1
12,080.7.0.0	1,740.7.0.0	290,689.1.1.8	61,537.3.8.6	216,164.5.7.5	1,152.0.0.0	3,792.0.0.0	573,335.0.7.9†	488,283.4.3.2
9,753.8.0.0	881.2.0.0	165,294.8.4.2	28,667.6.0.7	...	4,250.0.0.0	3,770.0.0.0	201,982.4.4.9	190,255.2.9.2
...	...	105,213.0.5.7	9,921.5.2.0	...	...	...	...	69,536.3.8.1
...	...	...	133,700.0.0.6	1,935.9.4.0	...	...	...	111,509.8.6.0
1.4.0.0	...	2,929.3.3.2	126,826.9.5.7	61.2.9.8	...	...	129,817.5.8.7	109,208.8.2.3
...	...	2,486.2.7.6	1,802.6.8.3	138.6.9.0	...	...	4,427.6.4.9	5,996.3.4.7
...	2.2.0.0	18,484.3.5.2	2.2.0.0	2,752.0.7.0	...	...	21,238.6.2.2	...
...	...	1,102.1.3.7	1,987.6.1.3	613.6.0.7	...	...	3,703.3.5.7	43,356.2.1.6
5,238.1.0.0	1,604.1.3.9	553,582.2.5.5	159,254.4.5.0	32,748.2.9.3	7,312.0.0.0	3,896.0.0.0	756,792.9.9.8	757,655.4.9.4
491.2.0.0	213.6.0.0	113,278.7.3.9	31,145.2.8.6	4,106.3.1.5	33,599.2.0.0	16,340.8.0.0	198,470.3.4.0	230,394.9.6.2
799.0.0.0	28.7.3.0	125,713.7.8.3	10,921.9.1.6	15,186.4.5.2	33,280.0.0.0	13,000.0.0.0	198,102.1.5.1	192,962.7.6.0
6.3.0.0	62.5.0.0	15,598.6.1.2	16,997.8.2.4	63.1.0.0	12,916.4.0.0	9,184.0.0.0	54,759.9.3.6	48,145.1.3.8
1,199.2.6.0	802.6.5.1	104,971.9.5.8	25,649.0.2.7	93,025.2.2.7	46,784.0.0.0	19,712.0.0.0	290,142.2.1.2	290,465.4.9.4
61,429.0.0.0	5,208.1.0.0	2,054,613.6.7.7	170,251.5.1.0	47,027.2.1.5	288,656.0.0.0	80.0.0.0	2,560,628.4.0.2	2,199,667.8.8.8
6.0.0.0	37.4.0.0	8,328.0.5.4	22,594.2.2.6	25.0.2.5	* ...	...	30,947.3.0.5	33,053.6.0.4
3.3.0.0	5.6.0.0	57,708.8.9.9	166,894.1.4.3	4,393.1.9.6	35,960.0.0.0	17,032.0.0.0	281,988.2.3.8	266,144.1.8.5
959.7.0.0	800.5.0.0	64,626.9.7.7	68,259.6.1.1	8,236.9.8.4	27,760.0.0.0	17,544.0.0.0	186,427.5.7.2	215,509.0.8.0
...	63.6.0.0	...	20,421.4.3.8	519.5.3.0	...	3,072.0.0.0	24,012.9.6.8	30,556.2.1.2
...	...	34,188.9.1.6	765.5.5.0	22.7.2.5	...	...	34,977.1.9.1	30,612.1.9.5
2,583.7.0.0	423.2.0.0	145,650.4.6.5	50,148.2.2.6	2,903.3.0.4	80,940.8.0.0	987.2.0.0	280,629.9.9.5	278,573.3.1.2
14,035.0.0.0	394.8.0.0	134,483.6.2.7	6,572.8.2.5	10,673.2.4.1	72,273.2.0.0	2.4.0.0	224,005.2.9.3	240,208.9.7.3
11,223.0.0.0	12.8.0.0	292,335.5.0.7	7,177.4.7.4	2.1.2.1	102,337.6.0.0	...	401,852.7.0.2	438,787.6.8.2
7,167.3.0.0	1,558.1.0.0	524,392.4.8.2	43,047.1.8.2	10,083.1.6.6	185,945.5.0.0	108.1.0.0	763,576.4.3.0	782,769.3.1.9
844.7.0.0	75.0.0.0	25,347.3.5.4	1,867.7.5.1	20.0.0.3	...	...	27,235.1.0.8	23,653.8.7.3
0.3.0.0	4.5.0.0	35,142.0.1.0	4,440.7.7.9	1,314.8.2.8	4,982.8.0.0	199.2.0.0	46,079.6.1.7	42,157.6.3.9
165.2.0.0	86.0.0.0	42,054.3.5.2	75,805.6.5.9	41,377.0.4.9	98.0.0.0	190.3.0.0	159,525.3.6.0	105,290.8.8.2
3,007.6.0.0	...	41,305.4.4.0	1.3.0.2	3,560.1.7.9	11,428.8.0.0	...	56,295.7.2.1	32,576.4.6.4
1,301.2.0.0	...	36,144.6.5.9	...	1,524.9.9.7	3,064.0.0.0	...	40,733.6.5.6	35,108.3.3.6
57,111.2.6.0	14,005.3.2.0	5,171,840.1.0.8	1,255,885.2.0.3	...	953,220.3.0.0	108,910.0.0.0	...	...
251,116.5.8.0	...	6,427,725.3.1.1	...	499,415.6.3.2	1,062,130.3.0.0	...	7,989,271.2.4.3	7,585,654.8.6.9
236,614.2.8.1	...	5,965,394.9.9.3	...	467,392.9.9.6	1,152,866.8.8.0	...	7,585,654.8.6.9	...

\* 85 Drawbacks marked for cash payment during quarter, *Hk. Tm.* 11,501.5.8.1, to be deducted from this total.

## B.—REPORT OF DUES AND DUTIES, JULY-SEPTEMBER

	OPIUM.		GENERAL		
	DUTY.	LIKIN.	DUTY INWARDS.	DUTY OUTWARDS.	LIKIN INWARDS.
	<i>Hk. Tls.m.c.c.</i>	<i>Hk. Tls.m.c.c.</i>	<i>Hk. Tls.m.c.c.</i>	<i>Hk. Tls.m.c.c.</i>	<i>Loc. Tls.m.c.c.</i>
KOWLOON .....	3,922.4.6.4	10,459.9.0.0	23,895.7.6.1	3,430.2.9.2	18,511.2.0.8
LAPPA .....	9,252.0.0.0	24,672.0.0.0	32,619.8.3.3	1,525.1.2.4	14,409.0.6.7
TOTAL .....	13,174.4.6.4	35,131.9.0.0	56,515.5.9.4	4,955.4.1.6	32,920.2.7.5
SAME QUARTER 1903.....	15,022.5.3.8	40,060.1.0.0	54,126.3.3.5	4,487.5.6.0	37,038.7.0.8

## C.—REPORT OF DUES AND DUTIES, JULY-SEPTEMBER QUARTER

PORT.	IMPORT DUTY.		EXPORT DUTY.		NATIVE OPIUM DUTY.		TONNAGE DUES.	
	Foreign.	Native.	Foreign.	Native.	Foreign.	Native.	Foreign.	Native.
	<i>Hk. Tls.m.c.c.</i>	<i>Hk. Tls.m.c.c.</i>	<i>Hk. Tls.m.c.c.</i>	<i>Hk. Tls.m.c.c.</i>	<i>Hk. Tls.m.c.c.</i>	<i>Hk. Tls.m.c.c.</i>	<i>Hk. Tls.m.c.c.</i>	<i>Hk. Tls.m.c.c.</i>
LUNGCHOW.....	...	1,325.7.6.8	...	202.9.3.9	...	546.2.6.3	...	...
MENGTSZ.....	...	16,228.8.8.6	...	6,317.9.6.4	...	16,287.6.0.0	...	73.5.0.0
SZEMAO.....	...	65.6.1.9	...	2.0.5.3	...	16.4.0.0	...	...
TENGYUEH.....	...	3,743.7.2.9	...	983.5.9.4	...	...	...	...
<i>Hk. Tls</i>	...	21,364.0.0.2	...	7,506.5.5.0	...	16,850.2.6.3	...	73.5.0.0
TOTAL..... <i>Hk. Tls</i>	21,364.0.0.2		7,506.5.5.0		16,850.2.6.3		73.5.0.0	
SAME QUARTER 1903...	18,196.1.0.9		5,317.5.4.3		8,964.2.5.0		49.6.0.0	

INSPECTORATE GENERAL OF CUSTOMS,

STATISTICAL DEPARTMENT, SHANGHAI, 14th November 1904.

## QUARTER, 1904: KOWLOON AND LAPPA.

CARGO.			TOTAL COLLECTION.	TOTAL COLLECTION, SAME QUARTER 1903.	—
LIKIN OUTWARDS.	CHING-FEI TAX INWARDS.	CHING-FEI TAX OUTWARDS.			
<i>Loc. Tram. c.c.</i>	<i>Loc. Tram. c.c.</i>	<i>Loc. Tram. c.c.</i>			
3,561.2.6.4	5,046.5.3.7	383.0.6.2	69,210.4.8.8	79,963.4.6.9	KOWLOON.
3,428.7.8.6	5,724.5.7.4	101.2.4.9	91,732.6.3.3	90,870.8.4.5	LAPPA.
6,990.0.5.0	10,771.1.1.1	484.3.1.1	160,943.1.2.1	170,834.3.1.4	.....TOTAL
7,724.8.8.1	11,891.8.3.3	482.3.5.9	170,834.3.1.4	...	.....SAME QUARTER 1903.

## 1904: LUNGCHOW, MENGTSZ, SZEMAO, AND TENGYUEH.

TOTAL.		TRANSIT DUES.	OPIUM LIKIN.		* TOTAL COLLECTION.	TOTAL COLLECTION, SAME QUARTER 1903.	PORT.
Foreign.	Native.		Foreign.	Native.			
<i>Hk. Tr. m. c. c.</i>	<i>Hk. Tr. m. c. c.</i>	<i>Hk. Tr. m. c. c.</i>	<i>Hk. Tr. m. c. c.</i>	<i>Hk. Tr. m. c. c.</i>	<i>Hk. Tr. m. c. c.</i>	<i>Hk. Tr. m. c. c.</i>	
...	2,074.9.7.0	779.1.6.5	...	...	2,854.1.3.5	571.3.6.5	LUNGCHOW.
...	38,907.9.5.0	9,873.4.0.7	...	...	48,781.3.5.7	35,165.5.1.5	MENGTSZ.
...	84.0.7.2	137.8.7.3	...	...	221.9.4.5	362.3.3.4	SZEMAO.
...	4,727.3.2.3	2,576.0.9.1	...	...	7,303.4.1.4	6,457.9.3.6	TENGYUEH.
...	45,794.3.1.5		...	...			
45,794.3.1.5		13,366.5.3.6	...		59,160.8.5.1	42,557.1.5.0	.....TOTAL
32,527.5.0.2		9,953.2.9.8	76.3.5.0*		42,557.1.5.0	...	.....SAME QUARTER 1903.

\* Collected in lieu of Inland Dues on Native Opium.

CHARTER FOR THE UNIVERSITY OF CHICAGO

ARTICLE I	NAME	PURPOSE	TERMS	ARTICLE II


**PART III.**  
**FINES AND CONFISCATIONS,**

*During the Quarter ended September 30, 1904.*

[Will appear in a separate Volume.]



**PART IV.**

**NOTIFICATIONS,**

*During the Quarter ended September 30, 1904.*

## NOTICES TO MARINERS.

---

 CHINA SEA.
 

---

No. 399.

## FOOCHOW DISTRICT.

## TUNGYUNG LIGHTHOUSE.

NOTICE is hereby given that the light on Tungyung was exhibited for the first time at sunset on the 1st July 1904.

The illuminating apparatus is group flashing of the first order, showing three *white* flashes in quick succession every 20 seconds.

The light-tower is situated on the eastern slope of the island, and the light, which is elevated 325 feet above the level of the sea, should be visible in clear weather at a distance of 25 nautical miles in all directions, except where it is obscured by the island from south round by east to N. 70° E.

Bearings are magnetic and from seaward.

The tower is round, of brick, 24 feet high, with a total height from base to lantern vane of 46½ feet.

The tower and dwellings are painted *white*.

Approximate position:—

Latitude . . . . .	26° 22' 40" N.
Longitude . . . . .	120° 30' 25" E.

## FOG GUN SIGNAL.

The Keepers at this station on hearing a bell, fog horn, steam whistle, or any other sound, during foggy or thick weather, indicating the proximity of a vessel, will fire 2 guns with an interval of 1 minute between them, and if the vessel's fog signal—showing that she is under way—continues to be heard, will repeat the firing after an interval of 15 minutes.

SHANGHAI, 4th July 1904.

---



## No. 400.

## AMOY DISTRICT.

## SHOAL PATCH IN APPROACH TO AMOY HARBOUR.

NOTICE is hereby given that the Commanding Officer (Commander C. E. MONRO, R.N.) of H.B.M.S. *Rambler* reports the existence of a shoal patch in the approach to Amoy Harbour, with Chapel Island bearing S. 8° E., distant 6.1 miles, and Chin-ha Point (S.E. point) bearing N. 87° W., distant 4.6 miles.

The least water at present obtained is 3½ fathoms at low water of spring tides.

A further examination will be made.

Also, a shoal of small extent, with Quemoy Pagoda bearing N. 17° E., distant 6½ miles, and Taitan Lighthouse bearing N. 47° W., with 4½ fathoms at low water of spring tides.

All bearings given are magnetic.

SHANGHAI, 21st July 1904.

## No. 401.

## NEWCHWANG DISTRICT.

THE following Notifications, issued by the Harbour Master at Newchwang, are hereby published for general information:—

“LOCAL NOTICE TO MARINERS SPECIAL No. 11.

“*Dangers to Navigation: Sunken Vessel.*

“Notice is hereby given that the Japanese steamer *Yatsuna Maru* lies sunk in the Newchwang harbour off the Custom House in mid-stream in 6 fathoms at low water.

“She lies with her bow up-stream, showing about 12 feet of her masts above water, and, until removed, a sampan will be made fast to the wreck, showing a red flag during the day and a red light during the night.

“J. STRÖM,

“*Harbour Master.*

“Approved: EDWARD GILCHRIST,

“*Acting Commissioner.*

“CUSTOM HOUSE,

“NEWCHWANG, 6th September 1904.”

## HARBOUR NOTIFICATION No. 10.

*"Pilot Charges reduced to Normal Rates.*

"Notice is hereby given that the Treaty Power Consuls have decided, in view of the re-establishment of normal conditions as regards navigation, to abolish from to-day the extra 50 per cent. charge for pilotage temporarily authorised in Harbour Notification No. 3 of 2nd April 1904.

"J. STRÖM,

*"Harbour Master.*

"HARBOUR MASTER'S OFFICE,  
"NEWCHWANG, 7th September 1904."

SHANGHAI, 13th September 1904.

---

**PART V.**

**MOVEMENTS IN THE SERVICE:**

**APPOINTMENTS, PROMOTIONS, TRANSFERS, LEAVES, &c.**

# IMPERIAL MARITIME CUSTOMS.

## MOVEMENTS IN THE SERVICE.

(Gazette No. 132.)

From 1st June to 31st August 1904.

### I.—REVENUE DEPARTMENT.

DATE.	NAME.	PRESENT APPOINTMENT.	SERVICE MOVEMENT.
<b>1<sup>o</sup>. IN-DOOR.</b>			
<i>Confirmed Appointment:—1st February 1904</i>		<b>William Guerin FitzGibbon</b> .....	To be 4th Assistant, C, Shanghai.
1904.			
May 13	<b>Alfred Novion</b> .....	Commissioner [S. U. L.].....	<i>Deceased.</i>
June 1	<b>J. F. SCHOENICKE</b> .....	"    Wenchow.....	<i>Granted leave to 31st May 1905.</i>
	<b>H. M. HILLIER</b> .....	"    Nanking.....	To be Commissioner, Wuhu ( <i>assumed charge</i>
	<b>P. H. KING</b> .....	"    [C. U. L.].....	"    "    30th November 1904.
	<b>C. H. OLIVER</b> .....	Deputy Commissioner in Charge, Ningpo.	To be 2nd Assistant, C, and granted leave to "    "    Nanking ( <i>assumed charge</i> "    "    22nd June 1904).
	<b>V. E. J. DENT</b> .....	Chief Assistant, C, Shanghai.....	<i>Granted leave to 30th September 1904.</i>
	<b>C. PAPE</b> .....	3rd "    A, Hangchow.....	To be 2nd Assistant, C, and granted leave to "    "    31st August 1904.
	<b>A. M. J. KEBLE</b> .....	"    "    B, Hankow.....	<i>Granted leave to 30th November 1904.</i>
	<b>O. H. ANDERSEN</b> .....	4th "    "    C ( <i>on probation</i> ), Tientsin.	To be 4th Assistant, C ( <i>on probation</i> ), Native "    "    Customs, Tientsin.
" 11	<b>Frederick Henry Maas</b> .....	"    "    Shanghai.	"    "    "    Shanghai.
" 16	<b>J. ORLOFF</b> .....	4th Assistant, A, Shanghai.....	<i>Granted leave to 16th September 1904.</i>
" 21	<b>Alphonse Pierre Piry</b> .....	"    "    London.	To be 4th Assistant, C, Inspectorate General, "    "    London.
" 22	<b>A. S. DEANE</b> .....	Assistant - in - Charge ( <i>temporarily</i> ) (Chief Assistant, B, and Medical Officer), Wuhu.	<i>Handed over charge and resumed duty as Chief Assistant, B, and Medical Officer, Wuhu.</i>

DATE.	NAME.	PRESENT APPOINTMENT.	SERVICE MOVEMENT.
1904.	<b>Humphry St. John Wilding</b> .....		To be 4th Assistant, <i>C</i> , Shanghai.
June 27	<b>Ada Wheen</b> .....	Typist ( <i>on probation</i> ), Statistical Department, Inspectorate General, Shanghai.	<i>Resigned.</i>
" 30			
July 1	<b>F. N. MAY</b> .....	Chief Assistant, <i>A</i> , Shanghai.....	<i>Granted leave to 30th September 1904.</i>
	<b>P. M. G. DE GALEMBERT</b> .....	Acting Commissioner (Chief Assistant, <i>A</i> ), Lungchow.	To be Deputy Commissioner, Amoy.
	<b>T. A. W. HANCE</b> .....	Chief Assistant, <i>B</i> [C. U. L.].....	" Chief Assistant, <i>B</i> , Shanghai.
	<b>J. H. FOUGERAT</b> .....	" " " " " " " "	" Acting Commissioner (Chief Assistant, <i>B</i> ), Lungchow ( <i>assumed charge 14th July 1904</i> ).
	<b>T. D. MOORHEAD</b> .....	" " " <i>C</i> , Lappa.....	" Chief Assistant, <i>C</i> , Canton.
	<b>G. F. GRAHAM</b> .....	2nd " " <i>A</i> , Canton.....	" 2nd " <i>A</i> , Lappa.
	<b>J. R. PUTSAM</b> .....	" " " <i>C</i> , Foochow.....	" " " <i>C</i> , Canton.
	<b>F. L. AHRENDTS</b> .....	3rd " " <i>A</i> , Santuao.....	" 3rd " <i>A</i> , Shanghai.
	<b>E. G. LERAS</b> .....	" " " Inspectorate General, Shanghai.	" " " " Santuao.
	<b>R. L. WARREN</b> .....	" " " <i>C</i> , Yochow.....	" " " <i>C</i> , Shanghai.
	<b>J. B. A. MACKINSON</b> .....	4th " " <i>B</i> , Shanghai.....	<i>Granted leave to 31st August 1904.</i>
	<b>Y. C. DES FRANCS</b> .....	" " " <i>C</i> , Tientsin.....	To be 4th Assistant, <i>B</i> , Tientsin.
	<b>C. A. LINDSAY</b> .....	" " " Canton.....	" " " <i>C</i> , Foochow.
	<b>F. H. MAAS</b> .....	" " " Shanghai.....	" " " <i>Yochow.</i>
	<b>Pierre Emile Jean de Bondy</b> .....		" " " ( <i>on probation</i> ), Inspectorate General, Shanghai.
	<b>T. S. SOUTHEY</b> .....	Clerk ( <i>detached for duty in II.—Marine Department, 2<sup>nd</sup> Harbours</i> ), Shanghai.	<i>Granted leave to 30th June 1905.</i>
	<b>V. A. Towers</b> .....		To be Typist ( <i>on probation</i> ), Statistical Department, Inspectorate General, Shanghai.
" 6	<b>W. R. CLOUTH</b> .....	Private Secretary (2nd Assistant, <i>C</i> ), Inspectorate General, Peking.	<i>Granted leave to 6th September 1904.</i>
" 9	<b>V. A. Towers</b> .....	Typist ( <i>on probation</i> ), Statistical Department, Inspectorate General, Shanghai.	<i>Resigned.</i>
" 11	<b>Annie Elizabeth Anderson</b> .....		To be Typist ( <i>on probation</i> ), Statistical Department, Inspectorate General, Shanghai.
" 15	<b>Henri de Ponthière</b> .....	4th Assistant, <i>A</i> ( <i>on leave</i> ), Wuhn.....	<i>Resigned.</i>
" 25	<b>G. D. POLI</b> .....	Clerk, Shanghai.....	<i>Granted leave to 15th September 1904.</i>
" 25	<b>N. A. KONOVALOFF</b> .....	Acting Commissioner (Deputy Commissioner), Newchwang.	To be Acting Secretary, Inspectorate General, Peking.
	<b>E. GILCHRIST</b> .....	Deputy Commissioner, Newchwang.....	" Acting Commissioner (Deputy Commissioner), Newchwang ( <i>assumed charge same date</i> ).
" 31	<b>Conrad Steinmeyer</b> .....	4th Assistant, <i>C</i> ( <i>detached for duty in III.—Educational Department</i> ), Canton.	<i>Resigned.</i>
August 1	<b>J. H. SMYTH</b> .....	2nd " " Nanking.....	<i>Granted leave to 30th September 1904.</i>
	<b>A. G. BETHELL</b> .....	3rd " <i>A</i> [S. U. L.].....	<i>Leave extended to 31st October 1904.</i>
	<b>R. KUROSAWA</b> .....	" " " Inspectorate General, Peking.	To be Acting Deputy Commissioner in charge of Native Customs (3rd Assistant, <i>A</i> ), Newchwang ( <i>assumed charge on 6th August 1904</i> ).
	<b>A. E. BLANCO</b> .....	" " <i>B</i> , Kowloon.....	<i>Granted leave to 31st October 1904.</i>
	<b>L. SIEBOLD</b> .....	4th " " [S. U. L.].....	<i>Leave extended " " "</i>
	<b>B. ARATA</b> .....	" " " Shanghai.....	To be 4th Assistant, <i>B</i> , Newchwang.
	<b>H. G. FLETCHER</b> .....	" " " Soochow.....	" " " Changsha.
	<b>S. TAKEDA</b> .....	" " " <i>C</i> , Canton.....	" " " <i>C</i> , Amoy.
	<b>S. SAKAKI</b> .....	" " " Amoy.....	" " " Inspectorate General, Peking.

DATE	NAME	PRESENT APPOINTMENT.	SERVICE MOVEMENT.
1904. August 1	<b>Albert René Émile Charles Marie Sadoine</b> .....	.....	To be 4th Assistant, C, Soochow.
" 6	<b>LS. ROCHER</b> .....	Commissioner, Chinkiang.....	Handed over charge and granted leave to 19th September 1904.
	<b>J. D. D. DE LA TOUCHE</b> .....	Chief Assistant, C, Chinkiang.....	To be Assistant-in-Charge (Chief Assistant, C) (temporarily), Chinkiang (assumed charge same date).
" 27	<b>ROBT. E. BREDON</b> .....	Deputy Inspector General, Inspectorate General, Shanghai.....	Granted leave to 7th October 1904.
	<b>H. E. HOBSON</b> .....	Commissioner, Shanghai.....	To be in charge of the section of the Inspectorate General, Shanghai, in addition to carrying on the Shanghai Customs work.
" 31	<b>J. R. BRAZIER</b> .....	..... Kowloon.....	Detached.
	<b>T. E. COCKER</b> .....	Deputy Commissioner, Kowloon.....	To be Deputy Commissioner in charge (temporarily), Kowloon (assumed charge same date).

## 2. OUT-DOOR.

Confirmed Appointments:—1st October 1903	<b>Robert Bulldeath</b> .....	To be 3rd Class Tidewater, I-hang.
" December "	<b>John Joshua Jarman</b> .....	" " " " Shasi.
	<b>Ladislav Hayman</b> .....	" " " " Swatow.
	<b>Francis Herbert Cradock</b> .....	" " " " Hankow.
" January 1904	<b>John Vincent Murphy</b> .....	" " " " Wuhu.
	<b>Cecil Bouverie Valentine Golding</b> .....	" " " " Shanghai.
	<b>Sydney Baldwin Starling</b> .....	" " " " Wuhu.
	<b>William Mates Roberts</b> .....	" " " " Foochow.
	<b>Hermann Georg Wilhelm Schlesiger</b> .....	" " " " Kioochow.
	<b>Paul Eduard Schütz</b> .....	" " " " "
	<b>James Conlthard Jones</b> .....	" " " " Shanghai.
	<b>Rene Claude Starling</b> .....	" " " " Hankow.
	<b>Harold Wyatt</b> .....	" " " " "
	<b>John Trefrey Stewart Lilburn St. George Trefrey</b> .....	" " " " Kowloon.
	<b>Alfred George McLoughlin</b> .....	" " " " Shanghai.
	<b>Fercy Petit Sewell</b> .....	" " " " "
" February "	<b>Fred Renald Mann</b> .....	" " " " Hankow.
	<b>William Bertram Hicks</b> .....	" " " " Kinkiang.
	<b>William Anderson</b> .....	" " " " Kowloon.

1903. Dec. 1	<b>William Burnes</b> .....	.....	To be Watcher, Kowloon.
1904. Jan. 14	<b>J. T. S. L. ST. G. TREFRY</b> .....	Watcher, Kowloon.....	To be Probationary Tidewater, Kowloon.
March 18	<b>A. B. BURTON</b> .....	" ".....	" " " " " "
April 23	<b>J. G. M. CARTER</b> .....	" ".....	" " " " " "
" 28	<b>J. G. M. CARTER</b> .....	" ".....	" " " " " "
June 1	<b>T. MOORHEAD</b> .....	Chief Tidurveyor and Harbour Master, Foochow.	Granted leave to 30th September 1905.
	<b>H. T. WAYELL</b> .....	Acting Assistant Tidurveyor (Examiner), Hangchow.	" " " " November 1904.
	<b>R. HENKEL</b> .....	Examiner, Pakhoi.....	To be Acting Tidurveyor and Harbour Master (Examiner), Kiungchow.
	<b>E. C. A. DEICHEN</b> .....	" Shanghai.....	" Examiner, Nanking.

DATE.	NAME.	PRESENT APPOINTMENT.	SERVICE MOVEMENT.
1904.			
June 1	A. BRAMMER.....	Assistant Examiner, Shanghai.....	To be Acting Tidewater (temporarily) (Assistant Examiner), Hangchow.
	E. SHELTON.....	" " Nanking.....	" " Boat Officer (Assistant Examiner), Ningpo.
	W. CLONEY.....	" " Tientsin.....	" Assistant Examiner, Swatow.
	H. K. F. E. ZIEHE.....	" " Chinkiang.....	" " " Kiaochoow.
	C. HUNT.....	" " Newchwang.....	" " " Tientsin.
	T. LAMB.....	Acting Assistant Tidewater (Assistant Examiner), Ningpo.	" " " Shanghai.
	J. S. ENRIGHT.....	Assistant Examiner, Kiatingchow.....	" " " Pakhoi.
	V. GARZA.....	" " Chinkiang.....	" " " Shanghai.
	O. A. LANZ.....	1st Class Tidewater, Kiaochoow.....	" " " Kiaochoow.
	J. LELAS.....	" " " Amoy.....	" " " 1st Class Tidewater, Chinkiang.
	H. R. GERULAT.....	2nd " " Kiaochoow.....	" " " Kiaochoow.
	J. H. TRAPCHER.....	" " " Shanghai.....	" " 2nd " " Chinkiang.
	W. A. HEMPEL.....	3rd " " Tientsin.....	" " 3rd " " Kiaochoow.
	T. HEFFRON.....	Watcher, Lappa.....	" " Probationary Tidewater, Lappa.
	A. JOHNSON.....	" " " ".....	" " " ".....
	A. MURRAY.....	" " " ".....	" " " ".....
	T. HEMBRY.....	" " " ".....	" " " ".....
	C. E. ARNOLD.....	" " " ".....	" " " ".....
	M. BRYAN.....	" " " ".....	" " " ".....
	W. BURNS.....	" " Kowloon.....	" " " ".....
	V. NORDLOF.....	" " Canton.....	" " " ".....
	J. FREY.....	" " Shanghai.....	" " " ".....
	P. J. JACOBSEN.....	" " " ".....	" " " ".....
	G. M. PEZZINI.....	" " " ".....	" " " ".....
	T. T. WÜLL.....	" " " ".....	" " " ".....
" 2	George Norton.....	" " " ".....	" " Watcher, Tientsin.
	Charles Fisher.....	" " " ".....	" " " Lappa.
	George Waard.....	" " " ".....	" " " ".....
" 3	Alexander Levy.....	Watcher, Canton.....	Resigned.
" 4	August Winkel.....	" " " ".....	To be Watcher, Lappa.
" 5	James Kite.....	3rd Class Tidewater, Hangchow.....	Dismissed.
" 6	Wilhelm Heinrich Dau.....	" " " Shanghai.....	Discharged.
" 7	Matthew William Cleveland.....	Watcher, Shanghai.....	" " " ".....
	Edward Marlborough.....	" " " ".....	" " " ".....
	Laurits Christian Nicolaisen.....	" " " ".....	To be Watcher, Shanghai.
" 9	John Carter.....	Probationary Tidewater, Kiatingchow.....	Discharged.
	Harre Singh.....	" " " ".....	To be Station Watcher, C, Lappa.
" 10	Charles Manners Manners.....	" " " ".....	" " Watcher, Shanghai.
" 14	James Keith Hamilton.....	Watcher, Shanghai.....	Resigned.
" 15	Otto Paul Loescher.....	3rd Class Tidewater, Chefoo.....	" " " ".....
	J. GRAHAM-PARRY.....	Watcher, Shanghai.....	To be Probationary Tidewater, Chefoo.
	L. P. R. McMILLAN.....	" " " ".....	" " " ".....
" 16	W. MARTINSON.....	Assistant Examiner, Canton.....	Granted leave to 16th September 1904.
	H. A. CHRISTENSEN.....	Watcher, Shanghai.....	To be Probationary Tidewater, Shanghai.
	P. A. MACLEAN.....	" " " ".....	" " " ".....
	J. P. FLOOD.....	" " " ".....	" " " Hangchow.
	Hugo Hermann Scheithauer.....	" " " ".....	" " Watcher, Canton.
	George Ernest Sherman.....	" " " ".....	" " " Shanghai.
	Sont Singh.....	" " " ".....	" " Station Watcher, C, Lappa.
" 17	Kristian Gulbrandsen.....	" " " ".....	" " Watcher, Shanghai.
" 21	A. GREGORY.....	Watcher, Canton.....	" " Probationary Tidewater, Kiatingchow.
	W. J. TURNER.....	" " " ".....	" " " ".....
	John Eldridge Harrel.....	Salt Watcher, Chinkiang.....	Discharged.
" 22	William Caddy.....	3rd Class Tidewater, Kowloon.....	" " " ".....
	Harold Christopher Leadam.....	" " " ".....	To be Watcher, Canton.
" 23	Harold Keith Nice.....	" " " ".....	" " " ".....





DATE.	NAME.	PRESENT APPOINTMENT.	SERVICE MOVEMENT.
1904.			
July 11	Harry Storrs .....		To be Watcher, Shanghai.
" 12	T. MORELAND .....	Examiner, Tientsin .....	Granted leave to 12th October 1904.
	Gilbert Furlong .....	Watcher, Kowloon .....	Discharged.
	Ram Singh .....		To be Station Watcher, C. Lappa.
" 13	Charles Mortimer Manley .....		" Watcher, Shanghai.
" 14	Joseph Morgan .....	Examiner, Shanghai .....	Deceased.
	Charles Kondrad Christophersen .....	3rd Class Tidewater, Hangchow .....	Discharged.
	P. J. R. COWAN .....	Watcher, Shanghai .....	To be Probationary Tidewater, Hankow.
" 15	F. G. BECKE .....	Assistant Tidewater, Hankow .....	" Acting Tidewater and Harbour Master (Assistant Tidewater), Hankow.
" 16	Frederick Huber .....		" Watcher, Kowloon.
" 18	O. M. STROMDAHL .....	Watcher, Shanghai .....	" Probationary Tidewater, Hangchow.
" 19	Robert Ernie .....		" Watcher, Shanghai.
" 20	Leonard Butler Austen .....		" " Canton.
" 21	James Younger .....		" " Canton.
" 22	Alexander Joseph McDonald .....	Probationary Tidewater, Foochow .....	Discharged.
" 23	Wilhelm Seigmund Niebuhr .....		To be Watcher, Canton.
" 24	Hans Peter Petersen .....		" " Shanghai.
" 25	E. BERNARD .....	Examiner, Shanghai .....	Granted leave to 25th September 1904.
" 26	William Davies .....	Watcher, Lappa .....	Disappeared.
" 28	Alexander Michailovitch Lockwitzky .....		To be Watcher, Lappa.
" 29	Christian Wilhelm Friedrich Diercks .....	Chief Examiner, Wuhu .....	Deceased.
" 31	Harold Christopher Leadam .....	Watcher, Canton .....	Resigned.
	August Winkel .....	" Lappa .....	Disappeared.
	Hernan Singh .....	Watchman, Samshui .....	Discharged.
August 1	L. J. XAVIER .....	Assistant Examiner, Canton .....	Suspended from duty.
	E. A. STREELNEEK .....	" Newchwang .....	To be Assistant Examiner, Tientsin.
	J. GEDDES .....	1st Class Tidewater, Nanking .....	" Acting Boat Officer (1st Class Tidewater), Hankow.
	G. H. S. FEWKES .....	3rd " " Tientsin .....	" 3rd Class Tidewater, Native Customs, Tientsin.
	G. PAYNE .....	Transferred from II.—Marine Department, 2 <sup>d</sup> Harbours. (Permitted to rejoin) .....	" " " " Shanghai.
	Robert Walpole .....		" " " " Kowloon.
	A. T. BARBERINI .....	Watcher, Tientsin .....	" Probationary Tidewater, Tientsin.
	G. L. DAINS .....	" Canton .....	" " " " Canton.
	L. A. SALES .....	" Shanghai .....	" " " " "
" 2	Harry Frank .....		Disappeared.
" 5	Morris Menbrunn .....	(Permitted to rejoin) .....	To be Acting Assistant Examiner, Wuchow.
	Peder Munk Pedersen .....	Probationary Tidewater, Canton .....	Discharged.
" 6	Bhagot Singh .....		To be Station Watcher, C. Lappa.
" 8	Narain Singh .....		" Watchman, Samshui.
" 8	Charles Henry Earle .....		" Watcher, Canton.
" 9	N. BERGSSON .....	Watcher, Shanghai .....	" Probationary Tidewater, Newchwang.
" 10	C. P. WINCKEL .....	" Kowloon .....	" " " " Kowloon.
" 10	J. H. A. ONKEN .....	" Shanghai .....	" " " " Hangchow.
" 11	H. N. D. ROSEN .....		" " " " Shanghai.
" 11	John Patrick Flood .....	Probationary Tidewater, Hangchow .....	Resigned.
	Olof Sørensen .....		To be Watcher, Canton.
" 13	T. LAMB .....	Assistant Examiner, Shanghai .....	Granted leave to 13th February 1905.
	Daniel Campbell .....	" Hankow .....	Deceased.
" 15	Silvio Lennaro .....		To be Watcher, Canton.
" 15	Percy Petit Sewell .....	3rd Class Tidewater, Shanghai .....	Resigned.
	Louis Volonterio .....	Probationary Tidewater, Lappa .....	Discharged.
	Herbert Eugene Haines .....	Watcher, Canton .....	
" 17	Charles Godfred Fisher .....		Dismissed.
	John Coyle .....	" " .....	Permitted to resign.



DATE.	NAME.	PRESENT APPOINTMENT.	SERVICE MOVEMENT.
1904.	LEUNG YUNG KWONG.....	4th Clerk, A, Kowloon.....	To be 3rd Clerk, B, Kowloon.
June 1	CHEONG QUAN-SANG.....	32 32 32 Kiukiang.....	32 32 32 32 Kiukiang.
	HWONG YUNG KWAI.....	32 32 32 Canton.....	32 32 32 32 Canton.
	KIANG SOH ZUN.....	32 32 32 Chinkiang.....	32 32 32 32 Chinkiang.
	ZEE SEU-FUNG.....	32 32 32 Shanghai.....	32 32 32 32 Shanghai.
	SHU DING TSING.....	32 32 32 B, Hangchow.....	32 4th 32 32 A, Hangchow.
	BAU YIEN-HANG.....	32 32 32 Ningpo.....	32 32 32 32 Ningpo.
	KEH YUNG ZEE.....	32 32 32 Shanghai.....	32 32 32 32 Chefoo.
	CHAN SHIU PANG.....	32 32 32 Kiungchow.....	32 32 32 32 Kiungchow.
	LIM CHIN CHIOK.....	32 32 32 Amoy.....	32 32 32 32 Amoy.
	HO TAT TSUNG.....	32 32 32 Canton.....	32 32 32 32 Canton.
	HUANG KUO TS'AI.....	32 32 32 Ichang.....	32 32 32 32 Ichang.
	WOO LOH SUNG.....	32 32 32 Shanghai.....	32 32 32 32 Shanghai.
	FUNG SUI.....	32 32 32 Canton.....	32 32 32 32 Canton.
	SENG PU-SHAN.....	32 32 32 Hankow.....	32 32 32 32 Hankow.
	KWAN KING CHENG.....	32 32 32 Tientsin.....	32 32 32 32 Tientsin.
	HYA SONG-YUEN.....	Candidate Clerk, A, Tientsin.....	Candidate Clerk, A, Kiaochow.
	WANG TSE LAN.....	32 32 32 Shanghai.....	32 32 32 32 4th Clerk, B, Shanghai.
	YEW KAI CHANG.....	32 32 32 32.....	32 32 32 32 32.....
	HO WING IP.....	32 32 32 32.....	32 32 32 32 32.....
	IP YAM-TIEN.....	32 32 32 Mengtsz.....	32 32 32 32 Mengtsz.
	HO CHEE PAI.....	32 32 32 32.....	32 32 32 32 32.....
	LEE KAN.....	32 32 32 Lappa.....	32 32 32 32 Lappa.
	LIANG SUI-KANG.....	32 32 32 Wuchow.....	32 32 32 32 Wuchow.
	WONG I-TSO.....	32 32 32 Tientsin.....	32 32 32 32 Tientsin.
	NI SHIH-HSI.....	32 32 32 B, Kongmoon.....	Candidate Clerk, A, Kongmoon.
	WAI HUNG KWAN.....	32 32 32 Kowloon.....	32 32 32 32 Kowloon.
	CHENKINSEN.....	32 32 32 Shanghai.....	32 32 32 32 Shanghai.
	CHEN PING YIU.....	32 32 32 32.....	32 32 32 32 32.....
	LING DIEU GUONG.....	32 32 32 Foochow.....	32 32 32 32 B, Amoy.
	ZIA WANG.....	32 32 32 C, Shanghai.....	32 32 32 32 Shanghai.
	LIU TANG.....	32 32 32 Wuhu.....	32 32 32 32 Wuhu.
	WOO TSANG.....	32 32 32 Shanghai.....	32 32 32 32 Shanghai.
	AUNG SUNG ZUNG.....	32 32 32 32.....	32 32 32 32 32.....
	CHEN CHIN TING.....	32 32 32 Hankow.....	32 32 32 32 Hankow.
	DAU DI CHOU.....	32 32 32 Shanghai.....	32 32 32 32 Shanghai.
	CHANG LI CHENG.....	32 32 32 Hankow.....	32 32 32 32 Hankow.
	CHAN WAN-CHONG.....	32 32 32 Canton.....	32 32 32 32 Canton.
	CHAN YAW WO.....	32 32 32 Shanghai.....	32 32 32 32 Shanghai.
	WANG MING-SING.....	32 32 32 32.....	32 32 32 32 32.....
	Chen Ching Pai.....	32 32 32 32.....	32 32 32 32 C, 32.....
	Dzi Pih Sung.....	32 32 32 32.....	32 32 32 32 32.....
	Fung Po Shu.....	32 32 32 32.....	32 32 32 32 Canton.
	Hsi Tsé-p'ei.....	32 32 32 32.....	32 32 32 32 Foochow.
	Kiang Dor-tsal.....	32 32 32 32.....	32 32 32 32 Shanghai.
	Pun Ling.....	32 32 32 32.....	32 32 32 32 Canton.
	Yeh Yao-chieh.....	32 32 32 32.....	32 32 32 32 32.....
10	Dzau Kee Dan.....	Candidate Clerk, B, Shanghai.....	Resigned.
13	CH'AN HING.....	3rd Clerk, B, Kiaochow (temporarily).....	Returned to duty, Shanghai.
14	Chen Yu Chong.....	32 32 32 32.....	To be Candidate Clerk, C, Shanghai.
	Li Shiu-ngan.....	32 32 32 32.....	32 32 32 32 32.....
15	Wong May Zu.....	32 32 32 32.....	32 32 32 32 32.....
16	Shén Yu Mai.....	32 32 32 32.....	32 32 32 32 32.....
20	WOO KWANG CHUN.....	4th Clerk, B (on leave), Swatow.....	Returned to duty, Swatow.
23	Ngá Chan.....	32 32 32 32.....	To be Candidate Clerk, C, Shanghai.
27	Whong Wen Cha.....	32 32 32 32.....	32 32 32 32 32.....
28	Chen Chu Chin.....	32 32 32 32.....	32 32 32 32 32.....
30	Yang Mang Shion.....	Candidate Clerk, C, Tientsin.....	Resigned.
July 1	KWOK LO KWAI.....	1st Clerk, D, Foochow.....	To be 1st Clerk, D, Kowloon.

DATE.	NAME.	PRESENT APPOINTMENT.	SERVICE MOVEMENT.
1904. July 1	HO TING-SHEUNG.....	3rd Clerk, A, Ichang.....	To be 2nd Clerk, B, Ichang.
	LO Ü CHEONG .....	" " " Kioochow.....	" 3rd " A, Tientsin.
	CHUN KING .....	" " " Pakhoi.....	" " " Canton.
	CH'AN HING.....	" " " B, Shanghai.....	" " " Newchwang.
	CHEUNG YUK-TONG.....	" " " ".....	" " " Ichang.
	CHEUNG MUN KWONG.....	" " " Swatow.....	" " " B, Foochow.
	LEUNG YUNG KWONG.....	" " " Kowloon.....	" " " Swatow.
	WANG SHAO LING.....	4th " A, Newchwang.....	" 4th " A, Ichang.
	HSH CHING YUNG.....	" " " Swatow.....	" " " Santuao.
	SING MI SING.....	" " " Santuao.....	" " " Swatow.
	HO TAT TSUNG.....	" " " Canton.....	" " " Pakhoi.
	TSIEN CHUNG HOW.....	" " " B, Shanghai.....	" " " Kiukiang.
	TANG KAI CHEUNG.....	" " " Newchwang.....	" " " Newchwang.
	TONG JO-WAH.....	" " " Shanghai.....	" " " B, Swatow.
	KWAUH PING CH'I.....	" " " (Likin), Hangchow.....	" " " A (Likin), Hangchow.
	CHEN PING YIU.....	Candidate Clerk, A, Shanghai.....	" " " Candidate Clerk, A, Newchwang.
	Liang Tun Chiu.....	" " " B, Shasi.....	Resigned.
	TSE NAI-TSO.....	" " " Canton.....	To be Candidate Clerk, B, Kowloon.
	Mui Ying-shan.....	" " " ".....	" " " C, Canton.
	Yau Sek-ü.....	" " " ".....	" " " ".....
" 2	KAO KUNG-TING.....	4th Clerk, B, Hankow.....	" 4th Clerk, B, Changsha (temporarily).
" 11	Zih Zoon Bing.....	" " " ".....	" " " Candidate Clerk, C, Shanghai.
" 15	SEE BWAN ANN.....	Principal Clerk, C, Swatow.....	Granted four months leave.
	HO TING-SHEUNG.....	2nd Clerk, B, Ichang.....	" " " ".....
	Ü Tik ün.....	Candidate Clerk, B, Kowloon.....	Resigned.
	Loo Chih Hwai.....	" " " ".....	To be Candidate Clerk, C, Tientsin.
" 20	Ju Kway Ying.....	" " " ".....	" " " Shanghai.
" 21	Shih Shih Han.....	" " " ".....	" " " ".....
" 23	Kaung Pah-liang.....	" " " ".....	" " " ".....
" 25	Yek Ga Heng.....	" " " ".....	" " " ".....
" 31	Yang Ven-ping.....	Candidate Clerk, C, Shanghai.....	Discharged.
	Zih Zoon Bing.....	" " " ".....	Resigned.
August 1	MAK SZE CHE.....	1st Clerk, A (on leave), Swatow.....	Returned to duty, Swatow.
	WONG IN TSO.....	Candidate Clerk, C, Canton.....	Reinstated as Candidate Clerk, A, Canton.
	CHOW ZIEH KUEI.....	" " " Shanghai.....	To be Candidate Clerk, C, Wuhu.
	Zih Zoon Bing.....	" " " ".....	Resigned.
" 4	SUNG TSE HING.....	" " " B, Swatow (temporarily).	Returned to duty, Canton.
" 6	Dzung Hai-zai.....	" " " ".....	To be Candidate Clerk, C, Shanghai.
" 8	Zeh Sien Sung.....	" " " ".....	Resigned.
	Lo Tseh Chime.....	Candidate Clerk, B, Amoy.....	" " " ".....
	Ng Chik Yat.....	" " " C, Canton.....	Discharged.
" 10	Soh Ting-kong.....	" " " ".....	To be Candidate Clerk, C, Shanghai.
" 15	Ching Kin Siang.....	" " " ".....	" " " ".....
" 16	HUANG KEO TS'AI.....	4th Clerk, A, Ichang.....	Granted four months leave.
	Ong Huat Cheng.....	" " " ".....	To be Candidate Clerk, C, Amoy.
" 22	Tsiang Yoh-we.....	" " " ".....	" " " Shanghai.
" 31	Cheng Sham.....	4th Clerk, B, Canton.....	Resigned.
	Choh Zieh Kuei.....	Candidate Clerk, C, Wuhu.....	" " " ".....
	Loo Chih Hwai.....	" " " Tientsin.....	" " " ".....

## II.—MARINE DEPARTMENT.

DATE.	NAME.	PRESENT APPOINTMENT.	SERVICE MOVEMENT.
<b>2° HARBOURS.</b>			
<i>Confirmed Appointments:—</i> 1st January 1904		<b>Fritz Oscar Pettersen</b> .....	To be River Police Constable, Shanghai.
	" February "	<b>Friedrich August Brandstetter</b> .....	" " " " " "
	" March "	<b>Frank Johnson</b> .....	" " " " " "
1904.			
June 30	J. A. OLSEN .....	Acting 1st Berthing Officer (2nd Berthing Officer) (additional for duty in I.—Revenue Department, 2° Out-door), Shanghai.	Relinquished duty in I.—Revenue Department, 2°. Out-door.
	<b>Minor Baird Sorber</b> .....	River Police Constable (on probation), Shanghai.	Resigned.
July 1	G. T. B. J. ELDRIDGE .....	Deputy Coast Inspector, Shanghai.....	Granted leave to 30th November 1904.
	H. G. MÿHRE.....	Detached from I.—Revenue Department, 3°. Coast.	To be Acting Deputy Coast Inspector, Shanghai.
	C. P. R. HANSEN .....	Acting Assistant Harbour Master (1st Berthing Officer), Shanghai.	" 1st Berthing Officer (additional for duty in I.—Revenue Department, 2°. Out-door), Shanghai.
	J. A. OLSEN .....	Acting 1st Berthing Officer (2nd Berthing Officer), Shanghai.	" 1st Berthing Officer, Shanghai.
" 11	<b>Bernard Coffey</b> .....		" River Police Constable (on probation), Shanghai.
" 31	G. PAYNE.....	River Police Constable, Shanghai.....	Transferred to I.—Revenue Department, 2°. Out-door.
August 3	<b>James Duncan Bruce</b> .....		To be River Police Constable (on probation), Shanghai.
" 15	C. VILLANOVA.....	Signalman [S. U. L.].....	Leave extended to 15th February 1905.
<b>3° LIGHTS.</b>			
1902.			
Dec. 1	P. GIBBONS .....	3rd Lightkeeper, B, Chefoo.....	To be 3rd Lightkeeper, A, Chefoo.
1903.			
March 1	W. HOPPLEY .....	3rd Lightkeeper, B, Chefoo.....	To be 3rd Lightkeeper, A, Chefoo.
1904.			
June 1	A. M. HARALDSEN .....	Lightship Mate, Shanghai.....	To be Lightship Mate, Chefoo.
July 1	J. ANDERSSON .....	3rd Lightkeeper, A, Shanghai.....	" 2nd Lightkeeper, B, Shanghai.
	R. ELLIS.....	" " " " " ".....	" " " " " "
	J. T. JESPERSEN .....	" " " " " ".....	" " " " " "

## III.—EDUCATIONAL DEPARTMENT.

DATE	NAME	PRESENT APPOINTMENT.	SERVICE MOVEMENT.
<b>2°. T'UNG WĒN KWAN, CANTON.</b>			
1904. July 1	J. A. SUMMERS.....	Teacher of English.....	<i>Granted leave to 30th June 1906. Resigned.</i>
" 31	Conrad Steinmeyer.....	Acting Teacher of Russian ( <i>detached from I.—Revenue Department, 1°. In-door</i> ).	

## IV.—POSTAL DEPARTMENT.

DATE	NAME	PRESENT APPOINTMENT.	SERVICE MOVEMENT.
<b>3°. DISTRICT INSPECTORS.</b>			
1904. August 1	W. W. RITCHIE.....	District Inspector, Chinan.....	<i>Granted two months leave.</i>
<b>4°. POSTAL OFFICERS.</b>			
1904. June 1	W. A. WASHBROOK.....	1st Postal Officer, Chinkiang.....	<i>Granted four months leave. To be 1st Postal Officer, Chinan (temporarily).</i>
August 1	J. HINRICHS.....	" " " Kiaochoow.....	
<b>5°. ASSISTANT POSTAL OFFICERS.</b>			
<i>Confirmed Appointment:—16th December 1903</i>		Olav Stoltz.....	To be Assistant Postal Officer, C, Shanghai.



DATE.	NAME.	PRESENT APPOINTMENT.	SERVICE MOVEMENT.
1904.			
June 10	Ching Tso-ying.....	Candidate Postal Clerk, B (non-linguist), Shanghai.	Resigned.
	Chang Kuei-san.....	" " " " (non-linguist), Chanchuen (Canton).	"
" 13	Li Ch'ing-hsi.....	Inland Agent, Tawënk'ou (Chinan).....	Discharged.
	Chan Po-tsun.....		To be Candidate Postal Clerk, B (non-linguist), Pakhoi.
" 14	Chiang Shuang-hsi.....		" Inland Agent, Changshan (Ningpo).
	Chang Kuang-tou.....		" " " Haikow (Foochow).
" 15	Ts'ai Shih-yü.....		" " " Lungch'uan (Wenchow).
	Ho Tzu-kuei.....	Inland Agent, Shihing (Samshui).....	Discharged.
	Fun Kwang-chun.....	Candidate Postal Clerk, B (non-linguist), Canton.	"
" 16	Wang Kauh-ching.....		To be Candidate Postal Clerk, B (non-linguist), Wuhu.
" 17	Cheong Tsz-shiu.....		" " " " " (non-linguist), Canton.
" 18	PAO YÜ SUNG.....	Candidate Postal Clerk, A, Kiaoehow.....	" " " " " A, Kiukiang.
" 19	Chêng Yü-ju.....	" " " " B (non-linguist), Nanking.	Resigned.
" 20	Wang Pao-li.....		To be Candidate Postal Clerk, B (non-linguist), Nanking.
" 23	Li Chên-shêng.....		" " " " " (non-linguist), Chinan.
" 24	Kung Ch'i-wên.....		" " " " " (non-linguist), Peking.
" 28	Yang Wai-ü.....	Candidate Postal Clerk, B (non-linguist), Shanghai.	Resigned.
" 30	Chu Yan-tung.....	" " " " (non-linguist), Canton.	Deceased.
	Hui Ah-fong.....	" " " " C (Probationary), Canton.	Resigned.
	Chang Hsieh.....	" " " " B (non-linguist), Peking.	Dismissed.
July 1	KAM SHING KNIGHT.....	4th Postal Clerk, A, Chefoo.....	To be 4th Postal Clerk, A, Canton.
	CHUN LAN-FUNG.....	" " " " " Kiungchow.....	" " " " " Swatow.
	Tseng Tsze Wa.....	Candidate Postal Clerk, B (non-linguist), Samshui.	Discharged.
	King Che-fu.....		To be Candidate Postal Clerk, C (Probationary), Peking.
	Ma Wên-chung.....		" " " " " B (non-linguist), Peking.
	Liu Tun-shu.....	Candidate Postal Clerk, A (non-linguist), K'ai-feng.	Discharged.
	WANG CHIN YUEN.....	" " " " C (Probationary), Chungking.	To be Candidate Postal Clerk, B, Chungking.
	Lai Tsu Kwen.....		" " " " " C (Probationary), Shanghai.
	Ch'ên Ch'ing-chang.....		" " " " " B (non-linguist), Shanghai.
	Huang Ti-sên.....		" " " " " " " "
	Shao Ping-san.....		" " " " " " " "
	Ch'ên Ying-chi.....		" " " " " " " "
" 4	Tam Wing-kwong.....		" " " " " " C (Probationary), Canton.
" 7	Chü Yan-kwan.....		" " " " " " B (non-linguist), Canton.
" 8	Wong Kia Tsang.....	Candidate Postal Clerk, C (Probationary), Shanghai.	Resigned.



DATE.	NAME.	PRESENT APPOINTMENT.	SERVICE MOVEMENT.
1904. July 8	Yu Hua-ting.....	Candidate Postal Clerk, B (non-linguist), Taiping (Canton).	Resigned.
	Chang Chih-ho.....	" " " " (non-linguist), Fênghsiang (Hankow).	Discharged.
" 9	Ting Chün.....	" " " " C (Probationary), Foochow.	Resigned.
" 10	Lin T'ien-chang.....		To be Candidate Postal Clerk, B (non-linguist), Santua.
" 12	Chan Moon-tong.....	Candidate Postal Clerk, B (non-linguist), Shiuchou (Samsui).	Resigned.
" 13	Tze Wen Chee.....	" " " " C (Probationary), Chinkiang.	Discharged.
	Chang Ta-ch'uan.....		To be Inland Agent, Lungyu (Ningpo).
	Kwok Kai-chiu.....		" Candidate Postal Clerk, B (non-linguist), Shiuchou (Samsui).
" 15	Li Kuei-fên.....		" " " " (non-linguist), Peking.
	Ma Chung Yuen.....	Candidate Postal Clerk, B, Hankow.....	Disappeared.
	Li Hsiung-tsai.....	" " " " (non-linguist), Hankow.	Discharged.
" 16	Wang Yiu-an.....	Inland Agent, Chikkaiteng (Canton).....	Deceased.
	Dang Chung Ling.....		To be Candidate Postal Clerk, C (Probationary), Foochow.
	Tse Chao-ên.....		" Inland Agent, Chikkaiteng (Canton).
	Li Ping-chên.....		" " " Yanghsien (Hankow).
" 17	Chêng Ch'iai-t'ang.....	Candidate Postal Clerk, B (non-linguist), Nanch'ang (Kiukiang).	Dismissed.
	Lín Pô-hsi.....	" " " " (non-linguist), Canton.	Resigned.
" 18	Ho Kwang-ming.....		To be Candidate Postal Clerk, B (non-linguist), Wuhu.
	Ou Yang-ping.....		" " " " (non-linguist), Canton.
" 22	Ch'ên Wên-t'ung.....		" " " " (non-linguist), Foochow.
" 23	Têng Hsi-kwang.....		" " " " (non-linguist), Ningpo.
" 25	Ho I-kung.....		" " " " (non-linguist), Taiping (Canton).
" 27	Chang Yu-chang.....	Candidate Postal Clerk, B (non-linguist), Suchien (Chinkiang).	Dismissed.
	Chin Hon-hing.....		To be Inland Agent, Sainam (Samsui).
	Kuo Hsing-yüan.....		" " " Hsiangyang (Hankow).
" 28	Kang Hsi-fu.....	Inland Agent, Hsiangyang (Hankow).....	Discharged.
	Li Mei Ch'ux.....	Candidate Postal Clerk, B (non-linguist), Chefoo.	To be Candidate Postal Clerk, A (non-linguist), Chefoo.
" 29	Wang Tê-ch'êng.....		" Inland Agent, Tangchiacha (Chinkiang).
	T'ang Huang.....	Candidate Postal Clerk, B, Hsiennümiau (Chinkiang).	Discharged.
" 30	T'ien Yün-chiang.....		To be Inland Agent, Chaoi (Hankow).
	Mao Ting-hsien.....	Candidate Postal Clerk, B (non-linguist), Chefoo.	Discharged.
	Liu Tsung Kiao.....	" " " "	"

DATE.	NAME.	PRESENT APPOINTMENT.	SERVICE MOVEMENT.
1904. July 31	PAY TING SING.....	Candidate Postal Clerk, C (Probationary), Shanghai.	To be Candidate Postal Clerk, C (Probationary), Chinkingang. Discharged.
	Chang Jui-shêng.....	" " " B (non-linguist), Ningpo.	
August 1	Tien Kuang-k'uei.....		To be Candidate Postal Clerk, B (non-linguist), Peking.
	Wu Yoh.....		" " " " C (Probationary), Hankow.
	YANG SHAO-CHEN.....	Inspecting Clerk, Chungking.....	Granted two months leave.
	Lu Yao-ching.....		To be Candidate Postal Clerk, C (Probationary), Hankow.
	Wu Hsiao Yuan.....		" " " " " " " " " " " "
	TYE PING WA.....	Candidate Postal Clerk, A (non-linguist), Wuchow.	" " " " " " (Probationary), Wuchow.
	Pan En-po.....		" Inland Agent, Loktsung (Canton).
" 2	Wang Chih-chi.....		" " " " Tungchow (Hankow).
" 3	Chang Yen.....	Candidate Postal Clerk, B (non-linguist), Kongmoon (Canton).	Resigned.
" 4	Kuo Chi-tong.....		To be Candidate Postal Clerk, B (non-linguist), Canton.
" 5	Yang Yü-Jui.....		" Inland Agent, P'uchên (Hankow).
" 7	Hsü Ching-t'ing.....		" " " " Tingyuant'ing (Hankow).
" 10	Liang Pêng-nien.....	Candidate Postal Clerk, B (non-linguist), Foochow.	Dismissed.
" 11	LI TUNG-LAI.....	" " " " " " " " " " " " Tientsin.	To be Candidate Postal Clerk, A (non-linguist), Tientsin.
	FENG FU-CHEN.....	" " " " " " " " " " " "	" " " " " " " " " " " "
	Wu Shu-hsi.....		" " " " " " B (non-linguist), Hankow.
	Kung Ching-lin.....		" " " " " " " " " " " "
	Ch'êng Kuei-t'ien.....		" " " " " " " " " " " "
	Lo Ching-shên.....		" Inland Agent, Fup'ing (Hankow).
	Yin Shu-fên.....		" " " " Sungpa " "
	Tsao Chieh.....		" " " " Juning " "
	Hé Chên Ching.....		" " " " Hsüchichên " "
	Tang Yung-pin.....	Inland Agent, Sungpa (Hankow)	Discharged.
	Lin Kuo-chün.....	" " Juning " "	" " " " " " " " " " " "
	Kao Hsi-hsiang.....	" " Hsüchichên " "	" " " " " " " " " " " "
	Chang Yuan-hao.....		To be Candidate Postal Clerk, B (non-linguist), Taising (Chinkingang).
	Tung Chia-fu.....		" " " " " " " " " " " " (non-linguist), Ningpo.
	Chang Hsing Yuan.....		" " " " " " " " " " " " (non-linguist), Samsui.
" 13	Li Chin Nai.....		" " " " " " " " " " " " (non-linguist), Chefoo.
" 16	Chiang Han-hsien.....		" " " " " " " " " " " " (non-linguist), Foochow.
	Ch'ên Hao-nien.....		" " " " " " " " " " " "
	Li Ching-yüan.....		" " " " " " " " " " " "
	Chiang Hsin-ching.....		" " " " " " " " " " " "
" 20	Chang Fu-yüan.....		" " " " " " " " " " " "
	Yang Chin.....	Inland Agent, Neihsiang (Hankow)	Discharged.
" 24	Shih Wên-pin.....		To be Candidate Postal Clerk, B (non-linguist), Nanch'ang-fu (Kusikang).
" 25	Chêng Ch'i-hsien.....		" " " " " " " " " " " " C (Probationary), Tientsin.

DATE.	NAME.	PRESENT APPOINTMENT.	SERVICE MOVEMENT.
1904. August 26	<b>Chow Kwo-hsiang</b> .....		To be Candidate Postal Clerk, <i>B</i> ( <i>non-linguist</i> ), Yingkow ( <i>Newchwang</i> ).
" 27	<b>Hu Fu-chên</b> .....		" Inland Agent, Suichou ( <i>Hankow</i> ).
" 30	<b>Chang I-sên</b> .....	Inland Agent, Suichou ( <i>Hankow</i> ) .....	<i>Dismissed.</i>
" 30	<b>Liang Chiu Kiang</b> .....	Candidate Postal Clerk, <i>A</i> ( <i>non-linguist</i> ), Posé ( <i>Wu-chow</i> ).	<i>Dismissed.</i>
" 31	<b>KIANG YIH PING</b> .....	" " " <i>C</i> ( <i>Probationary</i> ), Shanghai.	To be Candidate Postal Clerk, <i>C</i> ( <i>Probationary</i> ), Hangchow.
	<b>UONG BING ONG</b> .....	" " " " " "	" " " " " " ( <i>Probationary</i> ), Kiaochow.
	<b>Fan Jung-ch'ing</b> .....	Inland Agent, Kazin ( <i>Hangchow</i> ) .....	<i>Discharged.</i>

By Order of the Inspector General,

H. ELGAR HOBSON,

*Officiating Deputy Inspector General.*

INSPECTORATE GENERAL OF CUSTOMS,  
SHANGHAI, 5th October 1904.



**PART VI.**  
**VESSELS MEASURED FOR TONNAGE,**

*During the Quarter ended September 30, 1904.*

## VESSELS MEASURED FOR TONNAGE.

N.B.—The column headed "Register" gives the Tonnage on which Tonnage Dues are leviable.

Port where measured.	Port No. of Certificate.	Date of Certificate of Measurement.	SHIP'S NAME. Steamer, str.; Steam-launch, st.-l.; or Sailing Vessel, s.v.	Rig of S.V. and No. of Masts of Str.	Flag.	PARTICULARS OF TONNAGE.			Length for Tonnage.	Mid-ship Depth.	REMARKS.
						Register.	Gross.	Under Deck.			
		1904.				<i>Tons.</i>	<i>Tons.</i>	<i>Tons.</i>	<i>Feet.</i>	<i>Feet.</i>	
Canton	536	August 6	Fat-shan.....st.-l.....	Chinese.	Chinese.	13.67	35.90	31.54	68.70	5.80	Built and engined at Canton.
"	532	July 8	Fei-lee.....st.-l.....	British	British	9.28	18.45	15.87	57.70	4.55	Built and engined at Hongkong.
"	543	Sept. 30	Fu-mun-tsal.....st.-l.....	Chinese.	Chinese.	35.64	65.08	57.29	92	5.90	Built and engined at Canton.
"	533	July 11	Hong-fu.....st.-l.....	"	"	7.25	16.25	13.96	55	4.40	"
"	539	August 8	Hop-lee.....st.-l.....	British	British	4.33	8.16	6.55	38.50	3.40	"
"	540	" 8	Kong-fee.....st.-l.....	Chinese.	Chinese.	15.66	37.68	33.11	74.40	5.95	"
"	542	" 11	Kong-moon.....st.-l.....	"	"	104.16	173.78	151.05	138.50	7.25	"
"	534	July 22	Lai-nam.....st.-l.....	American	American	11.96	20.24	17.76	61.70	4.70	"
Amoy	48	" 13	Mimi.....st.-l.....	British	British	4	5.25	5.25	35	4	"
Canton	535	August 3	Morning Star.....st.-l.....	One	American	48.74	111.08	41.17	83.70	3.30	Stern-wheeler. Built at Canton; engined at Chicago.
"	538	" 8	Po-ping.....st.-l.....	British	British	18.45	40.52	36.49	68.40	6.65	Built and engined at Canton.
"	537	" 6	Sea-gull.....st.-l.....	Two	"	129.89	178.91	109.07	109.35	8.10	Built and engined at Hongkong.
Amoy	49	Sept. 16	Soon-chun.....st.-l.....	One	"	33.40	46.18	46.18	71	6	"
Canton	541	August 20	Tsun-fat.....st.-l.....	"	"	50.42	74.15	25.08	72.90	3.80	Built and engined at Canton.
Foochow	64	Sept. 27	Wan-mao.....st.-l.....	Chinese.	Chinese.	15.62	23.52	17.38	65.50	5.60	"

**APPENDIX I.**

**KOWLOON, LAPPA, AND KIAOCHOW:  
QUARTERLY RETURNS OF TRADE.**

**JULY-SEPTEMBER 1904.**

(Received 17th October 1904.)

CUSTOM HOUSE,  
KOWLOON, 10TH OCTOBER 1904.

SIR,

I.—a. In conformity with the instructions contained in your Circular No. 381, Second Series, I now transmit to the Statistical Department at Shanghai, for publication, the statistics of the trade at Kowloon and the neighbouring stations in Native vessels for the third quarter of the year 1904.

b. The stations at present controlled by the Kowloon Customs are Taishan (大鏡), Lintin (伶仃), and Shamchun (深圳), on the north and west; Samun (三門), on the east; and Shaichung (沙魚涌) and Shatwkok (沙頭角), on the Mirs Bay littoral. The Custom House is called 九龍新關.

c. The word "Inwards" in these statistics means to China, and the word "Outwards," from China.

II. MOVEMENTS OF VESSELS.—a. The number and movements of vessels, Inwards and Outwards, during the quarter, are set forth in the following Tables:—

## 1°. TAISHAN, LINTIN, AND SHAMCHUN.

	JUNKS.			
	JULY.	AUGUST.	SEPTEMBER.	TOTAL.
Passed Inwards .....	1,019	893	1,072	2,984
" Outwards.....	979	965	1,056	3,000
	STEAM-LAUNCHES.			
	JULY.	AUGUST.	SEPTEMBER.	TOTAL.
Entered.....	89	94	116	299
Cleared.....	89	94	116	299
Of Junks Inwards— 2,529 were from Hongkong. 404 " Coastwise, i.e., from Native Ports. 51 " from Macao. — 2,984 Inwards.	Of Junks Outwards— 2,479 were from Hongkong. 474 " Coastwise, i.e., for Native Ports. 47 " for Macao. — 3,000 Outwards.			
Of Steam-launches Entered— 299 were from Hongkong.	Of Steam-launches Cleared— 299 were for Hongkong.			



## 2°. SAMUN.

	JUNKS.			
	JULY.	AUGUST.	SEPTEMBER.	TOTAL.
Passed Inwards .....	121	97	144	362
" Outwards .....	125	87	149	361
	STEAM-LAUNCHES.			
	JULY.	AUGUST.	SEPTEMBER.	TOTAL.
Passed Inwards .....	31	28	26	85
" Outwards .....	32	28	26	86
Of Junks Inwards— 223 were from Hongkong. 139 " Coastwise, i.e., from Native Ports. <hr/> 362 Inwards.	Of Junks Outwards— 230 were for Hongkong. 130 " Coastwise, i.e., for Native Ports. 1 was for Macao. <hr/> 361 Outwards.			
Of Steam-launches Inwards— 85 were from Hongkong.	Of Steam-launches Outwards— 86 were for Hongkong.			

## 3°. SHAÜCHUNG AND SHATOWKOK.

ENTERED.	JULY.	AUGUST.	SEPTEMBER.	TOTAL.
Junks .....	179	114	113	406
Steam-launches .....	26	23	24	73
CLEARED.	JULY.	AUGUST.	SEPTEMBER.	TOTAL.
Junks .....	137	70	102	309
Steam-launches .....	26	23	24	73
Of Junks Entered— 330 were from Hongkong. 76 " Coastwise, i.e., from Native Ports. <hr/> 406 Entered.	Of Junks Cleared— 244 were for Hongkong. 65 " Coastwise, i.e., for Native Ports. <hr/> 309 Cleared.			
Of Steam-launches Entered— 73 were from Hongkong.	Of Steam-launches Cleared— 73 were for Hongkong.			



## III. IMPORTS—Continued.

DESCRIPTION OF GOODS.	1902.	1903.	1904.			TOTAL.
			Passing Stations in Canton River Estuary.	Passing East Coast Station.	Imported at Stations in M'rs Bay.	
Dyed Shirtings, Figured, Brocaded, and Spotted..... <i>Pieces</i>	11	6	3	5	...	8
" " Plain .....	95	163	33	101	1	135
Japanese Cotton Cloth..... <i>Yards</i>	8,136	7,147	3,276	2,379	250	5,905
Cotton Yarn, Indian..... <i>Piculs</i>	161	101	66	21	...	87
<b>WOOLLEN GOODS.</b>						
Camlets..... <i>Pieces</i>	5	3	2	4	...	6
Lastings..... " "	6	1	...	1	...	1
Long Ells..... " "	2	3	1	4	2	7
Woollen and Worsted Yarn and Cord <i>Piculs</i>	97	48	281	...	...	281
<b>METALS.</b>						
Brass and Yellow Metal:—						
Sheets and Plates..... <i>Piculs</i>	2,536	3,088	943	...	...	943
Old .....	2,431	2,540	1,872	...	...	1,872
Iron and Mild Steel, New:—						
Bars..... <i>Piculs</i>	4,630	4,219	3,817	87	9	3,913
Hoops .....	554	1,026	55	4	...	59
Nail-rod .....	9,209	6,252	4,522	489	5	5,016
Nails, Wire..... " "	1,618	1,769	615	83	5	703
Pig..... " "	783	1,056	1,694	...	...	1,694
Plate Cuttings..... " "	...	1,987	2,308	76	48	2,432
Sheets and Plates..... " "	887	3,090	1,257	28	4	1,289
Wire..... " "	1,921	999	152	21	12	185
Iron, Old..... " "	9,451	8,966	5,159	204	5	5,368
Lead, in Pigs and Bars..... " "	413	170	54	7	6	67
Steel..... " "	937	186	74	37	3	114
Tin, Slabs..... " "	105	80	46	1	...	47
Tinned Plates..... " "	389	230	13	...	...	13
<b>FOREIGN SUNDRIES.</b>						
Betel-nuts..... <i>Piculs</i>	3,030	4,458	1,575	48	...	1,623
Bicho de Mar, Black..... " "	1,729	528	448	1	...	449
" " White..... " "	20	14	17	...	...	17
Braid, Lama..... <i>Gross</i>	11,607	36,971	15,886	65	...	15,951
Bran, Rice..... <i>Piculs</i>	493,001	461,606	584,106	5	3	584,114
Coal..... <i>Tons</i>	25,290	34,786	21,429	85	...	21,514
" Refuse..... " "	1,633	2,034	572	753	...	1,325
Cuttie-fish..... <i>Piculs</i>	2,943	1,551	1,422	9	4	1,435
Flour, Rice..... " "	413	402	607	12	10	629
" Wheat..... " "	6,620	4,823	4,320	345	93	4,758
Gambier, False..... " "	9,669	6,017	5,109	54	49	5,212
Ground-nuts..... " "	9,673	10,291	20,554	...	40	20,594
Lamps and Lampware..... <i>Value, Hk. Tls</i>	5,255	6,345	8,673	23	6	8,702
Mangrove Bark..... <i>Piculs</i>	5,010	4,794	7,208	345	15	7,568
Matches, Wood..... <i>Gross</i>	14,282	17,061	1,443	9,605	390	11,438
Molasses..... <i>Piculs</i>	13,886	15,647	15,601	...	...	15,601
Oil, Kerosene, American..... <i>Gallons</i>	334,520	1,030,715	254,180	207,505	6,695	468,380
" " Russian..... " "	67,925	180,885	52,435	3,900	25,495	81,830
" " Sumatra..... " "	25,000	182,900	291,735	4,470	...	296,205

## III. IMPORTS—Continued.

DESCRIPTION OF GOODS.	1902.	1903.	1904.			TOTAL.
			Passing Stations in Canton River Estuary.	Passing East Coast Station.	Imported at Stations in Mirs Bay.	
Raisins..... <i>Piculs</i>	80	409	223	24	4	251
Rattans..... "	7,379	6,592	3,617	143	1	3,761
Rice..... "	1,170,629	205,252	531,346	1,704	1,993	535,043
Paddy..... "	56,538	1,781	223	...	...	223
Saltpetre..... "	17,085	13,434	14,698	...	...	14,698
Sandalwood..... "	4,189	2,226	2,883	69	...	2,952
Spanwood..... "	1,742	4,713	1,899	1	...	1,900
Stone, Granite..... <i>Pieces</i>	68,710	86,020	100,536	...	...	100,536
Slabs..... "	57,338	73,607	60,300	...	...	60,300
Sugar, White..... <i>Piculs</i>	12,532	16,463	4,141	327	26	4,494
Sulphur..... "	4,042	2,956	2,810	...	...	2,810
Umbrella Frames..... <i>Pieces</i>	39,545	25,452	38,172	...	...	38,172
Varnish..... <i>Piculs</i>	568	709	462	1	...	463
Wood, Rose and Red..... "	14,459	11,972	8,013	...	...	8,013
NATIVE SUNDRIES.						
Alum, White..... <i>Piculs</i>	1,027	1,297	2,045	35	...	2,080
Beans and Peas..... "	14,652	10,901	10,839	784	130	11,753
Dates, Black..... "	1,440	1,076	1,000	37	6	1,043
Red..... "	244	552	373	15	7	395
Feathers, Duck, Fowl, etc..... "	1,833	1,006	2,301	...	...	2,301
Fish, Dried and Salt..... "	48,308	55,407	40,943	134	792	41,869
Flour, Yam..... "	2,985	4,387	6,275	38	55	6,368
Fungus..... "	1,365	616	1,059	5	2	1,066
Hides, Cow and Buffalo, Cuttings... "	1,880	2,434	1,597	13	...	1,610
Leather, Black..... "	539	2,849	3,170	18	...	3,188
Lily Flowers, Dried..... "	736	618	850	72	5	927
Medicines..... "	5,506	4,442	4,501	266	51	4,818
Oil, Ground-nut..... "	753	2,674	7,583	810	129	8,522
Seed, Melon..... "	5,941	5,552	4,996	4	2	5,002
Sesamum..... "	3,415	3,342	4,969	1,352	6	6,327
Vermicelli and Macaroni..... "	5,350	4,076	3,424	95	48	3,567

IV. EXPORTS.—The principal articles Outwards during the quarter, as compared with the same period of previous years, have been as follows:—

DESCRIPTION OF GOODS.	1902.	1903.	1904.			TOTAL.
			Passing Stations in Canton River Estuary.	Passing East Coast Station.	Exported from Stations in Mirs Bay.	
Ashes, Straw and Paddy-husk..... <i>Piculs</i>	5,330	4,933	3,646	107	69	3,822
Bamboo Baskets..... <i>Value, Hk. Tk</i>	15,879	13,802	11,055	...	...	11,055
Shoots..... <i>Piculs</i>	277	295	1,525	...	...	1,525
Split..... "	16,538	16,371	11,852	...	1	11,853

## IV. EXPORTS—Continued.

DESCRIPTION OF GOODS.	1902.	1903.	1904.			TOTAL.
			Passing Stations in Canton River Estuary.	Passing East Coast Station.	Exported from Stations in Mirs Bay.	
Bambooware..... <i>Piculs</i>	403	386	610	1	...	611
Beancurd..... "	2,255	2,954	1,657	...	...	1,657
Brassware..... "	774	807	453	...	...	453
Bricks..... <i>Mills</i>	14,388	13,155	11,603	...	...	11,603
Bristles, Pig..... <i>Piculs</i>	2,309	1,763	1,339	...	...	1,339
Canes..... <i>Mills</i>	1,451	1,412	2,703	...	...	2,703
Cattle..... <i>Head</i>	965	2,389	1,015	1,557	...	2,572
Charcoal..... <i>Piculs</i>	4,585	3,590	2,093	1,229	712	4,034
Chinaware, Coarse..... "	11,563	13,867	2,842	4,011	...	6,853
" Fine..... "	3,196	2,161	1,555	...	...	1,555
Eggs, Fresh..... <i>Mills</i>	2,405	1,195	...	1,570	...	1,570
Feathers..... <i>Piculs</i>	4,814	3,068	3,920	...	...	3,920
Fire-crackers and Fireworks..... "	26,446	29,980	26,011	136	...	26,147
Firewood..... "	235,027	247,627	135,026	5,035	3,925	143,986
Fish, Dried and Salt..... "	5,563	2,261	109	1,189	587	1,885
Furniture..... <i>Value, HK. Pts</i>	15,546	14,897	9,542	...	...	9,542
Garlic..... <i>Piculs</i>	13,055	8,525	6,947	4,381	...	11,328
Glassware..... "	1,270	1,109	910	...	...	910
Hemp Twine and Thread..... "	1,312	1,401	1,115	...	...	1,115
Iron Fans..... "	1,110	1,011	648	...	1	649
Ironware..... "	1,277	1,376	941	1	...	942
Joss Sticks..... "	4,050	4,690	2,562	15	...	2,577
Joss-stick Powder..... "	2,758	1,892	1,947	...	...	1,947
Lard..... "	5,989	4,903	3,802	...	...	3,802
Lime..... "	4,797	4,092	3,900	...	...	3,900
Mats, Packing..... <i>Mills</i>	1,266	1,141	877	...	...	877
Matting..... <i>Rolls</i>	62,951	21,865	24,868	...	...	24,868
Meats, Dried and Salted..... <i>Piculs</i>	1,084	1,176	653	...	...	653
Medicines..... "	1,260	932	681	23	1	705
Nankeens..... "	798	851	517	16	...	533
Oil, Ground-nut..... "	2,081	716	42	477	...	519
Paper, 1st Quality..... "	2,246	1,674	1,061	...	...	1,061
" 2nd "..... "	7,841	9,160	10,975	9	4	10,988
" Joss..... "	7,936	6,724	4,996	1	...	4,997
Pigs..... <i>No.</i>	12,735	13,043	677	6,433	6,025	13,135
Potatoes..... <i>Piculs</i>	749	103	213	...	...	213
Pottery, Earthenware..... "	24,461	26,597	21,245	...	...	21,245
Rattan Pith..... "	3,696	4,215	3,954	...	...	3,954
Samshu..... "	23,312	17,595	16,929	...	...	16,929
Shoes and Boots, Silk and Cotton..... <i>Pairs</i>	197,950	190,880	128,102	432	...	128,534
Silk Piece Goods..... <i>Piculs</i>	438	200	139	...	...	139
" and Cotton Mixtures..... "	69	57	46	...	...	46
Sugar, Brown..... "	5,185	2,184	5,039	2,115	159	7,313
Tea, Black..... "	5,212	5,870	3,955	1	...	3,956
" Green..... "	580	400	65	...	...	65
" Stalk..... "	223	362	275	...	...	275
Tiles, Floor and Roof..... <i>Mills</i>	3,360	3,023	2,320	...	...	2,320
Timber, Planks, Soft-wood..... <i>Sq. feet</i>	2,085,629	2,185,457	1,216,571	...	...	1,216,571
Tobacco, Prepared..... <i>Piculs</i>	6,496	7,072	5,829	12	...	5,841
Turnips, Dried and Salted..... "	9,369	7,990	6,633	2,627	3	9,263
Umbrellas, Paper..... <i>Pieces</i>	552,540	572,610	367,738	4,544	...	372,282
Vegetables, Dried and Salted..... <i>Piculs</i>	3,051	3,135	4,000	1,012	1	5,073
" Fresh..... "	5,567	5,681	7,114	287	88	7,489
Wood, Poles..... <i>Pieces</i>	121,293	111,459	127,228	...	...	127,228

## V. RE-EXPORTS.—Nil.

## VI. INTERNAL TRANSIT.—Nil.

VII. SPECIAL TABLES.—The following Tables give the quantity of Opium Inwards and statistics in connexion with the Passenger Traffic:—

## 1°. OPIUM.

DESTINATION.		BENARES.	MALWA.	PATNA.	PERSIAN.	TOTAL CRUDE.
		<i>Piculs.</i>	<i>Piculs.</i>	<i>Piculs.</i>	<i>Piculs.</i>	<i>Piculs.</i>
Kwaishin District:—	善 縣					
Autow .....	頭 頭	...	2.10	...	...	2.10
Lungkong.....	海 海	...	3.06	...	...	3.06
Pinghoi.....	水 水	...	11.69	...	...	11.69
Tamshui.....	淡 水	...	38.32	1.25	1.21	40.78
Heungshan District:—	香 山					
Naulong .....	南 縣	...	...	10.07	...	10.07
Sanon District:—	新 安					
Namtow .....	南 縣	...	...	7.52	...	7.52
Shamchun .....	南 頭	...	7.19	6.25	...	13.44
Shatowkok.....	深 角	...	2.05	...	...	2.05
Shaüchung.....	沙 魚	...	6.22	...	...	6.22
Taipang.....	沙 大	...	6.29	...	...	6.29
Taishan.....	大 頭	...	...	3.75	...	3.75
Hoiping District:—	開 平					
Cheungsha .....	長 縣	...	...	1.25	...	1.25
Shuihow .....	水 口	...	...	5.01	...	5.01
Sanning District:—	新 甯					
Kwonghoi .....	廣 海	...	...	2.50	...	2.50
Sancheung.....	新 昌	...	...	15.02	...	15.02
TOTAL.....		...	76.92	52.62	1.21	130.75

## 2°. PASSENGER TRAFFIC.

PASSENGERS INWARDS.		PASSENGERS OUTWARDS.	
Taishan, Lintin, and Shamchun.....	15,440	Taishan, Lintin, and Shamchun.....	14,234
Samun .....	1,832	Samun .....	1,715
Shaüchung and Shatowkok.....	7,840	Shaüchung and Shatowkok.....	6,790
TOTAL.....	25,112	TOTAL.....	22,739

VIII. REVENUE.—The following Table shows the Duties and Likin collected during the quarter, as compared with the corresponding period of previous years:—

	1902.	1903.	1904.
OPIUM: Duty..... <i>Hk. Tls</i>	5,637.2.4.3	5,153.9.2.5	3,922.4.6.4
Likin..... "	15,032.6.5.0	13,743.8.0.0	10,459.9.0.0
GENERAL CARGO: Duty Inwards..... "	21,855.8.1.0	24,507.8.7.7	23,895.7.6.1
"    Outwards..... "	4,028.9.3.5	3,364.6.6.1	3,430.2.9.2
Likin Inwards..... <i>Local Tls</i>	20,544.0.0.6	21,951.4.9.3	18,511.2.0.8
"    Outwards..... "	4,800.9.8.4	4,365.1.1.8	3,561.2.6.4
Ching-fei Tax Inwards..... "	4,451.1.9.9	6,470.7.8.0	5,046.5.3.7
"    "    Outwards..... "	532.5.4.2	405.8.1.5	383.0.6.2
TOTAL COLLECTION.....	76,883.3.6.9	79,963.4.6.9	69,210.4.8.8

I am, etc.,

T. E. COCKER,

*Deputy Commissioner of Customs in Charge.*

To the

INSPECTOR GENERAL OF CUSTOMS.

(Received 17th October 1904.)

CUSTOM HOUSE,  
LAPPA, 10TH OCTOBER 1904.

SIR,

I.—a. In conformity with the instructions contained in your Circular No. 381, Second Series, I now transmit to the Statistical Department at Shanghai, for publication, the statistics of the trade of this port for the third quarter of the year 1904.

b. The stations at present controlled by the Lappa Customs are Malowchow (馬溜洲), Tungho (東澳), and Chienshan (前山), with three sub-stations, Shekkok (石角), Kuttai (吉大), and Kwanchiap (關開).

c. The word "Inwards" in these statistics means to China, and the word "Outwards," from China.

II. MOVEMENTS OF VESSELS.—The number and movements of vessels, Inwards and Outwards, during the quarter, are set forth in the following Tables:—

## 1°. MALOWCHOW.

—	JUNKS.			
	JULY.	AUGUST.	SEPTEMBER.	TOTAL.
Passed Inwards.....	540	467	415	1,422
" Outwards.....	423	389	293	1,105
Of Junks Inwards— 1,115 were from Macao. 304 " " Hongkong. 2 " " Annam. 1 was " Siam.	Of Junks Outwards— 949 were for Macao. 155 " " Hongkong. 1 was " Kwangchowwan.			
1,422 Inwards.	1,105 Outwards.			
There also passed the station 177 Junks plying between Macao and Hongkong, viz:—				
	To Hongkong.....	72		
	From ".....	105		
	TOTAL.....	177		

## 2°. TUNGHO.

—	JUNKS.			
	JULY.	AUGUST.	SEPTEMBER.	TOTAL.
Passed Inwards.....	35	37	34	106
" Outwards.....	34	42	33	109
Of Junks Inwards— 90 were from Macao. 16 " " Hongkong.	Of Junks Outwards— 91 were for Macao. 18 " " Hongkong.			
106 Inwards.	109 Outwards.			



## 3. CHIENSHAN.

	JUNKS.			
	JULY.	AUGUST.	SEPTEMBER.	TOTAL.
Passed Inwards.....	75	86	71	232
" Outwards.....	73	86	70	229
Of Junks Inwards— 232 were from Macao. 232 Inwards.		Of Junks Outwards— 229 were for Macao. 229 Outwards.		

III. IMPORTS.—The principal articles Inwards during the quarter, as compared with the same period of previous years, have been as follows:—

DESCRIPTION OF GOODS.	1902.	1903.	1904.			TOTAL.
			Passing Malowchow Station.	Passing Tungsho Station.	Passing Chienshan Station.	
OPIUM.						
Patna..... Pieces	507.93	285.51	193.29	...	57.03	250.32
Boiled..... "	3.49	0.68	...	...	...	...
COTTON GOODS.						
Shirtings, Grey, English..... Pieces	1,318	1,590	1,050	...	28	1,078
" White, Plain..... "	2,565	1,803	1,223	...	3	1,226
Drills, American..... "	530	235	197	...	...	197
T-Cloths, 32 inches, English..... "	4,109	3,023	1,939	...	42	1,981
" 36 "..... "	610	463	178	...	14	192
Cambrics and Muslins..... "	961	1,031	745	...	4	386
Chintzes..... "	672	441	341	...	94	839
Dyed Shirtings, Figured, Brocaded, and Spotted..... "	766	1,023	418	...	41	382
Cotton Damasks, Dyed..... "	1,392	1,389	541	2	77	495
Dyed Shirtings, Plain..... "	103	107	631	...	11	554
" Hongkong..... "	1,204	1,854	93	...	...	631
" Turkey Red Shirtings..... "	94	126	...	...	1	94
Japanese Cotton Cloth..... { Yards	...	...	45,390	...	...	...
Velvets..... { Pieces	94	126	...	...	...	45,390
Handkerchiefs..... { Yards	...	...	4,882	...	...	4,882
Towels..... { Dozens	995	448	350	14	...	364
Cotton Yarn, Indian..... Pieces	5,368	7,703	8,332	...	...	8,332
	15,370	16,823	14,624	495	1	15,120
WOOLLEN AND COTTON MIXTURES.						
Alpacas, Lustras, and Orleans... { Pieces	79	15	...	...	...	...
	...	...	976	...	...	976

## III. IMPORTS—Continued.

DESCRIPTION OF GOODS.	1902.	1903.	1904.			TOTAL.
			Passing Malowchow Station.	Passing Tungbo Station.	Passing Chienshan Station.	
<b>WOOLLEN GOODS.</b>						
Blankets.....	<i>Pairs</i> 19	19	...	...	...	...
	<i>Pounds</i> ...	...	462	140	...	602
Camlets, English.....	<i>Pieces</i> 679	727	629	...	4	633
Cashmeres and Merinos.....	<i>"</i> 86	258	...	...	...	...
	<i>Yards</i> ...	...	11,143	...	...	11,143
Cloth, Broad, Medium, & Habit	<i>Yards</i> 95	94	...	...	...	...
Lastings.....	<i>Pieces</i> 3	5	1,131	...	...	1,131
Long Ells.....	<i>"</i> 70	66	87	...	1	88
<b>METALS.</b>						
Iron, Bars.....	<i>Piculs</i> 841	1,084	1,107	22	...	1,129
" Nail-rod.....	926	1,173	1,020	...	15	1,035
" Wire.....	501	564	477	19	2	498
" Unclassed.....	815	1,123	1,208	79	6	1,293
" Old.....	4,087	3,988	4,448	392	34	4,874
Lead, in Pigs.....	114	164	177	10	...	187
<b>FOREIGN SUNDRIES.</b>						
Betel-nuts.....	<i>Piculs</i> 2,565	3,114	2,252	...	...	2,252
Bicho de Mar.....	150	84	70	8	...	78
Braid, Liams.....	<i>Gross</i> 609	1,014	350	9	1	360
Cement.....	<i>Piculs</i> 586	578	660	...	31	691
Cotton, Raw, Indian.....	1,906	1,046	440	287	9	736
Cuttle-fish.....	1,255	831	1,049	...	8	1,057
Fish, Salt.....	2,570	1,329	2,325	...	270	2,595
Flint Stones.....	15	55	110	...	...	110
Flour.....	6,993	6,295	6,410	1,605	762	8,777
Mangrove Bark.....	928	2,009	1,810	...	1	1,811
Matches.....	<i>Gross</i> 56,267	64,683	32,561	2,442	313	35,316
Mushrooms.....	<i>Piculs</i> 468	443	469	...	1	470
Mussels, Dried.....	532	445	295	60	...	355
Oil, Kerosene, American.....	<i>Gallons</i> 159,535	380,080	612,535	69,655	3,340	683,530
" Sumatra.....	28,310	108,035	168,635	...	...	168,635
Raisins.....	<i>Piculs</i> 62	257	232	22	5	259
Rattans, Whole.....	68	110	378	...	2	380
Rice and Paddy.....	177,962	46,113	35,087	517	1,171	36,775
Seaweed.....	462	946	481	4	7	492
Stock-fish.....	983	1,286	994	...	42	1,036
<b>NATIVE SUNDRIES.</b>						
Beancurd, Dried.....	<i>Piculs</i> 265	263	253	...	1	254
Beans and Peas.....	11,324	9,744	9,585	...	544	10,129
Bran.....	30,116	68,658	38,886	1	25	38,912
Cloth, Native (Nankeens).....	1,065	1,191	1,041	...	8	1,049
Cocos-nuts.....	<i>Pieces</i> 642,744	231,959	621,194	...	24,153	645,347
Cotton, Raw.....	<i>Piculs</i> 436	534	920	32	4	956
Cuttle-fish.....	1,137	441	243	...	11	254
Dates, Black and Red.....	862	647	688	83	2	773
Fish, Salt.....	37,688	47,425	36,015	...	1,426	37,441
Flour, Potato.....	241	647	489	1	3	493

## III. IMPORTS—Continued.

DESCRIPTION OF GOODS.	1902.	1903.	1904.			
			Passing Malowchow Station.	Passing Tungho Station.	Passing Chienshan Station.	TOTAL.
Flour, Rice..... <i>Piculs</i>	66	77	90	...	4	94
Fruits, Fresh..... "	8,964	10,388	1,609	7	...	1,616
Fungus..... "	1,177	610	967	6	1	974
Ground-nut Cake..... "	2,291	4,062	4,927	...	25	4,952
Hemp..... "	3,490	2,897	2,931	...	...	2,931
" Skin..... "	642	813	249	3	2	254
" Indigo, Liquid..... "	128	33	34	...	4	38
Lily Flowers, Dried..... "	1,360	1,698	1,829	44	4	1,877
Medicines..... "	3,053	2,720	2,359	659	46	3,064
Oil, Ground-nut..... "	24,386	35,506	36,813	42	889	37,743
" Wood..... "	121	338	305	5	...	310
Oysters, Dried..... "	217	389	99	3	9	111
Pottery, Earthenware..... "	270	881	967	...	191	1,158
Prawns, Dried..... "	1,461	1,251	1,202	1	11	1,214
" Refuse..... "	2,380	2,095	1,852	...	9	1,861
Rattans, Split..... "	1,236	694	1,154	...	5	1,159
Samsu..... "	819	1,067	823	23	21	867
Silk Piece Goods..... "	50	73	45	...	...	45
Soy and Sauce..... "	15,544	10,503	7,624	...	248	7,872
Sugar, Brown..... "	1,646	2,682	2,509	13	714	3,236
" Candy..... "	665	931	1,076	...	26	1,102
" White..... "	6,862	13,368	10,779	35	401	11,215
Timber, Planks, Soft-wood..... <i>Sq. feet</i>	83,038	27,088	22,260	...	28,503	50,763
Tobacco, Stalk..... <i>Piculs</i>	2,172	1,525	728	...	14	742
Vermicelli..... "	6,087	5,522	4,651	27	45	4,723
Vinegar..... "	341	319	219	5	103	327
Wood, Coffin..... <i>Pieces</i>	1,466	736	299	5	49	353

IV. EXPORTS.—The principal articles Outwards during the quarter, as compared with the same period of previous years, have been as follows:—

DESCRIPTION OF GOODS.	1902.	1903.	1904.			
			Passing Malowchow Station.	Passing Tungho Station.	Passing Chienshan Station.	TOTAL.
Bamboo Baskets..... <i>Piculs</i>	907	1,108	1,371	...	...	1,371
" Split..... "	10,836	12,048	10,348	...	...	10,348
Bambooware..... "	1,882	1,350	1,428	...	1	1,429
Beancurd, Dried..... "	14	74	34	...	78	112
Betel-nuts..... "	579	1,284	2,284	...	...	2,284
Bricks and Tiles..... <i>Pieces</i>	1,636,800	836,390	1,522,360	...	205,000	1,727,360
Charcoal..... <i>Piculs</i>	15,706	17,598	9,623	...	...	9,623

## IV. EXPORTS—Continued.

DESCRIPTION OF GOODS.	1902.	1903.	1904.			TOTAL.
			Passing Malowchow Station.	Passing Tungsho Station.	Passing Chienshan Station.	
Chinaware, Fine and Coarse..... <i>Piculs</i>	275	180	264	...	...	264
Cloth, Native (Nankeens).....	334	391	365	...	...	365
Cocoa-nuts..... <i>Pieces</i>	544,778	251,359	672,689	...	...	672,689
Crabs..... <i>Piculs</i>	69	73	132	...	...	132
Eggs, Fresh..... <i>Pieces</i>	2,052,750	2,152,710	2,340,960	...	95,640	2,436,600
Fire-crackers and Fireworks..... <i>Piculs</i>	198	280	404	...	1	405
Firewood.....	77,211	81,448	83,988	...	...	83,988
Fish, Salt.....	858	1,107	112	666	5	783
Flour, Rice.....	399	399	288	...	...	288
Fruits, Dried.....	73	116	74	...	...	74
" Fresh.....	10,681	12,720	14,799	...	50	14,849
Hemp.....	312	1,030	654	...	...	654
" Skin.....	362	1,771	940	...	1	941
" Twine and Thread.....	222	295	394	...	...	394
Indigo, Liquid.....	361	303	350	...	...	350
Iron Pans.....	211	219	160	...	...	160
Ironware.....	120	114	120	...	...	120
Joss Sticks.....	154	575	705	...	3	708
Joss-stick Powder.....	2,086	1,964	1,619	...	...	1,619
Leatherware.....	647	791	536	...	...	536
Lime.....	2,057	2,650	2,057	...	...	2,057
Mats, Tea, Sugar, etc..... <i>Pieces</i>	3,638,769	1,153,463	1,665,212	...	...	1,665,212
Medicines..... <i>Piculs</i>	601	521	784	...	1	785
Oil, Cassia-leaf.....	57	138	84	...	...	84
" Ground-nut.....	17	59	17	...	...	17
" Wood.....	441	309	103	...	...	103
Palm Leaves.....	3,177	2,270	2,188	...	...	2,188
Palmleafware.....	2,041	2,572	2,037	...	...	2,037
Paper, 1st Quality.....	774	620	537	...	...	537
" 2nd.....	3,394	4,405	4,496	...	...	4,496
" Joss.....	935	1,051	1,020	...	...	1,020
Peel, Orange.....	1,193	597	401	...	...	401
Pigs..... <i>No.</i>	10,686	8,695	4,773	171	574	5,518
Pottery, Earthenware..... <i>Piculs</i>	2,844	3,316	3,576	...	...	3,576
Poultry..... <i>No.</i>	18,614	11,697	15,806	...	...	15,806
Rattans, Split..... <i>Piculs</i>	858	525	646	...	...	646
Rice (Paddy)*.....	24,661	...	...	...	...	...
Sanshu.....	8,540	6,911	5,877	...	165	6,042
Shoes, Silk and Cotton..... <i>Pairs</i>	18,442	23,407	12,074	...	...	12,074
Silk, Raw, White..... <i>Piculs</i>	196	130	109	...	...	109
" Wild.....	1,111	1,035	1,007	...	...	1,007
" Cocoons, Whole.....	270	496	184	...	...	184
" Refuse.....	83	116	153	...	...	153
" Piece Goods.....	14	23	21	...	...	21
Soy and Sauce.....	1,711	2,046	759	84	233	1,076
Sugar, Brown.....	22,043	3,905	3,346	...	...	3,346
" White.....	600	3	18	...	...	18
Tea, Black, Fired.....	585	3,483	2,215	...	...	2,215
" Unfired.....	107	125	119	...	...	119
" Dust.....	11	93	63	...	...	63
" Seed Cake.....	332	312	274	...	...	274
Timber, Beams, Hard-wood..... <i>Pieces</i>	1,713	432	640	...	...	640
" Hard-wood, Unclassed....	24,748	3,475	7,493	...	363	7,856
" Planks, Hard-wood.....	1,664	4,156	3,141	...	...	3,141

\* Exported to Macao (of which five-sixths were liable to Granary Tax) under special Regulations introduced by the Governor General of Liang Kwang in August 1889.

## IV. EXPORTS—Continued.

DESCRIPTION OF GOODS.	1902.	1903.	1904.			TOTAL.
			Passing Malowchow Station.	Passing Tungho Station.	Passing Chienshan Station.	
Timber, Planks, Soft-wood ..... <i>Sq. feet</i>	523,822	455,759	680,617	...	...	680,617
Tobacco, Leaf..... <i>Piculs</i>	13,828	4,609	2,564	...	...	2,564
"    Prepared..... <i>"</i>	2,021	2,372	2,899	...	11	2,910
Troacle..... <i>"</i>	2,193	716	431	...	...	431
Turnips, Salted..... <i>"</i>	1,178	856	1,227	...	...	1,227
Vegetables, Dried and Salted..... <i>"</i>	216	263	267	...	...	267
"    Fresh..... <i>"</i>	833	398	514	...	50	564
Vermicelli..... <i>"</i>	157	211	62	...	...	62
Vinegar..... <i>"</i>	1,966	1,411	961	...	15	976
Wood, Poles..... <i>Pieces</i>	11,561	8,243	21,916	...	31	21,947
Woodware..... <i>Piculs</i>	429	313	507	...	3	510
Yeast..... <i>"</i>	380	455	482	...	...	482

V. RE-EXPORTS.—*Nil.*VI. INTERNAL TRANSIT.—*Nil.*

VII. SPECIAL TABLES.—The following Tables give the quantity of Opium Inwards and statistics in connexion with the Passenger Traffic:—

		1°. OPIUM.				
DESTINATION.		BENARES.	MALWA.	PATNA.	PERSIAN.	TOTAL CRUDE.
		<i>Piculs.</i>	<i>Piculs.</i>	<i>Piculs.</i>	<i>Piculs.</i>	<i>Piculs.</i>
KWANGCHOW-FU.		廣州府				
Shuntak District:—		順德縣				
Shuntakshing .....	順德城	...	...	3.78	...	3.78
Heungshan District:—		香山縣				
Heungshanshing .....	香山城	...	...	38.28	...	38.28
Shikki .....	石岐	...	...	95.43	...	95.43
Chienshan .....	前山	...	...	28.95	...	28.95
Taumun .....	斗門	...	...	9.75	...	9.75
Sanni District:—		新會縣				
Kongmoon .....	江門	...	...	50.07	...	50.07
Sanning District:—		新甯縣				
Sanningshing .....	新甯城	...	...	6.93	...	6.93
Chikkai .....	赤溪	...	...	1.65	...	1.65
Sanon District:—		新安縣				
Kowloon .....	九龍	...	...	0.03	...	0.03
SHICHING-FU.		肇慶府				
Shiuhingshing .....	肇慶城	...	...	0.12	...	0.12
Hoiping District:—		開平縣				
Cheungsha .....	長沙	...	...	10.53	...	10.53
Yeungkong District:—		陽江廳				
Yeungkongshing .....	陽江城	...	...	3.90	...	3.90
KIUNGCHOW-FU.		瓊州府				
Yaichow District:—		瓊州城				
Yaichowshing .....	瓊州城	...	...	0.33	...	0.33
Lingshui District:—		陵水縣				
Lingshuishing .....	陵水城	...	...	0.57	...	0.57
TOTAL .....		...	...	250.32	...	250.32

## 2. PASSENGER TRAFFIC.

PASSENGERS INWARDS.		PASSENGERS OUTWARDS.	
Malowchow.....	23,818	Malowchow.....	21,893
Tungho.....	183	Tungho.....	173
Chienshan.....	6,907	Chienshan.....	6,644
<b>TOTAL.....</b>	<b>30,908</b>	<b>TOTAL.....</b>	<b>28,710</b>

VIII. REVENUE.—The following Table shows the Duties and Likin collected during the quarter, as compared with the corresponding period of previous years:—

—	1902.	1903.	1904.
OPIMUM : Duty..... <i>Hk. Tk</i>	21,896.6.2.5	9,868.6.1.3	9,252.0.0.0
Likin..... "	58,391.0.0.0	26,316.3.0.0	24,672.0.0.0
GENERAL CARGO : Duty Inwards..... "	24,177.6.5.2	29,618.4.5.8	32,619.8.3.3
" Outwards..... "	2,938.7.6.1	1,122.8.9.9	1,525.1.2.4
Likin Inwards..... <i>Local Tk</i>	13,265.6.0.9	15,087.2.1.5	14,409.0.6.7
" Outwards..... "	5,405.2.4.1	3,359.7.6.3	3,428.7.8.6
Ching-fei Tax Inwards..... "	4,633.1.8.4	5,421.0.5.3	5,724.5.7.4
" " Outwards..... "	67.2.4.9	76.5.4.4	101.2.4.9
<b>TOTAL COLLECTION.....</b>	<b>130,775.3.2.1</b>	<b>90,870.8.4.5</b>	<b>91,732.6.3.3</b>
Granary Tax on Rice and Paddy (not included in above statement)..... <i>Local Tk</i>	7,398.5.2.2	...	...

I am, etc.,

J. F. OIESEN,

*Commissioner of Customs.*

To the

INSPECTOR GENERAL OF CUSTOMS.

(Received 24th October 1904.)

CUSTOM HOUSE,  
KIAOCHOW, 17TH OCTOBER 1904.

SIR,

L.—a. In conformity with the instructions contained in your Circulars Nos. 21 of 1869, 14 of 1872, and 6 of 1875, I now transmit to the Statistical Department at Shanghai, for publication, the statistics of the trade of this port for the third quarter of the year 1904.

b. The Custom House (膠海關) was opened on the 1st July 1899. The collection of Tariff Import and Export Duty and Convention Likin on Opium (*Hk. Tk* 30 + 80 per picul), and the collection of Native Duties and Likin on Junk Cargoes at half Tariff rates, commenced on that day. The stations at present provisionally controlled by the Kiaochow Customs are known as Tsangkou (滄口); Nuku (女姑); Shatzkou (沙子口), including Tengyao (登轆); Hungshihyai (紅石崖); Taputou (塔埠頭); and Lingshanwei (靈山衛), including Tachiangkou (大港口).

c. The word "Inwards" in these statistics means to China, and the word "Outwards," from China, the statistics of goods landed and consumed in German territory not being included.

II. TONNAGE.—The number, tonnage, and movements of vessels, entered and cleared during the quarter at the German port of Tsingtao, are set forth in the following Table:—

ENTERED.	JULY.		AUGUST.		SEPTEMBER.		TOTAL.	
	No.	Tons.	No.	Tons.	No.	Tons.	No.	Tons.
1. Foreign Ocean-going Steamers.....	26	35,235	43	48,563	33	32,779	102	116,577
2. " Sailing Vessels .....	3	2,532	...	...	1	695	4	3,227
3. Chinese-owned Vessels of Foreign type:—Ocean-going Steamers..	1	350	...	...	...	...	1	350
Total.....	30	38,117	43	48,563	34	33,474	107	120,154
Same Quarter, 1903.....	23	19,246	23	29,164	22	20,295	68	68,705
CLEARED.	JULY.		AUGUST.		SEPTEMBER.		TOTAL.	
	No.	Tons.	No.	Tons.	No.	Tons.	No.	Tons.
1. Foreign Ocean-going Steamers.....	26	36,078	43	48,001	33	34,677	102	118,756
2. " Sailing Vessels .....	1	1,100	3	2,532	...	...	4	3,632
3. Chinese-owned Vessels of Foreign type:—Ocean-going Steamers..	1	350	...	...	...	...	1	350
Total.....	28	37,528	46	50,533	33	34,677	107	122,738
Same Quarter, 1903.....	25	24,508	21	22,362	23	24,195	69	71,065
Of Sailing Vessels entered— 1 was from Ports in China. 3 were " Foreign Ports.	Of Steamers entered— 80 were from Ports in China. 23 " " Foreign Ports.		Of Sailing Vessels cleared— 4 were for Foreign Ports.			Of Steamers cleared— 87 were for Ports in China. 16 " " Foreign Ports.		
4 Entered.	103 Entered.		4 Cleared.			103 Cleared.		
			Remaining in Port ..... 1			Remaining in Port ..... 2		



III. IMPORTS.—The principal articles of Import from Foreign Countries and Chinese Ports, during the quarter, as compared with the same period of previous years, have been as follows:—

DESCRIPTION OF GOODS.	1901.	1902.	1903.	1904.
<b>OPIMUM.</b>				
Boiled..... <i>Piculs</i>	...	...	...	0.01
Native..... "	...	...	...	0.19
<b>COTTON GOODS.</b>				
Shirtings, Grey, Plain..... <i>Pieces</i>	1,643	27,144	16,430	51,543
Sheetings, American..... "	9,547	22,050	21,500	45,062
"    Japanese..... "	5	...	9,646	8,781
Shirtings, White, Plain..... "	1,275	2,421	3,656	6,123
Drills, American..... "	3,378	10,291	12,709	10,170
"    Japanese..... "	...	...	1,184	7,739
Jeans, English..... "	27	300	1,078	9,244
T-Cloths, 32 inches..... "	3,571	7,641	9,856	24,600
"    Japanese..... "	2,577	3,802	7,944	6,084
Chintzes and Plain Cotton Prints..... "	579	1,498	1,742	3,248
Printed T-Cloths..... "	444	1,690	3,175	16,636
Cotton Italians, Plain..... "	1,823	5,916	4,406	27,594
"    Figured..... "	966	3,880	3,978	2,993
"    Lastings, Plain..... "	...	...	533	2,304
"    Figured..... "	...	...	3,272	28,736
Turkey Red Shirtings..... "	1,082	1,934	2,787	6,010
Cotton Yarn, Indian..... <i>Piculs</i>	1,444	2,470	5,020	3,617
"    "    Japanese..... "	10,117	13,020	26,686	27,148
<i>Chinese Cotton Goods.*</i>				
Cotton Yarn, Shanghai..... <i>Piculs</i>	1,121	1,213	31	690
<b>METALS.</b>				
Iron, Old: Horseshoes..... <i>Piculs</i>	774	751	1,308	606
"    "    Scrap..... "	...	111	3,702	2,651
<b>FOREIGN SUNDRIES.</b>				
Buttons, Brass..... <i>Gross</i>	...	9,589	11,776	22,328
Coal..... <i>Tons</i>	816	899	548	272
<b>Dyes and Colours:—</b>				
Dyes, Aniline..... <i>Value, Hk. Pz</i>	3,294	4,814	9,780	17,112
Indigo, Chemical..... <i>Piculs</i>	...	228	1,013	1,536
Matches, Wood, Japan..... <i>Gross</i>	53,148	63,743	162,695	486,380
Mining Materials..... <i>Value, Hk. Pz</i>	9,649	27,125	28,981	72,459
Needles..... <i>Mille</i>	3,124	8,350	13,585	34,685
Oil, Kerosene, American..... <i>Gallons</i>	234,805	54,385	114,043	323,785
"    "    Russian..... "	...	...	...	26,290
"    "    Sumatra..... "	...	3,240	2,960	510
Paper..... <i>Piculs</i>	...	...	74	2,711
Railway Plant and Materials..... <i>Value, Hk. Pz</i>	273,965	783,476	480,044	15,241
Sugar, Brown..... <i>Piculs</i>	235	1,569	1,255	3,108
"    White..... "	718	692	470	1,957

\* Steam Factory products.

## III. IMPORTS—Continued.

DESCRIPTION OF GOODS.	1901.	1902.	1903.	1904.
<b>NATIVE SUNDRIES.</b>				
Arsenic..... <i>Piculs</i>	44	82	312	439
Books, Printed..... "	42	53	513	241
Medicines..... "	22	224	122	191
Paper, 2nd Quality..... "	39	8	66	1,658
Rice..... "	1,540	27	74	1,650
Silk Piece Goods..... "	...	1	3	17
Tea, Leaf..... "	25	296	394	685
Timber, Planks, Soft-wood..... <i>Pieces</i>	42	1,176	930	2,783

IV. EXPORTS.—The principal articles of Export (including Re-exports) to Foreign Countries and Chinese Ports, during the quarter, as compared with the same period of previous years, have been as follows:—

DESCRIPTION OF GOODS.	1901.	1902.	1903.	1904.
Bristles..... <i>Piculs</i>	188	102	223	477
Cuttle-fish..... "	53	54	211	169
Fish, Salt..... "	...	178	357	...
Fruits, Fresh, Unclassed..... "	277	1,423	1,242	1,760
Ground-nuts..... "	157	525	80	81
Hides, Cow..... "	29	97	83	673
Medicines..... "	40	46	593	2,858
Oil, Ground-nut..... "	294	2,445	4,477	1,449
Pears..... "	962	1,241	2,812	3,858
Silk, Raw, White..... "	...	...	...	35
"    "    Yellow..... "	26	114	439	1,079
"    "    Wild..... "	...	...	...	31
"    "    Refuse or Waste..... "	...	606	1,389	2,648
"    "    Pongees, Shantung..... "	8	46	...	96
Skin (Fur) Rugs, Dog..... <i>Pieces</i>	400	...	775	2,215
Straw Braid..... <i>Piculs</i>	1,056	2,561	2,019	6,329
Tallow, Animal..... "	123	152	71	238
Timber, Planks, Soft-wood..... <i>Pieces</i>	...	...	...	950
Wool, Sheep's..... <i>Piculs</i>	...	...	643	489

V. RE-EXPORTS.—*Nil.*

VI. INTERNAL TRANSIT.—*Nil.*

VII. OPIUM.—Boiled, 0.01 picul imported from Treaty Ports.

VIII. SPECIAL TABLES.—The following Tables give separate statistics in connexion with the Passenger Traffic and the Import and Export of Treasure:—

## 1°. PASSENGER TRAFFIC.

PASSENGERS TO					PASSENGERS FROM			
SAILING VESSELS.		STEAMERS.			SAILING VESSELS.		STEAMERS.	
Foreigners.	Natives.	Foreigners.	Natives.		Foreigners.	Natives.	Foreigners.	Natives.
...	...	2	...		Kobe .....	...	1	1
...	...	1	3	Chemulpo.....	...	...	...	
...	...	113	125	Chefoo.....	...	182	224	
...	...	332	622	Shanghai.....	...	515	537	
...	...	448	750	TOTAL.....	...	698	762	

## 2°. TREASURE.

COUNTRIES FROM WHICH IMPORTED AND TO WHICH EXPORTED.	IMPORTS.				EXPORTS.			
	SILVER.			COPPER.	GOLD.	SILVER.		COPPER.
	In Sycee.	In Dollars.	In Coin.			In Coin.	In Sycee.	
	Hk. 7½	Hk. 7½	Hk. 7½	Hk. 7½	Hk. 7½	Hk. 7½	Hk. 7½	Hk. 7½
I. FOREIGN COUNTRIES.....	...	...	...	...	...	...	...	...
TOTAL: I. FOREIGN COUNTRIES	...	...	...	...	...	...	...	...
2. CHINA.								
Chefoo.....	650	18,500	...	71,550	...	125,237	667	...
Shanghai.....	10,100	96,500	200	111,717	4,066	116,145	...	...
Hankow.....	...	...	...	48,500	...	...	...	...
Foochow.....	...	...	...	32,513	...	...	...	...
Canton.....	...	...	...	44,300	...	...	...	...
TOTAL: 2. CHINA.....	10,750	115,000	200	308,580	4,066	241,382	667	...
TOTAL: I and 2. FOREIGN COUNTRIES AND CHINA.....	10,750	115,000	200	308,580	4,066	241,382	667	...
GRAND TOTAL.....	125,950			308,580	4,066	242,049	...	...

IX. REVENUE.—The following Table shows the Dues and Duties (Foreign flags, Native flag,\* and Transit) collected during the quarter, as compared with the corresponding period of previous years:—

	1902.		1903.		1904.	
	Foreign.	Native.	Foreign.	Native.	Foreign.	Native.
Import Duty .....	<i>Hk. Tk. m. c. c.</i> 30,076.7-3-3	<i>Hk. Tk. m. c. c.</i> 4,913.8.8.4 †	<i>Hk. Tk. m. c. c.</i> 48,957.4.2.4	<i>Hk. Tk. m. c. c.</i> 8,480.7-3-5 †	<i>Hk. Tk. m. c. c.</i> 83,455.4.8.0	<i>Hk. Tk. m. c. c.</i> 4,022.6.8.3 §
Export " .....	5,558.2.9.4	2,881.3-3-4	8,793.2-7-7	2,751.0.5-4 ¶	20,245.5.0-3	5,847.0.5-2**
Coast Trade Duty .....	310.6.7.2	...	552.7.0.7	1.1.8.4	1,512.0.7.4	38.5.8.5
Opium Duty .....	...	...	...	...	...	13.2.0.0
Tonnage Dues .....	...	...	...	...	...	...
<i>Hk. Tk.</i>	35,945.6.9.9	7,795.2.1.8††	58,303.4.0.8	11,232.9.7.3††	105,213.0.5.7	9,921.5.2.0§§
Foreign and Native ....	43,740.9.1.7		69,536.3.8.1		115,134.5.7.7	
Transit Dues { Inwards.....	...	...	...	...	...	...
{ Outwards .....	...	...	...	...	...	...
Opium Likin { Foreign Flags	...	...	...	...	...	...
{ Native Flag...	...	...	...	...	...	...
<b>TOTAL COLLECTION</b>	<i>Hk. Tk.</i> 43,740.9.1.7		<i>Hk. Tk.</i> 69,536.3.8.1		<i>Hk. Tk.</i> 115,134.5.7.7	
No Drawbacks marked for cash payment during quarter, to be deducted from total collection .....					<i>Hk. Tk.</i> Nil.	

\* Chinese registered Ships and Steamers; Chinese Lorchas and Pajepes holding Customs sailing letters; and Chinese Junks.

† Import Full Duty, *Hk. Tk.* 2,384.3.8.3, and Import Half Duty (Junk), *Hk. Tk.* 2,529.5.0.1.

‡ " " " " 5,313.4.6.4, " " " " " " " " 3,167.2.7.1.

§ " " " " 120.7.7.5, " " " " " " " " 3,901.9.5.8.

|| Export Half Duty (Junk).

¶ Export Full Duty, *Hk. Tk.* 10.6.1.8, and Export Half Duty (Junk), *Hk. Tk.* 2,740.4.3.6.

\*\* " " " " 8.2.7.6, " " " " " " " " 5,838.7.7.6.

†† Not including one-fifth of Junk Dues collected as Likin, *Hk. Tk.* 1,352.7.0.9.

‡‡ " " " " " " " " " " " " " " 1,476.9.2.6.

§§ " " " " " " " " " " " " " " 2,435.1.8.2.

I am, etc.,

C. C. STUHLMANN,

Commissioner of Customs.

To the

INSPECTOR GENERAL OF CUSTOMS.

## KIAOCHOW NATIVE CUSTOMS.

I. TONNAGE.—The number and movements of junks, Inwards and Outwards, during the quarter, are set forth in the following Tables:—

## 1°. TSINGTAO.

	JULY.		AUGUST.		SEPTEMBER.		TOTAL.	
	No.	Piculs.	No.	Piculs.	No.	Piculs.	No.	Piculs.
Inwards .....	76	30,575	70	13,305	85	8,210	231	52,090
Outwards .....	61	24,205	102	18,433	88	14,305	251	56,943
Of Junks entered—				Of Junks cleared—				
31 were from Haichow.				49 were for Haichow.				
1 was " Hsüpu.				24 " " Tatungkou.				
26 were " Tatungkou.				140 " " South-western Shantung Ports.				
149 " " South-western Shantung Ports.				38 " " North-eastern " "				
24 " " North-eastern " "								
231 Entered.				251 Cleared.				

## 2°. TSANGKOU.

	JULY.		AUGUST.		SEPTEMBER.		TOTAL.	
	No.	Piculs.	No.	Piculs.	No.	Piculs.	No.	Piculs.
Inwards .....	9	3,438	33	12,610	125	47,745	167	63,793
Outwards .....	20	13,954	95	18,537	295	50,345	410	82,836
Of Junks entered—				Of Junks cleared—				
55 were from Haichow.				150 were for Haichow.				
3 " " Shanghai.				48 " " Shanghai.				
3 " " Yiencheng.				19 " " Tungchow.				
11 " " Hsüpu.				6 " " Hsüpu.				
37 " " Tungchow.				151 " " South-western Shantung Ports.				
41 " " South-western Shantung Ports.				36 " " North-eastern " "				
17 " " North-eastern " "								
167 Entered.				410 Cleared.				

## 3. NUKU.

	JULY.		AUGUST.		SEPTEMBER.		TOTAL.	
	No.	Piculs.	No.	Piculs.	No.	Piculs.	No.	Piculs.
Inwards .....	8	1,189	14	2,082	50	7,432	72	10,703
Outwards .....	9	2,518	11	3,091	17	4,780	37	10,389
Of Junks entered—				Of Junks cleared—				
26 were from Haichow.				13 were for Haichow.				
3 " " Shanghai.				22 " " South-western Shantung Ports.				
36 " " South-western Shantung Ports.				2 " " North-eastern " "				
7 " " North-eastern " "				—				
72 Entered.				37 Cleared.				

## 4. SHATSKOU.

	JULY.		AUGUST.		SEPTEMBER.		TOTAL.	
	No.	Piculs.	No.	Piculs.	No.	Piculs.	No.	Piculs.
Inwards .....	...	...	111	10,612	494	47,226	605	57,838
Outwards .....	...	...	106	10,134	504	48,183	610	58,317
Of Junks entered—				Of Junks cleared—				
171 were from Haichow.				285 were for Haichow.				
11 " " Shanghai.				82 " " Shanghai.				
33 " " Yiencheng.				50 " " Yiencheng.				
6 " " Hsüpu.				12 " " Hsüpu.				
135 " " South-western Shantung Ports.				47 " " South-western Shantung Ports.				
249 " " North-eastern " "				134 " " North-eastern " "				
605 Entered.				610 Cleared.				

## 5. HUNGSHIHAI.

	JULY.		AUGUST.		SEPTEMBER.		TOTAL.	
	No.	Piculs.	No.	Piculs.	No.	Piculs.	No.	Piculs.
Inwards.....	9	1,053	17	2,500	13	2,180	39	5,733
Outwards.....	13	2,236	16	2,740	8	1,390	37	6,366
Of Junks entered—			Of Junks cleared—					
1 was from Haichow.			2 were for Haichow.					
5 were " South-western Shantung Ports.			1 was " Shanghai.					
33 " " North-eastern " "			9 were " South-western Shantung Ports.					
			25 " " North-eastern " "					
39 Entered.			37 Cleared.					

## 6. TAPUTOU.

	JULY.		AUGUST.		SEPTEMBER.		TOTAL.	
	No.	Piculs.	No.	Piculs.	No.	Piculs.	No.	Piculs.
Inwards.....	40	18,894	34	38,274	51	33,684	125	90,852
Outwards.....	23	15,060	54	28,350	41	33,003	118	76,413
Of Junks entered—			Of Junks cleared—					
4 were from Foochow.			1 was for Foochow.					
11 " " Ningpo.			12 were " Ningpo.					
22 " " Haichow.			19 " " Haichow.					
2 " " Shanghai.			1 was " Shanghai.					
27 " " Yiencheng.			30 were " Yiencheng.					
3 " " Hsüpu.			3 " " Hsüpu.					
16 " " South-western Shantung Ports.			25 " " South-western Shantung Ports.					
40 " " North-eastern " "			27 " " North-eastern " "					
125 Entered.			118 Cleared.					

## 7. LINGSHANWEL.

	JULY.		AUGUST.		SEPTEMBER.		TOTAL.	
	No.	Piculs.	No.	Piculs.	No.	Piculs.	No.	Piculs.
Inwards.....	5	348	29	2,016	33	2,295	67	4,659
Outwards.....	4	275	24	1,696	29	1,982	57	3,953
Of Junks entered—			Of Junks cleared—					
16 were from Haichow.			8 were for Haichow.					
2 " " Hsiipu.			42 " " South-western Shantung Ports.					
45 " " South-western Shantung Ports.			7 " " North-eastern " "					
4 " " North-eastern " "								
67 Entered.			57 Cleared.					

II. IMPORTS.—The principal articles of Native origin imported from Chinese Ports by sea-going junks, during the quarter, as compared with the same period of previous years, have been as follows:—

DESCRIPTION OF GOODS.	1901.	1902.	1903.	1904.
Alum, White.....	Piculs 722	540	749	2,301
Bags, Hemp.....	Pieces 6,345	7,210	6,440	6,330
Bamboo Canes.....	" 224,445	61,300	204,294	181,100
" Poles.....	" 5,150	3,517	2,626	15,571
" Split.....	Piculs 502	911	864	642
Beancake.....	" 3,039	5,732	4,881	13,979
Beans, Black.....	" 68	1,249	78	7
" Green.....	" 13	...	368	207
" White and Yellow.....	" 11,194	8,048	2,778	912
" Miscellaneous.....	" 16,660	77	11,688	438
China ware, Coarse.....	" 322	1,356	3,099	2,532
Garlic.....	" 1,057	2,044	2,717	3,422
Mats, Rush.....	Pieces 1,345	2,631	3,066	1,060
Matting.....	" 86,322	46,522	36,366	15,715
Medicines.....	Piculs 625	501	1,066	1,727
Paper, 1st Quality.....	" 723	87	150	773
" 2nd ".....	" 4,902	2,475	2,982	22,568
" Joss.....	" 12,311	9,843	10,558	274
Rice.....	" 219	161	1,373	1,437
Samsu.....	" 251	81	354	298
Sugar, Brown.....	" 328	835	434	332
" White.....	" 522	597	267	310
Tea Dust.....	" 55	142	307	259
" Leaf.....	" 13	38	151	...
Timber, Planks, Soft-wood.....	Pieces 1,769	325	2,138	706
" Spars, Beams, etc.....	" 27	2	1,134	...
Wheat.....	Piculs 5,773	28	2,521	872
Wood, Poles.....	" 158	974	6,407	4,095



III. EXPORTS.—The principal articles of Native origin exported to Chinese Ports by sea-going junks, during the quarter, as compared with the same period of previous years, have been as follows :—

DESCRIPTION OF GOODS.	1901.	1902.	1903.	1904.
Caps, Felt..... <i>Pieces</i>	460,420	335,530	192,032	391,304
Fruits, Fresh, Unclassed..... <i>Piculs</i>	1,092	1,093	201	1,646
Ground-nuts..... "	1,243	530	1,995	1,628
Medicines..... "	420	166	252	318
Millet..... "	250	642	315	...
Oil, Bean..... "	10,809	5,954	6,453	23,622
" Ground-nut..... "	6,477	2,960	4,674	6,557
Pears..... "	35,567	35,684	56,339	34,715
Seeds, Melon..... "	7,381	4,258	421	6,204
Walnuts..... "	424	914	51	1,632
Wheat..... "	...	2,682	...	...

IV. RE-EXPORTS.—The Re-exports to Chinese Ports of the principal Imports of Foreign and Native origin, by sea-going junks, during the quarter, as compared with the same period of previous years, have been as follows :—

DESCRIPTION OF GOODS.	1901.	1902.	1903.	1904.
Beancake..... <i>Piculs</i>	...	360	...	150
Chinaware, Coarse..... "	...	...	26	61
Paper, 2nd Quality..... "	14	24	8	6
" Joss..... "	135	17	5	76
Wheat..... "	360	102	...	...

V. REVENUE.—The following Table shows the Dues, Duties, and Likin collected during the quarter, as compared with the corresponding period of previous years :—

	1902.	1903.	1904.
	<i>Hk. Tam.c.c.</i>	<i>Hk. Tam.c.c.</i>	<i>Hk. Tam.c.c.</i>
Import Duty.....	2,529.5.0.1	3,167.2.7.1	3,901.9.5.8
Export ".....	2,881.3.3.4	2,740.4.3.6	5,838.7.7.6
Inward Likin.....	632.3.7.7	791.8.1.8	975.4.8.8
Outward ".....	720.3.3.2	685.1.0.8	1,459.6.9.4
TOTAL COLLECTION..... <i>Hk. Tam.</i>	6,763.5.4.4	7,384.6.3.3	12,175.9.1.6

C. C. STUHLMANN,

*Commissioner of Customs.*



APPENDIX II.

---

LUNGCHOW, MENGTSZ, AND SZEMAO:  
QUARTERLY RETURNS OF TRADE.

JULY-SEPTEMBER 1904.

(Received 29th October 1904.)

CUSTOM HOUSE,  
LUNGCHOW, 12TH OCTOBER 1904.

SIR,

I.—In conformity with the instructions contained in your Circulars Nos. 21 of 1869, 14 of 1872, and 6 of 1875, I now transmit to the Statistical Department at Shanghai, for publication, the statistics of the trade of this port for the third quarter of the year 1904.

II.—a. TONNAGE.—The number, tonnage, and movements of vessels, entered and cleared during the quarter, are set forth in the following Table:—

ENTERED.	JULY.		AUGUST.		SEPTEMBER.		TOTAL.	
	No.	Tons.	No.	Tons.	No.	Tons.	No.	Tons.
1. Chinese-owned Vessels of Foreign type:— Steam-launches towing Native Passenger-boats.....	...	...	1	7	1	7	2	14
2. Native Craft.....	36	144	72	288	62	248	170	680
TOTAL.....	36	144	73	295	63	255	172	694
Same Quarter, 1903.....	8	32	19	76	30	120	57	228
CLEARED.	JULY.		AUGUST.		SEPTEMBER.		TOTAL.	
	No.	Tons.	No.	Tons.	No.	Tons.	No.	Tons.
1. Chinese-owned Vessels of Foreign type:— Steam-launches towing Native Passenger-boats.....	...	...	1	7	1	7	2	14
2. Native Craft.....	10	40	6	24	12	48	28	112
TOTAL.....	10	40	7	31	13	55	30	126
Same Quarter, 1903.....	1	4	3	12	4	16	8	32
Of Sailing Vessels entered— 170 were from Ports in China. 170 Entered.	Of Steam-launches entered— 2 were from Ports in China. 2 Entered.		Of Sailing Vessels cleared— 28 were from Ports in China. 28 Cleared. Remaining in Port.....Nil.			Of Steam-launches cleared— 2 were from Ports in China. 2 Cleared. Remaining in Port.....Nil.		

## b. REPORTS TO THE CUSTOMS:—

## 1°. NUMBER OF RAFTS FROM TONKIN.

	JULY.	AUGUST.	SEPTEMBER.	TOTAL.
Rafts.....	10	15	40	65
Same Quarter, 1903.....	2	2	10	14

## 2°. OVERLAND FRONTIER TRADE.

Number of Coolies, carrying on an average 50 Cetties each.

	JULY.	AUGUST.	SEPTEMBER.	TOTAL.
Inwards.....	23	67	38	128
Outwards.....	68	67	68	203
Total.....	91	134	106	331
Same Quarter, 1903.....	...	79	90	169

III. IMPORTS.—The principal articles of Import from Foreign Countries and Chinese Ports, during the quarter, as compared with the same period of previous years, have been as follows:—

DESCRIPTION OF GOODS.	1901.	1902.	1903.	1904.
COTTON GOODS.				
Shirtings, White..... <i>Pieces</i>	...	...	...	5
Drills, Japanese..... "	...	...	...	8
Japanese Cotton Cloth..... "	...	...	...	8
Cotton Yarn, Japanese..... <i>Piculs</i>	...	...	...	53
SUNDRIES.				
Beans, Yellow and White..... <i>Piculs</i>	...	...	178	4,067
Cardamoms, Inferior.....	...	...	...	110
Dye-stuff..... <i>Value, Hk. Th</i>	11,310	5,926	3,764	1,728
Fish, Salt..... <i>Piculs</i>	...	...	16	6
Fungus..... "	...	...	...	44
Ground-nut Cake..... "	...	716	100	1,135

## III. IMPORTS—Continued.

DESCRIPTION OF GOODS.	1901.	1902.	1903.	1904.	
Hides, Cow and Buffalo.....	Piculs	...	...	14	
Horns, ".....	"	5	...	5	
Lizards, Dried.....	Value, Hk. Tk	...	...	2,120	
Medicines.....	"	62	17	755	
Molasses.....	Piculs	...	...	4,220	
Oil, Ground-nut.....	"	...	5	3	
Rice.....	"	48	127	4,077	
Sugar, Brown.....	"	...	...	220	
" White.....	"	...	...	3,735	
Timber:—					
Beams, Hard-wood, other than					
Square.....	Value, Hk. Tk	4,738	4,916	1,072	1,756
Chopping Boards, Hard-wood....	"	368	118	320	233
Logs, Unclassed.....	"	594	625	...	41
Planks, Unclassed.....	"	145	1,375	29	40
Poles, Bamboo.....	"	371	288	100	612
Hard-wood.....	Pieces	2,227	1,407	231	2,084
Spokes, ".....	Value, Hk. Tk	215	443	84	311
Sugar Machines, Hard-wood.....	"	270	38	...	94

IV. EXPORTS.—The principal articles of Export (including Re-exports) to Foreign Countries and Chinese Ports, during the quarter, as compared with the same period of previous years, have been as follows:—

DESCRIPTION OF GOODS.	1901.	1902.	1903.	1904.	
FOREIGN SUNDRIES.					
Oil, Kerosene, American.....	Gallons	3,765	5,080	3,455	6,050
NATIVE SUNDRIES.					
Beans, Salted.....	Piculs	11	10	8	26
Chinaware, Coarse.....	"	18	5	14	33
Cows, Red.....	No.	...	...	34	15
Fire-crackers and Fireworks.....	Piculs	...	...	...	1
Gypsum, Ground.....	"	...	...	...	10
Hides, Cow and Buffalo.....	"	...	...	...	6
Iron Pans.....	Value, Hk. Tk	136	71	109	329
Joss Sticks.....	Piculs	14	5	5	4
Oil, Ground-nut.....	"	27	18	2	56
Opium, Native, Kweichow.....	"	...	...	...	27.30
Paper, 1st Quality.....	"	...	...	4	7
" 2nd.....	"	...	...	...	3
" Joss.....	"	6	3	6	13
Pottery, Earthenware.....	"	10	4	13	27
Shoes, Straw.....	Pairs	...	...	...	1,094
Soy.....	Piculs	42	24	26	68
Sugar, Brown.....	"	...	...	...	5
" White.....	"	...	...	...	24
Turnips, Salted.....	"	...	...	...	7
Vermicelli.....	"	1	2	1	7

V. RE-EXPORTS.—*Nil.*

VI. INTERNAL TRANSIT.—The following Table gives a list of the principal Foreign Goods conveyed to the Interior under Transit Passes, during the quarter, as compared with the same period of previous years:—

DESCRIPTION OF GOODS.	1901.	1902.	1903.	1904.
Beans, Yellow and White..... <i>Piculs</i>	...	...	...	3,768
Bones, Cow..... "	...	...	...	17
Cardamoms, Inferior..... "	...	...	...	81
Dye-stuff..... <i>Value, Hk.Th</i>	12,686	8,372	3,866	3,953
Feathers, Duck..... "	...	...	...	243
Fungus..... <i>Piculs</i>	...	...	...	37
Ground-nut Cake..... "	...	998	...	887
Lizards, Dried..... <i>Value, Hk.Th</i>	...	...	...	2,020
Medicines..... "	...	112	17	406
Molasses..... <i>Piculs</i>	...	...	...	4,220
Sugar, Brown..... "	...	...	...	3,637
" White..... "	...	50	2	86
Timber:—				
Beans, Hard-wood, other than				
Square..... <i>Value, Hk.Th</i>	3,151	6,605	998	1,498
Chopping Boards, Hard-wood... "	33	2	...	471
Logs, Unclassed..... "	442	1,997	70	54
Oil Machines, Hard-wood..... "	107	...	...	355
Planks, Unclassed..... "	107	131	21	22
Poles, Bamboo..... "	18	2	...	199
Hard-wood..... <i>Piculs</i>	2,178	1,128	72	1,879
Spokes, "..... <i>Value, Hk.Th</i>	191	610	66	366
Sugar Machines, Hard-wood..... "	507	62	...	94
TRANSIT PASSES ISSUED..... <i>No.</i>	96	83	28	461

VII. OPIUM.—*Nil.*VIII. SPECIAL TABLES.—*Nil.*

IX. REVENUE.—The following Table shows the Dues and Duties (Foreign flags, Native flag, and Transit) collected during the quarter, as compared with the corresponding period of previous years:—

	1902.		1903.		1904.	
	Foreign.	Native.	Foreign.	Native.	Foreign.	Native.
	<i>Hk. Tkam.c.c.</i>	<i>Hk. Tkam.c.c.</i>	<i>Hk. Tkam.c.c.</i>	<i>Hk. Tkam.c.c.</i>	<i>Hk. Tkam.c.c.</i>	<i>Hk. Tkam.c.c.</i>
Import Duty.....	...	729.0.1.8	...	321.9.8.2	...	1,325.7.6.8
Export ".....	...	87.6.2.9	...	114.7.6.8	...	202.9.3.9
Coast Trade Duty.....	...	...	...	...	...	...
Opium Duty.....	...	...	...	...	...	546.2.6.3
Tonnage Dues.....	...	...	...	...	...	...
<i>Hk. Tk</i>	...	816.6.4.7	...	436.7.5.0	...	2,074.9.7.0
Foreign and Native.....	816.6.4.7		436.7.5.0		2,074.9.7.0	
Transit Dues {	Inwards.....	487.3.9.5	134.6.1.5	} 134.6.1.5	779.1.6.5	} 779.1.6.5
{	Outwards.....	...	...		...	
Opium Likin {	Foreign Flags	...	...	} ...	...	} ...
{	Native Flag...	...	...		...	
TOTAL COLLECTION	<i>Hk. Tk</i> 1,304.0.4.2		<i>Hk. Tk</i> 571.3.6.5		<i>Hk. Tk</i> 2,854.1.3.5 *	
* No Drawbacks marked for cash payment during quarter, to be deducted from } total collection..... }					<i>Hk. Tk</i>	<i>Nil.</i>

I am, etc.,

J. H. FOUGERAT,

*Acting Commissioner of Customs.*

To the

INSPECTOR GENERAL OF CUSTOMS.



(Received 7th November 1904.)

**CUSTOM HOUSE,**  
**MENGTSZ, 12TH OCTOBER 1904.**

SIR,

I.—In conformity with the instructions contained in your Circulars Nos. 21 of 1869, 14 of 1872, and 6 of 1875, I now transmit to the Statistical Department at Shanghai, for publication, the statistics of the trade at Mengtsz, Manhao, Mapai, and Hokow for the third quarter of the year 1904.

II.—a. **TONNAGE.**—The number and tonnage of junks, entered and cleared at Hokow during the quarter, are set forth in the following Table:—

ENTERED.	JULY.		AUGUST.		SEPTEMBER.		TOTAL.	
	No.	Tons.	No.	Tons.	No.	Tons.	No.	Tons.
Native Craft.....	267	981	188	674	389	1,308	844	2,963
Same Quarter, 1903.....	346	1,041	247	737	266	819	859	2,597
CLEARED.	JULY.		AUGUST.		SEPTEMBER.		TOTAL.	
	No.	Tons.	No.	Tons.	No.	Tons.	No.	Tons.
Native Craft.....	270	1,011	187	679	413	1,363	870	3,053
Same Quarter, 1903.....	321	982	296	885	270	835	887	2,702

b. **PACK-ANIMALS.**—The number of mules and ponies, carrying on the average 120 catties per head, reported at the Custom House, Mengtsz, with Import, Export, and Transit merchandise, during the quarter, is given in the following Table:—

	JULY.	AUGUST.	SEPTEMBER.	TOTAL.
Import.....	7,212	6,077	6,642	19,931
Export.....	1,521	2,625	3,488	7,634
Transit.....	5,368	6,733	6,037	18,138
Total.....	14,101	15,435	16,167	45,703
Same Quarter, 1903.....	13,028	12,883	10,617	36,528

III. IMPORTS.—The principal articles of Import from Foreign Countries and Chinese Ports, during the quarter, as compared with the same period of previous years, have been as follows:—

DESCRIPTION OF GOODS.	1901.	1902.	1903.	1904.
<b>COTTON GOODS.</b>				
Shirtings, Grey, Plain, English..... Pieces	8,751	1,573	7,178	5,541
T-Cloths, 32 inches, English..... "	1,720	547	1,757	2,151
" 36 " " " " " " " " " " " "	1,534	246	762	2,346
Chintzes and Plain Cotton Prints..... "	12	9	516	509
Cotton Italians, Plain, Fast Black..... "			130	122
" " " " Coloured..... "				88
" Lastings, Plain..... "	1,292	1,823	1,288	1,756
" Italians, Figured..... "			52	586
" Lastings, " " " " " " " " " " " "			10	170
Dyed Shirtings, Plain..... "				145
Turkey Red Cambrics..... "	810	708	828	560
Cotton Flannel, Plain, Dyed, and Printed, English..... "				264
Velvets and Velveteens..... } Yards	685	175	53	...
Towels, Honeycomb and Huckaback, Japanese..... Dozens	840	338	4,054	15,816
Cotton Yarn, Indian..... Piculs	20,713	22,056	1,543	2,730
" " Japanese..... "	1,185	435	12,546	15,665
" " Tonkin..... "	34	279	345	503
" " " " " " " " " " " " " "			464	256
<b>WOOLLEN GOODS.</b>				
Blankets and Rugs..... } Pairs	45	74	...	...
Camlets, English..... Pieces	166	...	3,532	4,977
Cloth, Broad, Medium, and Habit.... } Yards	33	14	...	66
Long Ells..... Pieces	1,411	1,039	2,055	1,562
Spanish Stripes..... } Yards	192	6	1,551	1,887
Woollen and Worsted Yarn and Cord... Piculs	...	...	...	4,788
Berlin Wool..... " }	11	6	4	17
" " " " " " " " " " " " " "				7
<b>SUNDRIES.</b>				
Bicho de Mar, Black..... Piculs	71	24	53	48
Buttons, Brass..... Gross	5,640	850	875	379
Cloth, Native (Nankeens)..... Piculs	381	395	255	537
Cotton, Raw, Tonkin..... "	...	1	25	37
Cuttle-fish..... "	129	6	...	139
Dyes, Colours, and Paints:—				
Dyes, Aniline..... Value, Hk. Th	2,924	958	4,725	5,236
Vermilion..... Piculs	20	4	19	16
Enamelledware..... Value, Hk. Th	...	...	...	1,889
Lamps, Opium..... Pieces	4,391	1,776	1,184	3,699
" and Burners..... "	656	1,562	3,585	2,559
Lung-ngans..... Piculs	...	...	...	45
Matches, Wood, Japan..... Gross	23,450	9,500	52,305	29,925
Medicines..... Value, Hk. Th	5,634	4,221	3,244	5,608
Needles..... Mille	6,390	1,060	2,780	2,470
Oil, Kerosene, American..... Gallons	25,110	47,370	20,985	10,168
Paper, 1st Quality..... Piculs	90	67	262	274
Sandalwood..... "	58	198	242	523
Tinplateware..... Value, Hk. Th	...	...	...	5,998
Tobacco, Prepared..... Piculs	1,997	955	3,226	1,055
Umbrellas, European..... Pieces	...	600	477	3,419
" Japanese..... "	4,632	2,280	4,848	8,606
Wood, Coffin..... "	7,521	6,471	3,978	7,329

IV. EXPORTS.—The principal articles of Export to Foreign Countries and Chinese Ports, during the quarter, as compared with the same period of previous years, have been as follows:—

DESCRIPTION OF GOODS.	1901.	1902.	1903.	1904.
China-root..... <i>Piculs</i>	13	4	...	53
Dye-yams..... "	2,332	1,751	955	...
Hartall..... "	31	185	254	12
Horns, Cow and Buffalo..... "	19	129	134	3
Marble Slabs..... "	...	41	39	...
Medicines..... <i>Value, Hk. Th</i>	6,714	459	2,112	1,406
Opium, Native, Yunnan..... <i>Piculs</i>	414.85	233.47	447.51	814.38
Potatoes..... "	418	346	305	278
Samsu..... "	393	278	508	549
Sugar, Brown..... "	248	208	243	247
Tea, Black, P'u-erb..... "	453	569	310	643
Tin, Slabs..... "	4,124	5,798	3,109	6,772
Vernicelli and Macaroni..... "	106	64	136	157
Wax, White..... "	34	18	94	16

V. RE-EXPORTS.—*Nil.*

VI. INTERNAL TRANSIT.—The following Table gives a list of the principal Foreign Goods conveyed to the Interior under Transit Passes, during the quarter, as compared with the same period of previous years:—

DESCRIPTION OF GOODS.	1901.	1902.	1903.	1904.
<b>COTTON GOODS.</b>				
Shirtings, Grey, Plain, English..... <i>Pieces</i>	7,849	2,428	3,692	6,197
"  White, "..... "	11	152	78	519
T-Cloths, 32 inches, English..... "	1,276	702	1,472	1,454
"  36..... "	1,340	691	379	2,078
Cotton Italians, Plain and Figured..... "	1,055	1,374	192	404
"  Lastings, "..... "			984	1,241
Turkey Red Cambrics..... "	611	191	179	88
Velvets and Velvetens..... <i>Yards</i>	486	233	...	...
Cotton Yarn, Indian..... <i>Piculs</i>	21,831	21,787	3,350	16,855
"  "  Japanese..... "	1,180	292	13,360	19,409
"  "  Tonkin..... "	...	182	234	379
"  "  "..... "	...	...	405	605
<b>WOOLLEN GOODS.</b>				
Blankets and Rugs..... <i>Pairs</i>	17	...	...	...
"  "  "..... <i>Pounds</i>	...	...	340	1,095
Cloth, Broad, Medium, and Habit..... <i>Pieces</i>	35	4	1,040	...
"  "  "..... <i>Yards</i>	...	...	...	1,831
Long Ells..... <i>Pieces</i>	1,073	957	1,168	2,226
Spanish Stripes..... <i>Yards</i>	150	24	...	...
Woolen and Worsted Yarn and Cord... <i>Piculs</i>	9	3	4	1,890
"  "  "..... <i>Piculs</i>	...	...	...	13
<b>SUNDRIES.</b>				
Bicho de Mar, Black..... <i>Piculs</i>	72	48	24	40
Cloth, Native (Nankeens)..... "	292	281	166	303
Cotton, Raw, Tonkin..... "	...	1	25	26

## VI. INTERNAL TRANSIT—Continued.

DESCRIPTION OF GOODS.	1901.	1902.	1903.	1904.
Cuttle-fish.....	<i>Piculs</i> 174	53	3	109
Dyes, Colours, and Paints:—				
Dyes, Aniline.....	<i>Value, Hk. Tk</i> 1,480	676	3,606	3,271
Vermilion.....	<i>Piculs</i> 16	5	14	8
Lamps, Opium.....	<i>Pieces</i> 520	993	440	1,574
" and Burners.....	430	459	503	1,531
Lung-ngans.....	<i>Piculs</i> ...	...	...	62
Medicines.....	<i>Value, Hk. Tk</i> 2,752	2,740	1,689	1,339
Needles.....	<i>Mille</i> 2,820	1,460	2,280	750
Oil, Kerosene, American.....	<i>Gallons</i> 18,850	25,440	8,600	4,080
Paper, 1st Quality.....	<i>Piculs</i> 78	45	242	90
" Joss.....	" 4	24	16	32
Sandalwood.....	" 62	156	191	354
Seaweed, Japan.....	" 72	73	22	57
Tinplateware.....	<i>Value, Hk. Tk</i> ...	...	...	2,865
Tobacco, Prepared.....	<i>Piculs</i> 2,240	1,059	2,544	1,045
Umbrellas, European.....	<i>Pieces</i> ...	240	...	1,269
" Japanese.....	" 5,533	2,142	4,060	5,544
Wood, Coffin.....	" 7,227	6,213	3,870	6,573
TRANSIT PASSES ISSUED.....	<i>No.</i> 12,317	11,408	9,428	11,497

## VII. OPIUM.—Nil.

VIII. SPECIAL TABLE.—The following Table gives separate statistics in connexion with the Import and Export of Treasure:—

COUNTRIES FROM WHICH IMPORTED AND TO WHICH EXPORTED.	IMPORTS.				EXPORTS.				
	GOLD.		SILVER.		GOLD.		SILVER.		COPPER CASH.
	In Bars.	In Sycee.	In Dollars.	COPPER CASH.	In Bars.	In Sycee.	In Dollars.		
<b>I. FOREIGN COUNTRIES.</b>	<i>Hk. Tk</i>	<i>Hk. Tk</i>	<i>Hk. Tk</i>	<i>Hk. Tk</i>	<i>Hk. Tk</i>	<i>Hk. Tk</i>	<i>Hk. Tk</i>	<i>Hk. Tk</i>	
Tonkin.....	...	...	615,405	...	...	...	533	...	
<b>TOTAL: I. FOREIGN COUNTRIES</b>	...	...	615,405	...	...	...	533	...	
<b>2. CHINA.....</b>	...	...	...	...	...	...	...	...	
<b>TOTAL: 2. CHINA.....</b>	...	...	...	...	...	...	...	...	
<b>TOTAL: I and 2. FOREIGN COUNTRIES AND CHINA.....</b>	...	...	615,405	...	...	...	533	...	
<b>GRAND TOTAL.....</b>	...	...	615,405	...	...	...	533	...	

IX. REVENUE.—The following Table shows the Dues and Duties (Foreign flags, Native flag,\* and Transit) collected during the quarter, as compared with the corresponding period of previous years:—

	1902.		1903.		1904.	
	Foreign.	Native.	Foreign.	Native.	Foreign.	Native.
	<i>Hk. Tk m.c.c.</i>	<i>Hk. Tk m.c.c.</i>	<i>Hk. Tk m.c.c.</i>	<i>Hk. Tk m.c.c.</i>	<i>Hk. Tk m.c.c.</i>	<i>Hk. Tk m.c.c.</i>
Import Duty.....	...	16,184.9.4.5	...	15,040.7.1.1	...	16,228.8.8.6
Export ".....	...	5,622.2.0.5	...	3,603.2.9.5	...	6,317.9.6.4
Coast Trade Duty.....	...	...	...	...	...	...
Opium Duty.....	...	4,678.2.7.5	...	8,950.2.5.0	...	16,287.6.0.0
Tonnage Dues.....	...	44.3.0.0	...	49.6.0.0	...	73.5.0.0
<i>Hk. Tk</i>	...	26,529.7.2.5	...	27,643.8.5.6	...	83,907.9.5.0
Foreign and Native.....	26,529.7.2.5		27,643.8.5.6		38,907.9.5.0	
Transit { Inwards.....	9,913.1.1.5	9,913.1.1.5	7,445.3.0.9	7,445.3.0.9	9,873.4.0.7	9,873.4.0.7
{ Outwards.....	...		...		...	
Opium { Foreign Flags	...	86.7.0.0	...	76.3.5.0	...	...
Likin { Native Flag..	86.7.0.0		76.3.5.0		...	
TOTAL COLLECTION	<i>Hk. Tk</i>	36,529.5.4.0	<i>Hk. Tk</i>	35,165.5.1.5	<i>Hk. Tk</i>	48,781.3.5.7 +
† No Drawbacks marked for cash payment during quarter, to be deducted from } total collection.....					<i>Hk. Tk</i>	<i>Nil.</i>

\* Chinese Junks reported at Hokow and Pack-animals engaged in the frontier trade.

I am, etc.,

J. NEUMANN,

Commissioner of Customs.

To the

INSPECTOR GENERAL OF CUSTOMS.

(Received 14th November 1904.)

CUSTOM HOUSE,  
SZEMAO, 10TH OCTOBER 1904.

SIR,

I.—In conformity with the instructions contained in your Circulars Nos. 21 of 1869, 14 of 1872, and 6 of 1875, I now transmit to the Statistical Department at Shanghai, for publication, the statistics of the trade at Szemao, Menglieh, and Iwu for the third quarter of the year 1904.

## II. REPORTS TO THE CUSTOMS:—

## a. APPLICATIONS.

	JULY.	AUGUST.	SEPTEMBER.	TOTAL.
Import.....	31	30	24	85
Export.....	7	10	6	23
Transit.....	50	54	48	152
Total.....	88	94	78	260
Same Quarter, 1903.....	119	73	80	272

## b. MEN AND PACK-ANIMALS WITH LOADS.

	JULY.		AUGUST.		SEPTEMBER.		TOTAL.	
	Men.	Pack-animals.	Men.	Pack-animals.	Men.	Pack-animals.	Men.	Pack-animals.
Import.....	26	56	29	2	21	20	76	78
Export.....	8	...	11	...	5	6	24	6
Transit.....	92	59	101	215	51	184	244	458
Total.....	126	115	141	217	77	210	344	542
Same Quarter, 1903.....	51	698	47	449	63	363	161	1,510

III. IMPORTS.—The principal articles of Import from Foreign Countries and Chinese Ports, during the quarter, as compared with the same period of previous years, have been as follows:—

DESCRIPTION OF GOODS.	1901.	1902.	1903.	1904.
SUNDRIES.				
Bones, Elephant..... <i>Piculs</i>	...	1	4	2
" Tiger..... "	2	1	1	2
Cotton, Raw..... "	136	391	214	46
Elephants Teeth, Whole..... "	1	...	1	1
Horns, Deer, Young..... <i>Pairs</i>	43	26	41	24
Knives, Burmese..... <i>Pieces</i>	10	...	...	69
Skins (Furs), Tiger..... "	11	10	9	10
" Pangolin..... <i>Piculs</i>	1	...	3	1
Wood, Coffin..... <i>Value, Hk.Ts</i>	115	312	330	240

IV. EXPORTS.—The principal articles of Export (including Re-exports) to Foreign Countries and Chinese Ports, during the quarter, as compared with the same period of previous years, have been as follows:—

DESCRIPTION OF GOODS.	1901.	1902.	1903.	1904.
Iron, Manufactured..... <i>Piculs</i>	1	7	...	4
Opium, Native, Yunnan..... "	0.78	0.51	0.70	0.82
Sugar, Brown..... "	2	2	1	2

V. RE-EXPORTS.—*Nil.*

VI. INTERNAL TRANSIT.—The following Table gives a list of the principal Foreign Goods conveyed to the Interior under Transit Passes, during the quarter, as compared with the same period of previous years:—

DESCRIPTION OF GOODS.	1901.	1902.	1903.	1904.
COTTON GOODS.				
Cotton Cloth, Burmese..... <i>Value, Hk.Ts</i>	62	56	22	31
SUNDRIES.				
Bones, Tiger..... <i>Piculs</i>	2	1	...	1
Cotton, Raw..... "	557	1,022	1,237	606
Gongs, Burmese..... <i>Pairs</i>	3	...	...	17
Horns, Deer, Young..... "	224	27	27	30
Knives, Burmese..... <i>Pieces</i>	18	...	...	79
Medicines..... <i>Value, Hk.Ts</i>	27	142	71	152
TRANSIT PASSES ISSUED..... <i>No.</i>	225	206	170	152

VII. OPIUM.—*Nil.*

VIII. SPECIAL TABLE.—TREASURE.—Rupees to the value of *Hk.Ts* 1,440 were imported from Siam.

IX. REVENUE.—The following Table shows the Dues and Duties (Foreign flags, Native flag, and Transit) collected during the quarter, as compared with the corresponding period of previous years:—

	1902.		1903.		1904.	
	Foreign.	Native.	Foreign.	Native.	Foreign.	Native.
	<i>Hk. Tam.c.c.</i>	<i>Hk. Tam.c.c.</i>	<i>Hk. Tam.c.c.</i>	<i>Hk. Tam.c.c.</i>	<i>Hk. Tam.c.c.</i>	<i>Hk. Tam.c.c.</i>
Import Duty.....	...	101.6.1.0	...	108.5.7.0	...	65.6.1.9
Export ".....	...	41.6.2.9	...	1.0.7.6	...	2.0.5.3
Coast Trade Duty.....	...	...	...	...	...	...
Opium Duty.....	...	10.2.0.0	...	14.0.0.0	...	16.4.0.0
Tonnage Dues.....	...	...	...	...	...	...
<i>Hk. Th</i>	...	153.4.3.9	...	123.6.4.6	...	84.0.7.2
Foreign and Native.....		153.4.3.9		123.6.4.6		84.0.7.2
Transit { Inwards.....	188.8.9.4	} 188.8.9.4	238.6.8.8	} 238.6.8.8	137.8.7.3	} 137.8.7.3
Dues { Outwards.....	...		...		...	
Opium { Foreign Flags	...	} ...	...	} ...	...	} ...
Likin { Native Flag...	...		...		...	
TOTAL COLLECTION	<i>Hk. Th</i>	342.3.3.3	<i>Hk. Th</i>	362.3.3.4	<i>Hk. Th</i>	221.9.4.5*
* No Drawbacks marked for cash payment during quarter, to be deducted from } total collection.....					<i>Hk. Th</i>	<i>Nil.</i>

I am, etc.,

C. ROUSSE,

*Assistant-in-Charge (temporarily).*

To the

INSPECTOR GENERAL OF CUSTOMS.



## APPENDIX III.

---

CHINWANGTAO, YOCHOW, SANTUAO, TENGYUEH,  
AND YATUNG (THIBET):  
QUARTERLY RETURNS OF TRADE.

JULY-SEPTEMBER 1904.

(Received 27th October 1904.)

CUSTOM HOUSE,  
CHINWANGTAO, 15TH OCTOBER 1904.

SIR,

I.—In conformity with the instructions contained in your Circulars Nos. 21 of 1860, 14 of 1872, and 6 of 1875, I now transmit to the Statistical Department at Shanghai, for publication, the statistics of the trade of this port for the third quarter of the year 1904.

II. TONNAGE.—The number, tonnage, and movements of vessels, entered and cleared during the quarter, are set forth in the following Table:—

ENTERED.	JULY.		AUGUST.		SEPTEMBER.		TOTAL.	
	No.	Tons.	No.	Tons.	No.	Tons.	No.	Tons.
1. Foreign Ocean-going Steamers.....	5	4,397	14	15,095	12	16,542	31	36,034
2. " Steam-launches.....	...	...	1	22	...	...	1	22
3. " Sailing Vessels.....	...	...	...	...	...	...	...	...
4. Chinese-owned Vessels of Foreign type:—Ocean-going Steamers.....	2	652	1	326	1	826	4	1,804
Steam-launches.....	...	...	...	...	...	...	...	...
Sailing Vessels.....	...	...	...	...	...	...	...	...
5. Native Craft.....	...	...	...	...	...	...	...	...
Total.....	7	5,049	16	15,443	13	17,368	36	37,860
Same Quarter, 1903.....	18	15,585	21	21,573	19	18,072	58	55,230

CLEARED.	JULY.		AUGUST.		SEPTEMBER.		TOTAL.	
	No.	Tons.	No.	Tons.	No.	Tons.	No.	Tons.
1. Foreign Ocean-going Steamers.....	5	4,397	13	13,852	12	14,882	30	33,131
2. " Steam-launches.....	...	...	1	22	...	...	1	22
3. " Sailing Vessels.....	...	...	...	...	...	...	...	...
4. Chinese-owned Vessels of Foreign type:—Ocean-going Steamers.....	2	652	1	326	1	826	4	1,804
Steam-launches.....	...	...	...	...	...	...	...	...
Sailing Vessels.....	...	...	...	...	...	...	...	...
5. Native Craft.....	...	...	...	...	...	...	...	...
Total.....	7	5,049	15	14,200	13	15,708	35	34,957
Same Quarter, 1903.....	18	15,585	21	21,573	19	18,072	58	55,230

Of Sailing Vessels entered—	Of Steamers entered—	Of Sailing Vessels cleared—	Of Steamers cleared—
<i>Nil.</i>	28 were from Ports in China. 8 " " Foreign Ports.	<i>Nil.</i>	28 were for Ports in China. 7 " " Foreign Ports.
	36 Entered.		35 Cleared.
			Remaining in Port ..... 1

III. IMPORTS.—The principal articles of Import from Foreign Countries and Chinese Ports, during the quarter, as compared with the same period of previous years, have been as follows :—

DESCRIPTION OF GOODS.	1902.	1903.	1904.	
<b>COTTON GOODS.</b>				
Shirtings, Grey, Plain, American.....	Pieces	75	1,095	1,640
"    "    "    English.....	"			
Sheetings, Grey, Plain, American.....	"	880	5,200	21,760
"    "    "    English.....	"	20	110	1,600
"    "    "    Japanese.....	"	...	100	520
Shirtings, White, Plain, American.....	"	...	650	50
"    "    "    English.....	"			
Drills, American.....	"	90	2,475	4,300
"    Dutch.....	"	1,500	...	3,980
"    Japanese.....	"	...	...	440
Jeans, American.....	"	...	200	530
"    Dutch.....	"	...	...	60
"    English.....	"	...	...	550
T-Cloths, English.....	"	210	1,998	858
"    Japanese.....	"	...	760	240
Chintzes and Plain Cotton Prints.....	"	...	...	690
Printed Satens.....	"	...	...	190
"    T-Cloths.....	"	...	...	180
Cotton Italians, Plain, Fast Black.....	"	50	160	2,305
"    "    "    Coloured.....	"			
"    Lastings, Plain.....	"	50	280	110
"    Italians, Figured.....	"	...	34	300
"    Lastings, ".....	"	...	872	830
Dyed Shirtings.....	"	50	30	490
Turkey Red Cambrics.....	"	145	205	185
"    Shirtings.....	"			
Cotton Spanish Stripes.....	"	...	250	1,175
Handkerchiefs.....	Dozens	...	120	150
Towels.....	"	...	1,100	...
Cotton Yarn, English.....	Piculs	...	560	220
"    "    Indian.....	"	375	6,560	18
"    "    Japanese.....	"	360	3,285	3,336
"    "    "    ".....	"	...	...	7,047
<i>Chinese Cotton Goods.*</i>				
Drills.....	Pieces	...	...	450
Cotton Yarn, Shanghai.....	Piculs	135	90	817
<b>WOOLLEN GOODS.</b>				
Camlets, English.....	Pieces	...	30	70
Lastings.....	"	...	280	80
Long Ells.....	"	...	220	20
Spanish Stripes.....	Yards	...	1,560	...
<b>METALS.</b>				
Iron, Bars.....	Piculs	...	100	...
"    Hoops.....	"	...	42	...
"    Nail-rod.....	"	...	...	36
"    Plate Cuttings.....	"	...	...	100
"    Old : Hoops.....	"	...	21	...
"    "    Horseshoes.....	"	...	...	900
Steel.....	"	...	1,760	...
<b>FOREIGN SUNDRIES.</b>				
Cigarettes.....	Value, Hk. Th	...	1,388	14,368
Dyes, Aniline.....	"	...	658	705

\* Steam Factory products.

## III. IMPORTS—Continued.

DESCRIPTION OF GOODS.	1902.	1903.	1904.
Glass, Window.....	<i>Boxes</i> 50	...	30
Hardware.....	<i>Value, Hk. Th.</i> 1,975	...	1,900
Machinery.....	" 87	...	3,808
Matches.....	<i>Gross</i> ...	2,500	22,270
Mining Gear.....	<i>Value, Hk. Th.</i> 737	...	42,904
Oil, Kerosene, American.....	<i>Gallons</i> 500	43,000	12,000
Railway Materials.....	<i>Value, Hk. Th.</i> 1,345	36,358	...
Sugar, Brown.....	<i>Piculs</i> ...	...	66
" Candy.....	" 5	...	87
" White.....	" ...	18	235
<b>NATIVE SUNDRIES.</b>			
Paper, 1st Quality.....	<i>Piculs</i> ...	262	106
" 2nd .....	" 46	109	1,104
Rice, <i>Duty Free</i> .....	" ...	1,909	11,504
Silk Piece Goods.....	" ...	12	12
Tobacco, Prepared.....	" ...	6	12
Wheat.....	" ...	675	...

IV. EXPORTS.—The principal articles of Export (including Re-exports) to Foreign Countries and Chinese Ports, during the quarter, as compared with the same period of previous years, have been as follows:—

DESCRIPTION OF GOODS.	1902.	1903.	1904.
Cement.....	{ <i>Packages</i> ...	10,629	...
	{ <i>Piculs</i> ...	...	148
Coal, Kaiping.....	<i>Tons</i> 42,827	62,927	29,853
" " for Steamers use.....	" 2,109	1,805	2,400
Fire-bricks.....	<i>Pieces</i> ...	494,449	300,468
Pears, Fresh.....	<i>Piculs</i> ...	...	78
Silk, Raw, Wild.....	" ...	...	288

V. RE-EXPORTS.—Nil.

VI. INTERNAL TRANSIT.—Nil.

VII. OPIUM.—Nil.



IX. REVENUE.—The following Table shows the Dues and Duties (Foreign flags, Native flag,\* and Transit) collected during the quarter, as compared with the corresponding period of previous years:—

	1902.		1903.		1904.	
	Foreign.	Native.	Foreign.	Native.	Foreign.	Native.
Import Duty.....	<i>Hk. \$m.c.c.</i> 469.3.6	<i>Hk. \$m.c.c.</i> ...	<i>Hk. \$m.c.c.</i> 483.5.7.8	...	<i>Hk. \$m.c.c.</i> 1,362.1.4.0	...
Export " .....	4,841.6.2.7	...	7,936.2.8.6	411.0.6.7	5,213.0.6.0	979.4.8.0
Coast Trade Duty .....	37.5.1.8	...	123.1.5.2	...	757.4.4.7	1.7.5.0
Opium Duty.....	...	...	...	...	...	...
Tonnage Dues.....	854.8.0.0	...	152.0.0.0	130.4.0.0	2,264.0.0.0	...
<i>Hk. \$h</i>	5,780.8.8.1	...	8,695.0.1.6	541.4.6.7	9,596.6.4.7	981.2.3.0
Foreign and Native.....	5,780.8.8.1		9,236.4.8.3		10,577.8.7.7	
Transit { Inwards .....	...	...	2.8.2.1	...	...	...
Dues { Outwards.....	...	...	310.0.2.7	312.8.4.8	936.5.0.2	936.5.0.2
Opium { Foreign Flags	...	...	...	...	...	...
Likin { Native Flag...	...	...	...	...	...	...
TOTAL COLLECTION	<i>Hk. \$h</i> 5,780.8.8.1		<i>Hk. \$h</i> 9,549.3.3.1		<i>Hk. \$h</i> 11,514.3.7.9 †	
† No Drawbacks marked for cash payment during quarter, to be deducted from total collection .....					<i>Hk. \$h</i>	<i>Nil.</i>

\* Chinese registered Ships and Steamers; Chinese Lorchas and Pajicos holding Customs sailing letters; and Chinese Junks chartered by Foreigners.

† Not including \$23,565 Emigration Fees, Outwards, collected during the quarter.

I am, etc.,

DETRING,

Commissioner of Customs.

To the

INSPECTOR GENERAL OF CUSTOMS.

(Received 20th October 1904.)

CUSTOM HOUSE,  
YOCHEW, 12TH OCTOBER 1904.

SIR,

I.—In conformity with the instructions contained in your Circulars Nos. 21 of 1869, 14 of 1872, and 6 of 1875, I now transmit to the Statistical Department at Shanghai, for publication, the statistics of the trade of this port for the third quarter of the year 1904.

II. TONNAGE.—The number, tonnage, and movements of vessels, entered and cleared during the quarter, are set forth in the following Table:—

ENTERED.	JULY.		AUGUST.		SEPTEMBER.		TOTAL.	
	No.	Tons.	No.	Tons.	No.	Tons.	No.	Tons.
1. Foreign River Steamers.....	45	37,359	52	45,477	50	42,690	147	125,526
2. " Inland-waters Steamers.....	1	811	...	...	...	...	1	811
3. " Steam-launches.....	1	4	1	4	...	...	2	8
4. Chinese-owned Vessels of Foreign type:—								
River Steamers.....	8	4,804	9	4,515	8	4,211	25	13,530
Inland-waters Steamers.....	1	5	...	...	...	...	1	5
Steam-launches.....	22	1,687	18	1,579	18	1,531	58	4,797
5. Native Craft *.....	...	...	...	...	...	...	...	...
Total.....	78	44,670	80	51,575	76	48,432	234	144,677
Same Quarter, 1903.....	60	45,739	56	47,518	55	46,325	171	139,582

CLEARED.	JULY.		AUGUST.		SEPTEMBER.		TOTAL.	
	No.	Tons.	No.	Tons.	No.	Tons.	No.	Tons.
1. Foreign River Steamers.....	45	37,590	52	45,477	50	42,690	147	125,757
2. " Inland-waters Steamers.....	1	580	...	...	...	...	1	580
3. " Steam-launches.....	1	4	1	4	...	...	2	8
4. Chinese-owned Vessels of Foreign type:—								
River Steamers.....	8	4,804	9	4,515	8	4,211	25	13,530
Inland-waters Steamers.....	1	69	...	...	...	...	1	69
Steam-launches.....	22	1,623	18	1,579	18	1,531	58	4,733
5. Native Craft *.....	...	...	...	...	...	...	...	...
Total.....	78	44,670	80	51,575	76	48,432	234	144,677
Same Quarter, 1903.....	60	45,739	56	47,518	55	46,325	171	139,582

Of Sailing Vessels entered—	Of Steamers entered—	Of Sailing Vessels cleared—	Of Steamers cleared—
Nil.	232† were from Ports in China.	Nil.	232† were from Ports in China.
	2‡ " " Inland Waters places.		2§ " " Inland Waters places.
	234 Entered.		234 Cleared.
			Remaining in Port.....Nil.

\* 83 Junks entered from Inland Waters places and cleared for Hankow with Official Pass.

† Including 60 Steam-launches.

‡ " " 1 River Steamer from Inland Waters Steamers Register.

§ " " 1 Inland-waters Steamer from River Steamers Register.

H. IMPORTS.—The principal articles of Import from Foreign Countries and Chinese Ports, during the quarter, as compared with the same period of previous years, have been as follows:—

DESCRIPTION OF GOODS.	1901.	1902.	1903.	1904.
<b>OPIMUM.</b>				
Benares..... <i>Piculs</i>	2.40 *	1.20 *	...	...
Malwa.....	3.50 *	6.50 *	8 *	...
Patna.....	30 *	48.60 *	51.60 *	6 *
<b>COTTON GOODS.</b>				
Shirtings, Grey, Plain, American..... <i>Pieces</i>	} 2,985	3,490	{ 1,890	120
Shirtings, Grey, Plain, English.....				
Sheetings, Grey, Plain, American.....	...	...	3,100	40
Sheetings, Grey, Plain, English.....	90	300	2,050	230
Shirtings, White, Plain.....	2,110	1,580	28,884	3,600
White Irishes.....	...	...	...	961
Shirtings, White, Figured, Brocaded, Striped, and Spotted.....	...	...	30	...
Drills, American.....	...	30	3,840	15
Drills, Dutch.....	...	...	60	...
Drills, English.....	60	180	495	90
Drills, Japanese.....	...	...	...	80
Jeans, American.....	...	...	...	80
Jeans, English.....	...	...	160	...
T-Cloths, 32 inches, English.....	...	...	239	...
Cambrics, Lawns, and Muslins, White, Dyed, and Printed.....	...	...	273	...
Chintzes and Plain Cotton Prints.....	...	...	1,811	90
Printed Drills, Furnitures, and Twills... " Sateens, Reps, etc.....	} 1,340	240	{ 810	241
Printed Drills, Furnitures, and Twills... " T-Cloths.....				
Turkey Red Cottons and Dyed T-Cloths	190	230	4,245	220
Cotton Italians, Plain, Fast Black.....	640	3,567	16,857	1,930
Cotton Italians, Plain, Lastings, Plain.....	} 140	520	{ 750	...
Cotton Italians, Plain, Lastings, Figured.....				
Dyed Shirtings, Figured, Brocaded, and Spotted.....	120	136	738	40
Dyed Shirtings, Plain.....	...	...	130	50
Cotton Flannel, Plain, Dyed, and Printed	...	...	1,664	20
Fancy Woven Cottons..... <i>Yards</i>	...	...	2,600	...
Japanese Cotton Cloth.....	...	...	1,400	...
Velvets, 22 inches.....	...	...	2,940	...
Velveteens, Embossed, and Dyed Velvet Cords.....	...	...	3,129	...
Towels, Honeycomb and Huckaback, Japanese..... <i>Dozens</i>	...	...	714	...
Cotton Goods, Unclassed..... <i>Yards</i>	...	...	5,858	...
Yarn, English..... <i>Piculs</i>	12	...	...	...
Yarn, Indian.....	123	909	714	201
Yarn, Japanese.....	99	199	2,612	1,794
<i>Chinese Cotton Goods.†</i>				
Cotton Yarn..... <i>Piculs</i>	...	16	16	...
<b>WOOLLEN AND COTTON MIXTURES.</b>				
Alpacas, Lustras, Orleans, and Sicilians, Plain and Figured..... <i>Yards</i>	...	...	768	...
Union and Poncho Cloth.....	...	...	1,840	...
Italian Cloth..... <i>Pieces</i>	30	60	240	60

\* Duty and Likin paid and labelled at Hankow.

† Steam Factory products.



## III. IMPORTS—Continued.

DESCRIPTION OF GOODS.	1901.	1902.	1903.	1904.
<b>WOOLLEN GOODS.</b>				
Camlets, English.....	Pieces	...	150	...
Cloth, Broad, Medium, Habit, and {	"	34	64	...
Russian.....	Yards	...	13,321	356
Long Ells.....	Pieces	...	80	...
Spanish Stripes.....	Yards	...	7,038	721
<b>MISCELLANEOUS PIECE GOODS.</b>				
Plushes.....	Catties	...	1,397	...
Silk Piece Goods and Mixtures.....	"	...	300	...
Silk-stripe Cotton Cloth, Japanese.....	"	...	275	...
<b>METALS.</b>				
Copper Ingots and Slabs, Japanese.....	Piculs	...	...	840
Iron and Mild Steel, New:—				
Hoops.....	Piculs	262	20	...
Nails.....	"	23	74	10
Lead, in Pigs and Bars.....	"	...	73	...
Tin, Slabs.....	"	60	...	...
<b>FOREIGN SUNDRIES.</b>				
Bags of all kinds.....	Pieces	...	180,500	4,000
Betel-nut Husk.....	Piculs	...	155	125
Betel-nuts.....	"	...	563	...
Bicho de Mar, Black.....	"	3	28	3
" White.....	"	3	27	3
Braid, Llana.....	{ Gross	...	66	...
Candles.....	Piculs	...	...	1
Cassia Lignea.....	"	...	...	11
Cement.....	"	15	4	8
Clams, Dried.....	"	...	...	15
Cuttle-fish.....	"	70	184	24
Dyes, Aniline.....	"	70	305	9
Dyes, Aniline.....	Value, Hk. Tls	...	472	70
Flour, American.....	Piculs	...	...	56
Ginseng, American, Clarified.....	"	1	1	...
Glass, Window.....	Boxes	...	212	14
Instruments & Apparatus, Scientific				
and Surgical.....	Value, Hk. Tls	...	...	481
Lichees, Dried.....	Piculs	...	...	28
Medicines.....	Value, Hk. Tls	1,045	526	92
Paper.....	"	...	...	240
Pepper, Black.....	Piculs	60	105	21
" White.....	"	...	26	2
Sandalwood.....	"	11	180	6
Seaweed, Long, Japan.....	"	232	2,829	232
Stationery.....	Value, Hk. Tls	...	...	595
Sugar, Brown.....	Piculs	...	...	40
" Candy.....	"	1,240	456	116
" Refined.....	"	1,125	941	711
" White.....	"	3,232	2,810	388
Umbrellas, Cotton.....	Pieces	2,530	1,988	1,260
<b>NATIVE SUNDRIES.</b>				
Bamboo Shoots, Dried.....	Piculs	218	337	2
Betel-nuts.....	"	1,122	...	...
Books, Chinese.....	"	...	1,162	75

## III. IMPORTS—Continued.

DESCRIPTION OF GOODS.	1901.	1902.	1903.	1904.
Clothing..... <i>Value, Hk. Tls</i>	...	...	...	4,000
Cuttle-fish..... <i>Piculs</i>	...	903	289	12
Dates, Red..... "	...	...	133	...
Fish, Dried..... "	...	...	152	...
Lichees, Dried..... "	...	...	120	...
Lung-ngans, Dried..... "	...	...	150	...
Medicines..... <i>Value, Hk. Tls</i>	...	12,099	12,802	381
Mushrooms..... <i>Piculs</i>	...	...	28	...
Paper, 1st Quality..... "	10	366	16	7
Silk Piece Goods..... "	51	101	200	9
Sugar, Brown..... "	...	634	227	79
" White..... "	...	2,701	1,917	496
Tobacco, Prepared..... "	745	1,162	1,189	172

IV. EXPORTS.—The principal articles of Export (including Re-exports) to Foreign Countries and Chinese Ports, during the quarter, as compared with the same period of previous years, have been as follows:—

DESCRIPTION OF GOODS.	1901.	1902.	1903.	1904.
Antimony Ore..... <i>Piculs</i>	...	12,196	5,208	...
" Refined, Bisulphide of..... "	...	...	8,879	...
Arsenic..... "	...	583	341	...
Beans..... "	...	...	1,910	...
Books, Chinese..... "	...	...	158	3
Bristles..... "	...	...	46	...
Cake-stuff..... "	32	209	263	...
Coal..... <i>Tons</i>	...	23	10	...
Fire-crackers and Fireworks..... <i>Piculs</i>	...	208	4,641	215
Grasscloth, Coarse..... "	...	...	7	...
" Fine..... "	...	...	60	...
Hemp..... "	67	2	126	...
Lard..... "	...	...	...	112
Lead Ore..... "	...	...	23,655	19,219
Medicines..... <i>Value, Hk. Tls</i>	56	1,711	2,069	6
Nankeens..... <i>Piculs</i>	...	...	569	3
Opium, Native, Kweichow..... "	...	...	450	...
Paper, 2nd Quality..... "	...	71	83	...
Peppermint Leaf..... "	...	...	...	18
Potash..... "	...	...	276	...
Rice..... "	...	1,751	187,185	5,853
" Paddy..... "	...	...	7,500	...
Seed, Lily Flower, or Lotus-nuts..... "	...	...	387	...
" Vegetable..... "	111	452	9,178	...
Steel, Bars..... "	...	...	409	42
Tallow, Animal..... "	25	...	3	...
Tea, Green, Leaf, Unfired..... "	...	...	125	126
" Stalk..... "	...	...	256	...
Wheat..... "	...	...	466	...
Zinc Ore..... "	...	...	78,746	28,345

V. RE-EXPORTS.—The Re-exports to Chinese Ports of the principal Imports of Foreign and Native origin, during the quarter, as compared with the same period of previous years, have been as follows:—

DESCRIPTION OF GOODS.	1901.	1902.	1903.	1904.
OPIMUM.				
Native, Szechwan..... <i>Piculs</i>	...	...	3	...
COTTON GOODS.				
Shirtings, Grey, Plain, English..... <i>Pieces</i>	...	...	...	730
"    White, Plain..... " "	...	...	...	800
White Irishes..... " "	...	...	...	150
Printed T-Cloths..... " "	...	...	...	120
Cotton Italians, Plain, Fast Black..... " "	...	...	...	500
"    Goods, Unclassed..... <i>Yards</i>	...	...	900	...
"    Yarn, Indian..... <i>Piculs</i>	...	...	30	...
"    "    Japanese..... " "	...	...	14	...
METALS.				
Copper, Slabs, Japanese..... <i>Piculs</i>	...	...	...	840
FOREIGN SUNDRIES.				
Paper, 1st Quality..... <i>Piculs</i>	...	...	...	63

VI. INTERNAL TRANSIT.—The following Table gives a list of the principal Foreign Goods conveyed to the Interior under Transit Passes, during the quarter, as compared with the same period of previous years:—

DESCRIPTION OF GOODS.	1901.	1902.	1903.	1904.
COTTON GOODS.				
Shirtings, Grey, Plain, American..... <i>Pieces</i>	...	...	1,890	120
"    "    English..... " "	2,985	3,490	28,855	1,700
Sheetings, Grey, Plain, American..... " "	...	...	2,860	40
"    "    English..... " "	90	300	2,030	...
Shirtings, White, Plain..... " "	2,110	1,450	28,693	2,000
White Irishes..... " "	...	...	...	711
Shirtings, White, Figured, Brocaded, Striped, and Spotted..... " "	...	...	30	...
Drills, American..... " "	...	...	3,820	...
"    Dutch..... " "	60	210	60	...
"    English..... " "	...	...	480	60
"    Japanese..... " "	...	...	...	80

## VI. INTERNAL TRANSIT—Continued.

DESCRIPTION OF GOODS.	1901.	1902.	1903.	1904.
Jeans, American .....	Pieces	...	...	80
" English .....	"	...	160	...
T-Cloths, 32 inches, English .....	"	...	239	...
Cambries, Lawns, and Muslins, White, Dyed, and Printed .....	...	...	273	...
Chintzes and Plain Cotton Prints .....	"	"	1,811	90
Printed Drills, Furnitures, and Twills... " Sateens, Repts, etc. ....	} 1,340	240	{ 810 899	181 ...
" T-Cloths .....	"	...	950	60
Turkey Red Cottons and Dyed T-Cloths Cotton Italians, Plain, Fast Black .....	190 640	230 3,567	4,245 16,717	220 1,110
" Lastings, Plain .....	"	"	750	...
" Figured .....	} 140	520	{ 5,111	50
Dyed Shirtings, Figured, Brocaded, and Spotted .....	"	120	136	783
" " Plain .....	"	...	130	...
Cotton Flannel, Plain, Dyed, and Printed Fancy Woven Cottons .....	"	...	1,664	...
Japanese Cotton Cloth .....	Yards	...	2,600	...
Velvets, 22 inches .....	Pieces	...	1,400	...
Velveteens, Embossed, and Dyed Velvet Cords .....	Yards	...	2,940	...
Towels, Honeycomb and Huckaback, Japanese .....	Dosens	...	3,129	...
Cotton Goods, Unclassed .....	Yards	...	714	...
" Yarn, English .....	Piculs	9	5,858	...
" " Indian .....	"	...	...	...
" " Japanese .....	"	87	150 62	219 850
<i>Chinese Cotton Goods.*</i>				
Cotton Yarn .....	Piculs	...	16	16
WOOLLEN AND COTTON MIXTURES.				
Union and Poncho Cloth .....	Pieces	...	1,840	...
" Italian Cloth .....	"	30	60	240
WOOLLEN GOODS.				
Camlets, English .....	Pieces	...	150	...
Cloth, Broad, Medium, Habit, and } Russian .....	Yards	34	64	...
Long Ells .....	Pieces	...	13,321	356
Spanish Stripes .....	Yards	...	80	...
			7,038	721
MISCELLANEOUS PIECE GOODS.				
Plushes .....	Catties	...	1,397	...
Silk Piece Goods and Mixtures .....	"	...	300	...
Silk-stripe Cotton Cloth, Japanese .....	"	...	275	...

\* Steam Factory products.

## VI. INTERNAL TRANSIT—Continued.

DESCRIPTION OF GOODS.	1901.	1902.	1903.	1904.
<b>METALS.</b>				
Iron and Mild Steel, New :—				
Hoops..... <i>Piculs</i>	...	262	20	...
Nails..... "	...	...	74	...
Lead, in Pigs and Bars..... "	...	...	73	...
Tin, Slabs..... "	60	...	...	...
<b>SUNDRIES.</b>				
Bags of all kinds..... <i>Pieces</i>	...	...	180,500	4,000
Betel-nut Husk..... <i>Piculs</i>	...	...	125	...
Betel-nuts..... "	...	...	563	...
Bicho de Mar, Black..... "	3	28	45	3
" White..... "	3	27	30	3
Braid, Llana..... { <i>Gross</i>	...	66	...	...
" "..... { <i>Piculs</i>	...	...	1	...
Candles..... "	...	...	...	11
Cassia Lignea..... "	...	15	4	8
" Twigs..... "	...	34	...	...
Clams, Dried..... "	...	70	184	24
Cuttle-fish..... "	...	70	305	...
Dyes, Aniline..... <i>Value, Hk. Tk</i>	...	93	413	...
Ginseng, American, Clarified..... <i>Piculs</i>	...	1	1	...
Glass, Window..... <i>Boxes</i>	...	...	212	...
Lichees, Dried..... <i>Piculs</i>	...	...	...	28
Lung-ngans, Dried..... "	32	...	54	...
Medicines..... <i>Value, Hk. Tk</i>	...	1,045	526	9
Pepper, Black..... <i>Piculs</i>	...	60	105	21
" White..... "	...	...	26	6
Sandalwood..... "	...	11	180	6
Seaweed, Long, Japan..... "	...	232	2,829	79
Sugar, Brown..... "	...	1,240	456	40
" Candy..... "	...	1,125	941	85
" Refined..... "	...	2,613	2,739	...
" White..... "	...	2,530	1,888	200
Umbrellas, Cotton..... <i>Pieces</i>	...	...	...	420
TRANSIT PASSES ISSUED..... <i>No.</i>	87	371	1,528	88

## VII. OPIUM.—Nil.

VIII. SPECIAL TABLES.—The following Tables give separate statistics in connexion with the Passenger Traffic and the Import and Export of Treasure:—

PASSENGERS TO					PASSENGERS FROM			
SAILING VESSELS.		STEAMERS.			SAILING VESSELS.		STEAMERS.	
Foreigners.	Natives.	Foreigners.	Natives.		Foreigners.	Natives.	Foreigners.	Natives.
...	...	...	219		Hankow.....	...	...	...
...	...	...	250	Ichang.....	...	...	...	208
...	...	...	148	Changsha.....	...	...	I	231
...	...	...	617	TOTAL.....	...	...	I	826

## 2°. TREASURE.

COUNTRIES FROM WHICH IMPORTED AND TO WHICH EXPORTED.	IMPORTS.				EXPORTS.			
	GOLD.	SILVER.		COPPER COINS.	GOLD.	SILVER.		COPPER COINS.
	In Bars.	In Sycee.	In Dollars.		In Bars.	In Sycee.	In Dollars.	
1. FOREIGN COUNTRIES.....	Hk. ₮s	Hk. ₮s	Hk. ₮s	Hk. ₮s	Hk. ₮s	Hk. ₮s	Hk. ₮s	Hk. ₮s
TOTAL: 1. FOREIGN COUNTRIES	...	...	...	...	...	...	...	...
2. CHINA.								
Hankow.....	...	143,520	2,179	...	...	...	...	...
Shasi.....	...	...	...	...	...	50,439	733	...
TOTAL: 2. CHINA.....	...	143,520	2,179	...	...	50,439	733	...
TOTAL: 1 and 2. FOREIGN COUNTRIES AND CHINA.....	...	143,520	2,179	...	...	50,439	733	...
GRAND TOTAL.....	...	145,699	...	...	...	51,172	...	...

IX. REVENUE.—The following Table shows the Dues and Duties (Foreign flags, Native flag,\* and Transit) collected during the quarter, as compared with the corresponding period of previous years:—

	1902.		1903.		1904.	
	Foreign.	Native.	Foreign.	Native.	Foreign.	Native.
	<i>Hk. Tk m.c.c.</i>	<i>Hk. Tk m.c.c.</i>	<i>Hk. Tk m.c.c.</i>	<i>Hk. Tk m.c.c.</i>	<i>Hk. Tk m.c.c.</i>	<i>Hk. Tk m.c.c.</i>
Import Duty .....	21.3.0.0	3.4.6.6	265.9.0.5	...	63.2.2.8	...
Export " .....	3,037.5.4.1	123.9.7.7	24,989.6.4.4	5,015.3.5.0	865.3.5.9	1,987.6.1.3
Coast Trade Duty .....	1,665.2.2.6	255.5.5.0	2,393.0.7.5	...	173.5.5.0	...
Opium Duty .....	...	...	117.0.0.0	...	...	...
Tonnage Dues .....	...	11.3.0.0	...	...	...	...
<i>Hk. Tk</i>	4,724.0.6.7	394.2.9.3	27,765.6.2.4	5,015.3.5.0	1,102.1.3.7	1,987.6.1.3
Foreign and Native.....	5,118.3.6.0		32,780.9.7.4		3,089.7.5.0	
Transit { Inwards .....	2,529.2.5.2	2,529.2.5.2	10,575.2.4.2	10,575.2.4.2	613.6.0.7	613.6.0.7
Dues { Outwards.....	...		...		...	
Opium { Foreign Flags	...	...	...	...	...	...
Likin { Native Flag..	...		...		...	
TOTAL COLLECTION	<i>Hk. Tk</i> 7,647.6.1.2		<i>Hk. Tk</i> 43,356.2.1.6		<i>Hk. Tk</i> 3,703.3.5.7†	
† No Drawbacks marked for cash payment during quarter, to be deducted from } total collection .....					<i>Hk. Tk</i>	<i>Nil.</i>

\* Chinese registered Ships and Steamers; Chinese Lorchas and Papiros holding Customs sailing letters; and Chinese Junks chartered by Foreigners.

I am, etc.,

W. HANCOCK,

*Acting Commissioner of Customs.*

To the

INSPECTOR GENERAL OF CUSTOMS.

(Received 15th October 1904.)

CUSTOM HOUSE,

SANTUAO, 5TH OCTOBER 1904.

SIR,

I.—In conformity with the instructions contained in your Circulars Nos. 21 of 1869, 14 of 1872, and 6 of 1875, I now transmit to the Statistical Department at Shanghai, for publication, the statistics of the trade of this port for the third quarter of the year 1904.

II. TONNAGE.—The number, tonnage, and movements of vessels, entered and cleared during the quarter, are set forth in the following Table:—

ENTERED.	JULY.		AUGUST.		SEPTEMBER.		TOTAL.	
	No.	Tons.	No.	Tons.	No.	Tons.	No.	Tons.
1. Foreign Ocean-going Steamers.....	16	3,512	13	2,800	6	1,035	35	7,347
2. " Steam-launches.....	...	...	...	...	...	...	...	...
3. " Sailing Vessels.....	...	...	...	...	...	...	...	...
4. Chinese-owned Vessels of Foreign type:—Ocean-going Steamers...	2	400	...	...	...	...	2	400
Steam-launches.....	...	...	...	...	...	...	...	...
Sailing Vessels.....	...	...	...	...	...	...	...	...
5. Native Craft.....	...	...	...	...	...	...	...	...
Total.....	18	3,912	13	2,800	6	1,035	37	7,747
Same Quarter, 1903.....	19	10,050	11	2,035	12	852	42	12,937
CLEARED.	JULY.		AUGUST.		SEPTEMBER.		TOTAL.	
	No.	Tons.	No.	Tons.	No.	Tons.	No.	Tons.
1. Foreign Ocean-going Steamers.....	15	3,239	14	3,073	6	1,035	35	7,347
2. " Steam-launches.....	...	...	...	...	...	...	...	...
3. " Sailing Vessels.....	...	...	...	...	...	...	...	...
4. Chinese-owned Vessels of Foreign type:—Ocean-going Steamers...	2	400	...	...	...	...	2	400
Steam-launches.....	...	...	...	...	...	...	...	...
Sailing Vessels.....	...	...	...	...	...	...	...	...
5. Native Craft.....	...	...	...	...	...	...	...	...
Total.....	17	3,639	14	3,073	6	1,035	37	7,747
Same Quarter, 1903.....	18	9,884	12	2,201	12	852	42	12,937
Of Sailing Vessels entered—	Of Steamers entered—		Of Sailing Vessels cleared—			Of Steamers cleared—		
Nil.	37 were from Ports in China.		Nil.			37 were for Ports in China.		
	37 Entered.					37 Cleared.		
						Remaining in Port .....Nil.		



III. IMPORTS.—The principal articles of Import from Foreign Countries and Chinese Ports, during the quarter, as compared with the same period of previous years, have been as follows:—

DESCRIPTION OF GOODS.	1901.	1902.	1903.	1904.	
<b>COTTON GOODS.</b>					
Shirtings, Grey, English .....	Pieces	...	...	300	120
"    White, Plain .....	"	...	...	130	...
Drills, American .....	"	...	...	15	...
T-Cloths, English .....	"	...	...	965	150
Cotton Italians, Plain and Figured .....	"	...	...	190	...
Turkey Red Cambrics .....	"	...	...	110	...
Cotton Yarn, Indian .....	Piculs	12	...	...	...
<b>METALS.</b>					
Lead, in Pigs .....	Piculs	7	58	29	71
<b>FOREIGN SUNDRIES.</b>					
Cardamoms .....	Piculs	...	...	5	5
Clams, Dried .....	"	22	...	2	...
Flour .....	"	...	20	7	11
Ginseng, Japan, Clarified .....	Catties	...	...	490	998
"    "    Crude .....	"	...	...	505	2,184
Mangrove Bark .....	Piculs	42	...	26	31
Matches, Wood .....	Gross	400	100	1,400	1,800
Mussels, Dried .....	Piculs	24	...	8	1
Oil, Kerosene, American .....	Gallons	...	...	2,500	...
"    "    Russian .....	"	17,500	...	...	...
"    "    Sumatra .....	"	2,000	1,100	2,900	8,160
Seaweed .....	Piculs	331	30	17	100
Sugar Candy .....	"	...	15	34	54
"    Refined .....	"	...	13	20	88
"    White .....	"	...	126	5	65
<b>NATIVE SUNDRIES.</b>					
Bags, Gunny, Old .....	Pieces	...	1,020	1,780	473
Beans and Peas .....	Piculs	80	...	...	...
Cotton, Old .....	"	...	...	40	...
Dates, Black .....	"	24	...	1	...
Fish, Dried and Salt .....	"	...	602	286	492
Hemp .....	"	...	152	52	300
Matches, Wood .....	Gross	2,800	2,650	...	...
Plums, Dried and Salted .....	Piculs	1	...	5	7
Preserves .....	"	...	9	2	22
Varnish .....	"	4	4	6	7
Vermicelli .....	"	...	7	10	23

IV. EXPORTS.—The principal articles of Export to Foreign Countries and Chinese Ports, during the quarter, as compared with the same period of previous years, have been as follows:—

DESCRIPTION OF GOODS.	1901.	1902.	1903.	1904.
Citrons, Fresh..... <i>Piculs</i>	...	...	...	31
Firewood..... "	...	312	135	...
Indigo, Liquid..... "	...	...	9	...
Oil, Tea..... "	55	...	...	...
Pottery and Earthenware..... "	90	3	...	...
Shell-fish, Salted..... "	...	...	...	83
Sugar, Brown..... "	192	...	288	72
Tea, Black..... "	10,120	11,937	11,253	12,393
" Dust..... "	2,100	4,300	2,672	1,089
" Green..... "	1,202	4,075	10,397	13,801
Timber, Planks, Soft-wood..... <i>Sq. feet</i>	...	2,639	...	...
Tobacco, Leaf..... <i>Piculs</i>	...	197	15	97

V. RE-EXPORTS.—*Nil.*

VI. INTERNAL TRANSIT.—The following Table gives a list of the principal Foreign Goods conveyed to the Interior under Transit Passes, during the quarter, as compared with the same period of previous years:—

DESCRIPTION OF GOODS.	1901.	1902.	1903.	1904.
COTTON GOODS.				
Shirtings, Grey, English..... <i>Pieces</i>	...	...	300	120
" White, Plain..... "	...	...	130	...
Drills, American..... "	...	...	15	...
T-Cloths, English..... "	...	...	965	150
Cotton Italians, Plain and Figured..... "	...	...	190	...
Turkey Red Cambrics..... "	...	...	110	...
Cotton Yarn, Indian..... <i>Piculs</i>	12	...	...	...
METALS.				
Lead, in Pigs..... <i>Piculs</i>	7	58	29	...
SUNDRIES.				
Flour..... <i>Piculs</i>	...	1	3	...
Mangrove Bark..... "	42	...	...	...
Matches, Wood..... <i>Gross</i>	400	...	...	...
Mussels, Dried..... <i>Piculs</i>	31	...	...	...
Oil, Kerosene, American..... <i>Gallons</i>	...	...	500	...
" " Russian..... "	17,500	...	...	...
" " Sumatra..... "	4,310	...	...	3,300
Seaweed..... <i>Piculs</i>	331	...	...	...
Sugar Candy..... "	...	7	...	...
" Refined..... "	...	5	...	...
" White..... "	...	92	21	...
TRANSIT PASSES ISSUED..... <i>No.</i>	30	10	15	7

VII. OPIUM.—*Nil.*

VIII. SPECIAL TABLES.—The following Tables give separate statistics in connexion with the Passenger Traffic and the Export of Treasure:—

## 1°. PASSENGER TRAFFIC.

PASSENGERS TO					PASSENGERS FROM			
SAILING VESSELS.		STEAMERS.			SAILING VESSELS.		STEAMERS.	
Foreigners.	Natives.	Foreigners.	Natives.		Foreigners.	Natives.	Foreigners.	Natives.
...	...	19	634		Foochow .....	...	...	27

2°. TREASURE.—Silver, in Dollars, value *Hk. \$* 2,600, and Copper Cash, value *Hk. \$* 172, exported to Foochow.

IX. REVENUE.—The following Table shows the Dues and Duties (Foreign flags, Native flag,\* and Transit) collected during the quarter, as compared with the corresponding period of previous years:—

	1902.		1903.		1904.	
	Foreign.	Native.	Foreign.	Native.	Foreign.	Native.
Import Duty .....	<i>Hk. \$</i> 3.1.2.7	...	2.9.9.9	...	1.0.3.5	...
Export " .....	13,824.6.8.0	6,865.8.2.4	25,929.8.2.1	4,540.2.6.1	34,057.3.3.1	765.5.5.0
Coast Trade Duty .....	105.0.9.2	2.8.2.7	32.8.1.5	15.0.1.6	130.5.5.0	...
Opium Duty .....	...	...	...	...	...	...
Tonnage Dues .....	...	...	...	...	...	...
<i>Hk. \$</i>	13,932.8.9.9	6,868.6.5.1	25,965.6.3.5	4,555.2.7.7	34,188.9.1.6	765.5.5.0
Foreign and Native .....	20,801.5.5.0		30,520.9.1.2		34,954.4.6.6	
Transit { Inwards .....	24.6.6.3	24.6.6.3	91.2.8.3	91.2.8.3	22.7.2.5	22.7.2.5
Dues { Outwards .....	...		...		...	
Opium { Foreign Flags .....	...	...	...	...	...	...
Likin { Native Flag .....	...	...	...	...	...	...
TOTAL COLLECTION	<i>Hk. \$</i> 20,826.2.1.3		<i>Hk. \$</i> 30,612.1.9.5		<i>Hk. \$</i> 34,977.1.9.1 †	
† No Drawbacks marked for cash payment during quarter, to be deducted from } total collection .....					<i>Hk. \$</i>	<i>N. \$</i>

\* Chinese registered Ships and Steamers; Chinese Lorches and Pajicos holding Customs sailing letters; and Chinese Junks chartered by Foreigners.

I am, etc.,

FRED. W. CAREY,

Acting Commissioner of Customs.

To the

INSPECTOR GENERAL OF CUSTOMS.

(Received 9th November 1904.)

CUSTOM HOUSE,  
TENGYUEH, 10TH OCTOBER 1904.

SIR,

I.—In conformity with the instructions contained in your Circulars Nos. 21 of 1869, 14 of 1872, and 6 of 1875, I now transmit to the Statistical Department at Shanghai, for publication, the statistics of the trade at Tengyueh for the third quarter of the year 1904.

## II. REPORTS TO THE CUSTOMS :—

## PACK-ANIMALS WITH LOADS.

	JULY.	AUGUST.	SEPTEMBER.	TOTAL.
Import.....	501	993	1,895	3,389
Export.....	73	125	564	762
Transit.....	907	1,194	1,562	3,663
Total.....	1,481	2,312	4,021	7,814
Same Quarter, 1903.....	2,199	2,208	2,972	7,379

Note.—Loads are occasionally carried by men ; in such cases, for the purposes of the above Table, four men are entered as one pack-animal.

III. IMPORTS.—The principal articles of Import from Foreign Countries and Chinese Ports, during the quarter, as compared with the same period of previous years, have been as follows :—

DESCRIPTION OF GOODS.	1902.	1903.	1904.
COTTON GOODS.			
Shirtings, Grey, English.....	Pieces 1,983	2,936	4,475
Sheetings, Grey, Indian.....	" ...	870	310
Shirtings, White, Plain.....	" 247	2	1,146
Drills, American.....	" 2	11	2
" Indian.....	" 298	92	774
T-Cloths, English.....	" } 201	643	{ 1,980
" Indian.....	" } 81	8	{ ... 48
Muslins.....	" 48	3	731
Turkey Red Cottons and Dyed T-Cloths.....	" 1,100	184	4,945
Cotton Italians, Plain, Fast Black.....	" ...	63	145
Dyed Shirtings, Figured, Brocaded, & Spotted	" 5	...	...
Velvets and Velvetens.....	{ Yards ...	...	19,087
Cotton Blankets.....	{ Pieces ...	...	509
" Yarn, Indian.....	{ Piculs 2,223	3,569	2,272

## III. IMPORTS—Continued.

DESCRIPTION OF GOODS.		1902.	1903.	1904.
WOOLLEN GOODS.				
Spanish Stripes.....	<i>Pieces</i>	105	53	43
METALS.				
Iron Nails, Wire.....	<i>Piculs</i>	...	...	3
SUNDRIES.				
Birds Nests, 2nd Quality.....	<i>Catties</i>	792	340	226
Boxes, Fancy.....	<i>Gross</i>	...	...	121
Buttons, Fancy.....	"	942	1,960	...
Chinaware, Coarse.....	<i>Piculs</i>	...	...	9
Cloth, Native (Nankeens).....	"	38	43	105
Cotton, Raw.....	"	79	11	40
Cuttle-fish.....	"	8	...	6
Dyes, Aniline.....	<i>Value, Hk. Tls</i>	684	...	1,428
Fish, Dried and Salt.....	<i>Piculs</i>	...	...	1
Horns, Deer, Young.....	<i>Pairs</i>	35	59	92
Jadestone.....	<i>Piculs</i>	105	102	291
Lamps.....	<i>Pieces</i>	2,452	2,571	576
Matches, Wood, Japan.....	<i>Gross</i>	725	2,958	1,738
Medicines.....	<i>Piculs</i>	25	...	40
Needles.....	<i>Millie</i>	...	...	4,300
Oil, Kerosene, American.....	<i>Gallons</i>	605	265	699
Pepper, Black.....	<i>Piculs</i>	7	5	23
Umbrellas, Cotton.....	<i>Pieces</i>	...	2,730	454

IV. EXPORTS.—The principal articles of Export to Foreign Countries and Chinese Ports, during the quarter, as compared with the same period of previous years, have been as follows:—

DESCRIPTION OF GOODS.		1902.	1903.	1904.
Carpets.....	<i>Pieces</i>	1,790	1,908	1,922
Eggs, Fresh.....	"	5,600	6,000	1,800
Hides, Cow and Buffalo.....	<i>Piculs</i>	...	...	2
Horns, " ".....	"	...	3	1
Medicines.....	"	...	17	9
Orpiment.....	"	...	...	256
Rain Hats, Split Bamboo.....	<i>Pieces</i>	...	...	2,720
Silk, Yellow, Szechwan.....	<i>Piculs</i>	140	347	174

## V. RE-EXPORTS.—Nil.

VI. INTERNAL TRANSIT.—The following Table gives a list of the principal Foreign Goods conveyed to the Interior under Transit Passes, during the quarter, as compared with the same period of previous years:—

DESCRIPTION OF GOODS.	1902.	1903.	1904.	
COTTON GOODS.				
Shirtings, Grey, English.....	Pieces	1,737	3,826	{ 4,353
" " Indian.....	"	...	876	{ ... 60
Sheetings, ".....	"	259	...	721
Shirtings, White, Plain.....	"	...	...	12
Drills, American.....	"	277	45	601
" Indian.....	"	67	580	{ 1,408
T-Cloths, English.....	"	1,059	282	{ ...
" Indian.....	"	...	...	2,798
Cotton Italians, Plain and Figured.....	"	...	...	45
Dyed Shirtings, Figured, Brocaded, & Spotted	"	...	...	540
Turkey Red Shirtings.....	"	...	...	988
Cotton Blankets.....	"	29	36	432
Velvets and Velvetens.....	"	1,949	4,178	3,155
Cotton Yarn, Indian.....	Piculs			
WOOLLEN GOODS.				
Spanish Stripes.....	Pieces	72	90	69
SUNDRIES.				
Birds Nests, 2nd Quality.....	Catties	935	228	195
Boxes, Fancy.....	Gross	...	...	171
Buttons, ".....	"	699	400	...
China ware, Coarse.....	Piculs	...	...	3
Cloth, Native (Nankeens).....	"	21	32	85
Cotton, Raw.....	"	264	511	830
Dyes, Aniline.....	Value, Hk. Tls	552	16	916
Jadestone.....	Piculs	13	27	25
Lamps.....	Pieces	250	2,322	360
Matches, Wood, Japan.....	Gross	150	1,590	2,750
Needles.....	Mille	...	...	3,026
Oil, Kerosene, American.....	Gallons	280	20	708
Pepper, Black.....	Piculs	5	1	38
Rugs, Imitation Seal-skin.....	Pieces	34	52	20
Umbrellas, Cotton.....	"	...	2,860	1,102
TRANSIT PASSES ISSUED.....	No.	1,660	2,600	2,222

## VII. OPIUM.—NW.

VIII SPECIAL TABLE.—TREASURE.—Silver, in Sycee, value *Hk. Tk* 1,524, and in Rupees, value *Hk. Tk* 21,810, exported to Burma.

IX. REVENUE.—The following Table shows the Dues and Duties (Foreign flag, Native flag, and Transit) collected during the quarter, as compared with the corresponding period of previous years:—

	1902.		1903.		1904.	
	Foreign.	Native.	Foreign.	Native.	Foreign.	Native.
	<i>Hk. Tk</i> m.c.c.	<i>Hk. Tk</i> m.c.c.	<i>Hk. Tk</i> m.c.c.	<i>Hk. Tk</i> m.c.c.	<i>Hk. Tk</i> m.c.c.	<i>Hk. Tk</i> m.c.c.
Import Duty .....	20.7.9.0	2,134.3.1.3	7.7.1.5	2,717.1.3.1	...	3,743.7.2.9
Export " .....	...	727.3.9.5	...	1,598.4.0.4	...	983.5.9.4
Coast Trade Duty .....	...	...	...	...	...	...
Opium Duty .....	...	...	...	...	...	...
Tonnage Dues .....	...	...	...	...	...	...
<i>Hk. Tk</i>	20.7.9.0	2,861.7.0.8	7.7.1.5	4,315.5.3.5	...	4,727.3.2.3
Foreign and Native .....	2,882.4.9.8		4,323.2.5.0		4,727.3.2.3	
Transit { Inwards.....	1,268.7.4.2	1,277.8.4.2	2,134.6.8.6	2,134.6.8.6	2,576.0.9.1	2,576.0.9.1
Dues { Outwards.....	9.1.0.0		...			
Opium { Foreign Flags	...	...	...	...	...	...
Likin { Native Flag...	...	...	...	...	...	...
TOTAL COLLECTION	<i>Hk. Tk</i> 4,160.3.4.0		<i>Hk. Tk</i> 6,457.9.3.6		<i>Hk. Tk</i> 7,303.4.1.4 *	
* No Drawbacks marked for cash payment during quarter, to be deducted from } total collection .....					<i>Hk. Tk</i>	<i>Nil.</i>

I am, etc.,

C. NAPIER,

Assistant-in-Charge.

To the

INSPECTOR GENERAL OF CUSTOMS.

(Received 14th November 1904.)

## CUSTOM HOUSE,

YATUNG (THIBET), 11TH OCTOBER 1904.

SIR,

I.—In conformity with the instructions contained in your Circulars Nos. 21 of 1869, 14 of 1872, and 6 of 1875, I now transmit to the Statistical Department at Shanghai, for publication, the statistics of the trade at Yatung for the third quarter of the year 1904.

## II. REPORTS TO THE CUSTOMS:—

## a. APPLICATIONS, INWARDS AND OUTWARDS.

—	JULY.	AUGUST.	SEPTEMBER.	TOTAL.
Inwards (to Thibet) .....	41	42	54	137
Outwards (from Thibet) .....	10	8	11	29
Total .....	51	50	65	166
Same Quarter, 1903 .....	59	55	99	213

## b. LOADS CARRIED, INWARDS AND OUTWARDS.

—	JULY.	AUGUST.	SEPTEMBER.	TOTAL.
Inwards (to Thibet) .....	633	532	832	1,997
Outwards (from Thibet) .....	8	12	26	46
Total .....	641	544	858	2,043
Same Quarter, 1903 .....	482	307	2,254	3,043

## c. MEN AND PACK-ANIMALS WITH LOADS, INWARDS AND OUTWARDS.

—	JULY.		AUGUST.		SEPTEMBER.		TOTAL.	
	Men.	Pack-animals.	Men.	Pack-animals.	Men.	Pack-animals.	Men.	Pack-animals.
Inwards (to Thibet) .....	71	281	94	219	64	384	229	884
Outwards (from Thibet) .....	6	1	2	8	4	11	12	20
Total .....	77	282	96	227	68	395	241	904
Same Quarter, 1903 .....	24	229	21	143	22	1,116	67	1,488



III. IMPORTS.—The Imports into Thibet across the Sikkim-Thibet Frontier, during the quarter, as compared with the same period of previous years, have been as follows:—

DESCRIPTION OF GOODS.	1901.	1902.	1903.	1904.
COTTON GOODS.				
Piece Goods, White..... Yards	32,148	12,760	29,224	9,448
"    "    Blue..... "	12,048	13,554	15,038	4,340
"    "    other Colours..... "	266	216	520	772
"    "    Chinese..... "	900	...	...	...
"    "    Printed and Fancy..... "	9,598	1,880	2,430	640
Drills, White..... "	6,040	6,720	8,822	1,274
Cambrics..... "	50,096	48,722	7,660	5,400
Dyed Drills..... "	3,986	8,163	7,136	4,136
Towels..... Pieces	942	...	260	104
Cotton Yarn, White..... Maunds	2	...	10	1
"    "    Dyed..... "	3	1	14	2
"    "    Thread..... "	3	6	4	1
WOOLLEN AND COTTON MIXTURES.				
Woolen and Cotton Mixtures..... Yards	...	...	1,360	...
WOOLLEN GOODS.				
Cloth..... Yards	3,600	4,872	1,349	965
METALS.				
Brass, Sheets..... Maunds	4	...	...	4
Copper, "..... "	18	139	...	4
Copperware..... "	2	...	2	...
German Silver, Sheets..... "	2	...	22	...
Iron, Sheets..... "	108	6	...	...
Ironware..... "	9	16	3	4
Metal, Old..... "	4	52	...	...
SUNDRIES.				
Bicho de Mar..... Maunds	1	...	1	...
Butter..... "	10	5	10	15
Buttons, Brass, Chinese..... Dozens	2,080	...	...	...
Candles..... Maunds	2	...	5	...
Caps, Chinese..... Pieces	850	...	700	320
Cattle..... Head	13	9	5	3
China ware..... Maunds	4	37	31	9
Cigars and Cigarettes..... Value, Rs.	45	...	120	3,328
Clothing..... "	...	...	...	2,134
Coral..... "	2,812	7,750	...	16,700
"    Imitation..... "	...	940	6,256	1,650
Cutch..... Maunds	...	41	11	...
Flour..... "	22	31	11	63
Fruits, Dried..... "	...	9	...	1
Hides..... Pieces	36	...	60	...
Indigo..... Maunds	...	...	4	16
Madder..... "	90	132	165	4
Maize..... "	368	157	172	828
Matches..... Gross	12	985	65	283
"    Rosene..... Cases	16	14	23	78
"    Card..... Maunds	...	...	...	20

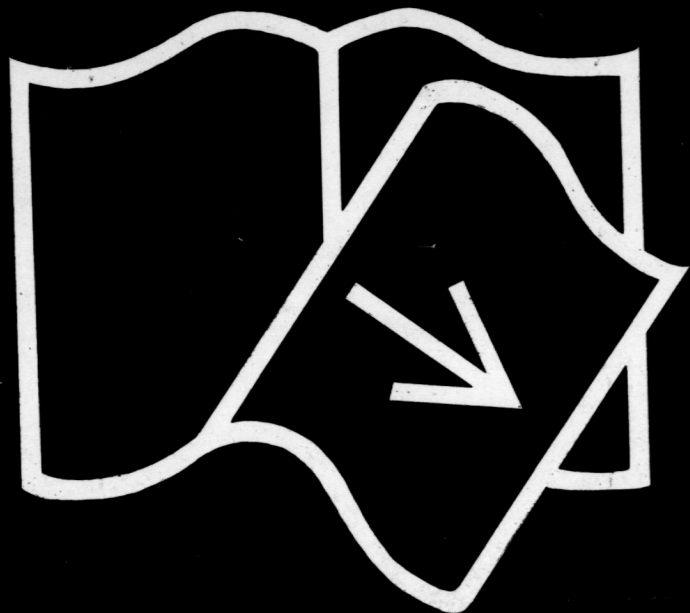
## III. IMPORTS—Continued.

DESCRIPTION OF GOODS.	1901.	1902.	1903.	1904.
Pearls.....	<i>Value, Rs.</i> 1,010	...	...	...
Pigs.....	<i>No.</i> 33	15	4	111
Pork.....	<i>Maunds</i> 3	7	4	10
Poultry.....	<i>No.</i> 168	51	...	90
Rattans.....	<i>Maunds</i> 4	...	7	...
Rice.....	17	15	17	83
Seed, Murwah.....	8	3	4	18
Sharks Fins.....	1	...	1	...
Shells, Conch.....	...	1	3	...
Shoes, Chinese.....	<i>Pairs</i> 184	...	...	...
Silk, Chinese.....	<i>Yards</i> 3,270	1,760	4,800	1,940
"    Tussore.....	350	420	870	1,488
Skins (Furs), Land-otter.....	<i>Pieces</i> ...	...	540	...
Soap.....	<i>Maunds</i> 1	...	2	13
Soy.....	3	2	...	...
Stores, Oilman's.....	10	12	3	27
Sugar.....	5	33	23	335
"    Candy.....	2	...	2	...
Tobacco.....	359	790	86	160
Vegetables, Fresh.....	6	14	2	2
Sundries, Unenumerated.....	<i>Value, Rs.</i> 2,651	790	400	790

IV. EXPORTS.—The Exports from Thibet across the Sikkin-Thibet Frontier, during the quarter, as compared with the same period of previous years, have been as follows:—

DESCRIPTION OF GOODS.	1901.	1902.	1903.	1904.
Boots, Thibetan.....	<i>Pairs</i> ...	...	30	...
Caps, Chinese.....	<i>Pieces</i> 100	...	...	...
Cheese.....	<i>Maunds</i> 3	9	6	11
Cloth, Woollen.....	<i>Yards</i> 510	50	440	570
Clothing, Thibetan.....	<i>Pieces</i> 8	...	...	...
Curiosities.....	<i>Value, Rs.</i> 360	...	160	1,000
Fish, Dried.....	<i>Maunds</i> ...	...	8	2
Horns, Deer, Young.....	<i>Value, Rs.</i> ...	...	306	...
Musk.....	<i>Tolas</i> 390	60	490	...
Ponies.....	<i>No.</i> 2	...	...	45
Skins (Furs), Lamb.....	<i>Pieces</i> ...	...	8,800	...
Wool, Sheep's.....	<i>Maunds</i> 1,620	1,080	1,751	...
Yak Tails.....	4	...	164	...
Sundries, Unenumerated.....	<i>Value, Rs.</i> 36	70	...	...

V. RE-EXPORTS.—Nil.



P344后缺