Rec'd March 29th
Ans —— 31st

Dr Gray Engelmann

Aiken S.C. March 23d 1866

Dear Sir I received your letter of the 8th inst, a few days ago. It would give me pleasure to render you all the aid I can in your elucidation of the genus Juncus, but I fear my means for doing so are quite limited. I have not looked at my specimens for 12 or 15 years —— & for the last five years I have given no attention whatever to botany. I have not the time or opportunity to look at these things with that care & attention which their revision would require of one before expressing an opinion — & I have therefore only selected small bits from my specimens, & give you the names as I have them in my herbarium. The specimens are numbered to correspond with my own, so any ~~error~~ reference can be understood. These specimens were mostly all collected in the seaboard part of our state. We have some specimens growing up here but I have paid no particular attention to them. With respect to the collection you wish made for your "Herb. Juncorum &c", it would be impossible for me to get there on the seaboard, unless I went down specially for that purpose — & my means are now so straitened that I could not afford the expense of travel. There growing around me here I will very cheerfully collect if they are such as you want. I can send you specimens later in the season — or you can send me a list of such as you wish collected here.

I have never seen Nuttalls caespitosa. N. acrena is common enough. I will have my attention drawn to this genus & notify you of any discovery. With respect to your other inquiry — the Pines

0 1 2 3 4 5 6 7 8 9 10
cm
copyright reserved
MISSOURI BOTANICAL GARDEN

I will make an examination this spring of them in search
I think to female ~~arm~~ cone of P glabra is lateral, & of P mitis
terminal. I find it so in the single specimen I have of these
plants in flower in my herbarium, but it needs further con-
-firmation to prove it universally. We have here P. australis
taeda, mitis & inops. — P. glabra I have not seen in the
upper region of the state, nor P. serotina.

For 12 or 15 years past I have not done much in Phaeno-
-gamous botany. Ill health confined me to near from the low
country to the high & sandy hill region — & the time I had to
spare to Botany was mostly given to the Cryptogamous.
Since 1860 our thoughts have been so much absorbed in the
momentous events surrounding us.

The calamities of war have swept through the whole
South, & reduced almost every one to poverty. By the
universal bankruptcy of all securities & investments, cler-
-gymen of small means, lawyers of cities & towns & females
dwelling houses, this one poor treat have escaped.
I have lost nearly every thing by bankruptcy of state banks
& other securities, & find it difficult to make enough at
present for the commonest necessaries of life. I am looking
out for some kind of business by which I may be able
to make a support for my family.

I am very respectfully
H. W. Ravenel.

MISSOURI BOTANICAL GARDEN
GEORGE ENGELMANN PAPERS

0 1 2 3 4 5 6 7 8 9 10
cm
copyright reserved
MISSOURI BOTANICAL GARDEN

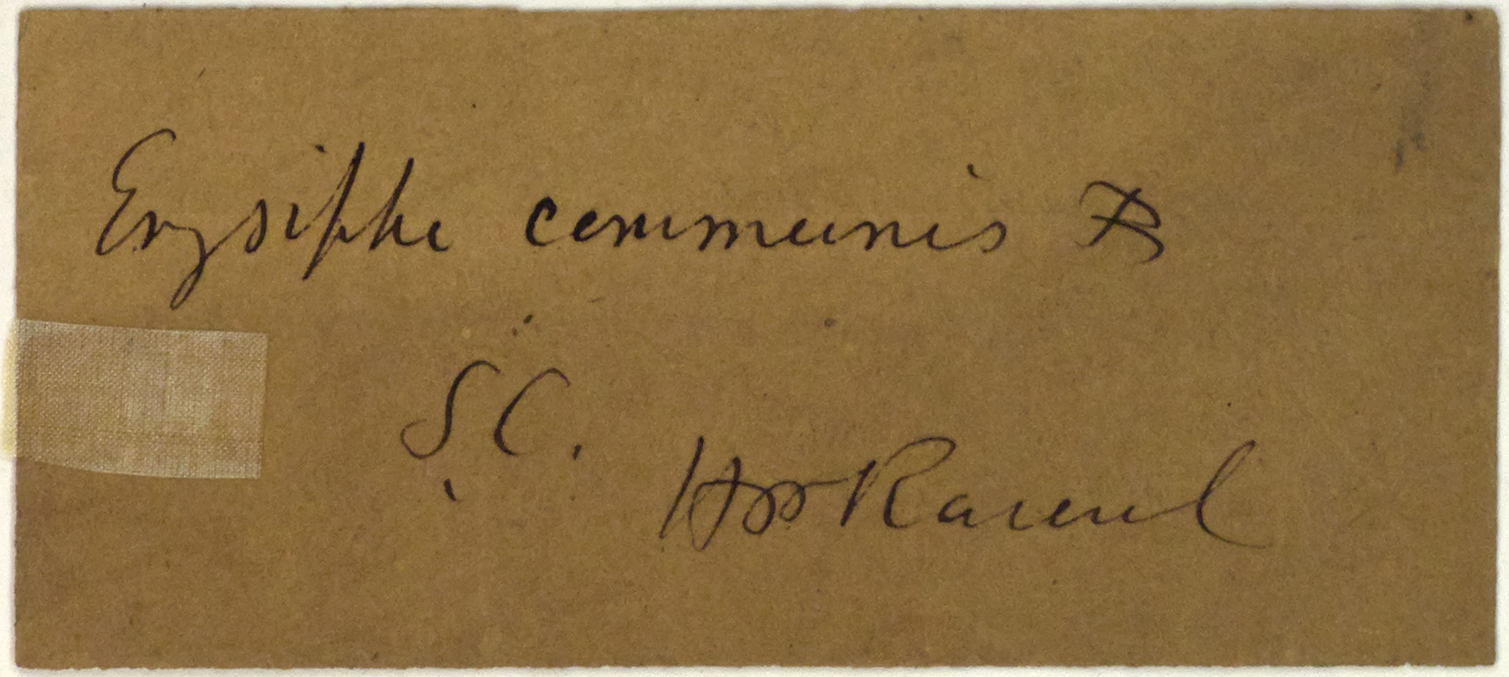


0 1 2 3 4 5 6 7 8 9 10
cm
copyright reserved
MISSOURI BOTANICAL GARDEN

MISSOURI BOTANICAL GARDEN
GEORGE ENGELMANN PAPERS



Rec'd April 27th
Ans'd May 29

Aiken S.C. April 21 1866

Dear Sir Your letter of the 31st ult. was received near two weeks ago. Hearing of an opportunity to my friends in the low country, I wrote to request them to procure Pines sent to me. The time was so short to return me the specimens that they are not worth sending but I have written again to request them to collect good specimens in flower & return them until an opportunity offers of sending them to me. You know how difficult it is for the uninitiated to understand exactly the words of a botanist. I have described minutely what I wished, & hope they will succeed better next time. I have myself collected P. australis here in flower, & will send all together when I receive them from below. I have been long aware that Dr Gray thinks P. serotina a form of P. rigida. Still P. serotina as we have it here in the low country, I am familiar. It is quite distinct from taeda & other forms species which grow here, but I have not seen enough of P. rigida in its perfect growth (having only a single dried specimen) to enable me to express a decided opinion. P. serotina will be found only in damp places, around ponds & when the soil is not, frequently under water. Hence the name of Pond Pine. The cone is quite peculiar, & unlike that of taeda. I have always thought it a good species. It was long before I could get the claims of P. glabra as a species acknowledged. Dr Gray & Curtis & others to whom I sent specimens always called it "P. mitis". It is distinct enough in every respect from this last. I will endeavor to get specimens of P. serotina characteristic of the forms here in flower & with the old cones



so as to enable you to compare it properly with regida
with which you are probably more familiar than I am.
I will also have an eye to Tamaca, & do what I can for you in
the course of the summer. How many specimens of each species
do you require. Would it not be desirable (when the opportunity
is offered) to get specimens in flower & also in mature seed
so as to give a better representation of the species?
I have never seen but one species of Callitriche here, viz C. verna
of which I have different forms & will examine again

MISSOURI BOTANICAL GARDEN
GEORGE ENGELMANN PAPERS

Thanks for your good opinion of us. The Secession
ment into this contest on principle & with a consciousness of right.
The appeal to the sword was made on both sides. After struggling manfully
for four years amid great sacrifices & suffering, she was compelled to
yield to greater numbers & greater resources. She has accepted the
issue in good faith — & the people laid down their arms with as
much unanimity as they were taken up. They had lost every thing
but their honor — & it was universally believed that a spirit
of magnanimity would prompt the victors to ~~terms of~~ liberal
& reasonable terms. The states hating in hostility to the government
have given every assurance of their good faith in accepting the issues
of the conflict & have complied with every requirement made
upon them. But it seems that nothing can appease the vindictive
feelings which party spirit has raised. We need rest & re-
-pose after the exhausting struggle to recover & reconstruct our shatter-
-ed resources; — but the cry of wrongs still goes on. Instead
of the olive branch ~~of peace~~, we see thrust out of the national
house of Legislation — instead of Peace & Good Will, we have
offered to us dishonorable conditions, taunts & gerads.
Devils Mean is more unforgiving than his maker

Yours very truly
H W Ravenel

I have been offering for sale & dispersing of some
of my books to meet current necessities. I have a number
of my Fungi Exsiccati still on hand, mostly of the 3, 4 & 5 volumes. having only one complete set
(6 vols) left. Have often at $6. per vol. should you know of any one desiring the vols
I would be glad to dispose of them.

0 1 2 3 4 5 6 7 8 9 10
cm
copyright reserved
MISSOURI BOTANICAL GARDEN

Rec'd May 28
Ans May 29

Aiken S.C. May 23/66

Euphorb. corollata
Fl. Cortez

My dear Sir

Since my last letter I have found three species of Yucca growing about this place which I can collect for you in quantity if they are wanted. I enclose specimens they are all too young to show mature seed, but other characters are sufficiently distinct. I give my notes of them on the labels.

I have also found good fruiting specimens of Pinus australis & P. inops near here & have written to friends in the low country to get me P. glabra & P. serotina. The two former have their inflorescence lateral, & I suspect it is the same with the other four species, with which I am familiar, if my memory serves me right. My impression is also that they are all biennial in maturing their fruit. & as a necessary consequence, the leaves are persistent for that length of time. The fruit & leaves formed this season remain together on the tree until the autumn of 67 — the former maturing — &, the fructification of the latter ceasing, they die & fall off, showing persistency for 18 months. This I think is the case with P. australis which I have examined with care - As far as I have observed in P. australis (& I have had an opportunity of examining a number of trees three or four years old) the male & female flowers are never on the same growing point (until quite of this season) — & also that the main limb which produced a female flower last year (never a half grown cone) produces another female flower this year (as is known) but in no case a male flower. The lateral branches however which have sprung from the main branch

0 1 2 3 4 5 6 7 8 9 10
cm
copyright reserved
MISSOURI BOTANICAL GARDEN

one or two years back may change to the other mode. Whether this is a law or not my observations have not been sufficient to enable me to say. Have you noticed this fact? — I am reminded of this as a subject for investigation which occurred to me ~~to take note~~ five or six years ago, but the press has prevented all such thoughts. I allude to the reproduction of the dioecious plants — the propagation of individuals. For example, here is a bunch of grapes: the American species are all dioecio-polygamous, some individuals bearing male flowers only — others male & female (hermaphrodite) fertile. Among these seeds, then if the germ mate & attain their growth, there are doubtless some barren & some fertile. Is there any mode of knowing before hand what plants you will have? The status of the future plant must be fixed & unchangeable whilst in the seed. Has this subject ever been investigated, — any clue to this mystery been discovered, or is it like the sexual relations in the generation of animals still a mystery? It would seem that there must be some law which regulates the distribution of sexes. I in this I simply mean to say that as far as the femininale course is concerned, we might expect the distribution regulated by some fixed principle. E. G. In this bunch of grapes, when we feel satisfied certain seeds which will give us the Kind of individuals, are the seeds arranged in any definite way? Will the seeds from the upper portion of the bunch give us one Kind & from the lower the other? Or does each berry contain seeds of the different sexes — or are they distributed in some other way — or are no fixed or definite manner? There are perhaps idle vagaries, but I have thought that many plants, investigations may lead to some knowledge on the subject. Have you seen any allusion to the matter, or do you know if any investigations have been attempted?



To return to the subject of my letter. I enclose two specimens of Yuccas that you may see if you will want any of them collected in quantity for your proposed Herb. Yuccarum. I have also written to a friend in Charleston to make a collection in that neighborhood, which may suit you better than none. You could not get elsewhere.

As the specimens of Pines are rather too large to be sent by mail I will keep them until later in the season when I may have some other things to be made into a package for the Express.

In the mean time I am my respectfully yours

A. W. Ravenel

Dr George Engelmann

If I should be making up a package for you would you like to have any more specimens of Nitella Specuilifera A. Braun, which one sent through Prof Gray to you several years ago, & if you do send to Prof Braun for determination. I have several specimens yet in my herbarium & can share you some.

0 1 2 3 4 5 6 7 8 9 10
cm
copyright reserved
MISSOURI BOTANICAL GARDEN

MISSOURI BOTANICAL GARDEN
GEORGE ENGELMANN PAPERS

0 1 2 3 4 5 6 7 8 9 10
cm
copyright reserved
MISSOURI BOTANICAL GARDEN

Rec'd June 11th
ans — 19

Aiken S.C. June 6 1866

Dr George Englemann

My dear Sir Yours of the 28th ult came in yesterday, & as the time for collecting is limited, I reply at once. After sending you the specimens, I went out & collected olden plants of B & C & labelled them just as you have done viz B = I. marginalis var. biflorus & C = I dichotomus Ell. Since then I have found I. tenuis Nutt & I. setaceus Rostk. I also see two or three specimens of I. scaposides or Isoetes echinata, two very to examine & may be able to find more. Perhaps your best plan would be to give me a list of such as you want in quantity, so that I may proceed at once to secure them without losing the time to hear from you. I now find I. marginalis (B) more abundant & larger — First state which of the above you want, & what ones in case I find them. I commenced yesterday to collect I. dichotomus, by digging up the entire bunch or cluster & then dividing them in such a way as to leave two or three stalks with good panicles & a portion of the roots. I suppose such specimens will answer your purpose. I will endeavour to have each specimen a fair representation of root as well as inflorescence, & flat enough to be laid down properly in your book.

With respect to your offer to remunerate me for the collections I will merely say that believing it is made in a kindest spirit, I will accept your proposal. I would have done this for you con amore, & without any other reward than the gratification it affords me to assist in such labours, but

under the peculiar circumstances, when (for the present) it is actually a struggle for bread, I think I ought not to decline any proposal by which I may realize something by my exertions, if at the same time you are receiving an equivalent. With respect to their value, I really have formed no opinion, never having had to dispose of such wares before. I am perfectly willing to leave it altogether to you to decide after you have received them. As I would have been equally willing to do it without compensation, so I shall be perfectly satisfied with whatever you think them value.

I can furnish one entire set (5 fascicles) of my Exsiccati, & another with the exception of the 1st fasc. The specimens are all thoroughly poisoned & the volumes wrapped up carefully & put in such a way should be overhauled occasionally & repoisoned if necessary In a warm climate here, I have had to repoison the specimens in the set I have out for my own use, several times I suppose them had better be kept until every thing is ready to go in one package. If you have any Cryptogamist among your acquaintances who is in want of Mougeot & Nestlers fine work "Stirpes Cryptogamae Vogeso-Rhenanae" in 12 vols I am willing to dispose of my copy. It was imported by Wiley of New York several years ago for $125. I will now take $100. It contains 100 specimens in each vol, representing Filices, Musci, Lichenes, Algae & Fungi, with an Index

I have no recollection of having collected Euphorbia corollata Ell. about here, at any rate I do not remember the plant. I endose a specimen which I collected several years ago in the Sandhills opposite

near Columbia, & which I find in my herbarium without name. I have not seen Callitriche as here, but will look out for it. No Isoetes grows in this State within my knowledge - I have Psilotum triquetrum var. found in a single locality in the lower country. We have Juncus rivers abundantly in the lower country but not here. I never observed the fact you allude to as to the union of the cotyledons. Have you Quercus Georgiana Curtis a dwarfish Oak I found at Staunton Va in Georgia many years ago, & sent to Dr Curtis? I am not aware it has ever been found elsewhere. I can send you specimens with the fruit

Your observations on the Pines are interesting, & call my attention to make more close observations. I took a good deal of interest in the Pines of our State several years ago when I was intent upon rescuing P. glabra Walt. from long & persistent neglect, & made examinations of the pollen, seeds & I will endeavor to get you the two species from below, & add what notes I may have on the subject.

The Transactions &c. & Semina have just come in today. Thanks you, I shall read your dissertations on Juncus with much interest.

You will be doing a good service to Botany if you can elucidate the genus Salix, & reduce the multiplicity of varieties to some intelligible form. V. vulpina is certainly I believe in its foliage, stem & inflorescence. The quality of fruit of course varies much, in color size & flavor. Of the trees of our best botanists prevail in reducing all the

0 1 2 3 4 5 6 7 8 9 10
cm
copyright reserved
MISSOURI BOTANICAL GARDEN

ster forms to Labrusca, aestivalis & candicans, then the task seems almost hopeless. I find them of all ranges & intermediate forms apparently; especially aestivalis (as I suppose) Dr A. P. Wylie of this state - (address Chester C.H. S.C.) has been very fortunate in hybridizing the grape, foreign with American, & has pursued his notes. You may be able to obtain interesting information from him on that subject

I am very respectfully
H. W. Ravenel

MISSOURI BOTANICAL GARDEN
GEORGE ENGELMANN PAPERS

Hy Ravenel

0 1 2 3 4 5 6 7 8 9 10
cm
copyright reserved
MISSOURI BOTANICAL GARDEN

1. marginata 2 secunda

Here is another form of G. marginalis which seems intermediate between what I call the "small" & the "large form" as distinguished on the labels, collected today June 26th. I find it grows with the others so that these differences cannot be owing to external conditions. I distinguish the three forms by slight very readily as they are growing. The chief difference I note are in the smaller form, smaller & more fewer stem, smaller parts - more contracted panicle heads 6 to 10 flowered, capsule ~~—~~ reddish brown more blunt or obtuse & longer than sepals in the larger form, a very large & open panicle, heads 2 to 3 flowered - capsule not so blunt or obtuse & about the length of sepals having a pumpkish tinge - the intermediate form is intermediate in size, in dense clusters, panicles moderately elongated - heads 6 to 10 flowered - reddish brown like the smaller form, but ~~not~~ shaped like the larger (not blunt) & having the sepals as long as capsule

As all these divergent forms tend to throw light upon a species relationships & I have collected them in quantity of the genus, & you may use them or not as you think proper. With the numerous specimens at your command from various counties, you can better able to judge of their value than I am.

Rusmell 1905

0 1 2 3 4 5 6 7 8 9 10
cm
copyright reserved
MISSOURI BOTANICAL GARDEN

MISSOURI BOTANICAL GARDEN
GEORGE ENGELMANN PAPERS

0 1 2 3 4 5 6 7 8 9 10
cm
copyright reserved
MISSOURI BOTANICAL GARDEN

Note to J. Marquette Holzinger

As you wish an exact description of locality, soil & local of collecting, I will state some particulars of our situation where we can use as far as the State border for our labels.

This section of country is known as the "Sandhill" region extending diagonally through our State from North Carolina on the N.E. to the interior Georgia on the S.W. It is mostly rolling, & the general character is that of barren sand hills in some places so poor that "a turkey may be tracked" in others moderately fertile. On the real sandy barrens the vegetation is somewhat peculiar the Pinus australis & Quercus Catesbaei (Sand Oak) making the chief forest growth. Ericaceae termentosum, Baptisia perfoliata, Vaccineae & Ceratiola ericoides &c constituting the undergrowth. Just here the country is much broken & valleys rapidly turned to Savannah river in a succession of hills & valleys. On most of the hill sides, the clay (common fuller's earth) & sand barrens to other moderately fertile. On the real sandy barrens

The small form of *V. marginalis* seems so constant in certain characters which distinguish it from the larger form growing here that I collect both kinds — the large form on June 14 & 15 & the smaller June 15 & 16. I note the following difference. The male form bloomed about one month earlier, my first specimens gathered sometime in early part of May & I now June 16 with mature capsules, whilst the other commenced blooming about ~~end of May or~~ beginning of June. The stems of the smaller form, are from 6 to 18 inches high, most generally single or with two to four in a cluster, weak, not flattened. Leaves with one translucent vein (midrib) whilst the other has 4 to 6 translucent veins besides the midrib. Panicle smaller headed 4 to 6 flowered. Internal leaves of calix shorter than the bluntly obovate reddish brown capsule (Comparison can be made of seed) I find it growing in some localities side by side with the larger form, & I distinguish them readily by the shape & colour of panicle & the weak small stem as well as the smaller size. Even when they approach each other in size comparing a large specimen of the one with male specimen of the other, the difference in appearance is marked

Specimen A collected June 16, 18, & 19 on my farm & also in rail road cut in front, in dark places

MISSOURI BOTANICAL GARDEN
GEORGE ENGELMANN PAPERS

0 1 2 3 4 5 6 7 8 9 10
cm
copyright reserved
MISSOURI BOTANICAL GARDEN

List of plants sent up for Dr Engelmann

Vatalla pravelenga A Br.
Utricularia Michauxii
Drosera longifolia
Rhynchospora cymosa
" Baldwinii
ramiflora
Grayii Kth
filifolia ? } ? on label & but on packet examination & on ratisbuid it is
divergens Chapm. not filifolia - need further examination
Eriocaulon Ravenelii Chapm. This plant has not been found elsewhere to my knowledge
I have three specimens & send you one
Eupatorium Ravenel Gray. I know of no other locality when this species has been found
Sclenia triglomerata
Lemna ?
Cyperus Iria Lin.
Agolla Caroliniana
Baptisia Stipulacea, Ravenel, very rare
Euphorbia cordifolia Ell.
Epidendrum conopseum
Pinus glabra
P. inops } & fruit
P. australis }
Carya myristicaeformis (fruit only)
Rudbeckia ? Porteri Grey
Quercus Georgiana Curtis - species established on my specimens
Quercus (near Q. cinerea)
Eleocharis simplex
Eriophorum Virginicum
Dyschoenus Curtisianus
Physalis

Juncus E. single specimen
Juncus F = an abnormal state of Rhynchospora Grayii Kth
Juncus tenuis single specimen

No. of specimens

Juncus repens — 265
J. setaceus — 134
" minor 100
J. pallescens.
v. fraternus ? 110
v. debilis 142
J. dichotomus — 125
small form 110
J. marginalis. large form 136
Do. intermediate 100
Do. small form = B 170
J. scirpoides D¹ — 120
Do D² 78
Do D³ 80
The above all alike but collected in different places
J. effusus

In view of the fact that I am subject of my last letter I am making collections of different things as I find them near me just by way of a beginning.
As I can always spare you a specimen, I will put into the package occasionally such as I think may be interesting. I am very fond of the Cyperaceae (except Carex) & look for them specially I see a fine lot of Rhynchospora newly named - would you like any of them? Say what orders or genera you like most, & I may send you some

0 1 2 3 4 5 6 7 8 9 10 cm
copyright reserved
MISSOURI BOTANICAL GARDEN

MISSOURI BOTANICAL GARDEN
GEORGE ENGELMANN PAPERS

1

O

LINA

NL.U.S.A. Assistan

tants.

0 1 2 3 4 5 6 7 8 9 10
cm
copyright reserved
MISSOURI BOTANICAL GARDEN

List of Plants sent to Dr Engelmann

Andropogon Elliottii
A. virginicum
A. macrourum
A. scoparium —
A. furcatum —
Acanthospermum xanthioides
Aster dumosus
A. patens
A. ericoides
A. concolor

Amaranthus hybridus —
A. spinosus —
Aristida dichotoma
A. lanata
A. gracilis
A ——— ?
A ——— ?

Apios tuberosa
Ambrosia artemisiaefolia
Asclepias verticillata
Aplectrum Caroliniana
Bo
Baptisia stipulacea
B. perfoliata
Bartonia tenella
Berlandiera tomentosa
Bidens bipinnata
B. frondosa —
Cenotriola ericoides
Crotalaria sagittalis
Cyperus flavescens
C. strigosus —
C. Iria
Carphephorus bellidifolius
Cassia occidentalis
C. nictitans
C. chamaecrista
Cratægus spathulata?
Cuscuta arvensis pedunculata
Carex virescens
C. aquatilis
Chenopodium album
C. anthelminticum
Cuscuta compacta
Chrysopsis mariana
C. graminifolia

Dulichium spathaceum
Desmodium Dillenii
D. tenuifolium
D. paniculatum
D. marylandicum
D. lineatum
D. viridiflorum

Dactyloctenium Aegyptiacum
Dorsena longifolia

Eupatorium album
E. teucrifolium
E. ammanoides
E. coronopifolium
E. hyssopifolium

Elodea virginica
Euphorbia maculata
E. corollata
E. pilosa
E. A. B. C.
Eragrostis ——— ?
E. pectinacea
E. capillaris

Erigeron Canadense
Erianthus contortus
E. alopecuroides
Eriogonum tomentosum
Eriosphaera virginica
Eleocharis simplex
E. tuberculosa
Eryngium Ravenelii
Epidendrum conopseum
Eriocaulon Ravenelii

Fimbristylis laxa

Graphalium polycephalum
Galactia sessiliflora
Gymnopogon racemosus
Gerardia purpurea
G. tenuifolia

Hypericum Sarothra
fruit H. fasciculatum
H. Drummondii
Hieracium Gronovii
Helianthus atrorubens
H. strumosus
H. angustifolius
Heterotheca autumnalis

Indigofera Caroliniana
Isolepis capillaris
Ilex amblyphylla

Juncus tenuis
Isnardia decurrens
Kuhnia eupatorioides

Lycopodium Carolinianum
L. alopecuroides
Leersia oryzoides
Lemna ——— ?
Lepuropetalon spathulatum
Lobelia glandulosa
L. puberula
L. Nuttallii
Leochia minor
Lactuca elongata

Liatris paucifolia
L. gracilis
L. scariosa
L. tenuifolia
L ——— ?
Lycopus virginicus
Ludwigia pilosa
L. linearis
L. palustris
Lespedeza violacea
L. hirta
L. violacea v. reticulata
L. (n. sp.) Stylosanthoides
Magnolia Michauxii
Mitreola petiolata
Monarda punctata
M ———
Muhlenbergia diffusa
M. trichopodes
Mollugo verticillata
Nabalus Fraseri
Nitella fragilis
Oxydendrum arboreum

Petalostemon compactum
Panicum gibbum
P. anceps
P. vernicosum
P. crus galli —
P. sanguinale
P. biliferum
P. ignavum
P. divergens
Pharbitis Nil
Polygala lutea
P. grandiflora
Pharnobios helvolus
P. viminalis ?
Pluchea bifurcata
Pl. foetida
Physalis lanceolata

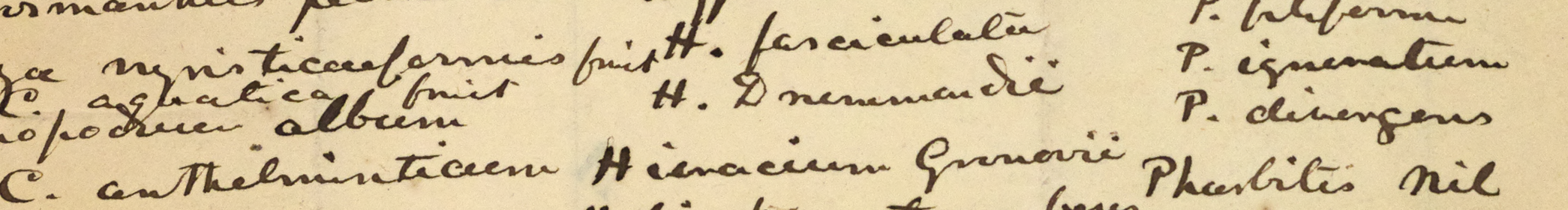

MISSOURI BOTANICAL GARDEN
GEORGE ENGELMANN PAPERS

360.53

40.53

CALLOO BAY

Isle Dernierre

M° A.1853

Lake Caillou

TERREBONNE BAY

Fort Livingston

Pt. Necessity

Four Leagues Bay

Oyster Reef

Caminada Pass

Caminada Sig.

Plum I.

Bay Champagne

Bay Terrebonne

Bay Timbalier

Bay Caminada

Bay Lafourche

Bay Barataria

Bay Chaland

Bay Des Ilettes

Bay Des Allemands

Bay Des Familles

Bay Des Chenes

Bay Des Cannes

Bay Des Ecores

Bay Des Oies

Bay Des Rigolets

Bay Des Pecheurs

Bay Des Petites Coquilles

Bay Des Grandes Coquilles

Bay Des Petites Oies

Bay Des Grandes Oies

Bay Des Petites Rigolets

Bay Des Grandes Rigolets

Bay Des Petites Cannes

Bay Des Grandes Cannes

Bay Des Petites Ecores

Bay Des Grandes Ecores

Bay Des Petites Familles

Bay Des Grandes Familles

Bay Des Petites Allemands

Bay Des Grandes Allemands

Bay Des Petites Chenes

Bay Des Grandes Chenes

Bay Des Petites Ilettes

Bay Des Grandes Ilettes

Bay Des Petites Barataria

Bay Des Grandes Barataria

Bay Des Petites Chaland

Bay Des Grandes Chaland

Bay Des Petites Lafourche

Bay Des Grandes Lafourche

Bay Des Petites Caminada

Bay Des Grandes Caminada

Bay Des Petites Timbalier

Bay Des Grandes Timbalier

Bay Des Petites Terrebonne

Bay Des Grandes Terrebonne

Bay Des Petites Champagne

Bay Des Grandes Champagne

MISSOURI BOTANICAL GARDEN
GEORGE ENGELMANN PAPERS

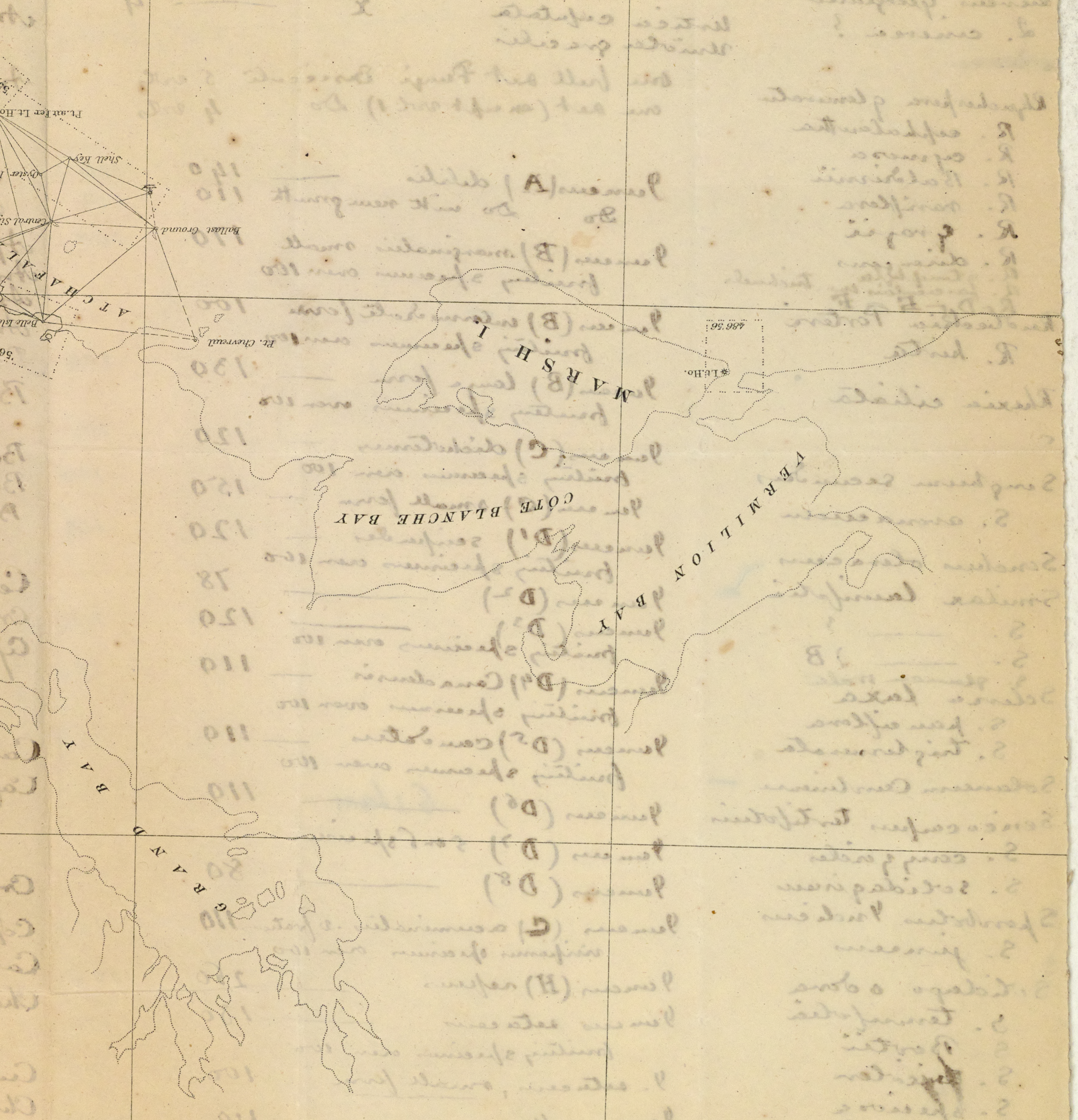
Ft. Jefferson
Ft. Barrancas
Pensacola
Ft. Pickens
Ft. McRee
Navy Yard
Ft. Barrancas
Ft. Jefferson
Ft. Pickens
Pensacola
Navy Yard
Ft. McRee

Paspalum laeve
P. latistafoliem
P. racemulosum
P. undulatum
Poa reptans
Platanthera ciliaris
P. cristata
Pinus australis
P. glabra
P. inops
P. mitis
Quercus Georgiana
Q. cinerea ?
Q. cor

Rhynchospora glomerata
R. cephalantha
R. cymosa
R. Baldwinii
R. ramifera
R. Grayii
R. divergens
R. stenophylla
R. fascicularis var. trichocarpa
R. D E F
Rudbeckia Porteri
R. hirta

Rhexia ciliata
c

Sanguisorba canadensis
S. canadensis
Sanicula canadensis
S. marilandica
S. ——— ? B
S. glauca Walt.
Scleria laxa
S. pauciflora
S. triglomerata
Solanum Carolinense —
Senecio tenuifolius
S. caneyanus
S. solidagineus
Spiranthes gracilis
S. junceus
Solidago odora
S. tenuifolia
S. Boottii
S. bicolor
S. speciosa
S. pulchella
S. altissima
S. patula
S. ——— ?

Salvia azurea

Trilasperis Americana
Triantispis amplexa
T. asplenioides

Trachystema dichotoma

Tofieldia pubens

Utricularia cornuta
U. subulata ?

Urtica capitata
Uniola gracilis

Viburnum ——— A
V. ——— B
V. ——— C

Xanthoxanthum sagittifolia
Xyris tenta = 2
X ——— = 1
X ——— = 3
X ——— = 4

223 species

One full set Fungi Exsiccati 5 vols
one set (except vol 1) Do 4 vols

Juncus (A) debilis ——— 140 100
Do Do with new growth 110 100
Juncus (B) marginalis small fruiting specimens over 100 170 100
Juncus (B) intermediate form 100
Juncus (B) large form ——— 130 100
fruiting specimens over 100
Juncus (C) dichotomus 120 100
fruiting specimens over 100
Juncus (C) small form — 150 100
Juncus (D') scirpoides — 120 100
fruiting specimens over 100
Juncus (D²) ——— 78
Juncus (D³) ——— 120 100
fruiting specimens over 100
Juncus (D⁴) Canadensis — 110 100
fruiting specimens over 100
Juncus (D⁵) canadensis — 110 100
fruiting specimens over 100
Juncus (D⁶) 6 stam 110 ?? 100
Juncus (D⁷) 5 or 6 specimens
Juncus (D⁸) ——— 80
Juncus (E) acuminatus & pratensis 110 100
viviparous specimens over 100
Juncus (H) repens ——— 260 100
Juncus setaceus ——— 130 100
fruiting specimens over 100
J. setaceus, small form 100 100
Juncus effusus ——— 110 ———

1900 2358 1500

N.B. Of the several doubtful plants in the above list I will be glad to have you advise when You have examined them & have leisure time to write

0 1 2 3 4 5 6 7 8 9 10
cm
copyright reserved
MISSOURI BOTANICAL GARDEN

Rec'd July 9th
Ans July 13

Aiken S.C. July 2nd 1866

My dear Sir Yours of the 15th ult. came safely to hand. I have been making good use of my time lately in keeping in a large stock for you. I have collected every thing I thought would be interesting without waiting to hear from you, as time is passing & I may be called off from the work. I have got some things which you may not want — if so you can throw them aside. I have collected ten in every case more than the 100 specimens (I suppose you mean to issue 100 copies of Herb. Jane) so that you might have a choice & be able to duplicate inferior specimens, but I only expect you to count them for 100 specimens. I have been very particular in getting all of a species or variety in one locality & as near as possible, so that there will be a certainty of their identity in each copy of the work. Before I proceed further, I have collected three forms of I. marginatus, the small & early form = B, the largest with large loose panicle & flattened stem, & an intermediate form. Now these three present differences enough for me to distinguish them at right angles from, though growing in the same locality & under similar conditions I find only the largest form with few flowered (2 to 3) heads, the others have from 6 to 10 heads. I will send them all with my notes made at the time. ~~If you don't wish~~ Then you don't wish to use, I shall not expect you to pay me for, more than the grants you have engaged. The truth is, that after an interval of 12 or 15 years during which I have scarcely looked at Phanerogams, I find my zest for them so far returned, since

I have been corresponding & collecting for you, that I walk out almost every day & take quite a pleasure in the work.
I have procured a fine supply of D. setaceus — & have also specimens of a dwarfed form, which I will send, but doubt if they are worthy a place as sufficiently distinct. I can find but one form of D. dichotomus, or rather I see both kinds that you mention but as far as I can observe this difference is owing to location I see the stiff rigid heads like tennis & those with bending or recurved branches, the former in higher & dryer soils, the other in more damp & richer soils. They so insensibly blend into each other, that I am satisfied here it is only the result of external causes, & no inherent differences. Besides D. debilis I have another form of D. pallescens in quantity, fine specimens
I have also a small form of D. scirpoides or allied species, collected in quantity. Have specimens now only in flower. I inclose one. If it is desired, I will collect enough of the matured heads to represent them perfectly in ten or three weeks time.
How shall I send these collections, & to whose order?
Some time ago I sent a package to Prof. Chadbourne of Mass: by Express with bill to be collected on delivery & his directions as to manner of making the remittance. I could send by Express, but I cannot yet make out a bill until I know what you will want among these things, nor their money values. If there any other mode which you might make the remittance to me. Please state in your next letter. I allude to this subject now, as I am looking out for business or employment of some kind, & should I succeed it may be necessary to close up my collecting operations at once as I could scarcely devote much time to them if I had other employment.
I have been looking over my package of Okanagan plants collected several years ago, & have taken out a number of things which I think will be interesting to you to send with the package — & will send to Pines at the same time
Yours very truly
W M Canby

Since writing the above I walked out & found specimens of D in another locality which I also inclose — & another thing which I am sure I have seen before, but have forgotten — marked H

MISSOURI BOTANICAL GARDEN
GEORGE ENGELMANN PAPERS

0 1 2 3 4 5 6 7 8 9 10
cm
copyright reserved
MISSOURI BOTANICAL GARDEN

Rec'd July 26th

Aiken S.C. July 20th 1866

My dear Sir The work in which I have lately been employed, that of collecting for you, has suggested a project which if it could be successful would be giving me a remunerative employment more to my taste than any other I can think of, whilst at the same time it would be a means of disseminating more widely a knowledge of our Flora. I wish to ask your opinion upon its practicability, as your knowledge of European botanists & their wants, would enable you to form a better judgement than I could. Do you think that among the botanists, Scientific Societies, Libraries &c of this country & of Europe, there would be a sufficient demand for such collections as I could make among the Phaenogamous & Cryptogamous (Filices Musci, Hepaticae, Lichenes & Fungi) as would remunerate me & give a living support. If the demand was equal to my ability to supply, I would feel no doubt of success, but I know very well that scientific men as a class are not wealthy men, & that their collections are generally made by a system of exchanges in Kind. Still I have thought that having so wide a field, there might be demand enough to make the work remunerative. If I had an agent or referee in Paris or London or some other central point who could receive orders for special collections & through whom the transactions could be effected, it would facilitate the matter Of late years, the plan of issuing exsiccata has been in favour

MISSOURI BOTANICAL GARDEN
GEORGE ENGELMANN PAPERS

one, & if too much expense is not involved in the preparation of the work, might be profitable. Of course I expect to collect-ions to be limited to my own individual exertions, & must therefore comprise only a local flora. Then

There are two modes in which this project could be carried out. One is, to make collections of every thing (Phaenogams & Cryptogams (as many specimens of each as were convenient) — label them properly & put them up in sets which may be offered, or portions of them only, if special desiderata are indicated. The other is to prepare determinate fascicles of certain families of plants, somewhat on the plan of your Herb: Texan. (except that it will not profess to comprise the whole of a genus) or Saltheim & Lasgenix Musci Boreali, or my Fungi Exsic. . This last would be attended with more expense, but could be made remunerative by offering the proper value to them, & provided there were sufficient demand to get them all off. My work on the Fungi has done but little more than to pay the expense of paper & binding & printing as I gave away more than half the copies. It might be got up in a less costly style. I merely throw out these suggestions as a crude outline of a plan which I would like to undertake, & upon which I would be glad to have your opinion as to its success as a remunerative occupation.

My last letter of the 2nd July is still unanswered. In it I sent you specimens of Juncus vaseyi marked H. I had just returned from collecting it, & though it looked familiar I could not readily locate it, having lost or mislaid an

Rec'd July 26
Ans Aug 12

other half sent to Gray

Aiken July 20 1866

some very dry specimens of that species. I collected on June 26th what I suppose is I. pallescens, var fraternus? in quantity Today July 20, I returned to the locality & found the plants giving a fine representation of the contamination of the axis of growth. Perhaps you would like a quantity of these also I enclose a specimen – if wanted, let me know immediately I forgot to say I had collected I. recurvus in quantity – which you can use or not as you wish. I saw one more specimen not yet in flower, which is probably I. scirpoides or some allied species, growing in clusters with stout stem, terete leaves, 2 to 3 ft high. It will be a week or more yet before I can get it in flower, & then some three or four weeks later before the fruiting specimens can be collected After that is collected I will then send off your package

I inclose specimens of (I. pallescens) Gr, collected July 20 Then it in quantity collected June 21. — also specimen of DC[3] which I also have in quantity

In addition to the collection of botanical specimens for sale, as alluded to above, I have thought I might do something in the way of collecting seed of our native plants (forest trees, shrubs & herbs) for the large seedsmen & dealers in Europe. You could advise me in this matter probably from your familiarity with European wants I know that some of the larger houses have agencies making collections of American seeds. If I could

do this in connection with the Atlas, it would be very desirable, as they would not interfere with each other. Let me ask your aid & advice on these plans.

I am exceedingly anxious to get some remunerative employment, & have been trying for a year past — but all kinds of business is so dull from the crippled condition of the country, ~~it is impossible~~ that already what little is doing, is overstocked with applicants & old business men thrown out of employment. Some such work as this, would be more to my taste & previous training & habits than mere mercantile business, in which I have no experience. I have been trying to find something to do for the Smithsonian institution & Bureau of Agriculture but they are filled — & I suppose a "Southern rebel" would be excluded by the test oaths. It would be very gratifying to me, to be able more to turn my botanical researches which I formerly pursued as a recreation, into a means of support. I can say also that all my late correspondence received since the war with my old & former friends, is quite gratifying to me, & gives promise of encouragement & aid next to my religious consolations & support. I have derived much satisfaction under these trying difficulties & trials, from the kindly feelings & sympathies exhibited by my friends

I am very cordially yours

H. W. Ravenel

MISSOURI BOTANICAL GARDEN
GEORGE ENGELMANN PAPERS

Do you take much interest in the Lycopodiaceae? I find on them lately, which must be either L. Bigelovii Tuck. or sp. nov. - Have you that species? ~~Chapman~~ Gray makes it a var. of L. inundatum. If you have no specimen, I will send it to Tuckerman when I write again, for his opinion. L. Carolinianum

0 1 2 3 4 5 6 7 8 9 10
cm
copyright reserved
MISSOURI BOTANICAL GARDEN

Rec'd Aug 1st near Aiken S. C. July 26 1866
Ans Aug 12

My dear Sir

Yours of the 13th inst came to hand
day before yesterday, happening on the road, one from me
sent off last Saturday. As I have some leisure time
than I could like to have, I reply at once.

I have examined your specimens of fungus on
grapes as well as I am able, that is with my
pocket glass. I am at present, blind, that is
in a Mycological or microscopical sense,
having dispensed of my microscope last winter for
my medical bill. I feel reluctant to part with
it as I have had it for 15 or 20 years & made
ale my investigations by its aid — & my good phys-
ician urgently urged to dispense me of it, until
I told him it would be a torment to me.
I have made very little use of the microscope of
late years, & did not expect to resume the
study of mycology. Most of my endeavors & effect
in work was done when I resided in the lower
part of the State, about 40 miles from the Sea board
My health failed & I came up to this elevated
hill region for its restoration, where I have been
living since 1853. In my old botanical grounds
we have a very abundant & interesting flora,
but here there are but few fungi. For the last
5 years, or during the war, I scarcely looked
into botany — & at its close, when I found I should
have to go to work for a living, I expected to lay
by all such luxuries & recreations. I found too
that the use of the microscope, or any long continued
effort, affected my health so much & so invariably
that I had to discontinue it. I am very much on that

account. It brought an nervous depression very similar to the attacks I had when my General Health broke down.

But to return to your Enquiries. Of course without an examination of the structure & metamorphosis it is impossible to designate the genus. I could not response it was a Nemaspora from superficial examination. You say it is destruction to the grapes Is it not manifestable that this Enquiry is the effect rather than the cause of the rot in grapes?

I see several different species on rotten grapes but I have never suspected them to be the cause of the rot. Decaying & dead fruit you know are a favorite matrix for many of these forms. From my observations upon them among my grapevines, of which I have a large vineyard, I am inclined to think that the rot in grapes is always caused by unhealthy action of the leaves

I have never made a microscopical examination of the grape leaf, but from its likeing a dry soil & dry atmosphere I infer the parenchyma is composed of numerous & closely compacted cells, with few air spaces & few stomata. The grape rot always follows a cool & cloudy or wet term of weather during the month of June or beginning of July, when the fruit of the berry is progressing & the seeds maturing. I suppose the leaves become overcharged with sap, from the absence of the light & warmth of the sun, & unable to discharge their functions, the fruit begins to decay. This is the first symptom Afterwards the leaves assume an unhealthy appearance & finally change color & drop off — & as a consequence the wood of that season is not as well matured & immatured

I am glad you are about to take up our North American grapes. No one who has been out in the woods & seen the numerous varieties or forms of this genus can be dissatisfied with the present arrangement. Old Major LeConte a few years ago, made a dozen or more species East of the Mississippi. Double or treble that number could probably be as easily made. & yet the present restricted to forty species some very strong divergencies to be blended. I find V. vulpina constant & without appreciable variation. The cultivated varieties of Scuppernong has an amber colored berry & greenish white tendrils, while the purple berries have purplish tendrils. I observe no other difference.

V. labrusca in wood & foliage is nearly human & varies but little.

V. aestivalis & V. cordifolia &c &c very very much — & I have seen specimens which puzzled me to refer to one or the other — though the extreme forms are far enough apart.

Since my last letter to you I have collected or you reported to me male specimens of V. Lincecumii with ripe & perfect fruit. It grows upon dry sandy

hill tops (about my home). I also collected
I. officinalis. I found a few days ago
a dozen or more specimens of what I suppose
to be the I. biflorus of Ell. growing in dry
sandy woods near my farm. Most of the plants
had 2-flowered heads. I looked very
carefully for more but without success.
Cole the Atlas grows in wet places on my farm
I am many flowered (4 – 20). I have three
forms of marginalis collected in quantity

If I could have 2 or 3 weeks in my
old botanical grounds below, I think I could
add several more to my stock.
I may be able yet to go down before the
season is over.

I am very truly yours
H. W. Ravenel

The attempt to have some
species of Yucca collected in Charleston is a failure
I received a few days ago 3 samples of the specimens, sent by
mail. On opening the package I unfolded a large
salt water grass of some kind about a yard long
the head cut off — I of course nothing to tell what
it was — probably a Scirpus. A stranger from
my flower making would have been as satisfactory
I wrote to the friend not to trouble himself any more
with sending them by mail
That hyperbolic I wrote about in my last letter is
I. Constricticaulis as I suppose, though I never saw it before
I enclose a small specimen

MISSOURI BOTANICAL GARDEN
GEORGE ENGELMANN PAPERS

0 1 2 3 4 5 6 7 8 9 10
cm
copyright reserved
MISSOURI BOTANICAL GARDEN

Rec Sept 3
Ans Sept 17

Aiken S.C. August 27th 1866

GEORGE ENGELMANN PAPERS

My dear Sir

I received yours of 12 inst, a few days ago. I have since heard from Gray, Buckman, Curtis & generally on the subject of which I wrote. The opinion of all agrees pretty much with the conclusion I had arrived at, viz that the work would be arduous & would exclude me from other occupations, which I do not feel inclined to relinquish unless I am certain to rely upon for an immediate support. It might do to help along with some thing else. I am under obligations to all my friends for their interest manifested in my behalf. The agitation of the subject has not been without good effects. I have been led into correspondence with Thos Meehan Editor of Gardeners Monthly of Phila, a very intelligent & liberal & nursery man, in correspondence with all the large European dealers in seed & plants & he tells me nothing much can be done in that way either, but advises me strongly to undertake a market garden & Nursery, as being highly profitable & also congenial to my former habits & tastes. He has also very kindly & liberally offered to aid me in making a start & I have decided to adopt that plan. I am now only hesitating whether to locate it up here or more down near Charleston where there are greater advantages. So the botanical collections & seeds were only the first steps which led me on. I begin to see some prospect ahead of making a living & I feel cheered & encouraged to go on. If I reach the goal of success I will remember that the first step in the ladder & the first suggestion came from my collections for you. Now for your letter

Do I read your writing aright, that Lamarckii original Tamaas pallescens is a "South American"

0 1 2 3 4 5 6 7 8 9 10
cm
copyright reserved
MISSOURI BOTANICAL GARDEN

6-andrews plant?

On receipt of your letter I went next day to get that specimen varied I. pratensis, but it was all gone, - dried away & dead. Pity! for I could easily have got you the 100. You will recollect I wrote to you that I had not collected it in quantity but would wait until I heard from you if it was wanted. I have put several specimens in your package for your herbarium.

The large & late Juncus vaseyi is at length in flower & I believe now there are two distinct forms of that. I violacea specimens. Juncus D(4) I collected in quantity on 24th about 2 miles off in an old mill head. Juncus D(5) grows on my farm but is not yet quite ready. The specimen inclosed is one of the most advanced & has a few open flowers. Besides the comparative of the heads, see the difference in the sepals - they are both 3-androus & both have toothed, knotted leaves, but D4 grows in more dense clusters & has a generally more rigid & stouter stem. I will collect D5 as soon as it is ready, in a few days.

I have Juncus D1 & D3 in pale quantities for +also to mature fruit ~~D2~~ & collected alo D2 about 75 specimens for you, but I think it identical with D3 and specimens but I think it identical with D4 & D5. in a more shaded place. There two last & whole I indeed only the heads, have stems 2½ to 3½ ft high I have an specimen of Lilis occidentalis in fruit but could only find leaves of Calurnica. I will get you C. vulpina. As I am now busy collecting bryophs commenced with a view of making them up for sale, I will put into your package a specimen of every thing I can, you want "every thing" of Thing I look especially for artemisia, Eupatorium & similar Xyris & very often pets. I enclose what I suppose is Carex canescens.

Yours very truly H W Ravenel

0 1 2 3 4 5 6 7 8 9 10
cm
copyright reserved
MISSOURI BOTANICAL GARDEN

Rec'd Sept 28th Aiken S.C. Sept 21 1886
Ans Oct 6

My dear Sir

Your letter of 7th inst reached me a few days ago. I am glad to have secured for you, & also to have added to my own collection, ten more distinct species which I had not before. My namies then & subsequent examination & classification, & in fact, legend-ary & descriptive as entering the number of stamens. A microscopical examination, as my time is pretty much occupied now in the collection — & drawing for the new series into good hands when they would be well cared for. But how do you get over that difference of number of stamens in plants being 3 anthers & Chapmans Candidates = 6 anthers. When this last D.s first attracted my notice it was so similar in appearance to D.d (& Canadense) that I supposed them identical. It was only after the plants developed that I saw they were differ-ent. And even now, superficially, they do not present as striking differences to the casual view as my two forms of P. marginalis.

However you will see all in good time, with my notes made at the time of collection.

I inclose some ~~them~~ seeds of Canadense D.d that you may see them — truly longicandates.

~~After the receipt of your last letter~~ The day after I dispatched my last letter to you, I went again to the locality when I got there ~~unfortu-~~ nately "& fraternes" & by dint of close search & picking out here & there, succeeded in procuring ~~one~~ two specimens, which will do to exhibit it in that state. I will mention here that in all that I have collected

0 1 2 3 4 5 6 7 8 9 10
cm
copyright reserved
MISSOURI BOTANICAL GARDEN

for you. I have been careful in getting the specimens from one spot & of the tufted or cæspitose kind, from a few branches growing close by so as to ensure identity of specimens, which I know is of first importance in a thing of this kind! And in the collection of printing specimens, I return to the same locality for a supply.

On the 19th I went to the old mill pond two miles off when I got flowering specimens of I Canadense (D4) in August, & succeeded in two good specimens of fruit. In a week or two I will get fruit of I. canadense D5, & then I can will be closed up for ten years

If I could have gone down to my old collecting grounds in the lower part of the state, I think I could have added several new species.

Whilst I have been, I am employing my time in making general collections for sale.

Mr Berkely of England to whom I wrote about my project, immediately on receipt of my letter inserted an advertisement for me in the Gardners Chronicle, & I have already had ten applications from Europe, one for plants & one for seeds. He tells me that such collections are worth 30/ per 100 — & Prof Gray says about $8 per 100 which is pretty much the same.

I have been out today collecting & find 3 species on my farm. One I think is I. tortuosa Smith but the other I cannot get local. I find after so long an interval since I have been looking into Pharmaceuticals that I have to do much of it again & also find many I have forgotten the species, & also find many

0 1 2 3 4 5 6 7 8 9 10
cm
copyright reserved
MISSOURI BOTANICAL GARDEN

things up here which I am not familiar with & which require time to ascertain.
However it is all pleasant work, & is like travelling as old ground often a long absence. It is good to have some such obstacle to divert the mind from the intensely game of politics. The political sky looks terribly overcast, but we here who have been living for 6 years in storm have got somewhat accustomed to such things. The rain are nearly passing. The storm is lowering over the North, & may burst in fury upon us in less than a year.

In one of your letters you say "send every thing". Do you mean literally, a specimen of every thing I am collecting? As my collections were on general, there may be many shells you would not care to have, except as to reference on South Eastern Flora. I am putting you instructions & laying by one of every species I Phanerogam I collect. I inclose ~~a few~~ small specimens of a few things I have lately collected upon which I would be glad to have your opinion. About ten or three weeks hence I will have your package ready for you. & will send it by Express

Yours very truly
H W Ravenel

I had almost forgotten
something which I have had in my mind
to ask you for, & that is your photograph

of. conta de visita ziye, kuclend ün
letter. Ih yen benüs ä ibem cebs, ä
mabi ne Agueleäi. Yuile esteem it
a jamen.

MISSOURI BOTANICAL GARDEN
GEORGE ENGELMANN PAPERS

0 1 2 3 4 5 6 7 8 9 10
cm
copyright reserved
MISSOURI BOTANICAL GARDEN

Rec'd Octob 24
Ans Nov 8

2 Letter of Apl 21 Proposal offers his Fungi at $6 per vol

Aiken S.C. Oct 18/66

My dear Sir Your letter of the 2d inst, came to hand a few days ago. That Lespedeza still puzzles me, — in this viz, that a species so abundant as this is, in & around Aiken, — & found by me also in the low country of this State several years ago (Specimens of which you will find in the box) should have been so long overlooked, unless it be a foreign plant lately introduced. If I am not mistaken, I sent specimens to Prof Gray several years ago, & called his attention to its characters. In my Mss catalogue of decussions since that time, I had forgotten it, until it turned up here again. You can readily ascertain by reference to the Pandoreæ if it is a foreign species. I started with my copy of De Candolles Pandoreæ & Kunths Enumeratio Plant. last winter under peculiar, — & now have not the means of examination. It is clearly distinct, & far enough removed from any described American species of Lespedeza. Though not generally diffused it is very abundant in certain localities, which cause suspicions of its foreign origin viz about the streets of Aiken, along the Rail road, near Road sides & on my farm covering sometimes large patches & on no gets square. It is strictly prostrate except when very much crowded, on rich & damp soils when the branches become ascendent. The same remarks as to diffusion will apply to Acanthospermum Xanthioides

I have now come to the end of the collecting season, — & will send off two large boxes for you in a few days by Express. I have had on the whole a pleasant summer of it, though I had to take long horse walks occasionally. The revival of old acquaintances & now & then the sight of something new to me, kept up a lively interest. I think I have also two or three undescribed species. You will find several things in the box of which I am doubtful. There I have remarked in such a way, that I can understand your allusion to them. When you have made an examination I should be glad to have your opinion upon them

Since my last letter I have added three more forms of Puccinia viz $D^6$, $D^7$, $D^8$, the first & last in quantity. My notes accompany the specimens, so I say nothing of them here.

In the boxes you will find one full set of my Fungi Exsiccati nine vols, & another with the exception of vol. 1, which I cannot furnish, making nine volumes, which you ordered early in the summer one for yourself & one for the Missouri Bot. Garden. The specimens were well poisoned, & the vols. sealed up as soon as completed. They have not been opened since, but those which I have opened at various times, have all the specimens well preserved. They will need looking after occasionally, — & if troubled by insects, a wash of Corrosive Sublimate dissolved in Alcohol applied to the specimens with a pencil or brush, will destroy them all. These volumes I am now selling at $8 per vol. Last winter I sold at $6, but the depreciation of the currency & the very high prices of articles of necessity, just then, induced me & the public in receiving the price. I cant recollect whether I offered them to you at $6 or 8, but whatever it was, that at which they were offered will be the price.



with respect to the other collections. I am at a loss what terms to fix
You said in one of your early letters ordering them things "You will permit
me to pay you the amount you will specify for these collections — & please
let me know what I owe you". I would prefer leaving it to you to affix
a value after you have seen them. I have distributed many thousands of
plants, some in exchange & some gratuitously, & was always contented with
my work as a "labour of love". My necessities never induce me to
accept your offer of compensation, but the number is so large, that
the ordinary terms at which I am offering my collections would make
too formidable an amount. Believe me when I say, I will be perfectly
satisfied with what you think a fair value. I will add this as an in-
-dication of my wishes. If you design dispersing of the species of your work
"Herb. Juncorum" &c (or many of them) so as to cover the expense of publica-
-tion, I will feel better satisfied at receiving what may be considered
the full value of the collections — but if you do not expect to sell any of
the species, I would be unwilling to encumber a work designed for
the advancement of Botanical knowledge with heavy extras to its author
So, my dear Sir, in this blundering way in which I have expressed myself
you will see I am like the poor apothecary in Romeo & Juliet
"My poverty but not my will consents"

Among the miscellaneous plants, you may find some things
not wanted. For that case throw them aside. Of Miscellanea there are
about 220 species, — of Juncus are 2000 specimens, not counting in
the mature fruiting specimens. The amount you can transmit
to me by a check on New York, which is always negotiable

I found fruiting specimens of Pinus mitis a few days ago, & have placed
them in the box. I regret not having been able to get P. serotina
especially as Gray & Chapman are inclined to reduce the species,
(which I consider a good one). If life is spared, I will make an
effort next spring either to go myself or get some one to collect
flowering specimens.

I do not expect to issue any "published sets" of
plants as you infer. My collections are simply offered as specimens
of scattered plants at the rate of $8 per cent; as far as they go. & to the num-
ber that may be ordered. They will be labelled & placed between sheets
of ordinary paper when about to be delivered, as is usual in sending out
such collections just as I have done with yours

Thank you for the favour of your Photograph. I have
no copy of mine to send you in return now, but whenever it is taken, you
shall have one.

I enclose a list of the collections sent in the two boxes

Very respectfully Yours
H. W. Ravenel

I hope you will not forget me when the last portion
of "North American Fungi" is published — I need
scarcely add that
will give me pleasure to serve you in any way
I can at any & all times

I have a cabinet of minerals & fossils & recent shells
The minerals labelled & sent to me by Prof. C. U. Shepard — The
& fresh water species — the fossils from the Eocene & later formations of this & other
any of your scientific societies or individuals in St Louis must reach a thing

that you wish to obtain of
recent shells from our coast
& other

MISSOURI BOTANICAL GARDEN
GEORGE ENGELMANN PAPERS

0 1 2 3 4 5 6 7 8 9 10
cm
copyright reserved
MISSOURI BOTANICAL GARDEN

Rec^d Nov 26

My March 6 1867 Aiken S.C. Nov 19 1866

My dear Sir

I received your letter of the 8th inst with check for $140. inclosed, on Saturday last soon after I sent one to the Post office for you. I write again to acknowledge the receipt of this. I have had the check cashed without difficulty. I am entirely satisfied with the amount you have sent, & it has rather exceeded in some respects what I had expected. But your criticisms have given me some disquietude, & you must now screen my defences. I have really tried my hand to get you good specimens, the best always that I could. The incentive to exertion throughout the season, has been to furnish such a set of plants as would afford a fair illustration of our species here, & I have laboured very diligently towards that object. With respect to most of persons of the specimens, I gave them such an amount as I thought sufficient, without disfiguring or crushing too much. It is probable that they have become more open from natural elasticity, after coming from the press, & remaining piled up simply in sheets in a dry atmosphere. I gave the exact number of specimens of each species or variety simply for your convenience, not expecting they were to be counted for more than 100. I found from experience in keeping dried Fungi Exsiccati, it was necessary to know in every case the number of specimens, so that I could duplicate inferior specimens, to the extent of the surplus. This I thought would facilitate your labours. You will remember that you gave me a list in the early part of the summer of such & such species you wanted here. When later in the season you included I suppose to the whole form of Dichotomies, it was too late to get

MISSOURI BOTANICAL GARDEN
GEORGE ENGELMANN PAPERS

better specimens. You must also bear in mind that when I commenced collecting in the spring, it was ~~this~~ starting in a new & untried field. I had never made special collections of Phanerogams before, & did not know what & where to find or when to look for them. As soon as any new species was discovered it was at once secured. In that way I ~~may not have~~ collected D. dichotomus, & afterwards found it so abundant that I might have got better specimens by waiting. I. fraternus was only discovered after flowering & maturing of the fruit. For I. canadensis & I. repens, I had to walk 2 or 3 miles to an old mill pond, & if they are not as good as they ought to be, you must blame the hot blazing sun I had to face. That days experience nearly knocked me up altogether.

If you do not issue the Herb. Fung. before another season, (I suppose even if you make a start, you will not have to enter two copies perhaps) I wish you to make out a list of such species & varieties as you wish strengthened with more specimens or even to the extent of their entire number, & if my life is spared, I will collect again next summer, with the aid of the experience I have had of their "terms & localities". I wish this as a satisfaction to myself, & to gratify the interest I feel in giving you a good representation of N. C. Fungi

With respect to these Carmichaelias, you said "send every thing" — & I took you at your word — but you remember I said also that there were any things you did not want, to throw them aside. I regret your disappointment at the quality of the specimens the more, because I think you were induced to take many of the things in order to give me a helping hand. And besides, I have always prided myself somewhat

on the good qualities of my specimens & the manner of their preparation
Make me that list of your desiderata at your leisure, & I will
try next season to replace whatever may not be thought fit for
your work.

You wish me to state "what are the more common, conspicuous,
or interesting & characteristic plants accompanying the different forms of
Juncus" I think I have stated something of that kind in some of my
notes, but I will do so again from memory

J. effusus – wet places – with J. canadensis, Scirpus Eriophorum, Eleocharis tuberculosa
Rhynchospora cephalantha, R. glomerata, Sarracenia rubra, Helonias & Pontederiaceae

J. setaceus – wet places. with Lycopodium Carolinianum, Xyris (smallest species sent) Utricularia
Scirpus Eriophorum – Eleocharis obtusa. Juncus debilis

J. debilis. damp ground. with J. canadensis, Rhynchospora glomerata, Juncus marginalis
Xyris — ? (small form) Cyperus strigosus

J. repens. damp ground. with Xyris (small form) Utricularia subulata, Drosera longifolia.

J. marginalis. wet places. with J. debilis, J. canadensis, J. dichotomus, Xyris tenax
Fuirena squarrosa, Cyperus flavescens

J. dichotomus – common form – low ground – more generally different than
any other species & therefore with more mixed accompanying
plants. The small form on dry sandy soil with Orontium aquaticum
Sabbatia brachiata, Xyris indica & S. ~~setacea~~ juncea

J. scirpoides D' damp ground. with Rhynchospora corniculata, Lycopodium Carolinianum
Xyris (small form) Fuirena squarrosa, Gerardia pinnata

J. scirpoides D³. damp sandy soil, with J. dichotomus, Cyperus flavescens

J. Canadensis – wet ~~place~~ boggy places. with J. effusus, J. fraternus
Eleocharis tuberculosa – E. simplex – Sarracenia rubra & Pontederiaceae
Scirpus Eriophorum, Magnolia Michauxii, Fuirena squarrosa

J. canadensis. wet places (pine lands). with J. dichotomus, J. debilis, J. marginalis
Xyris (small form) Fuirena squarrosa, Sabbatia lanceolata
Leersia oryzoides, Andropogon macrourus, Carex glaucescens

J. fraternus. wet boggy places. with Eleocharis simplex, Scirpus Eriophorum
Sarracenia rubra & Pontederiaceae

Have the last part of your monograph on Juncaceae published in Proceedings of St Louis Acad. of Science, been issued yet? If so will you remember me when it is published. You sent me the first part some months since.

Yours very truly
H W Ravenel

I scarcely think it necessary to make any comments on the specimens sent, beyond the notes which accompany each set. They give you the means of comparison with the other specimens from you obtain from other quarters, & will enable you to come to a more satisfactory conclusion.

$D^1$, $D^2$ & $D^3$ are 3 different forms of 3. scirpoides — $D^1$ being distinct from the others, which 3 think are identical $D^5$ is undoubtedly Chapmans 3. caespitosus, agreeing well with his description except in number of stamens which you say are variable.

$D^4$, $D^6$, $D^7$ & $D^8$ have some points of resemblance & some of difference They all have long tailed seeds & are all 3-androus except $D^6$ which is 6 androus.

$D^7$ (only a single cluster) flowered early in Aug & with, almost a month before $D^4$ — $D^8$ I found for the first time on Oct 8 growing in wet places on my farm with 3 caespitosus

The latter 3. caespitosus I find very abundant on my farm, & in wet Pine land branches in the adjoining woods, readily distinguished at a glance by the lesser panicle & the very dark colored capsules

H W Rennel Nov 1866

0 1 2 3 4 5 6 7 8 9 10
cm
copyright reserved
MISSOURI BOTANICAL GARDEN

ASTER SACCATUS. FRIES.

ad terra lignosa, circa truncos.

OCARPUS VERNICOSUS. LINK.

*Diderma vernicosum. Persoon.*

*Leangium vernicosum. Schwein.*

ad ramulos, folia, &c.

)IDYMIUM CINEREUM. BATSCH.

in graminibus.

IACHAEA ELEGANS. FRIES.

D. leucostyla. Schwein.

ad ramulos, folia, &c., in sylvis.

CORIAS SPONGIOSA. FRIES.

*Botrytis? spongiosa. Schwein. Syn. Car.*

ad ramos et folia, praesertim. Fagi et Alni.

ILBUM CINNABARINUM. MONTAGNE.

truncis dejectis Aceris.

POROCYBE CALICIOIDES. FRIES.

in rimis corticis Populi.

93. ÆCIDIUM PINI.

*Peridermiu*

ad folia Pi

94. ÆCIDIUM CUMI

foliis Cimci

95. PUCCINIA XAN

foliis Xant

96. PUCCINIA ACUI

*Puccinia*

foliis Podo

97. PUCCINIA AMO

foliis Amo

98. PUCCINIA VER

foliis Verb

99. PUCCINIA GRA

in gramin

100. UREDO RUBIG

foliis Hor

MISSOURI BOTANICAL GARDEN
GEORGE ENGELMANN PAPERS

0 1 2 3 4 5 6 7 8 9 10
cm
copyright reserved
MISSOURI BOTANICAL GARDEN

Rec'd April 12th

April 17 1868 Aiken S.C.

My dear Sir — your letter & the Herb. Venus came together yesterday — the latter in good condition except a slight opening of seam from the Post office. I was delighted to see it — & immediately got into the contents. Variety nine species & well marked varieties of Yuccas in the U.S.! Pity you had not completed the century. I know I could add one or two more, if I could write & string enough to go on my old botanical grounds on the Savannah. The package is quite neatly prepared — & there is a pleasurable interest in looking over such well prepared, well studied & thoroughly revised specimens of a perplexing vegetable genus. To say, thank you for the beautiful present is unnecessary after saying how much I value it. I hope you may do the same service for the Grapes when you return. I have never been satisfied with the present arrangement. Labrusca & vulpina, perhaps are fixed & definite, but between Aestivalis & candicans I see forms which are very puzzling — intermediate & even divergent. I fear I can do you but little service however among the Grapes & Pines. I have been very much of an invalid this past winter, scarcely able to leave the house. On these dry sand hills around Aiken there are but few wild grapes, & I am not able to go from about the deep underbrush swamps where the Scuppernong, when I formerly knew such variety If I am ever there in the season to get Pines vegetating or P. flexilis, in flower or in fruit, I will certainly not

0 1 2 3 4 5 6 7 8 9 10
cm
copyright reserved
MISSOURI BOTANICAL GARDEN

replace it.

"Away 15 months"! a vast period in these fast times when the political fly wheel is making such rapid revolutions. I wish you a prosperous voyage, a pleasant visit to the old country & a safe return home.

Very truly yours

H. W. Ravenel

MISSOURI BOTANICAL GARDEN
GEORGE ENGELMANN PAPERS

0 1 2 3 4 5 6 7 8 9 10
cm
copyright reserved
MISSOURI BOTANICAL GARDEN

Rec April 25th
Ans April 26

Aiken S.C. April 20 1870

My dear Sir

Your letter of 20 ult has been received, & have by mistake & carelessness destroyed specimens of Pinus in flower. I am just now disabled from doing much walking, but I sent my son yesterday to ten miles from which we got ten cones of P. serotina in Nov. last (specimens of which I sent you) & he got me ten specimens which I send now. If you ~~can~~ ~~can~~ can have wished rotten too long — the female flowers looks rotten & advanced, but the staminate ones seem to be in good condition. We examined ten trees about ten inches age, & two flowers on ten only yet developed. I believe they may serve your purpose.

I also inclose a specimen of Juncus tenuis Willd. from a small tree near the large one, which shows the three leaves. This is quite interesting in

0 1 2 3 4 5 6 7 8 9 10
cm
copyright reserved
MISSOURI BOTANICAL GARDEN

elucidation of Alaskan races on the subject.

I enclose also specimens of P. viridis procured yesterday in flower.

Pieris shows little, does not grow near me, but I wrote to my botanical friend two weeks ago, who lives on the Seaboard (, where I formerly lived & made my collections) & requested him to procure specimens in flower. His health is very feeble at present, but I hope he may be able to do it & procure them for me.

If he succeeds, I will send them at once to you. I planted out seeds last Nov & have one or two green very plants up & growing If they do well you shall have one next winter.

You allude to flowering specimens of "P. australis" sent you by Canby, as if they were new for the first time. Did I not send specimens two years ago, when I was

collecting Fungi & then they go
for! I am sure I need not urge
as I collected a number of them for
them very before.

very truly yours
H W Rankel

Can you put me in communication
with any European Algologist who
would like to have American fresh
water & tree species of Algae
There is a line unexplored field
here after such for the Desmid-
Conjugatae, & I would like to give
a helping hand to one who is study-
ing the subject. I have been collecting
for Dr Wood of Phila. but I think
he is giving up Botany, finding
it necessary to devote himself more
to his profession. I know of no one
else in this country who is studying
the Algae.

0 1 2 3 4 5 6 7 8 9 10
cm
copyright reserved
MISSOURI BOTANICAL GARDEN

MISSOURI BOTANICAL GARDEN
GEORGE ENGELMANN PAPERS

0 1 2 3 4 5 6 7 8 9 10
cm
copyright reserved
MISSOURI BOTANICAL GARDEN

Rec'd May 9th
Ans Saturday

MISSOURI BOTANICAL GARDEN
GEORGE ENGELMANN PAPERS

Aiken S.C. May 4 1870

My dear Sir

Your letter of 26 ult came to hand on Saturday, — & not being well enough to go out, I sent my son again to the town for Pinus sentinea — & specimens which I will mail today for you.

I made no mistake, as you suppose, in confounding last & pungens comes with there & ters pungens. I sent the young (shoots) at the tip of last year's growth which are as long as the leaves, & the leaves are as stiff as pungens. I have two specimens & send today of P. serotina & P. rigida with three years growth "apical protuberance" If I were only well enough to go out into the woods I would like to examine the otter Pine also around here. My P. australis seeds, & taeda. With respect to sentina & rigides, as I understand the matter, the manner of growth is as follows

0 1 2 3 4 5 6 7 8 9 10
cm
copyright reserved
MISSOURI BOTANICAL GARDEN

At the close of the growing season, or when the axes of growth are terminated by a long cylindrical bud (1) which remains dormant until spring. This bud encloses the growths of the following season just as a grafter bud encloses the leaves & clusters of the following spring.



On the approach of warm weather, the bud begins to elongate & develops itself into a terminal growing axis & about the time they are represented in figure 2. a = female cones of this season just after flowering

b = cones of last year '69

& which will mature in Nov. 1870

You will notice from the specimens sent how much more rapidly the axial or longitudinal development is than that of the lateral (phyllomic shoots or secondary leaves, so-called). And in connection with them, let me call your

0 1 2 3 4 5 6 7 8 9 10
cm
copyright reserved
MISSOURI BOTANICAL GARDEN

attention to the imbricate scales on the young parcicles, a point dwelt upon by the Leaf system, & I suppose allowing in their arrangement, the phyllotaxy of the branches & the cones.

I suppose in nature y these species, can frequently be called terminal for here on the young cones placed on the sides of the shoots & at wide intervals apart.

You ask, why is P. serotinus called the "late" one. I have never seen such conspicuous description of the species, but the clue to the name is to be found in Parish: Flora, where he says of this species. — "This & the preceding (viz P. insignis) ripen their seed only after the second year" All the Pines that I know, ripen their seed in 18 months (2 years - so-called). Does Parish mean that P. serotinus takes 30 months! I see no evidence of it.

I told my son to look out for them

"adventitious shoots" from the bases of the trunks. He says there are one of the trees of P. serotina — but we are little under the impression that we have also seen them in other trees — viz Caiden & miles. We will look further into the matter

Yucca filamentosa is indigenous here & J. aloifolia (as I understand it) is cultivated in Nitens. I will send specimens in flower & afterwards in fruit. I have dry ripe fruit to send on the Seabrook mean Beaufort (Elliotts ground) to look out for J. gloriosa & J. recurvifolia — & to send specimens in flower & fruit.

I am sorry that I can write no more but the pain makes me to tremble so I can write this letter. I have just received in the Doctors hands, & have been pretty much confined to the house for the last 3 or 4 weeks

P. serotina collected May 3d
P. virginiana " Sept. 30th

Yours &
H. W. Ravenel



Recd May 24 14
Ans 1 2 3 L

Aiken S.C. May 18 1870

My dear Sir

The Pine question is becoming interesting & exciting — but alas! I can do nothing for you. I would like much to go out in the woods & find the answers to these various questions which are still unsolved but I am bound in fetters which I cannot break. For seven or six weeks I have been suffering from a malady which has troubled me at intervals for many years past — a constant soreness amounting at times to acute pain in the lower part of the abdomen My physician thinks it is in the muscles of the muscle intestines. I have been liable to it returning after any long walk or any great bodily exertion, but generally rest for a few days has generally sufficed to set me right

This attack has lasted much longer & has made me very weak. I find it difficult to get about to the house. You will understand from this, (what I am well aware of,) that it is a serious matter & the chances of recovery are doubtful. I mention these things to you, as by your profession you can familiarize me to "ills that flesh is heir to" — & you can see, if the will is there, the ability to do, is wanting. The Lord will be done. I am quite satisfied & content with whatever He may dispense to me, as He knows best.

With respect to the period of making fruit in P. santana, I will state all I know about it. Last October I sent a box with my son Henry, who by the way, is collecting & studying botany in the interests of Calvin on the farm to get Pará seeds for Ag. Department. He collected from this very tree from which

MISSOURI BOTANICAL GARDEN
GEORGE ENGELMANN PAPERS

0 1 2 3 4 5 6 7 8 9 10
cm
copyright reserved
MISSOURI BOTANICAL GARDEN

I have been reading for however as it seemed most accessible. One of the things which I brought home, & which is very helpful me, presents their appearance




Oct 16
1869

I drew it exactly as it is. On referring to some notes taken at the time & transcribed the following. "I found one bough" (which is that above) "with the pale green cones of 3 different years (— & as the appearance (No 1) over pale green & must have been the flowering of 1868, the No 2 (No 3) must be of 1866 = 4 years ago" "of those that the youngest (No 1) is green (alive) like those of the 2 years, & those below (Nos 2, 3 & 4) are pale chestnut colour" Now at that time I thought it seemed to have the period of maturation to be five or to three years, but two distinguishing elements have appeared as the cone to make it

0 1 2 3 4 5 6 7 8 9 10
cm
copyright reserved
MISSOURI BOTANICAL GARDEN

doubtful — 1st the peculiarity of the specimens to have abortive cones on both growths. When I brought home the branch, I expected all the cones to open in a few days & shed their seeds. They have remained closed, & are abortive. Now the suspicion is that Nos 2, 3 & 4 may have been abortive cones remaining over from previous years — & yet they had a bright healthy color & not the wasted stained appearance of old cones. 2nd One of the specimens sent you last, contains two distinct sets of cones of 1870 — viz apical & lateral, developed & several inches of growth — Which fact may serve to bring together some of them which are developed.

I think that by a critical examination of the trees during the summer months, when the cones are ripe & green, this question might be solved.

I will state in reply to your question 6th P. taeda is not very closely allied with contorta", that at a distance they may be confounded, but the cones are very distinct. I had about a bushel of cone

Nov: May 21 1870

Kind during seen each stem in bottle
& although the two varieties intermixed,
stem ones no difficulty in separating them.
The seeds also are different.

Another matter. I am well aware of
the fact which you mention, that each
year shoots may be distinguished by
its beginning with a large number of bud-
scales below the secondary leaves are de-
veloped, & yet I have before me a
specimen which seems to contradict it.
This is one of the three specimens last
obtained, (two of which I sent you)
Here is a drawing



The very core of 1869 is seen below among
the leaves, the two cones of 1870 are apical
about one inch above the commencement
shoot of 1870 in the very short, there is
a space of about 1½ inches containing bud
scales only (positions you could exhaust

MISSOURI BOTANICAL GARDEN
GEORGE ENGELMANN HERBARIUM

0 1 2 3 4 5 6 7 8 9 10
cm
copyright reserved
MISSOURI BOTANICAL GARDEN

to find a fearing two periods of quite
that space will be always been of leaves
& by autumn would both take ten
ordinary divisions of periods of quiet

Well I have done about as
much as a sick man can make
do at an sitting, & so will send
you these rests to crack. H/ I
can an able & will go at to relate
them questions for my satisfaction
as well as yours

very truly yours

W M Rachel

I have written to four different persons
about Paris plants, but have nothing.

MISSOURI BOTANICAL GARDEN
GEORGE ENGELMANN PAPERS

0 1 2 3 4 5 6 7 8 9 10
cm
copyright reserved
MISSOURI BOTANICAL GARDEN

Recd Sept 16/14
Ans Oct 1st 18

Aiken SC. Sept 12 1870

My dear Sir

I have not heard from you since my last of June 13th, but I write now to say, I think I have ascertained pretty conclusively that Pinus serotina matures its fruit in 8 months as the others called "American" species.

My son went out on 23d July & brought back large bruches with many cones in various stages of growth. The cones of 1869 were in full growth (& at that date were more than 2/3 grown) & while undoubtedly in full grown, & mature the ~~were~~ contents.

A friend on the Seaboard who has also been investigating the subject for me, sent me drawings & description of the fruit & the different

genus, & his observations (very extensive)
corroborate mine here.
I am sorry he sent me them is
full proof of the fact. Doubtless the
frequency of these abortive cones" on
the species has given rise to the
supposition that it reproduced a
longer period — the abortive cones
being supposed to be sound & growing
I inclose the list of papers. The drawing
will explain when was a sketch
of me to explain about the
quota of different seasons & that with black ink made from
a specimen, shows (in June) the
year's growth of '70, the greater green
part of '69 & the two cone of
'68. The abortive cone differs
explains the cause of frequent
the
daughter. Had it not been there
it might very readily have

) been supposed that the cases of
'68 & '69 were yet taken &
to them.

I think that question may
be considered settled

Where you have examined the
Texan fence, I shall be glad
to hear your opinion

I am very truly
H. W. Ravenel

MISSOURI BOTANICAL GARDEN
GEORGE ENGELMANN PAPERS

0 1 2 3 4 5 6 7 8 9 10
cm
copyright reserved
MISSOURI BOTANICAL GARDEN

Rec'd Oct 28
Ans Nov 14

Aiken S.C. Oct 24/80

My dear Sir

Your letter of 18th inst. came to hand a day or two ago. I will keep in mind your request about Jacca de los Pinos. I think it would be well for you to get into direct communication with "my friend on the Coast" Dr J. H. Mellichamp of Bluffton S.C. He is an intelligent observer & seems always very willing to aid in ale such inquiries — & although not a very [illegible] a botanist, he knows many of the plants around him. He is near Ellicotts grounds (Beaufort) & might have to wait many days, & intervals. I have got from him Pinckneya pubens, Nyssa capitata, Sageretia Michauxii, Ilex Dahoon & some other interesting things. He writes that he has sent a package to the Pines he could find, but &

0 1 2 3 4 5 6 7 8 9 10
cm
copyright reserved
MISSOURI BOTANICAL GARDEN

have not yet received it. If there is any thing that I think will interest you, I will share with you. I can share you a very nice copy of Pines Alaska, one of price I have received from need this season. You ask a set of my Lichens, "well selected characteristic & named & arranged according to present ideas" &c

I will state at first time, so you may decide. I have been collecting Lichens since I lived in the Cascade country 15 or 20 years ago, & sending to Tuckerman &. Although I have given time to special study, I have become tolerably familiar with the local species. Lately Tuckerman has been good enough to go over my entire collection & give me his views on the species as he has expressed them in his "Genera of N. Am. Lichens" now just going through the press. My collection is named in accordance with these Species

MISSOURI BOTANICAL GARDEN
GEORGE ENGELMANN PAPERS

Back I must in justice to Prof Tuckerman, say
this — that in the Macroscopic Species, (those
requiring an examination of Specimen into a
high magnifying power) I cannot hold him
responsible for what I send out. He can only
be responsible for the Specimens he examines.
This of course also applies to any & all
things which are named by members.
& do not directly pass under the microscope.
I have however and every Specimen
& I think my species will all be correct
I have made up 6 sets, two of which
are already disposed of at $10. per 100
My next set contains, of S. C. Lichens 129
" Pertusa " 33
total 162 = $16.20
They are all put up in paper parcels with
names, & locality of collection, & they can
be systematically arranged by reference to
Tuckerman's work as soon as it is found.
In my Herbarium, I have all my Specimens

mounted on squares of stiff white paper & there can pinned down to the leaves, so as to be easy of examination. If I had the right kind of paper on could get it here, I could offer to mount the specimens for you

I shall not send, until you decide after the above statement. If you still wish to have the set, say if I must send by Express, or take the risk of the mail. If by express, I might send the Picris glabra.

If my health improves as it has done lately, I think of making a trip to Florida, provided I can see the probability of covering my expenses by making collections. For no one can Pharmacy, but the Cryptis would yield a good harvest. If there any thing I can do for you there? I am only inquiring now, so as to understand about it, when I come to decide whether to go or not.

I enclose flower & bilig leaves of J. filamentosa which I have examined. The leaves are given to seven plants, some of which (the longest) are obtuse & the stems more pointed. I have not yet seen any fruit of it. that season

very respectfully
H W Ravenel

0 1 2 3 4 5 6 7 8 9 10
cm
copyright reserved
MISSOURI BOTANICAL GARDEN

Rec Nov 25
Ans Dec 15

Aiken S.C. Nov. 21/70

My Dear Sir

Your letter of 14th reached me a day or two ago — & as I have just-lately received ten box of Pines from Dr Mellichamp, I have been making up a parcel for you to go by Express — & hope to get it off in a day or two. You will find some herb. specimens of Pinus Rigida, serotina, Sargenteii Mechanicii Aciculata longifolia, Gardoniia Lasciantha Pungens tripetala & a leaf of Juncea glo mosa, all from Dr Mellichamp. He has so far been enable to get fruit, but promises to look out.

Of ten Pines he has sent me, I have selected all such of ten best specimens as I think will be interesting, making such remarks as appeared necessary. I send also Pinus pun Aiken, every thing botanically labelled & explained.

0 1 2 3 4 5 6 7 8 9 10
cm
copyright reserved
MISSOURI BOTANICAL GARDEN

The seeds are packed also in the same box — also some 30 to 40 Persian plants which I would be glad to have given Spencer. If you find many of these Mentha that I am not familiar with My own membered. Thomas Retain these you may want, & at any time, you may return them to me, — but you may give me your opinion by the number If I can find a single plant of T. pilosa montana, it may also go in the box. If on receiving it, you think it may not live, let me know & I will send another sample to the Post Office. As you seem to think Pinus flexilis would not stand your climate, I do not send it. But you are very welcome & it is here at your service if you wish it. I have never been able to find fruit on an T. pilosa montana. I have had one in my garden blooming for several years

0 1 2 3 4 5 6 7 8 9 10
cm
copyright reserved
MISSOURI BOTANICAL GARDEN

but as soon as the flowers expand, they
are attacked by a worm & ruined bugs
that destroy the germs

I have not been able to get the
fertile Rind & later for microscopic
the Lichens, so I send them as they
are in paper parcels

Yours very truly

D. D. Cameron

$\frac{118}{2} + \frac{26}{5-90}$

$\frac{6388}{315}$

MISSOURI BOTANICAL GARDEN
GEORGE ENGELMANN PAPERS

0 1 2 3 4 5 6 7 8 9 10
cm
copyright reserved
MISSOURI BOTANICAL GARDEN