



Write Intervals


Create the named interval by placing the correct pitch above or below the given note.
Do not alter the given name. Remember double-flats and double-sharps.




Up a Minor 7th




Up a Minor 2nd




Down a Minor 6th



Down a Perfect Octave




Down a Minor 3rd




Up a Major 7th




Down an Augmented 3rd



Up a Perfect 5th



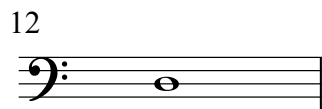
Up a Major 7th




Down a Diminished 3rd




Down an Augmented 4th




Up a Major 2nd



Down a Major 3rd



Down a Perfect 5th



Up a Minor 3rd




Down a Diminished 5th



Up a Minor 2nd




Down a Major 7th




Down a Minor 7th



Up a Minor 2nd



Down a Diminished Unison




Up a Major 6th




Up an Augmented Octave



Down a Perfect 4th



Down a Diminished Octave



Down a Diminished 5th




Up a Diminished 5th



Up a Perfect 5th




Up a Major 2nd



Down a Perfect 4th



Up an Augmented 4th



Down a Major 7th