




Technical Note

No. 18-24

QUARTERLY RADIO NOISE DATA
September, October, November, 1964

W. Q. CRICHLow, R. T. DISNEY,
AND M. A. JENKINS



U. S. DEPARTMENT OF COMMERCE
NATIONAL BUREAU OF STANDARDS

THE NATIONAL BUREAU OF STANDARDS

The National Bureau of Standards is a principal focal point in the Federal Government for assuring maximum application of the physical and engineering sciences to the advancement of technology in industry and commerce. Its responsibilities include development and maintenance of the national standards of measurement, and the provisions of means for making measurements consistent with those standards; determination of physical constants and properties of materials; development of methods for testing materials, mechanisms, and structures, and making such tests as may be necessary, particularly for government agencies; cooperation in the establishment of standard practices for incorporation in codes and specifications; advisory service to government agencies on scientific and technical problems; invention and development of devices to serve special needs of the Government; assistance to industry, business, and consumers in the development and acceptance of commercial standards and simplified trade practice recommendations; administration of programs in cooperation with United States business groups and standards organizations for the development of international standards of practice; and maintenance of a clearinghouse for the collection and dissemination of scientific, technical, and engineering information. The scope of the Bureau's activities is suggested in the following listing of its four Institutes and their organizational units.

Institute for Basic Standards. Applied Mathematics. Electricity. Metrology. Mechanics. Heat. Atomic Physics. Physical Chemistry. Laboratory Astrophysics.* Radiation Physics. Radio Standards Laboratory.* Radio Standards Physics; Radio Standards Engineering. Office of Standard Reference Data.

Institute for Materials Research. Analytical Chemistry. Polymers. Metallurgy. Inorganic Materials. Reactor Radiations. Cryogenics.* Materials Evaluation Laboratory. Office of Standard Reference Materials.

Institute for Applied Technology. Building Research. Information Technology. Performance Test Development. Electronic Instrumentation. Textile and Apparel Technology Center. Technical Analysis. Office of Weights and Measures. Office of Engineering Standards. Office of Invention and Innovation. Office of Technical Resources. Clearinghouse for Federal Scientific and Technical Information.**

Central Radio Propagation Laboratory.* Ionospheric Telecommunications. Tropospheric Telecommunications. Space Environment Forecasting. Aeronomy.

* Located at Boulder, Colorado 80301.

** Located at 5285 Port Royal Road, Springfield, Virginia 22171.

NATIONAL BUREAU OF STANDARDS

Technical Note 18-24

ISSUED February 10, 1966

QUARTERLY RADIO NOISE DATA
SEPTEMBER, OCTOBER, NOVEMBER, 1964

W. Q. Crichlow, R. T. Disney, and M. A. Jenkins
Institute for Telecommunication Sciences and Aeronomy*
Environmental Science Services Administration
Boulder, Colorado

NBS Technical Notes are designed to supplement the Bureau's regular publications program. They provide a means for making available scientific data that are of transient or limited interest. Technical Notes may be listed or referred to in the open literature.

**Formerly the Central Radio Propagation Laboratory of the National Bureau of Standards; CRPL was transferred to ESSA in October, 1965 but will temporarily use various NBS Publications series pending inauguration of their ESSA counterparts.*


For sale by the Superintendent of Documents, U. S. Government Printing Office
Washington, D.C. 20402

Price: 50¢

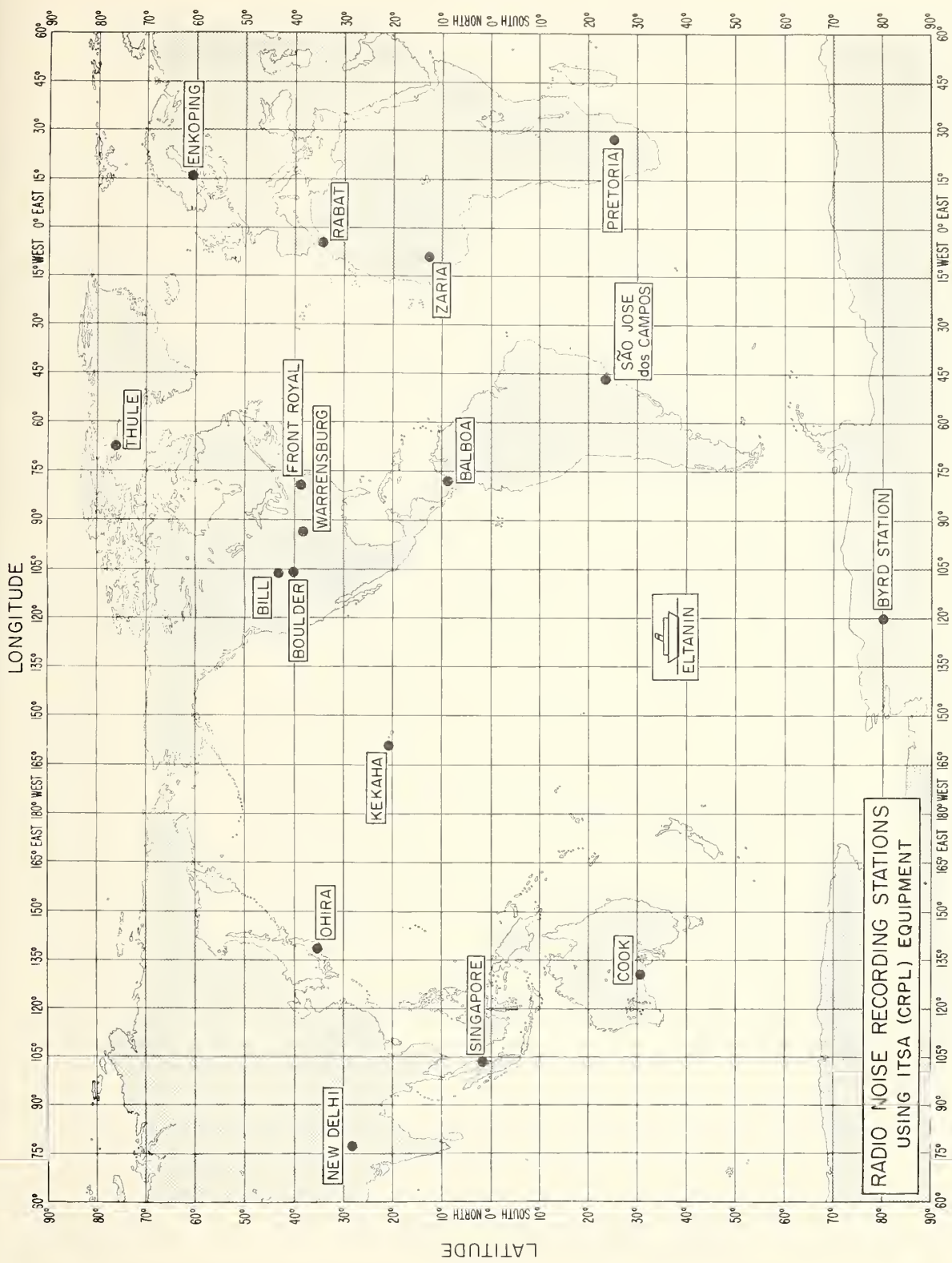




Radio Noise Recording Station




ARN-2 Atmospheric Radio Noise Recorder



RADIO NOISE RECORDING STATIONS
USING ITSA (CRPL) EQUIPMENT

NOMOGRAM FOR TRANSFORMING EFFECTIVE ANTENNA NOISE FIGURE TO NOISE FIELD STRENGTH AS A FUNCTION OF FREQUENCY



$$E_n = F_a + 20 \log_{10} f_{Mc} - 65.5$$

F_a = Effective Antenna Noise Figure = External Noise Power Available from an Equivalent Short, Lossless, Vertical Antenna in db Above ktb.

E_n = Equivalent Vertically Polarized Ground Wave R.M.S. Noise Field Strength in db Above $1 \mu v/meter$ for a 1 kc Bandwidth.

f_{Mc} = Frequency in Megacycles.

Quarterly Radio Noise Data
September, October, November, 1964

W. Q. Crichlow, R. T. Disney, and M. A. Jenkins

Radio noise measurements are being made at eighteen stations in a world-wide network operated in a co-operative program co-ordinated by the Environmental Science Services Administration. The locations of these stations are shown on the map. The results of these measurements for the months of September, October, and November are given in this report. Where the results for these months are not presently available, the data will be published in subsequent reports, and the data for previous months, which are now available but have not been published previously, are included. The tabulated values are based on three basic parameters of the noise; these are the mean power, the mean envelope voltage, and the mean logarithm of the envelope voltage.

The noise power received from sources external to the antenna averaged over a period of several minutes is the basic parameter and can be conveniently expressed in terms of an effective antenna noise factor, f_a , which is defined by:

$$f_a = p_n / kT_o b = T_a / T_o$$

where

p_n = noise power available from an equivalent loss-free antenna (watts)

k = Boltzman's constant = 1.38×10^{-23} joules per degree Kelvin

T_o = reference temperature, taken as 288° K

b = effective receiver noise bandwidth (Hz)

T_a = effective antenna temperature in the presence of external noise.

The antenna noise factors in this report are for a short vertical antenna over a perfectly conducting ground plane and are expressed in decibels, $F_a (= 10 \log_{10} f_a)$. This parameter is simply related to the rms noise field strength along the antenna by:

$$E_n = F_a - 95.5 + 10 \log_{10} b + 20 \log_{10} f_{\text{MHz}}$$

where:

E_n = rms noise field strength for bandwidth b in db above
1 $\mu\text{V}/\text{m}$

b = effective receiver noise bandwidth in Hz

f_{MHz} = frequency in MHz.

The value of E_n for a 1 kHz bandwidth can be found from the attached nomogram. It should be noted that E_n is the vertical component of the field at the antenna. It should also be noted that the rms envelope voltage is 3 db higher than the rms voltage.

The other two noise parameters tabulated are given relative to the mean power. Thus, the mean voltage and mean logarithm expressed as deviations, V_d and L_d , respectively, are in db below the mean power.

Measurements of the three parameters reported were made with the Environmental Science Services Administration's Radio Noise Recorder, Model ARN-2, which has an effective noise bandwidth of about 200 Hz and uses a standard 6.6294 meter (21.75') vertical antenna. A fifteen-minute recording is made on each of eight frequencies two at a time during each hour, and these fifteen-minute samples are taken as representing the noise conditions for the full hour during which they were recorded. The month-hour medians, F_{am} , V_{dm} and L_{dm} are determined from these hourly values for each of the corresponding parameters. Normally from twenty-five to thirty observations of the mean power are obtained monthly for each hour of the day and from ten to fifteen observations of the voltage and logarithm deviations. When there are fewer than fifteen observations of the mean power or seven observations of the voltage and logarithm deviations, the tabulated values are identified by an asterisk.

The upper and lower decile values of F_a are also reported in the following tabulation to give an indication of the extent of the variation of the noise power from day to day at a given time of day. These are expressed in db above and below the month-hour median, F_{am} , and designated by D_u and D_l , respectively.

In addition to these month-hour values, corresponding values are tabulated for the time blocks as defined by CCIR Report 322. All recorded values for the four hours of the day and the three-month period are used to determine the median and decile values. When no data were available for one or two months of the season, it is so indicated and should be noted when considering seasonal trends.

The values presented in the tables reflect the actual measured values of radio noise. The only editing for man-made noise or station contamination of the records has been done by the station operators, and no additional attempt has been made to identify these values by systematic statistical means. These preliminary data values are presented in order to expedite dissemination of the data, and additional analyses, in which an attempt is made to eliminate contaminated data, are presented in other publications. The parameter that will first reflect any such contamination will be the logarithmic parameter, L_d . This contamination generally will cause the value of L_d to be less than it would have been had the recorded value been only atmospheric noise. In determining the amplitude-probability distribution from the three measured moments [Crichlow et al., 1960b] contaminated values of L_d may be found that will not give a solution of the amplitude-probability distribution. When this occurs, it is suggested that the measured value of L_d be ignored and the most probable value of L_d from the curve on the graph of L_d vs. V_d be used. The most probable value has been determined as the best fit for the integrated moments from over sixty measured amplitude-probability distributions of uncontaminated atmospheric radio noise. The second curve on the graph indicates the minimum value of L_d that will give an amplitude-probability distribution with a form factor described in the above reference and can, therefore, be used to determine whether the measured value or the most probable value of L_d for any value of V_d should be used.

Station clocks are set to local standard time (LST) which is taken from the time zone in which the station is located and is always an integral number of hours different than universal or Greenwich time (see table on page 5). The data from the Floating Antarctic Research Vessel, USNS Eltanin, are grouped so that a block 10° in latitude by 15° in longitude is treated as a separate station. The station clock in this case is

corrected to the LST at the center of the block. Because of this grouping, very few readings may be used to obtain the median values tabulated in some cases. If, during the month, fewer than ten readings are obtained for any one block, the decile values are not given. If data for less than three months are used in the time block summaries, this fact is noted on the summary sheet. Because of the small sample size, some caution should be exercised when using these values.

The assistance of the station operators and other personnel of the operating agencies in obtaining the data contained in this report is gratefully acknowledged. Stations in the recording network were operated by the following agencies:

ESSA - Bill, Wyoming; Boulder, Colorado; Byrd Station;
Front Royal, Virginia; Kekaha, Hawaii;
Warrensburg, Missouri; USNS Eltanin

U.S. Army Strategic Communications Command - Balboa, C.Z.;
Thule, Greenland

Postmaster General's Department (Australia) - Cook

Board of Telecommunications (Sweden) - Enköping

DSIR (Great Britain) and Ahmadu Bello University, Electrical
Engineering Department, Zaria, Northern Nigeria

Ministry of Communications, Wireless Planning and Co-ordination
Organization - New Delhi

Radio Research Laboratories (Japan) - Ohira

Telecommunications Research Laboratory (South Africa) - Pretoria

Institut Scientifique Cherifien (Morocco) - Rabat

Comissão Nacional das Atividades Espaciais (Brazil) - São José
dos Campos

Department of Scientific and Industrial Research (Great Britain) -
Singapore

The following publications contain additional information on radio noise:

- Clark, C., "Atmospheric Radio-Noise Studies Based on Amplitude-Probability Measurements at Slough, England, during the International Geophysical Year," Proc. Inst. Elec. Eng., Pt. B, 109, 47, 393 (September, 1962).
- Crichlow, W. Q., A. D. Spaulding, C. J. Roubique, and R. T. Disney, "Amplitude-Probability Distributions for Atmospheric Radio Noise," NBS Monograph 23 (November, 1960b).
- Crichlow, W. Q., C. J. Roubique, A. D. Spaulding, and W. M. Beery, (January-February, 1960) "Determination of the Amplitude-Probability Distribution of Atmospheric Radio Noise from Statistical Moments," J. Res. NBS 64D (Radio Propagation) No. 1, 49-56.
- Crichlow, W. Q., "Noise Investigation at VLF by the National Bureau of Standards," Proc. IRE, 45, 6 778 (1957).
- Crichlow, W. Q., D. F. Smith, R. N. Morton, and W. R. Corliss, "Worldwide Radio Noise Levels Expected in the Frequency Band 10 Kilocycles to 100 Megacycles," NBS Circular 557, August 25, 1955.
- "Report on Revision of Atmospheric Radio Noise Data," C.C.I.R. Report No. 65, VIIIth Plenary Assembly, Warsaw, 1956, (International Radio Consultative Committee, Secretariat, Geneva, Switzerland).
- "World Distribution and Characteristics of Atmospheric Radio Noise," C.C.I.R. Report No. 322, Xth Plenary Assembly, Geneva, 1963, (International Radio Consultative Committee, Secretariat, Geneva, Switzerland).
- Fulton, F. F. (Jr.) (May-June, 1961), "Effect of Receiver Bandwidth on the Amplitude Distribution of VLF Atmospheric Noise," J. Res. NBS 65D (Radio Propagation) No. 3, 299-304.
- Horner, F., "An Investigation of Atmospheric Radio Noise at Very Low Frequencies," Proc. Inst. Elec. Eng., Pt. B, 103, 743 (1956).

- Horner, F., "Radio Noise of Terrestrial Origin," Proc. of Commission IV on Radio Noise of Terrestrial Origin during the XIIIth General Assembly of URSI, " London, September, 1960.
- Spaulding, A. D., C. J. Roubique, and W. Q. Crichlow (November-December, 1962) "Conversion of the Amplitude-Probability Distribution Function for Atmospheric Radio Noise from One Bandwidth to Another," J. Res. NBS 66D (Radio Propagation) No. 6, 713-720.
- Obayashi, T. (January-February, 1960), "Measured Frequency Spectra of Very-Low-Frequency Atmospheric," J. Res. NBS 64D (Radio Propagation) No. 1, 41-48.
- Taylor, W. L. (September-October, 1963), "Radiation Field Characteristics of Lightning Discharges in the Band 1 kc/s to 100 kc/s," J. Res. NBS 67D (Radio Propagation) No. 5, 539-550.
- Taylor, W. L. and A. G. Jean (September-October, 1959), "Very-Low-Frequency Radiation Spectra of Lightning Discharges," J. Res. NBS 63D (Radio Propagation) No. 2, 199-204.
- URSI Special Report No. 7, "The Measurement of Characteristics of Terrestrial Radio Noise," Elsevier Publishing Co. (1962).
- Watt, A. D. and E. L. Maxwell, "Characteristics of Atmospheric Noise from 1 to 100 kc," Proc. IRE, 45, 6, 787 (1957).
- Watt, A. D. (September-October, 1960), "ELF Electric Fields from Thunderstorms," J. Res. NBS 64D (Radio Propagation) No. 5, 425-433.
- Watt, A. D. and E. L. Maxwell, "Measured Statistical Characteristics of VLF Atmospheric Radio Noise," Proc. IRE, 45, 1, 55 (1957).
- Watt, A. D., R. M. Coon, E. L. Maxwell, and R. W. Plush, "Performance of some Radio Systems in the Presence of Thermal and Atmospheric Noise," Proc. IRE, 46, 12, 1914 (1958).

Data included in this report and the standard time for each station are as follows:

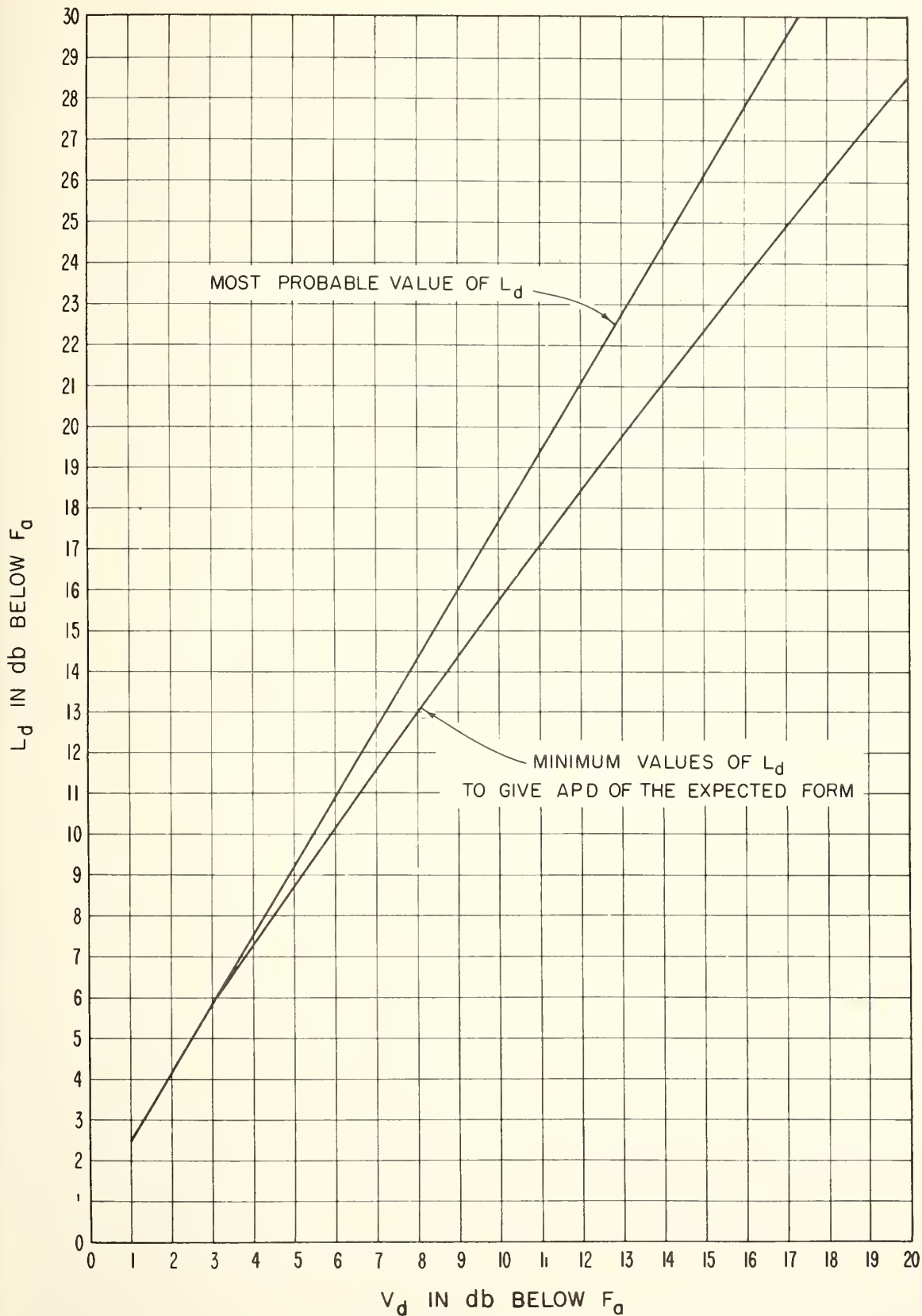
Station	Data			To Convert LST to GMT (hours)
Balboa	September, October, November	1964	75W	+05
Bill	September, October, November	1964	105W	+07
Boulder	September, October, November	1964	105W	+07
Byrd Station	October	1964	120W	-09
Cook	September, October, November	1964	135E	-09
USNS Eltanin	September, October, November	1964		
Enköping	September, October, November	1964	15E	-01
Front Royal	September, October, November	1964	75W	+05
Kekaha	September, October, November	1964	150W	+10
New Delhi	September, October, November	1964	75E	-05
Ohira	September, October, November	1964	135E	-09
Pretoria	September, October, November	1964	30E	-02
São José	September, October, November	1964	45W	+03

Previous data from the World-Wide Network have been published in the following technical note 18 series:

- 18-1 July 1, 1957-December 31, 1958
- 18-2 March, April, May, 1959
- 18-3 June, July, August, 1959
- 18-4 September, October, November, 1959
- 18-5 December, January, February, 1959-60
- 18-6 March, April, May, 1960
- 18-7 June, July, August, 1960
- 18-8 September, October, November, 1960
- 18-9 December, January, February, 1960-61
- 18-10 March, April, May, 1961
- 18-11 June, July, August, 1961
- 18-12 September, October, November, 1961
- 18-13 December, January, February, 1961-62
- 18-14 March, April, May, 1962
- 18-15 June, July, August, 1962
- 18-16 September, October, November, 1962
- 18-17 December, January, February, 1962-63

18-18 March, April, May, 1963
18-19 June, July, August, 1963
18-20 September, October, November, 1963
18-21 December, January, February, 1963-64
18-22 March, April, May, 1964
18-23 June, July, August, 1964

MOST PROBABLE AND MINIMUM VALUES OF L_d VERSUS V_d
FOR ATMOSPHERIC RADIO NOISE



MONTH-HOUR VALUES OF RADIO NOISE

STATION BALBOA, CANAL ZONE

LAT. 9.0 N

LONG. 79.5 W

SEPTEMBER 1964

H R.	FREQUENCY (Mc)																			
	.013					.051					.160					.495				
	F _{dm}	D _u	D _l	V _{dm}	L _{dm}	F _{dm}	D _u	D _l	V _{dm}	L _{dm}	F _{dm}	D _u	D _l	V _{dm}	L _{dm}	F _{dm}	D _u	D _l	V _{dm}	L _{dm}
00	165	5.5	27.0			145	4.1	28.1			128	2.5	8.0			100	8.5	4.5		
01	165	7.3	25.1			146	4.3	7.0			126	5.9	6.0			100	6.0	4.5		
02	166	5.5	11.4			147	8.0	14.5			126	5.9	4.2			100	8.0	6.0		
03	167	8.0	26.7			149	8.0	4.3			128	4.7	8.7			102	5.3	7.3		
04	165	8.0	21.3			145	10.0	18.9			126	6.0	10.7			99	11.2	7.2		
05	169	6.0	22.0			145	10.9	20.0			125	7.2	11.2			99	10.8	19.9		
06	165	10.9	22.9			147	11.9	29.0			120	12.2	19.9			88	24.7	14.7		
07	163	11.1	29.2			140	12.7	22.8			119	13.0	21.9			91	16.8	19.0		
08	161	12.0	20.4			140	11.6	24.3			118	14.0	20.0			92	16.5	24.0		
09	163	8.0	30.0			136	18.3	19.0			116	19.0	21.5			84	18.5	14.5		
10	161	10.0	27.8			135	18.0	18.0			115	18.0	25.0			78	28.0	10.7		
11	165	6.3	29.1			133	15.6	15.7			116	13.1	22.2			83	23.5	17.5		
12	165	6.1	25.4			141	11.9	24.4			116	18.3	13.7			95	21.5	21.0		
13	163	12.0	14.0			143	16.9	24.9			117	20.9	14.7			92	27.9	16.2		
14	165	12.0	26.7			145	14.7	24.0			124	14.0	12.5			100	18.0	19.4		
15	167	8.3	10.0			145	14.0	28.0			122	14.1	10.0			97	14.5	17.0		
16	165	12.3	30.6			141	18.0	20.5			120	14.2	6.2			98	10.0	18.5		
17	167	5.0	27.9			141	12.7	19.4			120	10.5	8.0			94	10.5	14.5		
18	161	9.1	23.2			143	5.7	23.6			118	8.0	6.5			98	6.7	14.0		
19	163	8.0	26.7			144	8.2	26.8			122	4.5	8.0			100	6.0	6.0		
20	163	7.1	20.2			*141					122	4.2	6.1			100	6.0	6.7		
21	161	6.9	26.0			143	4.0	26.3			122	4.0	4.2			100	4.0	6.0		
22	163	2.7	20.0			141	6.0	19.6			124	4.0	6.0			100	6.0	6.0		
23	163	5.9	30.0			144	3.2	17.7			125	3.0	5.9			100	6.0	6.0		

H R.	FREQUENCY (Mc)																			
	2.5					5					10					20				
	F _{dm}	D _u	D _l	V _{dm}	L _{dm}	F _{dm}	D _u	D _l	V _{dm}	L _{dm}	F _{dm}	D _u	D _l	V _{dm}	L _{dm}	F _{dm}	D _u	D _l	V _{dm}	L _{dm}
00	73	4.0	6.0			63	4.2	7.9			42	4.0	7.7			23	8.7	6.4		
01	73	4.4	4.2			64	3.1	3.7			43	6.0	11.0			23	7.2	5.5		
02	75	2.1	5.5			63	4.1	9.7			42	7.5	5.1			22	8.6	5.3		
03	75	4.0	5.4			63	4.6	8.7			* 40					23	7.1	4.6		
04	75	2.3	2.1			63	2.3	9.0			* 38					23	8.0	3.7		
05	* 73					* 61					36	11.7	4.3			23	8.2	4.2		
06	71	6.6	8.3			* 63					44	3.9	9.2			23	4.7	4.6		
07	61	15.5	10.1			* 56					44	10.2	5.5			24	5.2	7.6		
08	* 52					* 51					42	18.8	6.3			22	6.2	3.3		
09	49	21.0	9.9			47	12.9	9.8			38	6.3	3.7			23	5.2	5.7		
10	49	17.7	11.9			45	13.7	9.1			38	7.7	2.4			23	6.1	3.9		
11	49	20.0	10.4			46	6.1	11.3			40	7.9	4.0			25	4.1	3.0		
12	50	16.9	10.9			49	5.9	8.3			42	7.7	4.1			27	5.8	4.1		
13	53	16.0	12.0			50	20.3	5.3			44	20.3	4.1			31	15.4	7.7		
14	53	22.8	9.9			52	24.8	9.3			46	11.5	3.7			31	13.1	6.0		
15	55	30.3	7.9			53	18.7	3.5			48	9.3	4.0			32	11.0	7.0		
16	60	15.6	9.0			56	14.9	6.3			50	4.0	4.0			31	8.2	5.2		
17	62	12.9	8.7			63	3.9	11.2			50	4.0	4.1			29	5.7	2.0		
18	65	7.6	5.8			63	7.9	4.0			48	4.1	3.6			27	7.0	3.7		
19	69	12.5	4.1			67	4.0	4.0			48	2.0	7.6			25	5.7	4.7		
20	71	3.9	5.7			67	3.8	4.1			45	6.2	5.0			24	3.7	4.3		
21	69	4.3	5.9			65	5.1	2.4			42	4.0	2.0			23	3.0	2.7		
22	69	5.0	4.3			64	4.9	8.5			40	7.4	2.0			23	4.6	4.0		
23	71	6.1	5.3			61	2.1	6.1			40	5.9	2.2			23	8.0	4.0		

 * Fewer than 15 days data on power measurements and no computations made for D_u and D_l.

* Fewer than 7 days data on voltage and logarithmic measurements.

 F_{dm} = median value of effective antenna noise in db above ktb.

 D_u = ratio of upper decile to median in db.

 D_l = ratio of median to lower decile in db.

 V_{dm} = median deviation of average voltage in db below mean power.

 L_{dm} = median deviation of average logarithm in db below mean power.

MONTH-HOUR VALUES OF RADIO NOISE

STATION 8AL80A, CANAL ZONE

LAT. 9.0 N

LONG. 79.5 W

OCTOBER 1964

HR.	FREQUENCY (Mc)																			
	.013					.051					.160					.495				
	F _{om}	D _u	D _l	V _{dm}	L _{dm}	F _{om}	D _u	D _l	V _{dm}	L _{dm}	F _{om}	D _u	D _l	V _{dm}	L _{dm}	F _{om}	D _u	D _l	V _{dm}	L _{dm}
00	154	4.7	24.0			130	8.0	21.0			117	12.2	2.0			96	7.8	17.8		
01	154	6.9	15.5			132	12.6	22.0			117	10.7	2.7			96	9.1	20.3		
02	154	7.9	25.0			136	11.1	24.2			119	10.0	6.0			97	10.3	18.3		
03	154	6.0	24.7			136	13.7	23.6			117	10.7	2.7			96	10.0	20.2		
04	156	9.5	22.8			130	17.5	16.0			117	12.3	7.4			90	17.2	25.3		
05	150	9.5	13.9			130	17.7	17.8			113	12.0	10.0			86	14.6	13.8		
06	154	4.7	22.7			120	20.0	6.6			105	11.4	14.0			73	13.4	6.3		
07	152	8.5	21.1			116	14.4	5.4			100	19.6	13.0			72	22.7	8.6		
08	*150					116	26.2	6.2			100	19.6	12.8			69	24.4	4.8		
09	150	11.8	7.3			115	30.3	9.0			97	24.7	10.0			72	28.2	8.0		
10	150	8.0	18.0			117	20.3	9.9			101	20.1	20.0			71	20.4	6.4		
11	152	10.7	17.4			116	25.8	11.5			103	21.4	14.7			73	30.0	9.0		
12	154	12.0	16.4			125	20.0	11.5			103	25.4	13.4			72	39.9	9.5		
13	156	8.5	22.0			132	14.2	18.0			111	15.9	14.0			74	34.0	6.3		
14	158	13.2	25.7			130	22.0	20.3			113	21.9	12.1			80	35.9	10.0		
15	158	12.4	9.3			130	22.0	18.0			109	21.0	6.5			76	33.9	8.0		
16	158	5.2	19.9			130	13.9	16.2			107	13.9	9.7			74	24.7	8.0		
17	154	9.6	19.0			126	12.0	16.0			105	13.4	11.0			74	11.3	9.8		
18	153	8.4	16.0			124	12.0	14.9			111	8.0	4.0			90	7.5	25.5		
19	154	7.4	9.4			130	11.8	23.8			113	11.4	4.0			94	7.3	6.6		
20	153	7.0	20.0			133	6.3	20.3			115	8.5	4.0			92	7.5	29.8		
21	152	7.1	17.1			130	8.0	18.5			115	8.7	4.0			94	6.4	20.0		
22	156	4.0	22.0			129	11.0	20.8			117	8.9	4.9			94	10.5	21.0		
23	154	5.3	21.3			134	10.4	29.8			117	10.0	4.0			94	11.2	22.2		

HR.	FREQUENCY (Mc)																			
	2.5					5					10					20				
	F _{om}	D _u	D _l	V _{dm}	L _{dm}	F _{om}	D _u	D _l	V _{dm}	L _{dm}	F _{om}	D _u	D _l	V _{dm}	L _{dm}	F _{om}	D _u	D _l	V _{dm}	L _{dm}
00	68	7.0	20.1			* 63					42	7.3	6.3			24	6.3	4.3		
01	* 69					* 61					42	5.1	6.7			25	5.0	7.0		
02	* 70					* 59					38	5.5	3.5			25	5.8	7.5		
03	71	6.8	19.9			* 61					36	5.7	2.1			24	5.1	6.0		
04	* 70					* 59					36	4.0	6.0			24	7.0	6.0		
05	* 70					* 65					* 39					23	7.8	5.5		
06	* 55					* 62					40	12.2	2.0			25	5.5	5.5		
07	51	9.2	8.7			51	8.3	4.0			42	5.0	8.4			26	4.0	7.3		
08	48	12.3	4.3			51	5.9	4.4			40	5.1	3.1			26	3.2	6.0		
09	45	12.8	8.3			47	5.3	6.0			40	4.7	3.5			26	4.0	8.0		
10	44	12.0	4.6			46	8.0	9.0			40	6.9	6.0			27	8.0	5.7		
11	49	20.5	9.9			45	12.3	6.0			42	4.9	9.8			26	8.4	7.0		
12	46	7.8	7.3			43	8.5	4.5			42	11.4	6.0			30	7.9	6.1		
13	48	16.7	6.0			46	17.4	7.9			42	8.6	2.3			30	7.1	6.0		
14	48	22.0	4.0			50	13.0	7.9			44	10.9	6.6			32	7.0	8.5		
15	52	26.9	9.8			51	19.5	6.0			46	10.0	9.0			31	7.9	5.9		
16	51	12.9	7.9			58	12.7	9.4			47	7.1	5.5			30	5.6	7.9		
17	58	11.2	7.7			* 61					46					29	6.3	6.3		
18	67	14.8	8.5			* 63					44	9.1	4.0			27	4.4	6.4		
19	* 69					63	10.6	8.2			44	6.0	5.4			26	6.4	4.4		
20	69	5.0	6.3			63	5.9	4.1			42	4.0	6.0			25	4.5	6.0		
21	70	6.0	6.2			61	8.1	11.8			40	6.0	5.5			26	4.5	6.5		
22	69	8.0	8.3			59	9.9	6.2			38	4.0	5.3			24	6.0	6.5		
23	* 70					61	8.0	14.3			40	5.3	6.0			24	6.0	6.3		

* Fewer than 15 days data on power measurements and no computations made for D_u and D_l.

* Fewer than 7 days data on voltage and logarithmic measurements.

F_{om} = median value of effective antenna noise in db above ktb.

D_u = ratio of upper decile to median in db.

D_l = ratio at median to lower decile in db.

V_{dm} = median deviation of average voltage in db below mean power.

L_{dm} = median deviation of average logarithm in db below mean power.

MONTH-HOUR VALUES OF RADIO NOISE

STATION 8AL80A, CANAL ZONE

LAT. 9.0 N

LONG. 79.5 W

NOVEMBER 1964

H R. L S. T.	FREQUENCY (Mc)																			
	.013					.051					.160					.495				
	F _{om}	D _u	D _l	V _{dm}	L _{dm}	F _{om}	D _u	D _l	V _{dm}	L _{dm}	F _{om}	D _u	D _l	V _{dm}	L _{dm}	F _{om}	D _u	D _l	V _{dm}	L _{dm}
00	*152					127	16.0	9.1			116	6.0	4.3			92	6.3	11.4		
01	154	6.0	6.0			*130					*116					94	4.1	10.2		
02	154	6.3	4.8			*126					116	6.2	4.0			94	4.6	9.7		
03	156	4.2	6.2			*133					118	4.1	6.0			*92				
04	*152					*134					116	6.3	4.8			91	6.4	11.7		
05	150	12.0	5.9			*133					114	8.3	9.7			*90				
06	*150					*123					106	15.9	22.0			74	21.1	11.7		
07	*148					*121					*105					71	23.2	7.5		
08	*150					*117					*100					*72				
09	*150					*116					*100					*70				
10	*150					*120					88	34.0	10.3			64	18.8	0.0		
11	*150					*121					*92					*73				
12	*155					*131					*112					*76				
13	*156					*134					*104					*74				
14	*156					*134					*110					*84				
15	*158					*140					*111					82	18.0	16.8		
16	156	4.8	6.0			*128					*108					76	20.3	8.0		
17	154	6.0	4.8			*131					*111					*84				
18	*152					*131					*110					87	9.3	16.7		
19	152	8.0	4.8			*129					*112					*89				
20	150	12.6	4.0			127	18.6	10.6			*113					*92				
21	*154					*125					*116					*89				
22	*153					*128					*114					*92				
23	*152					*133					114	12.0	6.3			*92				

H R. L S. T.	FREQUENCY (Mc)																			
	2.5					5					10					20				
	F _{om}	D _u	D _l	V _{dm}	L _{dm}	F _{om}	D _u	D _l	V _{dm}	L _{dm}	F _{om}	D _u	D _l	V _{dm}	L _{dm}	F _{om}	D _u	D _l	V _{dm}	L _{dm}
00	*74					*68					*40					24	8.0	2.3		
01	*75					*66					*41					24	8.0	3.9		
02	*75					*66					*41					*26				
03	*75					*67					*37					*24				
04	*74					*68					*35					25	8.9	4.9		
05	*72					*67					*37					*25				
06	*69					*65					*39					26	4.2	4.2		
07	*57					*61					*43					25	7.2	1.2		
08	*49					*53					*41					*27				
09	*47					*49					*39					*26				
10	*51					*53					*35					26	2.6	2.0		
11	*48					*49					*39					*28				
12	*49					*53					*39					*28				
13	*59					*53					*41					*32				
14	*58					*59					*44					*32				
15	*61					*62					*47					*32				
16	*69					*67					*47					30	6.6	2.3		
17	*67					*67					*49					*30				
18	*70					*73					*46					28	6.0	4.0		
19	*71					*73					*44					*26				
20	*71					*70					*41					*28				
21	*73					*71					*42					*26				
22	*73					*68					*39					*26				
23	*73					*67					*41					*26				

 * Fewer than 15 days data on power measurements and no computations made for D_u and D_l.

* Fewer than 7 days data on voltage and logarithmic measurements

 F_{om} = median value of effective antenna noise in db above ktb.

 D_u = ratio of upper decile to median in db.

 D_l = ratio of median to lower decile in db.

 V_{dm} = median deviation of overage voltage in db below mean power.

 L_{dm} = median deviation of overage logarithm in db below mean power.

MONTH-HOUR VALUES OF RADIO NOISE

STATION RTLI, WYOMING

LAT. 42.2 N

LONG. 105.2 W

SEPTEMBER 1964

H. R. L. S. T.	FREQUENCY (Mc)																			
	.013					.051					.160					.495				
	F _{om}	D _u	D _ℓ	V _{dm}	L _{dm}	F _{om}	D _u	D _ℓ	V _{dm}	L _{dm}	F _{om}	D _u	D _ℓ	V _{dm}	L _{dm}	F _{om}	D _u	D _ℓ	V _{dm}	L _{dm}
00	161	6.0	3.5	10.0	17.5	138	6.0	3.5	5.5	10.0	116	8.0	6.0	6.5	12.3	100	7.5	8.0	5.5	11.3
01	161	5.6	2.1	10.3	18.0	138	6.0	3.5	5.4	10.0	116	8.0	6.0	7.0	13.5	100	7.5	6.0	6.0	12.5
02	161	4.0	4.0	10.8	18.5	136	8.0	2.0	5.5	9.8	114	8.0	5.5	7.5	15.5	100	6.0	8.0	7.3	14.5
03	161	4.0	2.0	11.5	19.5	136	8.0	3.5	5.5	10.0	114	8.0	6.4	8.3	16.0	98	6.0	7.5	7.3	15.5
04	161	3.5	4.0	11.5	19.0	136	5.5	5.5	7.0	11.5	112	6.0	7.5	9.5	18.5	92	8.0	8.0	9.5	19.5
05	157	6.0	2.0	12.0	20.0	132	5.5	4.0	5.0	9.8	100	15.0	10.0	11.0	20.0	66	12.0	7.5	8.5	14.0
06	157	5.5	4.0	12.3	20.0	130	6.0	4.0	5.0	10.3	98	14.0	22.4	12.0	21.5	56	24.4	4.0	7.5	12.8
07	157	4.1	4.0	12.5	20.8	130	5.5	5.5	5.5	10.0	96	17.5	27.5	13.3	23.0	58	21.0	7.5	6.0	10.0
08	159	2.0	6.0	13.0	21.3	130	6.0	6.0	5.8	10.3	94	18.0	25.5	12.0	22.0	58	21.5	4.0	5.0	8.3
09	159	4.0	6.0	13.0	21.0	130	6.5	6.0	6.5	10.5	101	13.9	27.2	12.0	20.0	60	23.1	6.0	6.5	11.5
10	159	4.0	4.7	12.0	19.0	130	6.0	4.7	6.5	11.0	98	15.3	21.1	10.0	19.5	60	22.5	6.5	5.0	8.0
11	159	4.1	4.0	10.8	18.3	132	6.0	4.0	6.5	10.5	98	17.0	16.4	10.0	18.0	62	26.0	8.0	3.5	7.0
12	161	4.1	5.6	10.5	17.0	133	7.1	4.6	6.0	10.5	102	13.5	15.5	10.5	18.0	64	21.3	10.0	7.0	10.0
13	163	2.1	5.6	9.3	16.0	134	5.5	5.5	6.0	10.8	104	11.5	17.5	10.0	17.3	66	26.0	10.0	6.5	10.3
14	163	4.0	4.0	8.8	15.3	136	4.0	8.0	6.3	10.5	106	11.5	16.0	9.3	17.0	70	31.0	12.0	5.0	8.8
15	163	4.0	4.0	9.0	16.0	136	3.5	7.5	5.5	9.5	108	11.0	22.0	8.0	15.5	70	19.0	14.0	7.5	13.5
16	163	4.0	6.0	8.0	15.3	136	4.0	8.0	5.0	9.5	110	8.0	23.5	9.3	16.5	70	20.4	14.0	4.0	8.0
17	163	4.0	7.5	9.3	16.0	136	4.0	7.5	4.5	8.5	110	8.0	15.5	7.0	14.0	78	15.5	11.0	5.0	10.3
18	161	5.5	4.0	9.5	16.5	136	6.0	6.0	4.8	8.5	114	6.2	9.6	5.5	11.5	92	10.0	7.5	5.0	10.5
19	163	4.0	6.0	8.8	15.8	138	5.5	8.0	6.0	11.3	116	6.0	9.6	6.0	12.0	98	6.0	8.0	5.0	10.0
20	163	4.0	4.0	10.3	17.5	138	5.5	4.0	5.8	10.0	118	4.0	12.0	6.8	13.5	98	7.5	8.0	4.8	10.0
21	163	2.0	5.5	10.0	17.5	138	6.0	5.5	5.5	10.0	116	8.0	8.0	6.3	12.5	100	6.0	9.5	5.0	10.5
22	163	2.0	5.5	10.0	17.5	140	4.0	6.0	5.5	10.0	116	7.0	7.5	6.0	12.0	100	4.0	8.0	5.0	10.5
23	163	2.0	6.1	10.0	17.0	138	7.5	4.0	5.8	10.0	116	6.0	8.0	6.5	12.5	100	6.0	9.5	5.0	10.0

H. R. L. S. T.	FREQUENCY (Mc)																			
	2.5					5					10					20				
	F _{om}	D _u	D _ℓ	V _{dm}	L _{dm}	F _{om}	D _u	D _ℓ	V _{dm}	L _{dm}	F _{om}	D _u	D _ℓ	V _{dm}	L _{dm}	F _{om}	D _u	D _ℓ	V _{dm}	L _{dm}
00	67	8.0	4.0	4.3	8.8	58	3.5	5.5	5.0	9.0	34	5.0	3.5	3.5	5.5	26	0.0	2.0	1.5	3.0
01	68	7.0	6.6	4.8	9.3	58	4.0	4.0	4.5	8.5	32	7.5	2.0	2.5	4.3	26	0.0	2.0	1.5	3.0
02	69	6.0	6.0	5.0	10.0	58	4.0	4.0	4.5	8.5	32	7.5	2.0	2.8	5.5	26	0.0	2.0	0.8	2.5
03	69	6.0	5.5	5.0	9.5	56	6.0	2.0	5.0	9.0	32	10.0	2.0	2.0	3.5	24	2.0	0.0	1.3	2.8
04	69	5.5	7.5	6.0	11.0	56	4.0	4.0	5.0	9.5	34	6.0	4.0	2.5	4.5	24	2.0	0.0	0.5	2.5
05	63	7.5	6.0	6.8	11.9	56	4.0	7.5	5.8	10.0	40	4.0	6.0	3.0	6.5	24	2.0	0.0	0.5	2.0
06	47	10.0	6.0	6.0	11.0	50	7.5	8.0	5.0	8.3	40	6.0	5.5	3.3	6.0	24	2.0	0.0	1.3	2.8
07	39	11.6	7.8	6.8	10.5	44	9.5	8.0	4.0	6.5	38	5.5	5.5	4.0	7.0	26	0.0	2.0	1.0	2.0
08	29	12.0	6.0	3.0	5.0	38	11.5	8.0	3.8	6.3	36	7.5	4.0	3.5	6.0	26	0.0	2.0	1.0	2.5
09	25	10.6	4.0	1.8	3.3	34	12.0	8.0	3.0	6.0	36	4.7	4.7	4.0	7.5	26	0.0	2.0	0.5	2.5
10	23	10.0	2.0	2.0	3.5	35	9.5	9.5	5.0	8.0	32	8.1	2.2	4.3	6.8	26	2.0	2.0	1.0	2.8
11	22	12.7	1.0	2.0	3.8	34	10.3	10.0	5.5	9.0	35	6.3	5.0	3.0	6.0	26	0.1	2.0	1.5	3.0
12	24	17.8	3.1	2.0	4.0	36	10.1	11.6	4.5	7.5	38	3.5	6.0	4.0	7.0	26	3.3	0.0	1.5	3.0
13	25	18.0	4.0	3.0	5.3	38	13.5	11.5	4.3	7.9	40	4.0	6.0	4.5	8.0	28	1.3	2.0	1.3	3.0
14	27	25.5	6.0	2.0	4.3	42	10.0	10.0	4.5	7.5	42	3.5	7.5	4.0	8.0	28	2.0	2.0	1.0	2.8
15	37	25.1	7.1	3.5	6.5	46	7.5	8.0	4.0	7.5	44	2.0	4.0	3.5	7.5	28	2.0	2.0	2.0	3.5
16	43	14.0	13.5	4.0	7.0	52	5.5	9.5	4.0	7.5	46	4.0	4.0	3.5	7.0	28	2.0	2.0	1.5	3.5
17	51	12.0	7.5	3.5	7.5	56	5.5	6.0	3.5	6.5	48	4.0	3.5	3.5	7.5	28	2.0	2.0	1.0	2.5
18	61	8.0	5.5	3.5	7.5	60	4.0	5.5	3.0	6.5	44	4.1	4.0	4.3	8.3	26	2.0	0.0	0.5	2.5
19	69	4.3	7.9	4.0	8.3	62	4.0	7.5	3.5	7.0	42	8.0	8.0	4.0	7.0	26	1.6	0.0	1.0	2.0
20	71	3.5	10.0	4.0	9.0	60	4.0	7.5	3.5	7.5	38	9.5	5.5	3.0	5.3	26	0.0	0.0	0.5	2.5
21	69	6.0	10.0	4.0	8.5	60	4.0	7.5	4.5	8.5	36	9.5	5.5	3.5	5.5	26	0.0	0.0	1.0	2.5
22	69	6.0	10.0	5.0	9.5	58	5.5	6.0	4.0	7.8	34	6.0	3.5	2.5	5.0	26	0.0	0.0	1.0	2.5
23	69	5.7	7.9	5.0	9.5	58	3.5	4.0	4.5	8.5	34	7.5	3.5	3.5	6.0	26	0.0	0.0	1.0	2.5

* Fewer than 15 days data on power measurements and no computations made for D_u and D_ℓ.

* Fewer than 7 days data on voltage and logarithmic measurements.

F_{om} = median value of effective antenna noise in db above ktb.

D_u = ratio of upper decile to median in db.

D_ℓ = ratio of median to lower decile in db.

V_{dm} = median deviation of overvoltage in db below mean power.

L_{dm} = median deviation of overvoltage logarithm in db below mean power.

MONTH-HOUR VALUES OF RADIO NOISE

STATION RILI, WYOMING

LAT. 43.2 N

LONG. 105.2 W

OCTOBER 1964

H. R.	L. S. T.	FREQUENCY (Mc)																			
		.013					.051					.160					.495				
		F _{om}	D _u	D _ℓ	V _{dm}	L _{dm}	F _{om}	D _u	D _ℓ	V _{dm}	L _{dm}	F _{om}	D _u	D _ℓ	V _{dm}	L _{dm}	F _{om}	D _u	D _ℓ	V _{dm}	L _{dm}
00	156	2.0	2.0	10.5	18.0	132	2.0	2.0	5.5	9.0	107	7.1	4.0	8.0	14.5	88	8.0	4.0	7.0	13.0	
01	156	2.0	2.0	11.0	17.5	132	2.0	4.0	4.5	9.0	107	6.0	4.0	8.5	15.5	88	8.0	4.0	7.3	13.3	
02	156	2.0	2.0	12.0	18.5	132	3.3	3.3	5.0	8.5	105	7.3	4.0	9.3	16.0	88	8.0	4.0	8.5	15.5	
03	156	2.0	2.0	12.0	19.0	132	2.0	4.0	5.0	9.0	103	7.3	4.0	10.5	17.5	86	10.0	6.0	9.3	16.8	
04	154	4.0	2.0	12.3	10.5	130	4.0	4.0	4.5	8.0	101	8.0	8.4	11.0	19.5	84	10.0	11.0	10.5	19.0	
05	154	3.3	4.0	12.5	20.0	130	4.0	4.0	3.5	7.5	97	10.0	9.3	12.0	18.5	74	10.0	10.0	8.3	13.3	
06	152	3.3	2.0	12.0	19.0	124	5.3	2.0	4.5	8.5	82	12.3	13.0	8.8	14.5	58	8.6	6.0	3.0	5.0	
07	150	5.3	2.0	12.0	18.5	126	3.3	7.3	4.0	8.5	73	16.0	9.3	6.5	10.0	54	4.0	4.0	1.5	3.0	
08	151	6.3	3.0	12.5	19.0	122	4.0	12.6	4.3	8.3	67	23.0	4.0	5.0	7.0	52	5.5	2.0	1.5	3.5	
09	150	6.0	4.0	11.5	17.5	122	2.7	13.4	3.3	8.3	69	24.0	4.7	5.5	7.5	55	1.5	5.0	1.3	2.8	
10	152	4.0	4.0	10.8	16.0	122	4.0	13.4	3.8	8.0	67	20.4	4.0	4.5	6.0	54	4.3	4.0	1.0	2.5	
11	153	5.0	3.0	9.5	14.5	122	5.9	10.3	5.0	8.5	69	22.2	4.2	6.5	8.5	54	5.3	4.0	1.5	3.0	
12	154	3.5	3.5	9.5	15.0	124	2.1	10.1	5.0	9.0	71	26.6	6.1	10.5	15.8	54	11.9	4.0	2.0	3.0	
13	154	3.4	2.1	10.5	15.8	124	5.3	8.0	6.0	10.0	77	26.4	13.5	10.0	16.5	56	10.3	4.1	2.0	3.5	
14	154	5.5	2.0	9.5	16.0	124	5.3	11.3	5.8	9.5	77	27.1	12.0	11.8	18.0	56	11.3	3.3	1.8	3.5	
15	154	2.0	4.0	11.0	17.0	124	6.0	9.0	5.5	9.5	78	31.0	11.0	10.0	17.0	56	23.0	4.0	2.8	4.5	
16	154	3.3	6.0	11.3	18.0	126	8.0	6.0	5.5	9.0	87	25.1	10.0	8.5	14.5	60	30.0	4.0	5.0	8.5	
17	154	5.1	2.0	11.5	17.5	126	8.0	2.0	4.5	8.5	99	15.1	5.1	7.5	14.3	80	15.1	11.1	6.0	10.0	
18	156	2.0	4.0	12.0	19.0	126	9.1	2.0	5.5	9.5	105	7.1	5.1	8.0	15.0	90	10.2	10.2	8.5	14.5	
19	156	4.0	3.1	12.5	20.0	130	4.0	2.0	4.0	8.0	105	11.1	4.0	9.0	16.0	90	10.0	7.1	7.5	14.0	
20	154	6.0	0.0	12.3	19.8	132	3.1	2.0	5.0	8.0	105	8.0	4.0	8.8	16.0	88	9.1	4.0	7.0	12.8	
21	154	6.0	2.0	11.5	19.0	132	4.0	2.0	4.5	8.5	105	9.1	4.0	9.0	15.5	90	9.1	7.1	7.3	12.5	
22	154	2.0	2.0	11.0	18.5	132	3.1	2.0	4.0	8.0	107	7.1	3.1	8.5	14.5	88	9.1	3.1	6.5	11.5	
23	156	2.0	2.0	11.5	18.3	132	2.0	2.0	4.5	8.5	107	6.0	3.1	8.0	15.0	88	9.1	4.0	7.0	12.5	

H. R.	L. S. T.	FREQUENCY (Mc)																			
		2.5					5					10					20				
		F _{om}	D _u	D _ℓ	V _{dm}	L _{dm}	F _{om}	D _u	D _ℓ	V _{dm}	L _{dm}	F _{om}	D _u	D _ℓ	V _{dm}	L _{dm}	F _{om}	D _u	D _ℓ	V _{dm}	L _{dm}
00	57	7.3	6.0	5.0	8.0	52	5.1	8.0	3.5	6.3	34	9.8	4.0	2.5	4.0	25	0.0	2.0	1.5	3.0	
01	57	7.3	5.3	5.5	8.5	52	5.1	8.0	3.5	6.0	32	13.2	2.0	2.3	3.8	25	0.0	2.0	1.5	3.0	
02	57	8.0	6.0	4.3	6.8	52	4.0	6.0	4.5	7.0	32	8.0	2.0	2.0	4.0	25	0.0	2.0	1.5	3.0	
03	55	6.0	4.0	5.0	7.5	50	5.1	5.1	3.5	6.8	34	3.1	4.0	1.5	3.5	25	0.0	2.0	1.5	3.0	
04	55	7.1	6.0	5.5	9.3	52	4.0	6.0	4.5	8.3	34	3.1	4.0	2.5	4.3	25	0.0	2.0	1.5	3.0	
05	51	10.0	5.1	5.3	7.5	48	7.1	6.0	3.8	6.3	36	6.2	2.0	2.5	4.5	25	0.0	2.0	1.5	3.0	
06	45	11.1	4.0	4.5	7.0	46	5.1	6.0	4.0	7.0	38	5.1	4.0	2.8	5.5	25	0.0	2.0	1.5	2.5	
07	35	12.0	5.0	3.5	5.8	38	6.0	4.0	2.5	4.0	34	7.1	2.0	2.5	4.5	25	2.0	2.0	1.0	2.5	
08	27	8.0	2.0	2.8	4.8	32	4.0	4.0	2.0	3.5	34	6.0	2.0	2.5	4.5	25	2.0	0.0	1.5	2.8	
09	23	7.4	1.6	2.5	4.0	28	4.5	2.0	1.8	3.5	32	8.0	2.0	2.0	3.8	25	2.5	0.5	1.5	3.0	
10	22	3.0	3.0	2.0	4.0	26	4.0	2.0	3.0	5.0	32	2.0	2.5	2.5	4.5	25	2.2	0.0	1.5	3.0	
11	21	4.0	0.7	2.3	3.8	24	6.0	2.0	2.0	3.5	30	4.2	0.0	2.5	4.5	27	2.0	2.0	1.5	3.0	
12	21	6.1	1.4	2.0	3.5	26	6.3	3.6	2.0	3.5	32	6.0	2.0	1.8	4.0	27	2.0	2.0	1.8	3.5	
13	23	15.5	2.1	2.0	3.8	28	8.0	3.3	1.5	3.0	34	5.5	2.0	2.5	4.5	27	2.1	0.1	1.5	3.0	
14	27	17.7	4.1	1.5	3.5	32	12.6	4.0	2.0	4.0	36	8.6	2.0	2.5	4.5	27	6.1	2.0	1.5	3.0	
15	30	14.3	6.3	2.3	3.5	36	13.3	4.0	1.5	3.5	40	7.8	4.0	3.5	7.0	27	2.0	2.0	1.3	2.8	
16	39	15.5	8.0	3.0	4.5	44	8.0	5.1	2.8	5.0	42	4.2	4.0	3.3	5.8	25	2.0	0.0	1.0	2.5	
17	49	18.2	8.0	4.0	6.8	50	7.1	8.0	3.5	6.0	42	7.1	6.0	4.0	7.0	25	2.0	0.0	1.0	2.5	
18	58	8.4	7.6	4.5	7.5	52	4.0	8.0	3.0	5.0	38	10.2	4.0	3.5	5.5	25	2.0	0.0	1.0	2.5	
19	59	9.1	9.1	4.5	8.5	52	4.0	9.1	3.0	6.5	36	12.5	4.0	2.8	4.3	25	2.0	0.0	1.0	2.5	
20	53	7.1	9.1	4.5	8.0	50	7.1	6.0	3.8	6.8	32	8.2	2.0	1.5	3.5	25	1.1	0.0	1.0	2.5	
21	57	10.2	5.1	4.5	9.0	48	10.0	5.1	3.0	5.3	34	8.0	4.0	1.5	3.3	25	0.0	2.0	1.0	2.5	
22	57	9.1	6.0	4.0	0.0	50	8.0	5.1	4.0	7.0	34	9.2	4.0	1.8	3.5	25	0.0	1.1	1.0	2.5	
23	57	8.0	7.3	5.3	9.0	50	6.0	5.1	4.3	7.3	34	9.1	4.0	2.5	4.0	25	0.0	2.0	1.5	2.8	

* Fewer than 15 days data on power measurements and no computations made for D_u and D_ℓ.

* Fewer than 7 days data on voltage and logarithmic measurements.

F_{om} = median value of effective antenna noise in db above ktb.

D_u = ratio of upper decile to median in db.

D_ℓ = ratio of median to lower decile in db.

V_{dm} = median deviation of average voltage in db below mean power.

L_{dm} = median deviation of average logarithm in db below mean power.

MONTH-HOUR VALUES OF RADIO NOISE

STATION RIL, WYOMING

LAT. 43.2 N

LONG. 105.2 W

NOVEMBER 1964

MOF. RT.	FREQUENCY (Mc)																			
	.113					.051					.160					.495				
	F _{am}	D _U	D _L	V _{dm}	L _{dm}	F _{am}	D _U	D _L	V _{dm}	L _{dm}	F _{am}	D _U	D _L	V _{dm}	L _{dm}	F _{am}	D _U	D _L	V _{dm}	L _{dm}
00	156	6.0	4.0	10.5	17.3	130	7.8	4.0	8.3	14.5	107	11.0	5.0	8.3	14.5	84	13.3	5.3	7.0	12.5
01	156	5.3	3.3	10.8	17.5	130	5.8	4.0	7.5	12.5	106	12.6	6.0	8.0	14.5	84	15.3	4.0	7.0	13.3
02	156	4.0	2.0	11.5	18.3	128	8.6	3.3	7.8	13.0	104	11.3	5.3	8.2	15.5	84	14.0	5.3	7.3	13.3
03	156	4.0	2.0	11.5	18.5	128	7.3	4.0	6.5	11.3	104	11.8	8.0	8.3	14.5	84	13.3	8.0	7.3	13.8
04	154	5.3	2.0	11.3	18.3	128	6.0	6.0	8.0	12.3	101	11.6	10.3	8.5	15.5	80	13.3	10.0	8.3	15.0
05	154	5.3	2.0	12.5	19.3	125	7.0	5.0	7.5	12.0	97	11.0	10.3	9.5	14.8	73	13.0	7.0	9.0	15.0
06	152	3.3	3.3	12.3	18.8	126	4.0	10.0	7.3	11.0	89	13.8	8.8	8.8	14.8	62	12.0	6.6	5.5	10.0
07	152	4.0	4.0	11.8	18.3	122	8.0	12.0	6.0	8.5	79	18.3	9.5	9.0	15.5	53	11.6	3.0	2.5	5.0
08	150	5.3	2.0	12.0	19.0	118	7.8	12.0	3.8	7.3	74	22.0	9.3	5.8	8.5	52	7.7	2.0	1.8	3.3
09	151	3.1	4.6	12.0	18.0	114	8.3	12.0	5.0	8.0	70	27.4	4.0	5.5	7.5	54	6.7	4.0	2.0	3.5
10	152	5.9	3.9	11.3	17.5	116	14.0	10.3	5.5	8.5	72	27.8	6.1	6.0	8.5	54	6.6	4.0	2.0	3.5
11	152	4.0	2.0	11.3	17.3	116	8.0	9.7	4.5	8.0	76	19.0	9.0	7.5	10.0	54	4.3	4.0	2.0	3.8
12	152	4.0	2.0	11.3	17.5	117	6.3	10.3	6.3	9.5	75	22.1	8.3	6.5	9.3	54	4.0	4.0	2.0	3.5
13	152	4.0	2.0	11.5	18.0	118	5.5	12.0	8.5	13.0	74	21.3	8.0	7.5	10.8	54	7.5	4.0	1.0	3.0
14	152	5.3	3.3	10.5	17.0	116	11.9	10.0	5.5	9.0	77	23.6	11.0	6.5	9.5	55	7.6	5.0	3.0	4.5
15	150	9.3	4.0	11.5	19.0	116	13.8	10.6	6.3	9.8	81	24.1	11.0	7.3	11.8	57	13.6	5.0	2.5	4.5
16	150	7.3	2.0	11.0	17.5	120	13.3	7.3	7.3	11.8	93	17.6	12.3	6.5	12.5	72	14.6	10.0	5.0	9.0
17	154	5.3	4.0	11.5	18.5	124	10.6	6.0	7.5	12.5	100	14.0	11.3	8.0	14.0	80	16.0	11.3	5.8	10.3
18	154	7.3	2.0	11.5	19.0	125	11.1	5.3	8.0	12.3	101	14.3	9.0	8.5	14.0	92	16.0	7.3	6.5	11.0
19	154	5.3	2.0	12.0	19.0	127	7.0	5.0	7.0	12.0	102	16.0	6.0	8.5	14.0	85	13.0	7.0	6.5	12.0
20	155	7.6	3.0	12.5	19.0	128	8.0	4.0	6.5	13.0	104	13.3	6.0	7.5	14.5	85	14.3	3.0	5.5	11.0
21	155	7.0	4.3	11.5	18.5	128	9.3	4.0	7.5	13.0	104	15.3	5.3	8.0	14.5	86	13.3	5.3	6.0	12.0
22	156	5.3	4.0	11.0	17.5	128	8.6	4.0	8.0	14.0	106	11.8	5.3	8.0	14.5	87	12.3	6.3	7.5	13.0
23	156	5.3	4.0	11.0	17.5	129	7.6	3.0	8.5	14.0	106	12.0	5.3	7.5	15.0	87	13.0	5.0	6.5	12.5

MOF. RT.	FREQUENCY (Mc)																			
	2.5					5					10					20				
	F _{am}	D _U	D _L	V _{dm}	L _{dm}	F _{am}	D _U	D _L	V _{dm}	L _{dm}	F _{am}	D _U	D _L	V _{dm}	L _{dm}	F _{am}	D _U	D _L	V _{dm}	L _{dm}
00	55	13.3	4.0	4.5	7.5	52	8.6	4.0	3.5	6.5	35	17.0	3.0	2.3	4.3	25	1.5	0.0	1.0	2.0
01	55	12.0	4.0	3.5	7.3	52	8.6	4.0	3.5	6.5	36	13.3	4.0	2.5	4.3	25	1.5	0.0	1.0	2.0
02	56	11.0	6.3	3.5	6.8	54	7.3	4.0	4.0	7.3	34	14.6	2.0	2.5	4.0	25	2.0	0.0	0.5	2.0
03	55	12.6	5.3	3.5	6.5	52	8.0	2.0	4.0	7.5	33	13.6	3.0	2.5	4.0	25	2.0	0.0	0.5	2.0
04	55	13.3	7.3	4.5	7.3	52	6.0	4.0	3.0	6.5	32	14.6	2.0	1.8	3.5	25	2.0	0.0	1.0	2.5
05	54	13.0	7.0	3.5	7.0	52	8.0	4.0	4.5	8.5	34	8.0	3.3	2.0	3.5	25	2.0	0.0	1.5	2.5
06	51	11.3	5.0	3.8	5.8	48	7.5	3.5	3.5	6.3	38	6.0	4.0	2.5	6.0	27			1.0	2.5
07	45	6.0	7.5	4.5	7.0	46	5.5	4.0	3.5	6.5	40	6.0	4.0	2.8	5.0	27	2.0	1.7	1.0	3.0
08	35	8.4	8.0	3.0	5.0	40	3.5	6.0	2.5	4.5	38	7.0	3.5	3.0	5.0	27	2.0	0.3	1.5	3.0
09	27	6.2	4.1	2.0	3.9	34	4.0	6.3	2.0	4.0	37	7.5	5.5	2.5	5.0	27	2.5	0.0	1.0	3.0
10	25	10.0	4.0	2.0	3.5	30	4.3	4.0	3.0	5.5	36	6.2	4.2	2.5	4.5	29	2.0	2.0	1.5	3.0
11	25	3.9	4.0	2.0	3.8	28	10.4	4.1	2.5	4.0	36	4.6	4.0	3.5	6.0	29	4.0	2.0	2.0	3.5
12	25	4.2	4.0	1.5	3.0	30	4.0	6.0	2.8	4.5	36	7.5	4.0	2.8	5.0	29	1.6	2.0	2.0	3.5
13	25	6.0	3.5	3.0	4.5	30	6.4	5.6	1.5	2.5	38	8.0	4.0	2.5	5.0	29	2.0	2.0	2.8	4.5
14	27	11.5	4.0	3.0	5.0	34	11.0	4.0	4.0	6.5	40	8.0	4.0	3.8	6.8	29	2.0	2.0	2.0	3.5
15	33	13.3	4.0	2.5	4.5	40	10.6	6.0	2.5	4.5	42	10.0	4.0	4.5	7.5	27	1.5	2.0	1.5	2.5
16	41	17.8	9.3	3.5	6.3	50	6.6	6.0	3.0	5.5	42	7.3	4.0	3.8	6.3	27	1.5	2.0	1.5	2.5
17	40	16.0	6.0	3.5	5.5	51	9.0	6.3	2.5	4.3	37	9.0	3.0	2.5	4.8	27			1.5	2.5
18	55	7.3	7.3	3.5	7.0	54	4.0	6.0	2.5	4.5	35	6.3	3.0	2.0	3.5	27			1.5	2.5
19	55	11.3	5.3	4.0	7.0	54	5.3	4.0	2.5	5.0	34	10.0	2.0	1.5	4.0	25	2.0	0.0	1.5	3.0
20	55	11.3	4.0	4.0	7.0	54	6.6	4.0	3.3	6.0	34	12.6	3.3	2.0	3.5	25	2.0	0.0	1.5	3.0
21	55	12.6	4.0	4.0	7.0	54	9.3	4.0	4.5	8.5	34	12.6	4.0	1.5	3.5	25	2.0	0.0	1.0	2.5
22	57	12.6	4.0	4.0	7.3	54	8.0	4.0	3.5	6.5	32	15.7	1.3	2.0	3.5	25	1.5	0.0	0.8	2.0
23	55	14.0	2.0	4.5	7.0	52	7.3	3.3	3.0	6.0	34	12.4	2.0	2.5	4.0	25	1.5	1.5	0.5	2.0

* Fewer than 15 days data on power measurements and no computations made for D_U and D_L.

* Fewer than 7 days data on voltage and logarithmic measurements.

F_{am} = median value of effective antenna noise in db above ktb.

D_U = ratio of upper decile to median in db.

D_L = ratio of median to lower decile in db.

V_{dm} = median deviation of average voltage in db below mean power.

L_{dm} = median deviation of average logarithm in db below mean power.

MONTH-HOUR VALUES OF RADIO NOISE

STATION BOULDER, COLORADO

LAT. 40.1 N

LONG. 105.1 W

SEPTEMBER 1964

H. R. T.	FREQUENCY (Mc)																			
	.013					.051					.160					.495				
	F _{om}	D _u	D _l	V _{dm}	L _{dm}	F _{om}	D _u	D _l	V _{dm}	L _{dm}	F _{om}	D _u	D _l	V _{dm}	L _{dm}	F _{om}	D _u	D _l	V _{dm}	L _{dm}
00	162	4.0	6.0	10.5	17.0	*132			* 7.8	*12.3	114	4.1	4.0	* 7.5	*13.5	99	4.3	5.9	* 5.5	* 9.3
01	162	3.7	5.6	9.5	17.5	*132			* 8.8	*13.0	116	3.7	6.3	8.0	14.5	101	3.5	6.0	6.0	10.0
02	162	4.0	6.0	12.0	19.5	*130			* 8.5	*13.5	114	4.0	4.2	7.0	12.3	101	2.4	6.6	5.8	13.3
03	160	5.7	4.3	12.5	20.0	*130			* 8.0	*13.5	114	3.7	9.6	* 7.3	*13.0	99	4.1	5.8	* 7.5	*15.3
04	160	5.9	6.1	*12.0	*20.0	*130			* 9.0	*13.5	110	2.6	7.7	9.8	18.0	95	4.1	11.7	* 8.3	*18.3
05	156	6.0	2.0	*13.5	*20.3	*126			* 6.5	*11.0	* 99			*11.0	*17.0	73			*10.0	*13.5
06	158	4.1	6.1	13.8	20.3	*124			* 7.8	*12.8	* 98			*11.0	*16.5	* 65			* 6.0	* 9.0
07	158	2.0	7.5	13.3	20.0	*124			* 9.3	*14.5	* 96			* 9.0	*16.0	* 65			* 4.0	* 6.5
08	158	5.5	5.7	*13.0	*20.5	*126			* 9.0	*13.3	* 92			*11.3	*16.5	* 65			* 5.5	* 8.5
09	159	5.1	6.9	*13.5	*19.5	*124			*10.5	*15.0	* 94			*11.0	*17.0	* 66			3.5	6.0
10	158	6.0	4.0	*11.0	*18.5	*124			* 9.0	*13.0	* 93			*11.3	*16.3	* 66			* 3.5	* 6.0
11	159	5.2	2.9	12.5	18.5	*125			* 6.5	*10.5	*100			*10.5	*16.0	* 65			* 2.8	* 5.8
12	164	3.5	8.0	11.5	16.5	*129			* 7.5	*12.0	*100			* 7.5	*14.0	* 69			* 3.5	* 6.5
13	164	3.0	6.1	9.8	16.0	*128			* 6.5	*11.5	*102			* 8.3	*15.8	79	11.4	16.0	* 5.0	* 8.5
14	165	3.0	9.3	*10.5	*15.8	*132			* 6.3	*11.0	*110			*10.0	*17.0	* 80			* 9.5	*14.8
15	165	3.0	8.3	* 8.8	*16.0	*132			* 7.0	*12.0	*109			* 9.8	*16.0	* 79			* 4.8	* 9.8
16	164	4.0	8.0	10.0	17.0	*130			* 8.5	*13.0	*110			*10.3	*18.0	* 81			*11.0	*15.5
17	164	3.5	10.4	10.5	16.5	*130			* 7.5	*12.5	112	7.9	14.4	* 8.0	*14.0	* 84			7.0	13.0
18	164	3.1	8.3	10.3	16.8	*132			* 7.0	*11.8	114	10.5	10.1	6.5	12.0	* 97	6.3	14.0	* 5.5	*10.5
19	164	4.0	11.1	11.0	18.0	*132			* 7.8	*13.5	118	4.4	8.2	* 6.0	*11.0	* 99	6.3	4.6	* 6.0	*11.0
20	164	3.1	5.1	*10.0	*16.5	*134			* 5.0	* 9.8	118	4.4	10.3	7.0	13.0	100	4.6	10.6	* 6.5	*12.0
21	164	2.0	6.0	10.8	17.3	*135			* 5.0	* 9.8	116	6.0	6.3	6.5	12.0	99	4.0	8.3	6.0	12.5
22	164	3.3	6.0	11.0	18.0	*134			* 7.0	*10.5	*116			7.0	12.0	99	5.7	6.1	* 6.8	*12.3
23	164	2.0	7.5	*11.3	*18.3	*134			* 6.5	*10.0	114	5.9	3.7	* 6.5	*11.8	99	6.3	6.3	* 5.5	*11.0

H. R. T.	FREQUENCY (Mc)																			
	2.5					5					10					20				
	F _{om}	D _u	D _l	V _{dm}	L _{dm}	F _{om}	D _u	D _l	V _{dm}	L _{dm}	F _{om}	D _u	D _l	V _{dm}	L _{dm}	F _{om}	D _u	D _l	V _{dm}	L _{dm}
00	62	8.3	24.0	* 6.5	*11.5	57	3.7	16.2	* 7.5	*12.0	36	4.0	2.0	* 5.5	* 7.5	25	0.1	2.0	* 2.0	* 3.0
01	62	8.0	19.0	* 6.5	*10.0	57	3.5	13.5	* 6.0	*10.0	34	5.1	2.0	* 5.5	* 8.0	23	4.0	0.0	* 2.0	* 3.0
02	* 63			* 6.6	*11.3	57	5.7	10.5	* 6.3	*10.0	36	9.8	5.3	* 5.5	* 7.8	23	5.7	0.0	* 2.0	* 3.5
03	* 64			* 7.8	*13.5	59	4.1	8.2	* 6.5	*11.0	36	10.0	5.5	* 5.0	* 7.8	23	5.5	0.0	* 2.5	* 3.5
04	* 63			* 7.5	*12.0	57	4.1	9.4	* 7.5	*12.8	37	7.0	7.6	* 6.8	* 9.0	23	3.3	0.0	* 2.5	* 3.5
05	58	4.3	7.7			55	7.7	3.9			42	2.0	9.3	* 6.0	* 8.5	23	0.3	0.0	* 2.5	* 3.8
06	43	9.0	4.3	* 7.5	* 9.5	50	7.3	7.4			40	6.0	2.4			23	2.0	0.0	* 2.5	* 3.5
07	39	4.7	3.1	* 4.0	* 7.5	41	12.8	4.4			40	5.5	7.5	* 3.5	* 5.5	23	2.0	0.0	* 2.8	* 3.8
08	37	14.0	1.0	* 5.8	* 8.8	38	7.5	5.1	* 9.0	*13.0	36	6.0	4.0	* 5.0	* 6.0	* 23			* 2.8	* 3.5
09	36	6.4	0.0	* 2.0	* 2.5	35	8.9	2.1	* 7.5	*10.0	36	5.5	4.0	* 5.0	* 6.8	23	2.0	0.2	* 2.0	* 3.5
10	36	4.9	0.1			35	8.0	2.0	* 2.0	* 3.5	34	9.4	2.1	* 5.0	* 7.0	* 24			* 2.0	* 3.5
11	38	11.6	2.2			37	9.7	4.1			36	7.9	4.1	* 4.8	* 7.0	* 25			* 2.0	* 3.0
12	38	20.0	2.3	* 3.0	* 4.0	39	16.2	4.3	* 4.0	* 5.8	38	6.3	5.5	* 6.0	* 8.5	25	3.6	2.0	* 2.0	* 3.0
13	38	21.8	2.0	* 2.3	* 3.3	41	15.8	8.1	* 4.3	* 6.3	40	3.7	4.2	* 6.5	*10.0	25	5.0	2.0	* 2.0	* 3.5
14	41	20.4	4.6	* 5.0	* 7.5	43	15.7	6.0	* 5.8	* 9.8	42	4.1	7.7	* 6.5	*10.5	26	3.0	3.0	* 4.0	* 6.0
15	42	18.8	4.3	* 5.0	* 6.5	* 46			* 8.3	*12.5	44	5.7	8.5	* 6.3	* 9.5	27	2.0	4.0	* 3.5	* 5.0
16	44	13.5	10.0	* 4.0	* 6.0	49	7.5	7.5	* 6.0	*10.0	44	3.9	5.9	* 5.8	* 8.5	27	4.7	3.9	* 3.3	* 5.0
17	50	3.7	9.7	* 6.0	* 8.5	* 53			* 4.3	* 7.3	46	1.1	6.3	* 4.0	* 7.0	27	2.0	4.0	* 3.5	* 5.0
18	57	5.1	14.3	* 6.0	*10.5	57	4.0	7.0	* 4.8	* 7.3	46	6.2	4.2	* 5.5	* 8.5	25	2.1	2.0	* 3.0	* 4.0
19	64	5.0	24.8	* 5.0	* 9.5	61	3.7	8.5	* 4.0	* 6.0	40	9.9	5.9	* 3.5	* 5.5	24	1.4	1.0	* 2.0	* 2.5
20	64	3.0	26.1	* 6.0	*10.0	57	4.1	14.2	* 5.8	* 9.3	38	7.5	5.5	* 4.8	* 7.0	25	2.1	2.0	* 1.3	* 2.5
21	62	4.1	23.9	* 6.0	*10.5	57	5.5	20.0	* 6.0	*10.5	38	4.0	5.5	* 5.5	* 8.0	25	1.5	2.0	* 1.3	* 2.5
22	63	4.9	25.9	* 6.0	*10.5	57	5.7	21.7	* 5.5	* 9.5	38	3.5	7.5	* 6.5	* 9.0	25			* 1.5	* 2.5
23	62	4.0	24.0	* 6.5	*11.0	* 55			* 6.0	*10.0	36	4.1	4.1	* 6.0	* 7.5	24	1.0	1.0	* 1.8	* 2.5

* Fewer than 15 days data on power measurements and no computations made for D_u and D_l.

* Fewer than 7 days data on voltage and logarithmic measurements.

F_{om} = median value of effective antenna noise in db above ktb.

D_u = ratio of upper decile to median in db.

D_l = ratio of median to lower decile in db.

V_{dm} = median deviation of average voltage in db below mean power.

L_{dm} = median deviation of average logarithm in db below mean power.

MONTH-HOUR VALUES OF RADIO NOISE

STATION BOULDER, COLORADO

LAT. 40.1 N

LONG. 105.1 W

OCTOBER 1964

H. R. L. S. T.	FREQUENCY (Mc)																			
	.013					.051					.150					.495				
	F _{am}	D _u	D _ℓ	V _{dm}	L _{dm}	F _{am}	D _u	D _ℓ	V _{dm}	L _{dm}	F _{am}	D _u	D _ℓ	V _{dm}	L _{dm}	F _{am}	D _u	D _ℓ	V _{dm}	L _{dm}
00	156	4.0	11.6	* 9.0	*14.0	134	4.6	10.8	* 4.0	* 8.5	110	5.7	4.0	* 9.0	*14.4	89	6.7	3.0	7.5	12.5
01	155	5.0	13.8	* 6.8	*11.0	133	4.0	10.2	* 3.2	* 7.5	109	3.2	4.8	* 5.0	*15.0	88	9.2	2.1	8.0	13.5
02	156	5.0	16.1	* 8.3	*13.8	133	4.0	10.4	4.0	7.5	108	5.8	3.7	*10.0	*16.0	88	8.1	2.1	* 9.0	*15.8
03	153	5.1	13.0	* 9.0	*12.8	133	4.0	9.9	* 3.5	* 7.5	106	7.3	4.2	10.5	17.5	86	10.0	4.1	*11.5	*17.5
04	156	2.3	15.9	* 9.5	*14.0	133	3.9	8.1	* 3.8	* 8.5	104	6.6	6.2	*12.0	*18.5	85	10.8	12.7	*11.3	*18.5
05	154	2.4	15.0	*10.0	*14.0	131	6.0	8.1	* 4.0	* 9.0	*102			*12.8	*18.3	78	10.3	8.0		
06	153	2.9	14.9	*10.8	*14.8	125	6.3	10.0	* 3.0	* 7.5	*102					* 72				
07	151	3.2	13.0	* 9.5	*10.8	*126			3.0	7.5	*100					* 72				
08	150	7.9	13.5	* 7.3	* 9.3	*125			* 3.5	* 7.3	*102					* 73				
09	150	6.0	10.0	* 7.3	*10.0	*122			* 3.5	* 6.5	* 94					* 77				
10	150	8.3	12.3	* 6.0	* 8.5	*121			* 2.3	* 5.8	*102					* 78				
11	*152			* 4.5	* 7.8	*125			* 3.5	* 7.0	*108					* 78				
12	152	8.4	13.4	* 7.5	*11.0	*125			* 2.5	* 6.3	*107					* 82				
13	154	5.9	16.1	* 7.5	*11.0	*127			* 3.0	* 6.8	*113					* 84				
14	154	10.2	14.4	* 8.0	*12.3	*125			* 4.5	* 8.5	*113					* 85				
15	154	8.0	14.0	* 7.3	*11.0	*127			* 5.0	* 9.0	*110					* 82				
16	153	9.4	13.1	* 6.5	* 9.0	127	10.8	6.8	* 4.8	* 9.0	*106			*11.0	*15.0	* 81			* 4.0	* 8.5
17	155	8.3	13.4	* 8.0	*10.0	129	12.2	9.1	4.5	8.5	100	18.0	4.0	* 7.3	*12.5	82	18.9	6.0	* 6.8	*12.0
18	156	5.5	14.4	* 6.0	* 9.0	127	12.2	9.1	* 7.5	*12.0	106	14.2	6.0	* 7.0	*12.0	92	10.9	8.9	9.0	14.5
19	156	3.5	16.4	* 8.5	*12.0	133	4.0	11.1	* 4.5	* 8.3	108	9.5	5.0	* 8.8	*16.3	92	7.8	8.0	* 8.0	*14.0
20	156	5.5	17.5	* 5.5	* 8.3	133	4.0	9.3	* 4.0	* 8.3	110	6.0	8.0	9.0	15.0	92	8.0	8.0	7.8	13.3
21	156	5.5	18.0	*11.0	*15.5	134	4.3	12.3	* 3.3	* 8.5	108	8.0	3.1	* 9.3	*15.8	80	11.1	4.0	* 9.0	*14.5
22	156	4.0	17.5	* 9.5	*14.0	135	3.5	9.5	4.3	9.0	108	8.0	1.5	* 9.0	*15.3	91	9.0	3.0	* 7.5	*13.0
23	156	5.5	15.5	* 7.0	*11.5	133	5.7	9.6	* 4.0	* 8.5	108	6.0	1.5	* 8.5	*15.0	80	8.1	3.7	* 7.3	*14.5

H. R. L. S. T.	FREQUENCY (Mc)																			
	2.5					5					10					20				
	F _{am}	D _u	D _ℓ	V _{dm}	L _{dm}	F _{am}	D _u	D _ℓ	V _{dm}	L _{dm}	F _{am}	D _u	D _ℓ	V _{dm}	L _{dm}	F _{am}	D _u	D _ℓ	V _{dm}	L _{dm}
00																				
01																				
02																				
03																				
04																				
05																				
06																				
07																				
08																				
09																				
10																				
11																				
12																				
13																				
14																				
15																				
16																				
17																				
18																				
19																				
20																				
21																				
22																				
23																				

* Fewer than 15 days data on power measurements and no computations made for D_u and D_ℓ.

* Fewer than 7 days data on voltage and logarithmic measurements.

F_{am} = median value of effective antenna noise in db above 1kb.

D_u = ratio of upper decile to median in db.

D_ℓ = ratio at median to lower decile in db.

V_{dm} = median deviation of average voltage in db below mean power.

L_{dm} = median deviation of average logarithm in db below mean power.

MONTH-HOUR VALUES OF RADIO NOISE

STATION BOULDER, COLORADO

LAT. 40.1 N

LONG. 105.1 W

NOVEMBER 1964

H. R. L. S. T.	FREQUENCY (Mc)																			
	.013					.051					.160					.495				
	F _{om}	D _u	D _l	V _{dm}	L _{dm}	F _{om}	D _u	D _l	V _{dm}	L _{dm}	F _{om}	D _u	D _l	V _{dm}	L _{dm}	F _{om}	D _u	D _l	V _{dm}	L _{dm}
00	*148	4.5	6.3	*10.0	*15.8	*122			*9.0	*15.0	*103			*9.5	*16.5	*86			*6.5	*12.0
01	*147			11.0	16.3	*123			*9.8	*15.8	*103			10.0	17.0	*84			*7.8	*14.5
02	*147			10.8	17.0	*122			*10.5	*15.8	*98			9.5	17.0	*81			*8.0	*15.5
03	*146			11.0	17.0	*120			9.5	16.5	*97			9.0	16.5	*80			*9.0	*16.0
04	*146			11.5	16.5	*118			*10.5	*17.3	*94			*8.8	*14.3	*82			*10.0	*18.5
05	*144			11.5	17.0	*115			*12.0	*18.3	*91			*9.5	*17.5	*74			*8.5	*14.5
06	144	4.1	4.3	11.5	16.3	*114			*16.0	*21.0	*90			*12.5	*18.5	*68			*6.5	*10.3
07	*144			11.5	16.0	*114			*14.0	*20.0	*86			*9.0	*14.5	*66			*3.3	*7.3
08	142	5.1	4.3	11.5	16.0	*117			*14.0	*18.8	*89			*8.5	*16.0	*67			*8.0	*16.0
09	143	3.9	5.5	11.0	15.5	*110			*13.8	*18.0	*90			*13.5	*18.5	*66			*7.0	*14.5
10	*144			12.0	17.5	*124			*11.0	*16.8	*96			*10.0	*17.5	*70			*8.5	*14.5
11	*144			12.0	16.8	*119			*11.8	*17.0	*108			*10.0	*18.0	*71			*7.5	*14.0
12	144	8.9	7.8	11.5	16.5	*116			*9.8	*15.8	*94			*11.0	*16.8	*66			*5.0	*9.3
13	144	8.9	4.3	11.5	16.5	*116			*11.5	*18.0	*92			*9.0	*16.5	*65			*7.0	*13.0
14	144	8.2	3.1	12.3	16.8	*121			*11.5	*18.5	*97			*10.0	*18.0	*66			*3.0	*6.0
15	142	6.1	4.8	11.0	16.5	*119			*10.5	*17.5	*106			*9.0	*18.0	*70			*4.8	*9.3
16	142	7.5	4.5	11.0	15.5	*116			*10.0	*16.3	*94			*8.3	*16.3	*75			*6.3	*11.5
17	144	3.0	7.6	12.0	17.0	*116			10.5	16.8	*96			8.5	15.0	*82			*7.5	*17.3
18	144	6.0	2.4	11.5	17.0	*118			*7.5	*13.5	*94			8.5	13.5	*76			*6.8	*14.8
19	145	5.3	2.9	11.5	16.5	*118			*11.0	*15.5	*98			8.0	14.3	*78			7.0	13.3
20	146	4.3	2.3	11.5	16.5	*120			*8.5	*14.5	*96			8.8	13.3	*84			7.0	13.5
21	146	4.0	2.3	11.0	16.3	*120			*10.3	*16.8	*98			*9.8	*15.5	*84			7.8	15.0
22	*146			11.0	16.0	*117			*7.5	*13.5	*96			7.5	13.5	*93			8.5	14.5
23	*147			10.8	16.0	*118			*10.0	*15.3	*100			7.5	13.8	*86			7.8	14.3

H. R. L. S. T.	FREQUENCY (Mc)																			
	2.5					5					10					20				
	F _{om}	D _u	D _l	V _{dm}	L _{dm}	F _{om}	D _u	D _l	V _{dm}	L _{dm}	F _{om}	D _u	D _l	V _{dm}	L _{dm}	F _{om}	D _u	D _l	V _{dm}	L _{dm}
00	*58					*52					*39					*23				
01	*60					*51					*39					*23				
02	*58					*49					*35					*23				
03	*54					*54					*34					*23				
04	*61					*52					*33					*23				
05	*58					*49					*33					*23				
06	*52					*48					*37					*23				
07	*47					*45					*41					*25				
08	*45					*40					*37					*26				
09	*48					*38					*37					*27				
10	*48					*36					*33					*29				
11	*48					*36					*33					*27				
12	*42					*36					*35					*25				
13	*40					*38					*35					*27				
14	*46					*38					*37					*27				
15	*50					*40					*39					*25				
16	*50					*50					*41					*25				
17	*54					*49					*35					*23				
18	*54					*52					*35					*23				
19	*52					*50					*33					*23				
20	*52					*54					*31					*23				
21	*54					*52					*33					*23				
22	*56					*52					*35					*23				
23	*55					*50					*31					*23				

* Fewer than 15 days data on power measurements and no computations made for D_u and D_l.

* Fewer than 7 days data on voltage and logarithmic measurements.

F_{om} = median value of effective antenna noise in db above ktb.

D_u = ratio of upper decile to median in db.

D_l = ratio of median to lower decile in db.

V_{dm} = median deviation of overage voltage in db below mean power.

L_{dm} = median deviation of overage logarithm in db below mean power.

MONTH-HOUR VALUES OF RADIO NOISE

STATION BYRD STATION, ANT.

LAT. 80.0 S

LONG. 120.0 W

OCTOBER 1964

H. R. L. S. T.	FREQUENCY (Mc)																			
	.051					.113					.246					.545				
	F _{am}	D _u	D _ℓ	V _{dm}	L _{dm}	F _{am}	D _u	D _ℓ	V _{dm}	L _{dm}	F _{am}	D _u	D _ℓ	V _{dm}	L _{dm}	F _{am}	D _u	D _ℓ	V _{dm}	L _{dm}
00	* 93					* 93					* 101					* 87				
01	* 101					* 90					* 131					* 94				
02	* 101					* 93					* 85					* 85				
03	* 93					* 117					* 89					* 85				
04	* 99					* 90					* 113					* 86				
05	* 101					* 96					* 86					* 90				
06	* 99					* 88					* 85					* 86				
07	* 97					* 88					* 116					* 89				
08	* 95					* 90					* 103					* 86				
09	* 97					* 92					* 101					* 87				
10	* 95					* 84					* 110					* 97				
11	* 99					* 94					* 109					* 87				
12	* 99					* 86					* 104					* 98				
13	* 97					* 86					* 82					* 102				
14	* 91					* 83					* 87					* 84				
15	* 91					* 82					* 87					* 84				
16	* 91					* 88					* 94					* 96				
17	* 95					* 89					* 97					* 95				
18	* 99					* 84										* 94				
19	* 91					* 87					* 83					* 88				
20	* 101					* 100					* 93					* 92				
21	* 99					* 89					* 97					* 91				
22	* 91					* 94					* 87					* 90				
23	* 97					* 83					* 81					* 105				

H. R. L. S. T.	FREQUENCY (Mc)																			
	2.5					5					10					20				
	F _{am}	D _u	D _ℓ	V _{dm}	L _{dm}	F _{am}	D _u	D _ℓ	V _{dm}	L _{dm}	F _{am}	D _u	D _ℓ	V _{dm}	L _{dm}	F _{am}	D _u	D _ℓ	V _{dm}	L _{dm}
00	44	15.2	6.6			* 36					* 30					* 26				
01	43	16.2	6.0			* 38					* 33					* 25				
02	45	9.7	7.6			* 38					* 30					* 26				
03	43	8.4	4.0			* 40					* 32					* 26				
04	45	23.2	9.6			* 40					* 26					* 26				
05	45	21.3	16.0			* 40					* 27					* 25				
06	45	26.2	12.3			* 37					* 30					* 24				
07	45	8.4	14.2			* 42					* 32					* 26				
08	41	19.8	7.5			* 36					* 27					* 26				
09	43	6.0	9.5			* 31					* 28					* 26				
10	43	17.4	7.0			* 36					* 28					* 26				
11	43	34.9	8.1			* 38					* 27					* 26				
12	43	18.9	8.0			* 30					* 28					* 25				
13	43	31.1	14.9			* 30					* 26					* 24				
14	43	12.4	5.5			* 34					* 26					* 24	13.4	0.0		
15	45	14.1	7.8			* 34					* 24					* 24				
16	45	23.0	8.0			* 35					* 26					* 26	26.6	2.0		
17	* 45					* 36					* 27					* 26				
18	43	17.3	10.6			* 35					* 28					* 25				
19	43	31.8	8.1			36	26.0	5.4			* 28					* 26				
20	45	20.5	6.4			* 38					* 28					* 26				
21	47	26.7	12.0			* 37					* 28					* 26				
22	41	7.0	7.6			* 34					* 26					* 24				
23	43	15.0	13.8			* 34					* 34					* 26				

* Fewer than 15 days data on power measurements and no computations made for D_u and D_ℓ.

* Fewer than 7 days data on voltage and logarithmic measurements.

F_{am} = median value of effective antenna noise in db above ktb.

D_u = ratio of upper decile to median in db.

D_ℓ = ratio of median to lower decile in db.

V_{dm} = median deviation of average voltage in db below mean power.

L_{dm} = median deviation of average logarithm in db below mean power.

MONTH-HOUR VALUES OF RADIO NOISE

STATION COOK, AUSTRALIA

LAT. 30.6 S

LONG. 130.4 E

SEPTEMBER 1964

H.R. L.S.T.	FREQUENCY (Mc)																			
	.013					.051					.160					.495				
	F _{om}	D _u	D _l	V _{dm}	L _{dm}	F _{om}	D _u	D _l	V _{dm}	L _{dm}	F _{om}	D _u	D _l	V _{dm}	L _{dm}	F _{om}	D _u	D _l	V _{dm}	L _{dm}
00	154	3.5	2.0	8.0	12.5	126	9.8	4.0	9.5	15.5	109	9.3	6.0	7.3	12.5	86	8.0	4.6	6.8	11.8
01	154	4.0	1.3	7.5	12.0	128	5.3	5.3	9.0	14.5	108	10.8	6.3	7.3	13.5	86	8.1	4.1	6.0	11.0
02	154	3.7	0.1	2.0	14.0	128	5.3	4.0	8.5	13.5	107	9.8	2.0	7.5	13.0	86	9.5	5.0	6.5	11.0
03	154	3.6	2.0	8.5	13.5	128	5.5	5.5	8.5	13.5	107	9.0	5.5	7.5	14.0	86	9.0	5.5	6.5	11.5
04	154	2.0	2.0	8.5	14.0	126	7.5	2.0	9.0	14.5	106	8.3	6.3	7.8	14.5	84	9.3	4.0	8.0	13.5
05	154	2.0	2.0	9.5	14.5	126	6.0	4.0	8.5	14.5	103	8.6	5.3	7.8	13.8	82	4.0	6.0	7.5	13.5
06	154	2.0	2.0	8.5	14.0	120	7.3	5.3	9.0	14.0	89	15.3	8.0	*13.3	*18.5	60	13.3	13.3	* 4.3	* 8.0
07	150	2.0	2.0	8.5	14.0	112	9.3	2.0	9.0	14.5	73	23.3	7.3	* 9.0	*13.5	44	13.3	6.0	* 3.0	* 4.5
08	150	2.1	2.1	10.0	16.0	108	9.9	4.0	12.3	18.8	69	27.9	8.0	*10.0	*12.5	42	16.6	4.0	* 3.0	* 4.0
09	150	5.5	2.0	11.5	17.0	108	11.5	4.0	11.0	17.0	71	18.6	7.9	* 8.3	*11.0	42	23.9	4.0	*10.0	*13.0
10	150	4.0	2.0	11.5	18.5	112	5.9	6.0	13.0	19.8	73	19.4	8.3	*13.0	*18.0	40	28.7	2.0	* 4.5	* 6.0
11	150	4.0	2.0	13.0	20.0	112	12.2	4.2	12.5	20.0	69	29.5	4.0	*10.5	*14.5	40	29.4	2.0	* 2.5	* 4.0
12	150	6.3	2.2	12.5	19.5	112	19.8	2.2	12.3	20.0	73	40.2	7.7	*13.0	*19.8	42	35.9	4.0	* 4.5	* 7.0
13	150	6.3	2.0	12.8	19.8	114	17.4	4.0	12.0	20.5	75	22.9	6.9	*13.5	*21.5	40	23.2	2.0		
14	152	4.8	2.3	11.5	18.0	116	17.7	4.2	*12.5	*21.0	77	44.6	7.9	11.8	18.5	42	42.0	4.0	* 4.5	* 6.0
15	152	9.6	2.2	10.0	16.5	114	19.1	4.0	10.0	17.0	81	32.0	13.6	*12.0	*21.8	45	36.6	7.0	*10.0	*17.8
16	153	6.4	3.1	9.0	15.0	114	17.5	5.6	9.5	16.0	80	28.0	13.0	11.0	15.5	47	26.0	7.0	* 3.5	* 5.3
17	152	6.0	2.0	8.5	14.0	112	20.0	6.0	7.5	13.0	89	21.5	12.0	11.0	19.5	63	26.0	9.1	*12.3	*19.8
18	152	2.0	2.0	8.8	14.3	116	14.6	5.3	10.5	16.0	95	18.6	6.0	11.3	20.8	77	16.3	6.3	9.5	18.5
19	154	2.0	4.0	9.0	14.0	120	10.0	4.0	10.8	17.0	97	16.6	5.3	10.5	18.0	82	16.4	6.0	9.5	16.0
20	154	4.0	2.0	8.5	14.0	122	9.8	3.3	10.0	16.5	103	11.8	8.0	* 7.5	*13.5	86	11.3	6.0	7.5	14.0
21	154	2.0	2.0	9.0	14.5	124	7.5	3.7	9.8	16.5	105	11.3	6.0	8.3	14.8	86	9.3	6.6	7.0	12.0
22	154	2.0	2.0	8.0	13.5	124	11.5	2.7	9.3	15.5	107	15.4	7.5	8.0	15.0	86	15.9	4.0	6.5	12.5
23	154	4.6	2.0	8.5	13.0	126	10.6	5.3	9.3	15.8	107	13.3	4.0	7.5	14.5	88	8.0	5.3	6.5	11.5

H.R. L.S.T.	FREQUENCY (Mc)																			
	2.5					5					10					20				
	F _{om}	D _u	D _l	V _{dm}	L _{dm}	F _{om}	D _u	D _l	V _{dm}	L _{dm}	F _{om}	D _u	D _l	V _{dm}	L _{dm}	F _{om}	D _u	D _l	V _{dm}	L _{dm}
00	60	8.1	4.1	8.0	13.5	52	8.0	4.0	6.0	9.5	38	11.5	4.0	6.5	10.5	22	0.0	2.0	* 2.5	* 3.0
01	60	7.3	4.0	7.3	11.3	50	8.0	2.0	* 6.0	* 9.8	38	8.0	6.0	5.5	7.5	20	2.0	0.0		
02	60	11.0	4.0	7.0	12.0	51	8.3	3.0	5.0	7.5	38	7.5	6.0	4.3	6.8	20	1.3	0.0	* 2.5	* 3.0
03	60	10.0	4.0	6.5	11.0	52	6.0	3.5	* 5.8	*10.3	34	12.0	4.0	7.5	10.0	20				
04	60	10.0	4.0	7.0	11.5	52	8.0	2.0	5.0	8.5	32	6.0	3.3	4.0	6.5	20	0.0	0.0		
05	58	10.0	4.0	6.8	11.0	50	6.0	2.0	5.3	8.0	31	4.3	1.0	* 3.0	* 4.5	20	0.0	0.0		
06	56	5.8	6.0	6.5	11.5	48	8.0	2.0	4.0	7.0	35	15.6	3.0	4.0	6.0	20	0.0	0.0		
07	38	11.4	7.4	* 8.0	*12.0	39	9.6	4.3	* 8.0	*14.0	34	8.0	3.3	4.3	6.3	20	1.5	0.0	* 2.5	* 4.0
08	26	12.2	6.0	* 9.5	*16.0	28	16.2	6.2	* 8.3	*14.3	30	10.1	3.7	* 6.0	* 9.5	20	2.0	0.0	* 2.5	* 4.0
09	22	19.0	2.0	* 7.5	*14.5	20	24.4	4.0	* 9.5	*16.3	28	9.6	2.1	* 3.3	* 4.3	20	2.0	0.0	* 3.0	* 4.0
10	22	12.2	2.0	* 6.3	* 9.3	18	19.1	4.0	* 6.0	*12.0	26	8.3	2.0	* 2.5	* 3.8	20	2.0	0.0	* 2.5	* 4.0
11	22	12.2	2.0	* 4.5	* 7.3	18	22.0	4.0	* 8.0	*12.5	26	10.6	2.0	* 4.8	* 6.0	20	0.0	0.1	* 2.5	* 3.5
12	21	17.4	1.0	* 4.8	* 6.8	17	26.4	5.0	* 5.8	* 9.0	26	10.5	2.2	* 5.8	* 8.8	20	2.0	0.0	* 2.5	* 4.0
13	20	14.8	0.0	* 7.0	* 9.5	20	24.7	6.0	* 7.8	*13.8	30	7.8	6.0	* 5.5	*11.0	20	0.0	2.0	* 2.5	* 3.8
14	* 22			* 6.5	*10.0	* 24			* 6.0	*10.5	34	13.4	7.6	* 4.0	*10.0	22	2.0	0.0	* 3.5	* 5.0
15	* 26	28.0	4.7	* 4.5	* 6.0	* 28	26.0	10.0	* 5.5	*12.0	37	13.9	6.6	4.0	6.5	22	2.0	1.6		
16	30	28.8	10.0	* 7.3	*12.3	36	19.8	12.0	6.8	11.3	40	11.3	4.0	4.5	7.5	22	0.1	0.0	* 4.0	* 7.3
17	40	23.1	10.0	*10.3	*17.0	44	16.8	5.7	4.8	9.0	42	12.4	4.0	5.0	9.0	22	0.0	0.0		
18	52	18.4	6.0	6.5	12.0	50	12.6	6.0	6.5	10.5	45	11.4	6.9	5.5	9.5	22	0.0	0.0		
19	55	15.6	4.3	7.3	12.0	51	11.0	5.0	6.0	10.5	45	4.9	5.1	* 5.0	* 8.8	22	0.0	0.0	* 4.0	* 5.8
20	60	9.0	6.0	7.3	12.3	53	8.3	6.3	5.5	9.5	42	8.1	4.1	* 4.5	* 8.0	22	0.0	0.0	* 2.5	* 4.0
21	59	10.3	5.0	7.5	14.0	54	6.0	6.0	5.5	10.0	40	9.6	4.0	4.5	4.3	22	0.0	0.0		
22	62	6.0	7.6	6.5	13.0	56	5.5	6.0	6.3	10.8	41	7.0	4.6	4.5	7.0	22	0.0	0.0		
23	61	10.8	6.6	7.0	13.0	52	8.0	4.0	6.5	11.0	38	9.3	3.3	* 4.0	* 7.0	22	0.0	0.0		

 * Fewer than 15 days data on power measurements and no computations made for D_u and D_l.

* Fewer than 7 days data on voltage and logarithmic measurements.

 F_{om} = median value at effective antenna noise in db above ktb.

 D_u = ratio of upper decile to median in db.

 D_l = ratio at median to lower decile in db.

 V_{dm} = median deviation of average voltage in db below mean power.

 L_{dm} = median deviation of average logarithm in db below mean power.

MONTH-HOUR VALUES OF RADIO NOISE

STATION COOR., AUSTRALIA

LAT. 30.6 S

LONG. 120.4 E

OCTOBER 1964

H. R. L. S. T.	FREQUENCY (Mc)																			
	.013					.051					.160					.495				
	F _{om}	D _u	D _l	V _{dm}	L _{dm}	F _{om}	D _u	D _l	V _{dm}	L _{dm}	F _{om}	D _u	D _l	V _{dm}	L _{dm}	F _{om}	D _u	D _l	V _{dm}	L _{dm}
00	156	2.1	2.0	8.5	13.0	129	6.2	4.1	8.8	15.8	107	9.7	4.0	9.0	16.0	89	10.6	5.0	7.0	13.0
01	156	3.7	2.1	8.5	13.5	129	7.7	2.1	9.5	15.5	107	8.1	4.0	7.5	14.5	90	9.7	6.1	6.8	13.0
02	156	4.0	2.0	9.0	14.0	129	6.0	4.0	8.5	14.0	107	6.0	4.1	7.5	13.3	88	9.2	6.1	6.0	12.3
03	156	4.1	2.1	9.0	15.0	129	6.1	3.6	9.0	16.0	105	6.2	4.1	7.0	13.5	88	9.2	7.6	7.3	14.0
04	156	3.7	2.1	10.0	16.0	129	4.1	4.0	9.0	15.0	101	9.6	6.0	8.0	14.0	82	11.6	4.0	6.0	11.0
05	156	1.6	2.0	9.5	15.8	125	4.0	4.0	10.0	16.0	94	6.6	7.1	8.0	15.0	66	9.9	10.1	*12.0	*18.3
06	153	1.0	1.1	10.3	16.5	119	7.6	4.1	11.0	17.5	77	17.9	5.7	9.0	17.0	54	12.0	12.0	*7.5	*11.5
07	152	3.6	2.0	11.0	17.5	113	10.0	2.1	9.8	15.8	77	17.5	10.0	11.0	20.3	42	14.9	2.0	*9.0	*12.5
08	152	4.2	2.0	11.8	19.0	113	10.1	4.0	11.0	19.0	75	15.9	9.5	11.0	19.5	42	15.3	2.0	*6.5	*10.0
09	152	4.1	3.7	12.8	20.0	115	8.1	4.0	13.0	21.8	77	19.5	9.6	12.3	21.5	44	9.8	4.0	*7.5	*10.0
10	152	2.4	2.0	13.0	20.5	115	8.3	4.0	13.8	22.8	77	12.7	4.7	10.3	18.5	44	12.0	4.0	6.8	10.3
11	152	4.3	4.0	14.0	21.5	117	8.3	4.0	12.0	19.0	83	10.0	10.3	9.0	17.0	50	9.1	9.1	*9.5	*15.5
12	152	6.0	2.3	13.0	20.3	121	10.0	6.0	10.5	19.0	87	10.5	12.0	8.0	14.5	52	15.8	10.0	*4.5	*7.5
13	154	6.7	4.0	11.5	18.5	123	10.6	4.0	*8.3	*14.8	83	25.0	5.0	*6.0	*11.5	47			*5.0	*8.5
14	*156			*9.0	*14.5	*125			*6.5	*11.5	91	15.3	8.2	*6.8	*12.0	50	17.0	7.3	*5.0	*9.0
15	156	6.0	2.0	8.0	13.0	123	10.3	4.0	6.5	11.0	90	13.4	11.2	6.8	11.5	52	11.9	10.0	*5.0	*8.5
16	156	8.0	2.0	8.0	13.0	123	7.9	6.0	6.3	11.5	89	14.8	13.7	7.5	14.0	54	12.4	9.9	5.0	9.0
17	154	7.7	0.1	8.5	13.5	121	8.1	8.0	7.0	11.5	92	11.1	12.7	6.0	12.5	66	13.9	19.9	4.5	9.5
18	153	6.6	2.6	4.0	13.5	123	9.6	10.1	7.8	13.5	100	12.9	12.9	7.3	13.8	82	10.1	14.0	6.5	13.3
19	154	4.1	2.1	9.0	14.5	126	8.7	5.1	8.0	14.0	103	9.7	8.1	6.8	13.0	88	8.2	12.1	7.0	14.5
20	156	3.6	4.0	10.0	16.0	129	5.7	4.1	9.0	16.0	105	6.3	8.1	7.0	14.3	89	8.7	9.1	6.8	13.5
21	156	3.6	4.0	9.5	14.0	129	5.7	4.1	8.5	15.0	106	8.3	9.1	7.8	14.5	91	6.7	9.0	6.0	12.0
22	156	3.6	2.1	8.5	14.0	129	6.0	3.9	9.0	16.0	107	7.7	8.1	7.5	13.3	90	9.6	7.6	6.3	12.5
23	156	2.1	3.6	8.0	12.5	129	6.1	5.6	8.8	15.5	105	11.6	4.1	8.0	15.8	89	9.1	5.1	7.0	13.0

H. R. L. S. T.	FREQUENCY (Mc)																			
	2.5					5					10					20				
	F _{om}	D _u	D _l	V _{dm}	L _{dm}	F _{om}	D _u	D _l	V _{dm}	L _{dm}	F _{om}	D _u	D _l	V _{dm}	L _{dm}	F _{om}	D _u	D _l	V _{dm}	L _{dm}
00	61	8.1	7.6	6.5	12.0	51	7.0	4.6	5.0	8.8	39	2.0	4.0	5.5	8.5	20	2.0	0.0		
01	59	11.5	4.0	5.5	9.5	52	4.1	4.1	5.0	8.5	37	5.5	3.5	4.8	7.3	20				
02	61	10.0	6.3	4.8	9.0	52	4.0	5.5	4.5	7.0	35	3.5	5.0	5.0	7.5	20				
03	60	12.6	5.1	*5.0	*9.5	52	6.0	4.0	4.5	7.5	33	6.0	6.0	3.5	5.5	20				
04	59	11.5	5.5	6.0	11.5	52	4.0	4.0	4.5	8.0	29	7.5	4.0	4.0	6.5	20			*2.5	*3.0
05	57	9.6	4.0	6.0	12.0	50	4.0	2.1	5.0	8.0	31	6.0	4.0	4.5	6.5	20			*2.5	*3.0
06	47	9.2	8.0	*7.0	*13.5	42	6.0	4.0	5.0	7.8	33	4.0	2.0	4.5	7.0	20	2.0	2.0	*2.5	*3.0
07	33	16.0	10.0	*7.0	*10.0	30	16.1	8.0	7.5	11.0	29	6.0	2.0	3.5	5.8	20	2.0	0.0	*2.5	*3.5
08	*24			*7.5	*10.3	22	12.1	8.0	*6.0	*8.5	25	8.0	2.0	*2.8	*4.5	20	2.0	0.1	*2.5	*3.8
09	*23			*5.5	*8.0	20	10.3	6.1	*7.0	*10.5	23	7.9	2.0	2.8	4.0	20	2.0	0.3	*2.8	*4.0
10	*23			*5.5	*7.0	20	10.0	6.0	*6.5	*8.5	23	6.6	2.0	*3.0	*4.5	20	2.5	0.0	*2.8	*4.3
11	*23			*6.0	*7.5	20	7.2	6.0	*12.5	*16.5	23	8.0	2.7	*2.8	*4.3	20	2.0	0.0	*3.0	*4.5
12	*23					22	7.3	9.3	*6.5	*9.3	25	5.4	4.0	*5.0	*7.5	20	2.3	0.0	*2.5	*3.5
13	*25					22	13.7	9.7	*7.0	*13.0	26	8.7	5.1	*3.0	*4.5	20	2.0			
14	*23					*26					32	4.9	9.1	*5.0	*8.0	22	2.0	2.0	*2.5	*4.0
15	25	14.6	4.0	*6.8	*10.0	28	14.0	10.6	*5.8	*8.8	35	5.9	8.0	*4.0	*6.0	22	4.2	1.9	*2.8	*4.0
16	29	16.4	6.0	*5.5	*9.5	35	10.2	15.1	5.5	9.5	37	6.0	7.5	4.3	7.8	22	5.5	2.0	*3.0	*5.0
17	41	12.2	15.2	5.5	9.5	44	8.0	13.5	6.0	11.3	39	5.5	5.5	4.3	7.8	22	2.0	2.0	*3.0	*5.0
18	51	13.5	11.5	7.0	13.0	50	7.6	9.3	5.0	10.0	41	6.0	4.0	*4.0	*6.8	22	1.6	1.6		
19	61	7.7	8.1	6.5	12.0	54	4.0	7.5	5.5	10.5	41	4.0	4.0	*4.0	*7.0	22	1.5	2.0	*2.8	*3.8
20	63	6.0	8.0	6.0	11.5	54	6.0	7.5	*5.3	*10.3	43	4.0	4.0	*3.0	*5.5	22	2.0	2.0		
21	65	3.5	10.0	5.5	11.0	52	6.0	5.5	6.0	11.3	41	4.0	4.0	4.8	7.0	22	0.0	2.0		
22	63	7.5	8.0	5.5	10.5	53	6.6	5.1	5.0	10.0	39	4.0	4.0	*5.0	*7.5	20	2.0	0.0		
23	61	9.5	6.0	6.0	12.0	52	6.1	6.0	5.5	10.0	39	4.0	4.0	4.8	7.8	20	2.0	0.0		

* Fewer than 15 days data on power measurements and no computations made for D_u and D_l.

* Fewer than 7 days data on voltage and logarithmic measurements.

F_{om} = median value of effective antenna noise in db above ktb.

D_u = ratio of upper decile to median in db.

D_l = ratio of median to lower decile in db.

V_{dm} = median deviation of overage voltage in db below mean power.

L_{dm} = median deviation of overage logarithm in db below mean power.

MONTH-HOUR VALUES OF RADIO NOISE

 STATION **CNOO, AUSTRALIA**

 LAT. **30.6 S**

 LONG. **130.4 E**

NOVEMBER 1964

M. H. T.	FREQUENCY (Mc)																			
	.013					.051					.160					.495				
	F _{om}	D _u	D _l	V _{dm}	L _{dm}	F _{om}	D _u	D _l	V _{dm}	L _{dm}	F _{om}	D _u	D _l	V _{dm}	L _{dm}	F _{om}	D _u	D _l	V _{dm}	L _{dm}
00	156	2.0	2.0	9.0	14.5	134	2.0	6.0	9.3	16.3	108	5.3	6.6	7.5	14.5	92	4.0	7.3	6.8	14.0
01	156	2.0	2.0	8.5	14.5	132	4.0	2.0	9.0	14.5	108	6.0	5.3	8.5	15.3	90	5.3	7.3	7.0	13.5
02	156	4.0	1.3	9.0	14.5	132	4.0	2.0	8.5	14.0	106	4.0	3.3	8.0	15.0	88	4.0	6.6	8.5	15.0
03	156	3.3	2.0	9.3	15.3	132	2.1	2.0	9.0	16.0	106	4.0	4.0	8.8	16.5	86	4.0	6.0	8.8	16.8
04	156	2.0	3.5	10.0	16.0	130	6.0	4.0	10.8	17.5	102	8.0	5.3	9.5	16.0	80	9.0	8.0	10.0	17.0
05	156	2.0	3.3	10.8	16.8	122	6.0	2.0	*10.0	*16.3	87	9.0	4.3	*14.0	*22.5	59	7.0	7.0	*12.5	*17.0
06	152	2.0	2.0	10.5	17.0	120	6.1	6.0	*10.8	*17.3	78	13.5	6.0	*16.5	*24.0	47	16.0	7.0	*8.8	*15.5
07	152	3.6	2.1	12.0	19.5	116	9.3	4.0	12.0	18.0	82	15.5	11.5	15.0	23.0	42	28.4	4.0	*4.0	*5.0
08	152	4.0	2.0	12.5	19.5	118	12.6	4.0	14.0	22.0	82	21.8	6.0	12.8	21.5	42	27.3	4.0	6.0	7.5
09	152	4.0	2.1	13.0	19.5	120	6.0	6.0	*14.0	*22.0	83	8.0	5.0	14.0	23.0	42	22.0	2.3	*7.8	*18.3
10	152	4.0	2.0	14.0	22.0	120	8.0	4.7	14.5	22.5	84	11.4	6.5	13.0	21.5	42	10.8	4.0	*4.5	*22.0
11	154	4.3	4.0	12.5	19.5	124	8.3	8.0	12.0	20.5	88	11.4	10.0	10.5	18.5	42	20.9	2.2	6.5	9.5
12	154	5.9	4.0	12.5	20.0	126	7.9	8.0	10.8	18.8	92	6.6	10.0	*8.0	*16.0	48	27.8	9.0	5.5	8.5
13	156	6.1	3.7	10.5	17.5	128	8.1	6.0	8.0	14.5	98	12.5	8.0	6.8	13.5	50	28.4	7.5	*6.3	*9.5
14	*159			*10.0	*16.0	*130			*10.0	*16.0	*99			*7.5	*12.5	54	31.4	12.1	*8.5	*14.3
15	158	5.5	5.5	*10.0	*16.0	128	9.5	4.0	*10.0	*15.5	98	14.3	14.7	*6.5	*10.8	54	26.1	11.2	*6.8	*12.5
16	158	4.2	4.1	9.0	15.0	128	8.1	6.1	7.0	12.5	97	17.6	15.0	8.5	16.2	56	25.3	13.3	7.8	14.8
17	158	4.0	4.0	8.5	15.0	127	5.3	10.6	7.0	13.5	98	15.8	13.3	7.3	13.8	60	20.4	12.0	*7.0	*12.5
18	156	2.0	5.5	9.3	15.5	128	6.1	9.2	9.0	15.8	104	7.3	8.0	6.0	12.5	80	7.0	10.0	6.0	11.5
19	156	2.1	4.0	10.3	16.5	130	6.3	4.1	8.3	14.3	109	4.3	0.6	6.5	13.0	88	8.1	8.1	6.0	12.0
20	156	2.1	2.1	10.5	16.8	133	3.0	7.0	7.5	14.0	110	6.0	0.3	*6.8	*12.5	92	5.3	9.3	7.3	13.8
21	156	2.0	2.1	10.5	17.0	134	2.0	5.5	8.0	14.8	108	4.0	5.5	7.5	13.5	92	6.0	8.0	6.3	13.0
22	156	2.0	4.0	9.5	15.5	132	4.1	4.0	9.0	15.8	108	5.3	5.3	7.5	14.5	94	4.0	8.0	6.5	13.0
23	156	4.0	2.0	10.0	16.3	134	3.5	4.0	9.3	16.5	109	5.0	6.3	7.5	15.5	94	2.0	10.6	7.8	14.5

M. H. T.	FREQUENCY (Mc)																			
	2.5					5					10					20				
	F _{om}	D _u	D _l	V _{dm}	L _{dm}	F _{om}	D _u	D _l	V _{dm}	L _{dm}	F _{om}	D _u	D _l	V _{dm}	L _{dm}	F _{om}	D _u	D _l	V _{dm}	L _{dm}
00	63	4.1	6.1	7.0	13.0	55	6.0	4.0	6.0	10.3	43	2.0	3.6	5.0	8.0	22	2.0	2.0	*2.5	*3.5
01	63	4.0	7.5	7.5	13.5	55	5.7	5.7	5.0	8.0	43	2.0	4.0	5.0	8.3	22	0.0	2.0		
02	62	3.0	7.1	*6.0	*10.8	55	4.1	4.0	4.5	7.8	42	3.0	3.1	5.5	9.5	22	0.0	2.0	*2.5	*3.0
03	61	4.0	4.3	*6.0	*10.0	57	2.0	2.0	*4.0	*7.0	41	4.0	4.0	6.3	10.5	22	0.0	0.0	*3.5	*5.5
04	61	4.0	5.7	6.5	11.8	56	3.1	3.0	4.5	7.8	39	3.7	4.1	5.0	8.0	22	0.0	2.0		
05	57	4.0	6.0	*6.5	*12.0	53	2.0	2.0	*5.0	*9.5	39	4.0	3.6	5.0	7.5	22	0.0	1.5		
06	43	6.3	6.0	*7.5	*14.0	43	4.3	4.3	*7.5	*10.0	37	4.4	2.2	*4.5	*7.0	22	0.0	1.6		
07	27	15.9	4.0	*10.0	*14.5	33	9.7	5.6	*8.0	*13.5	31	4.5	0.0	*4.0	*6.5	22	0.0	0.0	*2.5	*4.5
08	19	16.4	0.0	*7.0	*9.8	25	18.0	5.5	*12.5	*20.0	29	5.5	2.0	*3.3	*5.0	22	2.0	0.0	*3.0	*4.5
09	21	10.4	2.0	*5.0	*7.3	23	14.3	4.0	*10.0	*16.5	27	9.9	2.5	*3.3	*5.0	22	2.0	0.0	*3.0	*5.0
10	19	10.7	0.0	*7.8	*11.3	23	8.9	4.0	*6.5	*11.5	25	4.0	2.0	*3.0	*4.5	22	2.0	2.0	*2.5	*4.5
11	19	6.5	0.0			23	11.1	6.3	*9.3	*14.8	27	6.7	4.7	*4.8	*6.5	22	2.2	1.9	*4.3	*7.0
12	19	8.4	0.0	*10.8	*17.5	24	5.4	5.2	*6.0	*11.0	29	4.0	7.1	*4.0	*6.0	24	2.0	2.0	*2.8	*5.3
13	19	23.4	0.0	*5.0	*6.5	27	13.7	8.1	*5.0	*8.2	33	6.6	7.3	*4.3	*7.3	24	4.0	1.5	*3.0	*5.0
14	*25			*5.0	*8.5	*33			*4.0	*8.2	35	6.6	6.3	*5.0	*8.0	26	4.1	3.7	*2.8	*4.8
15	27	16.6	8.0	*8.0	*13.0	35	10.5	11.8	*7.5	*11.5	39	6.0	6.0	5.3	8.8	24	6.3	0.0	*3.5	*5.5
16	30	15.6	9.1	*5.3	*9.8	41	11.7	14.3	5.5	10.5	43	5.5	5.5	5.0	9.8	26	4.1	4.0	*3.3	*5.3
17	43	18.8	12.0	*5.3	*8.3	47	8.1	8.1	4.5	7.5	45	4.0	2.1	*5.0	*9.5	26	4.0	2.0	*4.0	*6.5
18	55	11.8	9.9	5.5	10.5	55	7.7	5.6	5.3	9.5	47	5.5	3.5	*5.3	*9.8	26	2.1	2.0	3.5	5.5
19	63	7.9	7.7	5.8	10.8	59	5.5	5.5	6.0	11.8	47	2.0	4.0	4.8	8.3	24	4.0	0.1	*3.0	*5.0
20	65	7.5	8.0	6.5	12.3	59	4.0	5.7	6.0	11.5	47	3.5	4.0	5.5	9.5	24	2.0	2.0	*3.5	*5.0
21	67	5.7	8.1	6.0	13.0	59	4.0	4.1	*5.3	*12.5	45	9.5	4.0	5.0	8.0	22	2.0	0.0	*3.0	*4.0
22	65	4.1	6.1	6.0	13.0	57	4.0	3.5	7.0	12.5	45	17.4	4.1	4.5	8.0	22	2.0	0.0	*2.5	*4.5
23	65	4.0	6.0	5.8	12.0	57	4.0	4.0	7.0	13.0	42	3.0	2.3	4.5	7.5	22	0.0	0.0		

 * Fewer than 15 days data on power measurements and no computations made for D_u and D_l.

* Fewer than 7 days data on voltage and logarithmic measurements.

 F_{om} = median value of effective antenna noise in db above ktb.

 D_u = ratio of upper decile to median in db.

 D_l = ratio at median to lower decile in db.

 V_{dm} = median deviation of average voltage in db below mean power.

 L_{dm} = median deviation of average logarithm in db below mean power.

MONTH-HOUR VALUES OF RADIO NOISE

STATION USNS ELTANIN

LAT. 65.0 S

LONG. 105.0 W

OCTOBER 1964

H. R. L. S. T.	FREQUENCY (Mc)																			
	.013					.051					.160					.495				
	F _{om}	D _u	D _ℓ	V _{dm}	L _{dm}	F _{om}	D _u	D _ℓ	V _{dm}	L _{dm}	F _{om}	D _u	D _ℓ	V _{dm}	L _{dm}	F _{om}	D _u	D _ℓ	V _{dm}	L _{dm}
00	*149			*12.5	*18.5	*120			*5.0	*9.5	*95			*8.5	*14.5	*81			*4.0	*7.5
01	*151			*12.3	*19.0	*122			*6.5	*10.8	*93			*8.3	*15.3	*81			*5.0	*10.5
02	*152			*10.5	*18.0	*121			*9.0	*13.5	*93			*8.0	*15.8	*79			*7.0	*13.5
03	*151			*12.0	*19.0	*118			*8.0	*12.5	*93			*11.5	*20.0	*69			*10.5	*19.0
04	*153			*12.5	*20.0	*118			*10.0	*14.5	*87			*13.0	*21.0	*59			*9.0	*15.0
05	*149			*11.5	*17.5	*112			*11.5	*18.0	*75			*10.5	*18.0	*47			*6.0	*10.0
06	*149			*10.0	*16.0	*110			*12.0	*19.0	*71			*10.8	*17.0	*47			*5.0	*8.5
07	*149			*10.5	*16.8	*102					*62			*5.8	*9.0	*39				
08	*149			*10.8	*16.5	*98			*9.5	*15.0	*63					*47			*4.0	*6.0
09	*150			*10.0	*16.0	*106			*8.0	*13.0	*67			*7.0	*11.0	*47			*5.0	*8.5
10	*154			*7.5	*12.5	*106			*7.5	*12.0	*65					*49			*4.3	*7.3
11	*153			*8.0	*13.3	*110			*7.0	*12.0	*74					*49			*4.0	*8.0
12	*155			*7.8	*12.3	*110			*6.3	*10.3	*64			*5.0	*7.5	*49			*4.3	*8.0
13	*152			*7.8	*13.0	*106			*7.0	*11.5	*64			*5.3	*7.8	*44			*4.0	*6.0
14	*152			*8.0	*14.0	*104			*7.0	*14.5	*59					*51			*4.5	*10.0
15	*148			*8.5	*14.3	*98			*13.5	*18.0	*63			*5.5	*10.0	*47			*5.5	*9.0
16	*145			*9.5	*15.5	*98					*65			*9.5	*12.5	*49			*3.5	*6.0
17	*144			*10.0	*17.0	*104			*6.5	*11.0	*72			*6.5	*9.5	*61			*3.3	*6.3
18	*144			*9.0	*14.5	*110			*6.5	*11.0	*77					*71			*3.5	*7.0
19	*147			*9.0	*14.8	*116			*6.0	*11.0	*87			*4.5	*8.5	*79			*5.5	*9.5
20	*149			*11.0	*17.5	*118			*5.0	*9.5	*91			*6.8	*12.0	*81			*4.0	*8.0
21	*148			*11.3	*17.3	*119			*6.8	*11.8	*94			*7.0	*13.0	*82				
22	*148			*12.0	*18.8	*120			*7.5	*12.5	*93			*6.5	*11.5	*84			*4.8	*9.3
23	*150			*11.8	*18.0	*120			*9.0	*14.0	*90			*6.8	*12.5	*82			*4.5	*8.5

H. R. L. S. T.	FREQUENCY (Mc)																			
	2.5					5					10					20				
	F _{om}	D _u	D _ℓ	V _{dm}	L _{dm}	F _{om}	D _u	D _ℓ	V _{dm}	L _{dm}	F _{om}	D _u	D _ℓ	V _{dm}	L _{dm}	F _{om}	D _u	D _ℓ	V _{dm}	L _{dm}
00	*60					*56					*39					*26				
01	*60					*56					*41					*26				
02	*56					*54					*39					*26				
03	*54					*54					*37					*26				
04	*52					*54					*35					*26				
05	*44					*44					*33					*26				
06	*38					*40					*33					*26				
07	*36					*32					*31					*26				
08	*34					*26					*31					*26				
09	*28					*36					*29					*26				
10	*33					*26					*29					*26				
11	*33					*34					*29					*27				
12	*38					*36					*30					*26				
13	*29					*28					*31					*26				
14	*30					*32					*32					*26				
15	*34					*36					*36					*26				
16	*39					*44					*39					*28				
17	*44					*53					*40					*28				
18	*54					*59					*41					*28				
19	*56					*67					*41					*26				
20	*59					*56					*41					*30				
21	*59					*56					*44					*32				
22	*57					*56					*44					*27				
23	*60					*55					*40					*26				

* Fewer than 15 days data on power measurements and no computations made for D_u and D_ℓ.

* Fewer than 7 days data on voltage and logarithmic measurements.

F_{om} = median value of effective antenna noise in db above ktb.

D_u = ratio of upper decile to median in db.

D_ℓ = ratio of median to lower decile in db.

V_{dm} = median deviation of average voltage in db below mean power.

L_{dm} = median deviation of average logarithm in db below mean power.

MONTH-HOUR VALUES OF RADIO NOISE

STATION USNS ELTANIN

LAT. 65.0 S

LONG. 90.0 W

OCTOBER 1964

H. R. L. S. T.	FREQUENCY (Mc)																				
	.013					.051					.160					.495					
	F _{om}	D _u	D _ℓ	V _{dm}	L _{dm}	F _{om}	D _u	D _ℓ	V _{dm}	L _{dm}	F _{om}	D _u	D _ℓ	V _{dm}	L _{dm}	F _{om}	D _u	D _ℓ	V _{dm}	L _{dm}	
00	*151					*121					*98					*86					
01	*151					*121					*97					*86					
02	*152					*122					*95					*81					
03	*154					*122					*93					*79					
04	*152					*121					*90					*69					
05	*151					*113					*84					*62					
06	*149					*112					*81					*52					
07	*148					*110					*71					*44					
08	*147					*104					*70					*43					
09	*147					*102					*67					*43					
10	*147					*102					*67					*45					
11	*147					*101					*64					*52					
12	*148					*102					*67					*51					
13	*149					*99					*65					*46					
14	*148					*97					*64					*46					
15	*148					*94					*61					*45					
16	*147					*99					*69					*54					
17	*145					*104					*73					*75					
18	*145					*109					*78					*80					
19	*145					*113					*86					*82					
20	*145					*114					*86					*82					
21	*146					*114					*88					*83					
22	*148					*117					*92					*83					
23	*149					*120					*97					*84					

H. R. L. S. T.	FREQUENCY (Mc)																			
	2.5					5					10					20				
	F _{om}	D _u	D _ℓ	V _{dm}	L _{dm}	F _{om}	D _u	D _ℓ	V _{dm}	L _{dm}	F _{om}	D _u	D _ℓ	V _{dm}	L _{dm}	F _{om}	D _u	D _ℓ	V _{dm}	L _{dm}
00	*64			*5.3	*10.0	*60			*5.0	*9.5	*40			*3.5	*7.3	*24			*1.5	*3.5
01	*63			*3.5	*8.0	*60			*5.0	*9.0	*40			*3.5	*7.0	*25			*1.5	*3.0
02	*62					*60			*4.0	*7.3	*40			*3.8	*8.3	*24			*1.3	*2.5
03	*59			*5.0	*10.0	*58			*5.3	*9.5	*39			*2.5	*4.5	*24			*1.3	*2.8
04	*56			*6.0	*12.5	*56			*5.5	*10.5	*42			*3.5	*5.0	*24			*0.5	*2.0
05	*59			*5.0	*10.0	*52			*7.5	*12.5	*37			*4.0	*6.5	*24			*2.0	*3.5
06	*50			*9.5	*16.3	*47			*6.0	*11.5	*35			*4.5	*7.3	*24			*1.5	*3.3
07	*44			*6.5	*15.5	*38			*5.5	*8.0	*33			*3.0	*5.0	*24			*0.5	*2.0
08	*37			*7.0	*13.5	*31			*5.8	*9.0	*29			*1.5	*2.5	*24			*2.0	*3.3
09						*31			*7.0	*10.5	*30					*24			*1.0	*2.5
10	*29			*6.3	*8.5	*28			*7.5	*10.5	*29			*1.5	*3.5	*24			*1.0	*2.5
11	*27			*5.5	*7.5	*27			*7.5	*11.0	*29			*1.0	*2.3	*26				
12	*27			*4.5	*7.0	*28			*7.5	*11.0	*31					*25			*0.8	*2.5
13	*30			*9.5	*13.0	*29			*7.0	*11.5	*30			*2.3	*4.0	*25			*2.5	*3.0
14	*31			*8.5	*11.3	*31			*3.8	*7.0	*33			*2.5	*4.8	*25			*0.5	*2.5
15	*32			*7.0	*10.0	*36			*4.3	*7.5	*35			*3.0	*5.0	*26			*1.5	*3.0
16	*43					*44			*4.0	*8.0	*38			*4.0	*6.5	*27			*1.0	*3.0
17	*56			*2.3	*5.5	*51			*4.0	*7.8	*40			*5.0	*7.5	*26			*1.0	*2.5
18	*57					*60			*2.5	*5.0	*42			*1.5	*2.5	*27			*1.0	*2.5
19	*62			*6.0	*11.0	*58			*4.0	*7.0	*42					*26			*2.8	*4.5
20	*62			*4.5	*9.0	*62			*4.0	*8.3	*42			*5.5	*8.5	*26			*1.5	*3.0
21	*59			*4.5	*10.0	*63			*4.5	*9.5	*41					*26			*2.0	*3.5
22	*57			*3.5	*6.5	*59			*6.5	*12.0	*46			*3.5	*6.8	*26			*1.5	*3.0
23	*62			*3.0	*6.0	*58			*4.0	*8.3	*43					*26			*1.0	*2.5

* Fewer than 15 days data on power measurements and no computations made for D_u and D_ℓ.

* Fewer than 7 days data on voltage and logarithmic measurements.

F_{om} = median value of effective antenna noise in db above ktb.

D_u = ratio of upper decile to median in db.

D_ℓ = ratio of median to lower decile in db.

V_{dm} = median deviation of average voltage in db below mean power.

L_{dm} = median deviation of average logarithm in db below mean power.

MONTH-HOUR VALUES OF RADIO NOISE

STATION USNS ELTANIN

LAT. 55.0 S

LONG. 165.0 W

NOVEMBER 1964

H. R. T.	FREQUENCY (Mc)																			
	.013					.051					.160					.495				
	F _{am}	D _u	D _l	V _{dm}	L _{dm}	F _{am}	D _u	D _l	V _{dm}	L _{dm}	F _{am}	D _u	D _l	V _{dm}	L _{dm}	F _{am}	D _u	D _l	V _{dm}	L _{dm}
00	*154			*13.0	*19.3	*123			* 9.3	*14.3	* 94			*10.0	*17.0	* 69			* 7.8	*14.0
01	*154			*13.0	*20.0	*123			*10.0	*15.0	* 94			* 8.0	*14.5	* 73			* 9.0	*14.5
02	*154			*13.5	*20.0	*123			* 9.8	*15.3	* 96			* 7.8	*14.3	* 71			* 8.3	*15.0
03	*156			*13.0	*20.0	*121			*10.8	*17.5	* 92			* 8.3	*15.0	* 57			* 8.3	*13.5
04	*156			*14.0	*21.0	*118			*11.0	*18.0	* 84			*10.5	*18.5	* 59				
05	*154			*11.8	*18.0	*109			*11.5	*18.3	* 64			* 7.0	*11.3	* 43			* 4.0	* 6.0
06	*152			*12.8	*19.3	*107			*10.3	*16.3	* 66			* 5.5	* 8.8	* 43			* 4.8	* 7.5
07	*152			*11.0	*17.0	*109			*12.0	*17.8	* 69			* 4.5	* 6.5	* 43			* 7.5	*11.0
08	*152			*10.5	*15.5	*109			* 9.3	*14.3	* 72					* 51			* 5.0	* 7.5
09	*154			*12.8	*19.3	*109			*12.0	*18.5	* 72			* 4.3	* 6.5	* 47				
10	*154			*11.8	*17.5	*111			*13.5	*20.0	* 69					* 57			* 3.0	* 6.0
11	*152			*13.5	*20.0	*111			*12.5	*20.0	* 70			* 9.5	*13.0	* 41			* 7.8	*10.8
12	*152			*14.0	*21.0	*111			*15.5	*23.0	* 70			*12.5	*18.0	* 43			* 3.0	* 4.5
13	*152			*14.5	*21.0	*105			*15.5	*21.0	* 66					* 43			* 4.3	* 6.8
14	*150			*12.3	*20.0	*109			*14.5	*21.0	* 66			* 7.0	*10.3	* 42				
15	*154			*15.0	*22.0	*109			*13.0	*21.0	* 67					* 41			* 4.0	* 7.0
16	*150			*14.3	*20.5	*105			*13.5	*19.0	* 64			* 8.5	*12.0	* 43			* 6.5	* 9.0
17	*150			*12.0	*19.0	*103			*11.0	*17.0	* 61					* 43			* 7.5	*10.5
18	*150			*11.5	*18.0	*105			* 7.8	*12.0						* 49				
19	*150			*11.3	*17.5	*107			* 9.0	*13.0	* 78			*10.5	*16.3	* 55			*10.0	*16.0
20	*148			*11.3	*17.3	*113			* 8.5	*13.0	* 88			*11.5	*18.5	* 63			*10.0	*16.5
21	*150					*119			*10.0	*15.0	* 94			* 5.5	*10.0	* 69				
22	*152			*12.3	*18.8	*121			* 9.5	*14.5	* 98			* 8.3	*14.5	* 73			* 8.0	*14.3
23	*152			*10.5	*16.8	*123			*10.0	*15.5	* 94			* 9.3	*15.5	* 71			* 8.5	*15.0

H. R. T.	FREQUENCY (Mc)																			
	2.5					5					10					20				
	F _{am}	D _u	D _l	V _{dm}	L _{dm}	F _{am}	D _u	D _l	V _{dm}	L _{dm}	F _{am}	D _u	D _l	V _{dm}	L _{dm}	F _{am}	D _u	D _l	V _{dm}	L _{dm}
00	* 56					* 58					* 46					* 26				
01	* 58					* 56					* 40					* 26				
02	* 56					* 54					* 40					* 25				
03	* 61					* 52					* 40					* 25				
04	* 50					* 50					* 38					* 25				
05	* 38					* 36					* 32					* 26				
06	* 34					* 28					* 30					* 24				
07	* 32					* 31					* 30					* 26				
08	* 32					* 26					* 34					* 26				
09						* 28					* 34					* 29				
10	* 28					* 26					* 29					* 29				
11	* 31					* 26					* 32					* 26				
12	* 24					* 24					* 28					* 26				
13	* 32					* 25					* 27					* 26				
14	* 28					* 23					* 28					* 26				
15	* 28					* 24					* 30					* 26				
16	* 34					* 30					* 36					* 26				
17	* 42					* 36					* 36					* 26				
18	* 43					* 40					* 42					* 26				
19	* 44					* 34					* 42					* 26				
20	* 50					* 56					* 42					* 26				
21	* 54					* 56					* 42					* 26				
22	* 56					* 60					* 44					* 27				
23	* 57					* 60					* 44					* 26				

* Fewer than 15 days data on power measurements and no computations made for D_u and D_l.

* Fewer than 7 days data on voltage and logarithmic measurements.

F_{am} = median value of effective antenna noise in db above ktb.

D_u = ratio of upper decile to median in db.

D_l = ratio of median to lower decile in db.

V_{dm} = median deviation of average voltage in db below mean power.

L_{dm} = median deviation of average logarithm in db below mean power.

MONTH-HOUR VALUES OF RADIO NOISE

STATION USNS ELTANIN

LAT. 55.0 S

LONG. 150.0 W

NOVEMBER 1964

H R. L S T.	FREQUENCY (Mc)																			
	.013					.051					.160					.495				
	F _{om}	D _u	D _ℓ	V _{dm}	L _{dm}	F _{om}	D _u	D _ℓ	V _{dm}	L _{dm}	F _{om}	D _u	D _ℓ	V _{dm}	L _{dm}	F _{om}	D _u	D _ℓ	V _{dm}	L _{dm}
00	*154			10.0	16.5	*125			*10.0	*16.0	*96			*7.5	*14.0	69			*9.8	*15.8
01	*154			11.0	17.5	*125			*9.0	*15.0	*96			*7.5	*13.3	69			*8.0	*13.5
02	*154			12.0	18.5	*123			*11.0	*17.5	*94			8.0	14.5	63			*7.8	*13.8
03	*156			12.0	19.0	*119			*11.0	*18.0	*90			*9.5	*17.0	59			*7.5	*12.5
04	*154			*12.0	*18.5	*115			10.0	16.3	*76			*8.0	*13.3	45			*4.5	*7.0
05	*152			*11.5	*18.0	*113			*9.5	*16.5	*69			*6.0	*10.0	43			*5.0	*7.5
06	*150			*10.3	*17.0	*105			*9.3	*15.0	*62			*5.0	*7.0	41			4.0	6.5
07	*150			10.0	15.0	*105			*9.0	*14.0	*65			*6.8	*8.5	39			*4.8	*7.5
08	*148			*9.3	*14.3	*105										43			*3.5	*5.0
09	*148			*8.3	*13.3	*100			*8.5	*12.0	*62			*6.0	*9.0	41			*3.5	*5.5
10	*148			*9.0	*14.0	*99			*7.0	*10.5	*60			*5.0	*7.0	41			*3.8	*5.8
11	*148			9.5	14.5	*102			*9.5	*15.0	*61			*5.0	*7.5	41			4.5	6.5
12	*148			11.0	17.0	*101			*10.5	*17.0	*60			*8.0	*11.8	41			*3.5	*5.5
13	*148			11.0	17.0	*99			12.0	18.0	*60			*4.0	*6.0	41			*4.0	*6.0
14	*148			*11.5	*19.5	*102			*13.0	*19.0	*62			*6.0	*7.5	43			*4.5	*6.5
15	*148			*9.5	*16.0	*101			*11.0	*17.5	*62			*9.5	*12.8	43			*5.0	*6.5
16	*148			10.8	16.0	*101			7.5	12.5	*62			*5.5	*8.3	41			*4.0	*5.5
17	*148			*9.5	*16.0	*99			6.0	11.0	*60			*4.0	*6.3	41			*3.5	*5.0
18	*148			*8.0	*15.0	*105			*6.0	*10.0	*67			*7.0	*10.5	45			*2.8	*5.8
19	*148			8.0	13.5	*107			*6.5	*11.0	*80			*7.0	*13.0	58			*3.8	*7.5
20	*148			8.0	14.0	*115			*5.8	*9.8	*86			*7.3	*11.3	65			5.0	9.3
21	*148			9.3	14.8	*115			7.5	12.0	*88			*8.0	*13.5	67			*5.3	*9.5
22	*150			*11.0	*17.0	*119			*8.5	*13.8	*90			*7.3	*12.3	67			6.0	11.5
23	*152			10.5	16.5	*119			8.5	14.5	*90			8.0	14.0	67			*8.0	*14.5

H R. L S T.	FREQUENCY (Mc)																			
	2.5					5					10					20				
	F _{om}	D _u	D _ℓ	V _{dm}	L _{dm}	F _{om}	D _u	D _ℓ	V _{dm}	L _{dm}	F _{om}	D _u	D _ℓ	V _{dm}	L _{dm}	F _{om}	D _u	D _ℓ	V _{dm}	L _{dm}
00	*58					*60					*42					*26				
01	*57					*60					*42					*26				
02	*58					*58					*42					*26				
03	*54					*52					*40					*26				
04	*47					*48					*36					*26				
05	*41					*42					*37					*24				
06	*30					*34					*33					*26				
07	*26					*26					*30					*25				
08	*34					*26					*30					*26				
09	*34					*24					*28					*26				
10	*28					*24					*28					*26				
11	*26					*24					*28					*26				
12	*24					*24					*28					*26				
13	*26					*24					*28					*26				
14	*26					*27					*30					*26				
15	*29					*28					*32					*26				
16	*34					*34					*34					*26				
17	*32					*40					*38					*26				
18	*41					*46					*42					*26				
19	*44					*54					*46					*26				
20	*52					*58					*42					*26				
21	*54					*58					*42					*26				
22	*56					*58					*42					*26				
23	*58					*60					*44					*26				

* Fewer than 15 days data on power measurements and no computations made for D_u and D_ℓ.

* Fewer than 7 days data on voltage and logarithmic measurements.

F_{om} = median value of effective antenna noise in db above ktb.

D_u = ratio of upper decile to median in db.

D_ℓ = ratio of median to lower decile in db.

V_{dm} = median deviation of average voltage in db below mean power.

L_{dm} = median deviation of average logarithm in db below mean power.

MONTH-HOUR VALUES OF RADIO NOISE

STATION USNS ELTANIN

LAT. 55.0 S

LONG. 135.0 W

NOVEMBER 1964

TIME M.O.	FREQUENCY (Mc)																			
	.013					.051					.160					.495				
	F _{dm}	D _u	D _l	V _{dm}	L _{dm}	F _{dm}	D _u	D _l	V _{dm}	L _{dm}	F _{dm}	D _u	D _l	V _{dm}	L _{dm}	F _{dm}	D _u	D _l	V _{dm}	L _{dm}
00	*150					*120					*92					*70				
01	*152					*121					*92					*69				
02	*152					*122					*93					*65				
03	*151					*119					*91					*60				
04	*152					*115					*78					*41				
05	*151					*108					*65					*39				
06	*148					*107					*60					*39				
07	*149					*100					*61					*39				
08	*149					*101					*65					*41				
09	*148										*59					*39				
10	*150					*101					*58					*39				
11	*148					*102					*58					*39				
12	*148					*103					*60					*39				
13	*146					*99					*60					*39				
14	*145					*100					*58					*39				
15	*146					*99					*60					*39				
16	*146					*98					*60					*41				
17	*146					*99					*60					*41				
18	*146					*103					*68					*49				
19	*146					*105					*78					*56				
20	*148					*113					*85					*65				
21	*146					*115					*88					*65				
22	*148					*117					*91					*69				
23	*148					*119					*92					*71				

TIME M.O.	FREQUENCY (Mc)																			
	2.5					5					10					20				
	F _{dm}	D _u	D _l	V _{dm}	L _{dm}	F _{dm}	D _u	D _l	V _{dm}	L _{dm}	F _{dm}	D _u	D _l	V _{dm}	L _{dm}	F _{dm}	D _u	D _l	V _{dm}	L _{dm}
00	*54			*4.5	*8.3	*60			*4.5	*8.8	*40			*3.5	*7.3	*24			0.5	2.0
01	*54			4.8	9.3	*58			*4.0	*7.0	*42			*2.5	*4.5	*24			*1.0	*2.0
02	*54			*5.0	*10.0	*58			*5.5	*10.0	*40			*3.5	*6.5	*24			*0.5	*2.0
03	*54			*5.5	*10.5	*56			*3.0	*7.5	*40			*3.8	*6.0	*24			0.8	2.3
04	*50			*5.0	*10.0	*48			4.5	8.5	*38			*3.0	*5.5	*24			*1.3	*2.8
05	*39			*5.5	*10.0	*42			*5.0	*8.8	*36			*2.5	*4.5	*24			*1.3	*2.8
06	*29			*6.5	*11.0	*34			*4.5	*7.3	*32			*4.0	*5.8	*24			*1.5	*3.0
07	*26			*4.8	*6.8	*28			5.5	8.5	*28			*2.0	*3.5	*24			1.5	3.0
08	*26			*4.3	*6.5	*26			*4.0	*6.0	*28			1.0	2.5	*26			*1.5	*3.0
09											*28			*1.5	*2.5	*26			*1.0	*2.5
10	*30			*5.0	*7.5	*24			*7.0	*9.0	*28			1.0	2.5	*26			*1.3	*3.0
11	*26			*5.5	*7.5	*24			*7.3	*10.0	*28			*1.0	*2.5	*26			1.5	3.0
12	*28			*4.0	*6.5	*25			*7.0	*9.5	*28			*1.5	*3.3	*24			*1.5	*3.0
13	*28			*6.3	*7.5	*26			*7.5	*10.0	*28				*2.5	*26			1.3	2.5
14	*27			*6.5	*8.0	*25			*6.8	*8.8	*30			*2.3	*3.8	*26			*1.5	*3.5
15	*27			*8.8	*11.5	*28			*3.5	*5.0	*35			*4.3	*6.3	*26			*1.5	*3.0
16	*32			*8.0	*14.0	*39			*2.3	*4.3	*42			*6.0	*8.3	*26			*1.5	*3.0
17	*34			*5.0	*7.0	*46			*1.5	*3.0	*40			*4.5	*7.3	*26			*1.3	*2.8
18	*42			*4.5	*8.0	*49			*4.0	*7.8	*43			*3.5	*6.5	*26			*1.5	*3.3
19	*48			*4.0	*7.0	*56			*3.5	*6.8	*43			*3.0	*5.0	*26			*1.8	*2.8
20	*54			4.0	8.0	*60			*3.5	*7.0	*46			*6.0	*8.3	*26			*1.5	*3.0
21	*54			*2.8	*5.5	*60			*3.8	*9.0	*42			*6.0	*9.0	*26			*1.3	*2.8
22	*56			4.0	7.5	*58			*3.0	*6.0	*40			*2.5	*4.5	*26			1.0	2.5
23	*55			*3.5	*7.0	*58			*3.0	*6.5	*41			*3.3	*6.0	*26			*1.5	*3.0

* Fewer than 15 days data on power measurements and no computations made for D_u and D_l.

* Fewer than 7 days data on voltage and logarithmic measurements.

F_{dm} = median value of effective antenna noise in db above ktb.

D_u = ratio of upper decile to median in db.

D_l = ratio at median to lower decile in db.

V_{dm} = median deviation of average voltage in db below mean power.

L_{dm} = median deviation of average logarithm in db below mean power.

MONTH-HOUR VALUES OF RADIO NOISE

STATION USNS ELTANIN

LAT. 55.0 S

LONG. 120.0 W

SEPTEMBER 1964

H. R. L. S. T.	FREQUENCY (Mc)																			
	.013					.051					.160					.495				
	F _{om}	D _u	D _l	V _{dm}	L _{dm}	F _{om}	D _u	D _l	V _{dm}	L _{dm}	F _{om}	D _u	D _l	V _{dm}	L _{dm}	F _{om}	D _u	D _l	V _{dm}	L _{dm}
00	*151			* 8.5	*13.8	*119			* 6.0	*11.0	* 93			* 5.5	* 9.0	* 82			4.5	8.3
01	*151			* 9.0	*14.0	*119			* 6.8	*10.5	* 93			* 7.0	*11.5	* 80			* 4.5	* 8.8
02	*151			9.0	14.3	*119			* 7.0	*11.0	* 93			* 8.5	*14.5	* 76			* 6.0	*10.5
03	*151			* 8.8	*14.0	*119			8.8	13.5	* 89			* 9.3	*15.8	* 72			* 8.0	*14.0
04	*153			*10.3	*16.0	*119			*10.0	*15.0	* 89			*11.0	*17.0	* 72			* 9.5	*16.5
05	*153			*11.0	*17.0	*119			10.0	16.0	* 87			*11.5	*19.0	* 68			* 8.8	*14.8
06	*153			*12.0	*18.0	*117			*10.5	*16.5	* 87			10.0	17.5	* 64			* 5.8	*10.3
07	*151			*11.3	*17.5	*114			*11.0	*17.5	* 79			*10.0	*16.5	* 54			* 4.0	* 6.5
08	*149			*10.5	*16.5	*111			*10.5	*17.0	* 73			* 7.3	*11.5	* 56			* 6.5	* 9.5
09	*147			* 9.0	*13.8	*107			* 8.0	*12.3	* 69			* 3.0	* 6.0	* 55			* 4.0	* 5.8
10	*148			8.8	14.5	*102			* 6.5	*11.0	* 59					* 54			* 2.0	* 3.5
11	*149			7.3	12.0	* 97			* 6.3	* 9.3	* 59			* 3.8	* 6.3	* 52			* 3.8	* 5.8
12	*149			* 7.5	*12.0	* 97			* 6.0	* 9.5	* 67			* 3.5	* 5.5	* 52			* 2.3	* 3.8
13	*149			7.5	12.0	* 95			* 5.8	* 9.0	* 67			* 3.5	* 6.0	* 53				
14	*147			* 7.3	*12.0	* 95			* 6.3	* 9.0	* 69			* 2.5	* 5.0	* 56			* 1.0	* 2.5
15	*147			* 8.0	*13.0	* 95			* 4.8	* 8.0	* 74			* 3.0	* 5.0	* 52			* 2.0	* 4.0
16	*145			* 9.0	*14.0	*103			* 7.0	*11.5	* 75			* 3.5	* 6.3	* 62			* 2.5	* 5.0
17	*143			9.5	14.5	*105			* 6.0	*10.8	* 78			* 3.3	* 5.3	* 70			* 5.0	* 8.5
18	*145			* 8.5	*13.5	*113			7.0	11.8	* 81			* 4.3	* 7.5	* 76			3.5	6.8
19	*145			9.3	14.0	*117			* 5.5	*10.0	* 85			* 5.0	* 8.0	* 80			4.0	7.0
20	*145			9.0	14.0	*117			* 5.8	*10.0	* 87			5.0	9.0	* 82			* 4.3	* 7.8
21	*147			* 9.0	*14.3	*117			* 5.0	* 8.5	* 91			5.0	9.0	* 82			* 3.5	* 6.5
22	*149			* 8.5	*13.0	*119			5.5	10.0	* 93			5.0	9.5	* 82			* 5.0	* 8.5
23	*149			8.5	13.3	*119			6.3	10.5	* 93			* 5.3	* 9.3	* 82			4.5	8.0

H. R. L. S. T.	FREQUENCY (Mc)																			
	2.5					5					10					20				
	F _{om}	D _u	D _l	V _{dm}	L _{dm}	F _{om}	D _u	D _l	V _{dm}	L _{dm}	F _{om}	D _u	D _l	V _{dm}	L _{dm}	F _{om}	D _u	D _l	V _{dm}	L _{dm}
00	* 5A					* 57					* 3A					* 25				
01	* 5A					* 57					* 3A					* 25				
02	* 5A					* 55					* 3A					* 25				
03	* 56					* 53					* 37					* 25				
04	* 52					* 53					* 34					* 25				
05	* 52					* 49					* 32					* 25				
06	* 52					* 51					* 32					* 25				
07	* 4A					* 46					* 34					* 24				
08	* 36					* 37					* 34					* 25				
09	* 33					* 37					* 30					* 25				
10	* 32					* 33					* 32					* 25				
11	* 32					* 32					* 30					* 25				
12	* 31					* 33					* 32					* 25				
13	* 31					* 35					* 32					* 25				
14	* 32					* 35					* 34					* 25				
15	* 40					* 39					* 35					* 27				
16	* 3A					* 53					* 3A					* 27				
17	* 54					* 63					* 39					* 27				
18	* 54					* 67					* 36					* 26				
19	* 58					* 55					* 3A					* 25				
20	* 61					* 53					* 42					* 27				
21	* 60					* 57					* 40					* 25				
22	* 61					* 54					* 3A					* 27				
23	* 59					* 54					* 40					* 27				

* Fewer than 15 days data on power measurements and no computations made for D_u and D_l.

* Fewer than 7 days data on voltage and logarithmic measurements.

F_{om} = median value of effective antenna noise in db above ktb.

D_u = ratio of upper decile to median in db.

D_l = ratio of median to lower decile in db.

V_{dm} = median deviation of average voltage in db below mean power.

L_{dm} = median deviation of average logarithm in db below mean power.

MONTH-HOUR VALUES OF RADIO NOISE

STATION USNS ELTANIN

LAT. 55.0 S

LONG. 120.0 W

OCTOBER 1964

H. R. L. S. T.	FREQUENCY (Mc)																			
	.013					.051					.160					.495				
	F _{am}	D _u	D _l	V _{dm}	L _{dm}	F _{am}	D _u	D _l	V _{dm}	L _{dm}	F _{am}	D _u	D _l	V _{dm}	L _{dm}	F _{am}	D _u	D _l	V _{dm}	L _{dm}
00	*145			* 7.5	*13.0	*118			* 7.0	*13.0	* 91			* 4.8	* 9.3	* 73			* 2.5	* 5.5
01	*147			*10.0	*16.0	*116			*10.5	*16.5	* 86			* 6.5	*12.5	* 66			* 7.5	*15.0
02	*147			*11.8	*18.0	*115					* 84			* 9.0	*15.5	* 59			* 8.5	*14.0
03	*149			*11.5	*18.0	*114			* 8.5	*16.0	* 82					* 52			* 7.3	*12.0
04	*149			* 8.0	*15.0	*113					* 76			* 6.0	*11.0	* 47				
05	*152			*11.5	*17.5	*113			*10.0	*17.5	* 73					* 45			* 5.0	* 7.5
06	*150			*10.0	*16.5	*108			* 8.0	*13.8	* 67			* 5.0	* 8.0					
07	*150			* 9.5	*15.5	*104			* 7.0	*12.0	* 60					* 43			* 4.0	* 6.5
08	*149			* 7.5	*13.0	*103			* 4.5	* 9.0	* 61					* 43				
09						*100					* 59			* 5.5	*10.0	* 41				
10	*149					*104			* 5.0	* 9.3	* 59					* 42			* 2.8	* 5.0
11	*150			* 6.5	*11.5	*103			* 4.0	* 7.5	* 64					* 50				
12	*149					*100			* 4.5	* 8.5	* 78			* 2.0	* 5.0	* 43			* 3.0	* 5.5
13	*148			* 8.0	*13.5	* 97			* 7.0	*11.0	* 59					* 41			* 3.5	* 6.0
14	*145			* 8.5	*14.0	* 91					* 59			* 8.0	*13.0	* 40				
15	*144			*10.5	*17.0	* 86					* 62					* 41			* 6.0	*10.0
16	*143			*11.3	*17.5	* 90					* 61					* 47				
17	*142			* 8.5	*15.0	* 96			* 5.5	*10.0	* 63					* 47				
18	*142			*10.5	*16.5	*103			* 6.5	*12.0	* 75			* 5.3	*10.0	* 72				
19	*142			*10.5	*16.5	*110			* 7.0	*13.5	* 82					* 73			* 3.5	* 8.5
20	*137			* 9.0	*15.0	*112					* 83			* 5.5	*11.0	* 67			* 3.5	* 8.0
21	*139			* 7.0	*13.5	*114			* 5.5	*11.5	* 88			* 5.0	*11.0	* 72				
22	*143			*10.0	*16.0	*117			* 7.0	*13.5	* 90			* 5.5	*13.0	* 72			* 4.0	* 9.3
23	*147			*10.5	*17.5	*117			* 8.3	*14.8	* 91					* 74			* 4.5	* 9.5

H. R. L. S. T.	FREQUENCY (Mc)																			
	2.5					5					10					20				
	F _{am}	D _u	D _l	V _{dm}	L _{dm}	F _{am}	D _u	D _l	V _{dm}	L _{dm}	F _{am}	D _u	D _l	V _{dm}	L _{dm}	F _{am}	D _u	D _l	V _{dm}	L _{dm}
00	* 53					* 56					* 42					* 26				
01	* 53					* 57					* 41					* 25				
02	* 50					* 52					* 38					* 26				
03	* 50					* 52					* 39					* 25				
04	* 48					* 54					* 43					* 26				
05	* 52					* 46					* 41					* 25				
06	* 38					* 35					* 36					* 26				
07	* 32					* 26					* 44					* 25				
08	* 24					* 25					* 33					* 26				
09						* 26					* 31					* 24				
10	* 28					* 25					* 29					* 25				
11	* 28					* 25					* 28					* 27				
12	* 33					* 25					* 35					* 25				
13	* 29					* 24					* 37					* 26				
14	* 25					* 27					* 32					* 26				
15	* 26					* 30					* 36					* 26				
16	* 29					* 38					* 43					* 28				
17						* 56					* 48					* 26				
18	* 43					* 69					* 50					* 28				
19	* 52					* 63					* 45					* 26				
20	* 54					* 63					* 41					* 26				
21	* 50					* 58					* 44					* 26				
22	* 56					* 56					* 42					* 27				
23	* 56					* 57					* 43					* 26				

* Fewer than 15 days data on power measurements and no computations made for D_u and D_l

* Fewer than 7 days data on voltage and logarithmic measurements.

F_{am} = median value of effective antenna noise in db above ktb.

D_u = ratio of upper decile to median in db.

D_l = ratio of median to lower decile in db.

V_{dm} = median deviation of average voltage in db below mean power.

L_{dm} = median deviation of average logarithm in db below mean power.

MONTH-HOUR VALUES OF RADIO NOISE

STATION USNS ELTANIN

LAT. 55.0 S

LONG. 120.0 W

NOVEMBER 1964

H R. L T.	FREQUENCY (Mc)																			
	.013					.051					.160					.495				
	F _{om}	D _u	D _l	V _{dm}	L _{dm}	F _{om}	D _u	D _l	V _{dm}	L _{dm}	F _{om}	D _u	D _l	V _{dm}	L _{dm}	F _{om}	D _u	D _l	V _{dm}	L _{dm}
00	*154					*123					*96					*75				
01	*154					*121					*96					*75				
02	*154					*121					*94					*69				
03	*155					*121					*92					*63				
04	*154					*117					*84					*47				
05	*152					*111					*77					*43				
06	*150					*107					*64					*46				
07	*148					*101					*60					*42				
08	*150					*101					*60					*43				
09	*150					*102					*60					*40				
10	*148					*103					*64					*44				
11	*150					*105					*60					*43				
12	*150					*103					*60					*41				
13	*148					*101					*60					*43				
14	*148					*99					*58					*39				
15	*147					*95					*58					*41				
16	*146					*92					*59					*43				
17	*146					*97					*70					*46				
18	*146					*105					*76					*57				
19	*148					*111					*81					*66				
20	*148					*117					*88					*69				
21	*148					*117					*92					*71				
22	*150					*119					*90					*73				
23	*150					*121					*94					*76				

H R. L T.	FREQUENCY (Mc)																			
	2.5					5					10					20				
	F _{om}	D _u	D _l	V _{dm}	L _{dm}	F _{om}	D _u	D _l	V _{dm}	L _{dm}	F _{om}	D _u	D _l	V _{dm}	L _{dm}	F _{om}	D _u	D _l	V _{dm}	L _{dm}
00	*58			*5.5	*9.5	*62			*4.0	*8.0	*42			*6.5	*12.5	*25			*1.5	*2.5
01	*58			*4.0	*7.8	*60			*4.5	*8.0	*42			*3.5	*6.5	*26			*0.5	*1.5
02	*54			*5.8	*10.0	*56			*3.8	*6.5	*40			*2.5	*4.0	*24			*1.0	*3.0
03	*56			*4.5	*9.0	*56					*40			*3.5	*5.5	*24			*1.5	*3.0
04	*50			*6.0	*11.0	*54			*3.8	*7.5	*38			*4.8	*7.0	*24			*1.5	*3.0
05	*44			*7.8	*12.0	*46			*6.3	*11.0	*38			*5.0	*7.0	*26			*1.3	*2.8
06	*38					*38			*6.8	*11.0	*34			*3.0	*5.0	*28			*2.5	*4.0
07	*32					*32					*38			*10.5	*13.0	*26			*0.8	*2.3
08	*30			*4.5	*6.5	*28			*7.8	*10.5	*34			*5.5	*7.3	*26			*1.5	*2.5
09	*32			*7.5	*10.5	*33					*28			*3.0	*4.3	*24			*0.5	*2.0
10	*26			*7.0	*8.5	*32			*12.5	*16.0	*28					*24			*1.5	*3.0
11	*30			*6.5	*10.8	*28			*9.8	*12.5	*28			*1.0	*2.5	*24			*1.5	*2.5
12	*28			*9.3	*11.8	*30			*12.3	*15.0	*28			*1.5	*3.0	*26			*1.0	*2.5
13	*30			*7.5	*9.5	*30			*9.8	*13.0	*28			*2.0	*3.0	*26			*2.0	*4.5
14	*28			*7.0	*10.5	*28			*9.5	*12.0	*30			*7.3	*4.0	*25			*1.0	*2.5
15	*27			*7.5	*9.5	*30			*7.0	*10.0	*32			*2.5	*4.5	*25			*1.5	*2.5
16	*30					*40					*38			*4.0	*7.0	*26			*0.5	*2.0
17	*38					*56			*1.0	*2.0	*42			*5.5	*8.5	*27			*2.5	*4.0
18	*48			*3.0	*6.0	*66			*1.5	*5.5	*44					*26			*1.5	*3.0
19	*52			*3.5	*7.0	*60			*3.5	*7.5	*42			*4.5	*7.5	*29			*1.5	*3.0
20	*54			*5.0	*9.5	*60			*3.0	*7.0	*46			*3.0	*5.0	*26			*1.3	*2.8
21	*56			*2.8	*5.3	*62			*2.5	*5.5	*46					*27			*1.5	*3.0
22	*58			*4.0	*8.0	*58			*3.5	*6.5	*44			*7.3	*11.3	*26			*1.5	*3.0
23	*58			*2.5	*5.0	*60			*3.5	*7.5	*46					*26			*2.3	*3.5

 * Fewer than 15 days data on power measurements and no computations made for D_u and D_l.

* Fewer than 7 days data on voltage and logarithmic measurements.

 F_{om} = median value of effective antenna noise in db above ktb.

 D_u = ratio of upper decile to median in db.

 D_l = ratio of median to lower decile in db.

 V_{dm} = median deviation of average voltage in db below mean power.

 L_{dm} = median deviation of average logarithm in db below mean power.

MONTH-HOUR VALUES OF RADIO NOISE

STATION USNS ELTANIN

LAT. 55.0 S

LONG. 105.0 W

OCTOBER 1964

H. R. L. S. T.	FREQUENCY (Mc)																			
	.013					.051					.160					.495				
	F _{am}	D _u	D _l	V _{dm}	L _{dm}	F _{am}	D _u	D _l	V _{dm}	L _{dm}	F _{am}	D _u	D _l	V _{dm}	L _{dm}	F _{am}	D _u	D _l	V _{dm}	L _{dm}
00	*147			* 8.8	*14.0	*120			5.8	9.8	* 93			4.0	8.0	* 83			4.0	8.0
01	*149			* 9.0	*14.3	*122			5.0	9.5	* 93			5.5	10.0	* 81			* 4.0	* 8.3
02	*151			* 9.3	*15.0	*120			* 7.5	*12.3	* 91			* 7.0	*12.0	* 77			* 6.0	*12.0
03	*151			10.5	16.8	*120			9.0	14.3	* 91			* 8.5	*14.5	* 69			* 8.3	*16.0
04	*151			10.5	16.0	*114			* 8.5	*12.3	* 87			12.0	18.5	* 55			* 6.5	*10.8
05	*151			9.8	15.3	*108			*12.0	*17.0	* 75			* 9.0	*15.0	* 49			* 5.0	* 9.0
06	*149			10.0	15.5	*110			11.0	17.0	* 73			* 6.3	*10.5	* 49			* 4.0	* 7.8
07	*151			9.3	15.0	*106			* 8.0	*13.0	* 67			* 6.0	*10.0	* 49				
08	*151			8.5	13.8	*102			* 6.5	*10.5	* 61			* 5.3	* 7.8	* 46			* 5.8	*10.3
09	*150			* 7.3	*11.5	*103			* 6.0	*10.0	* 63			* 6.5	*10.0	* 49			* 5.3	* 9.0
10	*149			* 7.3	*11.5	*106			* 6.3	*10.0	* 63			* 5.5	* 9.0	* 45			* 3.3	* 7.5
11	*151			6.5	11.0	*108			* 5.5	* 9.0	* 67			* 3.5	* 6.0	* 47			* 4.3	* 7.0
12	*151			6.0	10.5	*108			5.5	9.0	* 65			* 4.0	* 6.5	* 47			* 4.5	* 8.0
13	*151			7.0	12.0	*108			* 5.3	* 8.0	* 72			* 4.3	* 7.3	* 49			* 4.8	* 8.3
14	*151			6.5	11.0	*102			* 6.0	* 9.8	* 68			* 5.5	*10.0	* 46			* 3.5	* 6.5
15	*149			8.3	13.3	* 96			* 6.5	*10.0	* 65			* 4.0	* 6.5	* 45			* 4.0	* 8.5
16	*147			8.5	13.5	* 96			5.5	9.0	* 70			* 4.5	* 7.5	* 46			* 3.5	* 5.8
17	*145			8.0	13.5	*104			5.0	9.5	* 76			* 4.3	* 7.8	* 59			* 4.0	* 6.5
18	*145			9.0	14.5	*112			* 5.0	* 9.5	* 83			* 5.0	*10.0	* 68			* 3.5	* 7.0
19	*147			7.8	13.3	*116			* 5.0	*10.0	* 89			4.0	7.8	* 79			* 3.0	* 6.0
20	*147			7.0	12.0	*120			6.0	10.5	* 91			5.0	9.5	* 81			* 4.0	* 8.5
21	*147			7.0	12.5	*120			4.8	9.0	* 93			4.5	8.3	* 83			3.0	6.0
22	*147			8.0	13.0	*120			4.5	8.0	* 93			4.0	7.0	* 83			* 2.5	* 6.0
23	*147			* 8.0	*12.8	*120			5.5	9.5	* 93			4.8	10.0	* 83			3.0	6.5

H. R. L. S. T.	FREQUENCY (Mc)																			
	2.5					5					10					20				
	F _{am}	D _u	D _l	V _{dm}	L _{dm}	F _{am}	D _u	D _l	V _{dm}	L _{dm}	F _{am}	D _u	D _l	V _{dm}	L _{dm}	F _{am}	D _u	D _l	V _{dm}	L _{dm}
00	* 61					* 58					* 41					* 24				
01	* 59					* 58					* 41					* 25				
02	* 58					* 56					* 41					* 26				
03	* 55					* 54					* 39					* 26				
04	* 51					* 54					* 39					* 26				
05	* 43					* 48					* 37					* 26				
06	* 38					* 40					* 37					* 26				
07	* 37					* 36					* 33					* 26				
08	* 34					* 34					* 35					* 26				
09	* 30					* 36					* 31					* 26				
10	* 30					* 33					* 29					* 26				
11	* 30					* 32					* 29					* 26				
12	* 31					* 33					* 29					* 26				
13	* 32					* 32					* 31					* 26				
14	* 30					* 36					* 35					* 28				
15	* 34					* 42					* 37					* 26				
16	* 40					* 46					* 41					* 28				
17	* 48					* 52					* 43					* 28				
18	* 56					* 60					* 45					* 26				
19	* 60					* 70					* 43					* 28				
20	* 60					* 62					* 43					* 26				
21	* 58					* 60					* 45					* 26				
22	* 60					* 58					* 43					* 26				
23	* 60					* 58					* 43					* 26				

* Fewer than 15 days data on power measurements and no computations made for D_u and D_l.

* Fewer than 7 days data on voltage and logarithmic measurements.

F_{am} = median value of effective antenna noise in db above ktb.

D_u = ratio of upper decile to median in db.

D_l = ratio of median to lower decile in db.

V_{dm} = median deviation of average voltage in db below mean power.

L_{dm} = median deviation of average logarithm in db below mean power.

MONTH-HOUR VALUES OF RADIO NOISE

STATION USNS ELTANIN

LAT. 55.0 S

LONG. 90.0 W

OCTOBER 1964

H R. T.	FREQUENCY (Mc)																			
	.013					.051					.160					.495				
	F _{om}	D _u	D _l	V _{dm}	L _{dm}	F _{om}	D _u	D _l	V _{dm}	L _{dm}	F _{om}	D _u	D _l	V _{dm}	L _{dm}	F _{om}	D _u	D _l	V _{dm}	L _{dm}
00	*151					*124					*99					*89				
01	*151					*124					*99					*87				
02	*151					*124					*97					*87				
03	*153					*122					*95					*79				
04	*153					*120					*91					*71				
05	*153					*116					*85					*59				
06	*149					*112					*79					*51				
07	*149					*110					*71					*51				
08	*149					*108					*76					*55				
09	*150					*107					*83					*49				
10	*151					*106					*72					*51				
11	*151					*110					*68					*49				
12	*151					*108					*72					*49				
13	*151					*108					*71					*47				
14	*151					*104					*69					*45				
15	*149					*98					*65					*55				
16	*149					*102					*75					*63				
17	*147					*112					*85					*73				
18	*147					*118					*95					*83				
19	*151					*122					*93					*87				
20	*149					*120					*93					*87				
21	*148					*120					*95					*89				
22	*151					*120					*103					*91				
23	*151					*124					*97					*91				

H R. T.	FREQUENCY (Mc)																			
	2.5					5					10					20				
	F _{om}	D _u	D _l	V _{dm}	L _{dm}	F _{om}	D _u	D _l	V _{dm}	L _{dm}	F _{om}	D _u	D _l	V _{dm}	L _{dm}	F _{om}	D _u	D _l	V _{dm}	L _{dm}
00	*64			*4.8	*9.0	*58			*4.0	*7.5	*43			*4.0	*7.0	*26			*1.3	*2.8
01	*66			*3.0	*5.5	*60			*4.5	*8.3	*41			*4.0	*6.5	*26			*1.5	*3.0
02	*64			*4.0	*8.5	*58			*3.5	*6.0	*41			*4.0	*6.5	*26			*1.0	*2.5
03	*64			*4.8	*9.0	*58			*4.5	*8.0	*39			*3.5	*6.0	*26			*1.5	*2.5
04	*60			*4.5	*10.0	*58			*4.0	*8.5	*39			*3.5	*6.3	*26			*1.5	*3.0
05	*54			*7.0	*12.5	*50			*5.0	*8.5	*41			*3.8	*6.3	*26			*1.3	*2.8
06	*46			*8.0	*13.5	*46			*4.0	*7.5	*37			*4.5	*7.5	*26			*1.5	*3.0
07	*40			*9.5	*16.0	*38			*5.0	*9.0	*37			*4.0	*7.0	*26			*1.5	*3.0
08	*34			*8.0	*12.8	*30			*5.5	*9.0	*33			*2.0	*3.5	*26				
09						*30			*8.8	*12.0	*33			*3.5	*5.3	*26			*1.3	*2.5
10	*28					*30			*5.5	*8.0	*31			*3.5	*4.5	*26			*1.5	*3.0
11	*30			*10.0	*14.5	*30			*6.8	*9.8	*29			*2.5	*4.3	*26			*1.5	*3.0
12	*30			*6.8	*10.0	*30			*6.5	*9.5	*31					*26			*1.3	*2.5
13	*28			*7.8	*11.5	*32			*9.8	*14.8	*31			*1.5	*3.5	*26			*1.5	*3.0
14	*30			*8.0	*14.0	*36			*5.0	*10.0	*33			*2.0	*4.0	*27			*1.5	*3.0
15	*32			*4.0	*7.0	*38			*4.5	*8.0	*37			*3.0	*5.5	*27				
16	*50					*48			*4.0	*7.5	*42			*3.0	*5.5	*26			*1.5	*3.0
17	*56			*5.0	*9.0	*56			*3.3	*6.5	*43			*4.3	*6.3	*27			*1.5	*3.0
18	*60					*62			*3.5	*7.0	*47					*27				
19	*62			*4.5	*9.8	*62			*3.5	*6.5	*45			*4.3	*7.3	*27			*1.5	*2.5
20	*62			*3.5	*7.5	*62			*2.5	*6.5	*43			*4.0	*6.5	*26			*1.5	*2.5
21	*65			*4.0	*7.5	*64			*4.5	*9.5	*45					*25			*2.8	*4.3
22	*64			*4.5	*8.5	*62			*3.8	*7.8	*45			*4.3	*7.5	*25			*2.0	*3.5
23	*64			*4.5	*8.3	*60			*4.3	*7.8	*43			*4.8	*8.0	*25			*1.5	*3.0

* Fewer than 15 days data on power measurements and no computations made for D_u and D_l.

* Fewer than 7 days data on voltage and logarithmic measurements.

F_{om} = median value of effective antenna noise in db above ktb.

D_u = ratio of upper decile to median in db.

D_l = ratio of median to lower decile in db.

V_{dm} = median deviation of average voltage in db below mean power.

L_{dm} = median deviation of average logarithm in db below mean power.

MONTH-HOUR VALUES OF RADIO NOISE

STATION USNS ELTANIN

LAT. 45.0 S

LONG. 180.0

NOVEMBER 1964

H. R. L. S. T.	FREQUENCY (Mc)																			
	.013					.051					.160					.495				
	F _{om}	D _u	D _l	V _{dm}	L _{dm}	F _{om}	D _u	D _l	V _{dm}	L _{dm}	F _{om}	D _u	D _l	V _{dm}	L _{dm}	F _{om}	D _u	D _l	V _{dm}	L _{dm}
00	*160			*15.0	*20.5	*129			*13.5	*19.0	*109			* 8.5	*15.0	* 90			*16.0	*22.0
01	*158			*13.3	*20.0	*131			*13.0	*18.8	*114			*10.0	*15.5	* 86				
02	*160			*14.0	*20.0	*131			*11.5	*17.5	*108			* 7.5	*14.0	* 84				
03	*159			*12.5	*19.5	*134			* 9.0	*16.0	*109			* 7.5	*13.5	* 87			* 9.5	*12.5
04	*159			*11.3	*16.0	*124			*10.0	*15.0	* 93					* 69			* 6.0	* 8.5
05	*158			*12.5	*19.0	*119			*12.0	*18.0	* 79					* 56			* 4.5	* 6.5
06	*155			*11.3	*17.5	*114					* 73			*15.0	*19.0	* 63				
07	*154			*12.0	*17.3	*118					* 82					* 53				
08	*154			*12.5	*18.0	*109			*12.5	*18.0	* 75			* 9.0	*16.0	* 57				
09	*148					* 99			*14.0	*20.0	* 71			* 6.5	* 9.0	* 47			* 4.0	* 6.0
10	*154			*15.3	*22.0	*117			*15.5	*20.0	* 82					* 53				
11	*157			*13.5	*19.3	*115					* 73					* 49				
12	*156			*14.5	*20.5	*113			*16.0	*22.0	* 76			*14.0	*20.0	* 47				
13	*157			*12.3	*17.8	*117			*15.0	*21.0	* 76			*16.3	*22.5	* 60				
14	*156			*13.0	*19.8	*113			*10.5	*16.5	* 74			*16.8	*23.0	* 48				
15	*154			*13.0	*19.3	*113					* 67			*19.0	*30.0	* 50				
16	*156			*12.5	*18.5	*114			*11.0	*18.0	* 68			*17.0	*30.0	* 43			*16.5	*27.0
17	*156			*10.3	*16.3	*112			* 8.0	*11.5	* 78			*14.0	*25.0	* 97				
18	*156			*10.5	*16.0	*113			*13.3	*19.0	* 82			*17.0	*29.0	* 60				
19	*156			*10.3	*15.5	*119			*10.0	*14.0	* 96			*14.0	*21.0	* 75				
20	*157			*11.0	*16.0	*124			*14.3	*20.3	*104			*13.0	*20.0	* 81			*16.0	*27.0
21	*160			*11.0	*17.0	*128			* 7.0	*12.5	*110			*10.0	*15.0	* 89			*16.0	*27.0
22	*161			*11.3	*17.5	*131			*10.0	*15.5	*109			* 7.5	*13.0	* 91			*16.5	*23.0
23	*162			*12.5	*18.8	*132			*12.0	*17.5	*108			*10.8	*16.5	* 89				

H. R. L. S. T.	FREQUENCY (Mc)																			
	2.5					5					10					20				
	F _{om}	D _u	D _l	V _{dm}	L _{dm}	F _{om}	D _u	D _l	V _{dm}	L _{dm}	F _{om}	D _u	D _l	V _{dm}	L _{dm}	F _{om}	D _u	D _l	V _{dm}	L _{dm}
00	* 70					* 60					* 45					* 25				
01	* 70					* 58					* 45					* 25				
02	* 68					* 55					* 41					* 25				
03	* 64					* 60					* 40					* 34				
04	* 62					* 52					* 37					* 26				
05	* 47					* 45					* 39					* 26				
06	* 39					* 39					* 34					* 26				
07	* 36					* 37					* 31					* 27				
08	* 33					* 29					* 33					* 26				
09	* 28					* 27					* 29					* 25				
10	* 30					* 28					* 30					* 28				
11	* 30					* 29					* 29					* 26				
12	* 31					* 27					* 29					* 26				
13	* 36					* 39					* 30					* 26				
14	* 36					* 28					* 30					* 26				
15	* 27					* 28					* 32					* 26				
16	* 30					* 30					* 36					* 28				
17	* 39					* 40					* 40					* 28				
18	* 52					* 48					* 48					* 26				
19	* 58					* 58					* 46					* 27				
20	* 59					* 61					* 47					* 26				
21	* 63					* 62					* 48					* 25				
22	* 65					* 61					* 45					* 26				
23	* 69					* 63					* 45					* 26				

* Fewer than 15 days data on power measurements and no computations made for D_u and D_l.

* Fewer than 7 days data on voltage and logarithmic measurements.

F_{om} = median value of effective antenna noise in db above ktb.

D_u = ratio of upper decile to median in db.

D_l = ratio at median to lower decile in db.

V_{dm} = median deviation of average voltage in db below mean power.

L_{dm} = median deviation of average logarithm in db below mean power.

MONTH-HOUR VALUES OF RADIO NOISE

STATION USNS ELTANIN

LAT. 45.0 S

LONG. 105.0 W

SEPTEMBER 1964

H R. L S T.	FREQUENCY (Mc)																			
	.013					.051					.160					.495				
	F _{am}	D _u	D _ℓ	V _{dm}	L _{dm}	F _{am}	D _u	D _ℓ	V _{dm}	L _{dm}	F _{am}	D _u	D _ℓ	V _{dm}	L _{dm}	F _{am}	D _u	D _ℓ	V _{dm}	L _{dm}
00	*151			*11.5	*18.0	*125			* 3.5	* 6.5	*105			* 7.0	*12.0	* 88			* 4.5	* 8.5
01	*152			*10.5	*17.5	*125			* 6.8	*10.3	*105			* 6.0	*10.5	* 87			* 4.5	* 8.0
02	*152			* 9.5	*15.5	*126			* 7.8	*11.3	*104			* 7.5	*14.0	* 84			* 5.8	* 9.8
03	*153			*10.5	*17.0	*126			* 8.3	*12.0	*100			* 8.0	*13.0	* 82			* 7.0	*13.5
04	*155			*10.8	*17.0	*126			* 7.5	*11.0	* 94			*10.5	*17.5	* 73			*10.5	*18.0
05	*154			*10.5	*17.0	*121			* 8.0	*12.0	* 89			*10.5	*17.5	* 64				
06	*153			*11.3	*18.0	*120			*12.5	*17.0	* 89			* 8.0	*12.5	* 56			* 2.5	* 4.0
07	*151			*12.3	*18.8	*117			*13.0	*19.0	* 77			* 7.0	*10.5	* 60			* 2.5	* 4.0
08	*151			*11.0	*17.0	*117					* 73			* 2.5	* 4.0	* 63			* 2.8	* 4.5
09	*151			*11.3	*17.3	*105			* 9.5	*14.0	* 77					* 64				
10	*150			* 9.0	*15.0	*105			* 6.5	*10.5	* 79			* 2.5	* 5.0	* 71			* 1.5	* 3.0
11	*151			* 8.0	*13.0	*107			* 5.5	* 9.5	* 75					* 67			* 1.0	* 2.5
12	*151			* 7.5	*12.5	*109					* 75			* 2.5	* 4.0	* 62			* 1.5	* 3.0
13	*153			* 6.8	*11.3	*109			* 5.3	* 8.8	* 81			* 3.0	* 4.0	* 56				
14	*153			* 6.5	*11.0	*105			* 5.3	* 8.5	* 81			* 4.0	* 5.0	* 58			* 3.0	* 5.0
15	*153			* 6.5	*11.5	* 99			* 6.8	*10.3	* 81			* 5.0	* 7.5	* 62			* 2.0	* 3.5
16	*151			* 8.5	*13.5	* 97					* 80			* 3.5	* 6.5	* 67			* 3.0	* 5.8
17	*149			* 8.0	*13.0	*103			* 5.0	* 8.5	* 85					* 79				
18	*149			* 8.0	*13.0	*119			* 7.5	*12.5	* 93			* 3.0	* 6.0	* 84			* 4.0	* 7.0
19	*149			* 9.0	*15.5	*117			* 6.0	*10.5	* 97			* 3.5	* 6.5	* 84			* 4.5	* 7.5
20	*149			*10.0	*16.0	*121					*103			* 5.5	* 8.5	* 86			* 4.5	* 8.5
21	*147			*11.0	*18.0	*119			* 6.0	*11.5	*105			* 5.5	* 9.0	* 88			* 5.0	* 9.0
22	*149			* 9.5	*15.5	*123			* 5.8	* 9.3	*107			* 5.0	* 8.8	* 88			* 3.5	* 6.0
23	*151			*10.3	*16.5	*123			* 6.3	* 9.8	*105			* 7.5	*11.0	* 88			* 5.3	* 9.5

H R. L S T.	FREQUENCY (Mc)																			
	2.5					5					10					20				
	F _{am}	D _u	D _ℓ	V _{dm}	L _{dm}	F _{am}	D _u	D _ℓ	V _{dm}	L _{dm}	F _{am}	D _u	D _ℓ	V _{dm}	L _{dm}	F _{am}	D _u	D _ℓ	V _{dm}	L _{dm}
00	* 62					* 56					* 56					* 25				
01	* 62					* 53					* 45					* 25				
02	* 61					* 53					* 41					* 25				
03	* 58					* 51					* 40					* 24				
04	* 55					* 53					* 50					* 24				
05	* 56					* 51					* 38					* 25				
06	* 44					* 49					* 38					* 25				
07	* 35					* 35					* 40					* 25				
08	* 31					* 43					* 40					* 25				
09	* 30					* 27					* 32					* 25				
10	* 29					* 28					* 30					* 27				
11	* 28					* 29					* 34					* 25				
12	* 30					* 27					* 30					* 25				
13	* 28					* 39					* 34					* 25				
14	* 32					* 27					* 32					* 25				
15	* 37					* 33					* 34					* 27				
16	* 46					* 39					* 40					* 27				
17	* 54					* 59					* 43									
18	* 62					* 69					* 40					* 27				
19	* 64					* 69					* 42					* 25				
20	* 62					* 63					* 42					* 26				
21	* 66					* 53					* 40					* 25				
22	* 66					* 57					* 40					* 27				
23	* 62					* 59					* 42					* 25				

* Fewer than 15 days data on power measurements and no computations made for D_u and D_ℓ.

* Fewer than 7 days data on voltage and logarithmic measurements.

F_{am} = median value of effective antenna noise in db above ktb.

D_u = ratio of upper decile to median in db.

D_ℓ = ratio of median to lower decile in db.

V_{dm} = median deviation of average voltage in db below mean power.

L_{dm} = median deviation of average logarithm in db below mean power.

MONTH-HOUR VALUES OF RADIO NOISE

STATION USNS ELTANIN

LAT. 45.0 S

LONG. 90.0 W

SEPTEMBER 1964

H R. L S T.	FREQUENCY (Mc)																			
	.013					.051					.160					.495				
	F _{om}	D _u	D _l	V _{dm}	L _{dm}	F _{om}	D _u	D _l	V _{dm}	L _{dm}	F _{om}	D _u	D _l	V _{dm}	L _{dm}	F _{om}	D _u	D _l	V _{dm}	L _{dm}
00	*150					*128					*108					*94				
01	*151					*128					*109					*95				
02	*151					*129					*108					*93				
03	*151					*130					*109					*92				
04	*152					*130					*105					*85				
05	*152					*126					*96					*74				
06	*151					*120					*83					*66				
07	*149					*120					*79					*61				
08	*151					*120					*85					*67				
09	*153										*79									
10											*81					*60				
11	*155					*113														
12	*154					*112					*73					*58				
13	*155					*114					*80					*54				
14	*156					*113					*81					*57				
15	*156					*109					*80					*57				
16	*155					*104					*75					*62				
17	*153					*100					*77					*65				
18	*151					*107					*81					*90				
19	*155					*120					*101					*88				
20	*154					*121					*104					*90				
21	*154					*123					*105					*90				
22	*153					*125					*105					*92				
23	*153					*126					*107					*93				

H R. L S T.	FREQUENCY (Mc)																			
	2.5					5					10					20				
	F _{om}	D _u	D _l	V _{dm}	L _{dm}	F _{om}	D _u	D _l	V _{dm}	L _{dm}	F _{om}	D _u	D _l	V _{dm}	L _{dm}	F _{om}	D _u	D _l	V _{dm}	L _{dm}
00	*69			*2.5	*5.5	*57			*3.5	*7.5	*43					*29			*2.5	*5.3
01	*69			*3.3	*6.8	*59			*3.3	*6.5	*40					*28			*3.0	*5.0
02	*69			*3.0	*6.5	*58			*3.5	*6.0	*40				*2.3	*4.0			*2.5	*3.5
03	*69			*3.8	*7.5	*59			*2.5	*5.5	*42				*3.0	*5.5			*0.8	*2.3
04	*68			*4.5	*8.5	*58			*4.0	*8.5	*40				*4.0	*7.0			*1.0	*2.0
05	*67			*5.5	*9.0	*57			*3.5	*6.5	*39				*3.5	*6.5				
06	*55			*5.5	*10.0	*56			*3.8	*7.8	*38				*2.5	*5.0			*2.0	*3.5
07	*45			*5.5	*10.0	*47					*38				*3.0	*5.0			*1.0	*2.5
08	*40					*40					*35				*3.5	*5.8			*1.0	*2.5
09																				
10											*31								*3.0	*4.5
11	*34					*33										*25				
12	*33					*31					*28					*24			*1.5	*2.5
13	*30					*31					*30				*1.5	*3.0			*1.0	*2.0
14	*30					*30					*30					*25			*1.0	*2.5
15	*34					*31					*35				*2.5	*4.5				
16	*36					*37					*40					*27			*1.0	*2.5
17	*47					*50			*2.0	*4.5	*44				*2.5	*6.0				
18	*60			*2.8	*5.8	*60			*1.0	*4.0	*48				*3.0	*6.0			*1.0	*2.0
19	*64			*2.0	*4.5	*66			*1.5	*5.0	*44					*25			*0.5	*2.0
20	*65			*3.8	*7.0	*66					*47				*2.5	*4.8				
21	*64					*65					*47					*23				
22	*65					*66			*2.5	*5.0	*44					*27			*1.0	*2.5
23	*66					*57			*4.3	*8.0	*42				*2.5	*4.0				

* Fewer than 15 days data on power measurements and no computations made for D_u and D_l.

* Fewer than 7 days data on voltage and logarithmic measurements.

F_{om} = median value of effective antenna noise in db above ktb.

D_u = ratio of upper decile to median in db.

D_l = ratio of median to lower decile in db.

V_{dm} = median deviation of average voltage in db below mean power.

L_{dm} = median deviation of average logarithm in db below mean power.

MONTH-HOUR VALUES OF RADIO NOISE

STATION USNS ELTANIN

LAT. 45.0 S

LONG. 75.0 W

OCTOBER 1964

H. M. P.	FREQUENCY (Mc)																			
	.013					.051					.160					.495				
	F _{om}	D _u	D _ℓ	V _{dm}	L _{dm}	F _{om}	D _u	D _ℓ	V _{dm}	L _{dm}	F _{om}	D _u	D _ℓ	V _{dm}	L _{dm}	F _{om}	D _u	D _ℓ	V _{dm}	L _{dm}
00	*153					*128					*105					*89				
01	*153					*126					*105					*89				
02	*153					*128					*103					*89				
03	*155					*128					*101					*85				
04	*155					*126					*99					*83				
05	*153					*124					*93					*71				
06	*149					*118					*87					*65				
07	*149					*116					*89					*65				
08	*153					*114					*91					*53				
09	*155					*120					*81					*57				
10	*155					*120					*95					*59				
11	*153					*120					*96					*62				
12	*156					*124					*97					*63				
13	*156					*124					*97					*66				
14	*158					*123					*91					*62				
15	*157					*119					*94					*67				
16	*158					*116					*90					*64				
17	*153					*117					*92					*82				
18	*151					*120					*98					*90				
19	*153					*123					*99					*93				
20	*153					*125					*103					*94				
21	*152					*125					*104					*93				
22	*153					*127					*105					*93				
23	*153					*126					*106					*91				

H. M. P.	FREQUENCY (Mc)															
	2.5				5				10				20			
	F _{om}	D _u	D _ℓ	V _{dm}	F _{om}	D _u	D _ℓ	V _{dm}	F _{om}	D _u	D _ℓ	V _{dm}	F _{om}	D _u	D _ℓ	V _{dm}
00	*62			*6.0 *10.5	*58			*4.0 *8.0	*49			*5.3 *8.5	*26			*1.3 *2.8
01	*62			*3.5 *7.0	*60			*5.5 *9.5	*42			*4.0 *7.0	*24			*1.5 *3.0
02	*62			*4.5 *7.8	*58			*4.5 *8.5	*41			*3.8 *6.3	*24			*1.5 *3.0
03	*62			*4.0 *8.5	*62			*4.5 *7.5	*39			*4.5 *6.8	*24			*1.5 *3.0
04	*62			*3.8 *7.5	*60			*3.5 *7.0	*39			*3.5 *6.3	*24			*1.3 *2.5
05	*60			*6.0 *11.5	*58			*5.5 *9.5	*39			*3.5 *6.0	*26			*1.5 *3.0
06	*50			*6.3 *12.3	*52			*5.5 *10.0	*37			*4.0 *6.5	*24			*1.0 *2.3
07	*44			*5.0 *9.3	*40			*5.8 *10.5	*35			*4.0 *6.0	*26			*1.5 *3.5
08	*38				*32				*29			*4.5 *6.5	*28			*2.0 *3.5
09	*38				*34			*6.0 *12.5	*26			*2.5 *5.0	*27			*1.5 *3.0
10									*33				*29			*3.3 *5.3
11	*35			*6.3 *11.0	*35			*8.5 *12.5	*34			*8.0 *14.0	*29			*3.0 *5.3
12	*37			*7.0 *11.5	*41			*11.0 *19.0	*34			*2.0 *3.5	*29			*6.0 *8.5
13	*40				*39			*5.5 *10.0	*37				*28			*2.8 *4.0
14	*41				*39				*36				*28			*2.0 *4.0
15	*43				*44			*7.0 *12.0	*42			*3.5 *6.0	*28			*2.0 *3.0
16	*45			*4.0 *8.5	*50				*45			*4.0 *7.8	*26			*1.5 *3.0
17	*56			*4.5 *6.5	*60			*3.0 *5.5	*47			*3.8 *7.3	*28			*4.5 *6.5
18	*66				*64			*3.5 *6.0	*49				*28			
19	*66				*66			*5.5 *10.5	*50				*24			
20	*67			*6.3 *12.0	*67			*5.0 *9.0	*45			*4.0 *7.0	*25			*1.5 *3.0
21	*66				*65				*48			*4.5 *9.0	*27			
22	*63				*66			*5.5 *10.0	*45			*3.5 *5.5	*26			*1.5 *3.0
23	*67				*61				*45				*25			*1.5 *2.5

* Fewer than 15 days data on power measurements and no computations made for D_u and D_ℓ.

* Fewer than 7 days data on voltage and logarithmic measurements.

F_{om} = median value of effective antenna noise in db above ktb.

D_u = ratio of upper decile to median in db.

D_ℓ = ratio of median to lower decile in db.

V_{dm} = median deviation of average voltage in db below mean power.

L_{dm} = median deviation of average logarithm in db below mean power.

MONTH-HOUR VALUES OF RADIO NOISE

STATION USNS ELTANIN

LAT. 35.0 S

LONG. 75.0 W

SEPTEMBER 1964

MO.	HR.	FREQUENCY (Mc)																			
		.013					.051					.160					.495				
		F _{gm}	D _u	D _l	V _{dm}	L _{dm}	F _{gm}	D _u	D _l	V _{dm}	L _{dm}	F _{gm}	D _u	D _l	V _{dm}	L _{dm}	F _{gm}	D _u	D _l	V _{dm}	L _{dm}
00		*157					*132					*115					*93				
01		*157					*134					*110					*92				
02		*156					*132					*111					*92				
03		*156					*132					*108					*92				
04		*156					*132					*109					*92				
05		*157					*132					*103					*82				
06		*154					*118					*85					*58				
07		*153					*115					*76					*58				
08		*156					*119					*81									
09		*157					*114					*89					*76				
10		*157					*116					*74					*53				
11		*157					*119					*89					*58				
12		*159					*124					*89					*62				
13		*161					*125					*90					*59				
14		*161					*123					*81					*56				
15		*161					*121					*81					*58				
16		*159					*119					*94									
17		*157					*119					*115					*91				
18		*155					*121					*103					*92				
19		*157					*129					*114					*92				
20		*157					*131					*115					*101				
21		*157					*129					*107					*94				
22		*155					*131					*113					*94				
23		*157					*131					*113					*94				

MO.	HR.	FREQUENCY (Mc)																				
		2.5					5					10					20					
		F _{gm}	D _u	D _l	V _{dm}	L _{dm}	F _{gm}	D _u	D _l	V _{dm}	L _{dm}	F _{gm}	D _u	D _l	V _{dm}	L _{dm}	F _{gm}	D _u	D _l	V _{dm}	L _{dm}	
00		*72			*2.5	*5.5	*57				*3.8	*6.5	*50				*3.0	*5.5	*24		*0.5	*2.0
01		*73			*4.0	*7.5	*58				*3.8	*6.5	*50						*24		*1.0	*2.5
02		*72			*2.5	*5.0	*59				*3.0	*5.5	*47				*3.0	*5.5	*24		*1.0	*2.5
03		*71			*3.5	*6.5	*60				*3.0	*6.0	*46				*3.5	*6.0	*23		*1.5	*3.0
04		*72			*3.8	*7.3	*61				*2.5	*5.0	*45						*25			
05		*71			*6.5	*11.5	*58				*4.0	*6.5	*42									
06		*56					*54						*42						*28		*2.5	*5.0
07		*39					*46				*4.5	*7.5	*43				*2.5	*5.0	*27			
08		*45					*35						*38									
09							*45						*42						*25		*2.0	*3.5
10		*46			*14.0	*19.0	*33						*35			*4.8	*6.8	*25		*1.3	*2.8	
11		*32			*5.3	*7.8	*28						*33					*27		*2.5	*4.0	
12		*37					*35						*34			*4.5	*6.0	*25				
13		*31					*40				*9.5	*15.0	*39			*6.5	*10.0	*27		*1.8	*4.3	
14		*32			*5.0	*7.5	*31				*7.0	*12.5	*36					*29		*2.0	*4.0	
15		*34					*37				*5.5	*9.5	*40			*3.0	*5.0	*25				
16		*42					*53				*4.5	*9.1	*46					*28		*3.0	*5.5	
17		*60			*3.0	*5.5	*53				*4.5	*7.0	*44			*4.0	*7.0	*28		*1.0	*2.5	
18		*74			*2.0	*4.0	*69				*3.0	*5.5	*46			*2.5	*5.0	*27		*1.5	*3.0	
19		*78			*2.0	*4.5	*73				*2.3	*4.0	*45			*3.0	*5.5	*25				
20		*72					*71				*2.0	*7.5	*45			*3.5	*6.0	*27		*3.3	*5.5	
21		*74			*1.0	*3.5	*77				*1.3	*3.3	*44			*3.0	*5.5	*27		*1.5	*2.5	
22		*75			*4.0	*7.5	*67				*3.5	*7.8	*46			*3.0	*6.5	*25		*0.5	*2.0	
23		*78			*2.0	*5.0	*67				*3.0	*6.0	*50			*3.5	*6.0	*25		*1.3	*2.8	

* Fewer than 15 days data on power measurements and no computations made for D_u and D_l.

** Fewer than 7 days data on voltage and logarithmic measurements

F_{gm} = median value of effective antenna noise in db above ktb.

D_u = ratio of upper decile to median in db.

D_l = ratio of median to lower decile in db.

V_{dm} = median deviation of average voltage in db below mean power.

L_{dm} = median deviation of average logarithm in db below mean power.

MONTH-HOUR VALUES OF RADIO NOISE

STATION USNS ELTANIN

LAT. 35.0 S

LONG. 75.0 W

OCTOBER 1964

H R.	FREQUENCY (Mc)																				
	.013					.051					.160					.495					
	F _{am}	D _u	D _ℓ	V _{dm}	L _{dm}	F _{am}	D _u	D _ℓ	V _{dm}	L _{dm}	F _{am}	D _u	D _ℓ	V _{dm}	L _{dm}	F _{am}	D _u	D _ℓ	V _{dm}	L _{dm}	
00	*151					*128					*108					*90					
01	*150					*127					*105					*90					
02	*150					*126					*104					*89					
03	*151					*127					*104					*90					
04	*152					*129					*103					*84					
05	*154					*123					*88					*66					
06	*149					*114					*75					*55					
07	*149					*110					*72					*51					
08	*153					*110					*67					*61					
09	*154					*111					*71					*53					
10	*154					*116					*79					*46					
11	*156					*121					*77					*47					
12	*158					*121					*79					*47					
13	*157					*122										*48					
14	*159					*120					*81					*49					
15	*159					*116					*77					*51					
16	*157					*116					*81					*59					
17	*155					*110					*89					*87					
18	*153					*124					*103					*93					
19	*153					*126					*107					*95					
20	*153					*126					*107					*91					
21	*153					*126					*105					*91					
22	*151					*126					*105					*93					
23	*151					*126					*107					*91					

H R.	FREQUENCY (Mc)																				
	2.5					5					10					20					
	F _{am}	D _u	D _ℓ	V _{dm}	L _{dm}	F _{am}	D _u	D _ℓ	V _{dm}	L _{dm}	F _{am}	D _u	D _ℓ	V _{dm}	L _{dm}	F _{am}	D _u	D _ℓ	V _{dm}	L _{dm}	
00	*63			*4.0	*8.0	*58			*4.0	*7.5	*42			*3.8	*6.3	*22					
01	*62					*58			*4.0	*7.8	*39					*22					
02	*63			*4.3	*9.0	*57			*4.3	*8.3	*41			*3.5	*6.0	*22			*2.0	*3.0	
03	*63			*4.5	*8.5	*60			*3.0	*6.0	*38			*3.0	*5.0	*22					
04	*63			*4.8	*9.3	*60			*3.5	*7.0	*34			*2.5	*4.3	*22			*0.5	*1.5	
05	*60			*4.8	*8.8	*55			*4.5	*7.8	*44					*22			*2.0	*3.5	
06	*47			*6.0	*10.0	*46					*34					*24			*1.8	*3.0	
07	*37			*5.5	*9.0	*43			*6.0	*9.0	*32					*23			*1.8	*3.0	
08	*30			*4.5	*7.0	*38					*29			*3.0	*5.0	*24					
09	*33			*8.0	*13.5	*34			*3.0	*5.0	*27			*2.0	*3.5	*24					
10	*34					*33			*5.0	*8.0	*32			*5.5	*8.5	*25			*1.5	*3.0	
11	*31			*7.5	*10.5	*30			*5.5	*8.5	*30			*2.3	*4.3	*25			*1.3	*2.8	
12	*29			*7.0	*9.5	*28			*6.0	*9.5	*30			*3.0	*5.0	*26			*1.3	*3.0	
13	*30			*10.5	*13.0	*36			*6.0	*9.0	*28					*28			*1.5	*3.0	
14	*30					*34			*3.5	*6.0	*35			*3.5	*5.5	*28			*2.0	*4.0	
15	*36			*5.8	*9.0	*40			*3.0	*6.0	*41			*3.5	*6.5	*29			*2.0	*4.0	
16	*42					*52			*5.0	*9.3	*45			*5.0	*9.3	*28			*2.0	*4.0	
17	*55					*58			*3.0	*6.0	*47			*4.0	*8.0	*28			*1.5	*3.0	
18	*60					*64			*2.5	*5.5	*45					*28					
19	*64			*4.5	*10.5	*66			*4.0	*6.8	*45			*3.0	*5.5	*28					
20	*64			*3.5	*7.5	*64			*3.0	*6.5	*43			*3.5	*7.0	*28					
21	*66			*7.3	*14.0	*66			*3.8	*8.5	*41					*24			*2.0	*3.5	
22	*62			*3.0	*6.5	*64			*5.0	*10.5	*45			*6.0	*9.5	*27					
23	*62					*58			*4.3	*7.5	*45			*5.3	*10.3	*22			*4.5	*6.0	

 * Fewer than 15 days data on power measurements and no computations made for D_u and D_ℓ.

* Fewer than 7 days data on voltage and logarithmic measurements.

 F_{am} = median value of effective antenna noise in db above ktb.

 D_u = ratio of upper decile to median in db.

 D_ℓ = ratio of median to lower decile in db.

 V_{dm} = median deviation of average voltage in db below mean power.

 L_{dm} = median deviation of average logarithm in db below mean power.

MONTH-HOUR VALUES OF RADIO NOISE

STATION ENKÖPING, SWEDEN

LAT. 59.5 N

LONG. 17.3 E

SEPTEMBER 1964

H R I S T.	FREQUENCY (Mc)																			
	.013					.051					.160					.495				
	F _{om}	D _u	D _l	V _{dm}	L _{dm}	F _{om}	D _u	D _l	V _{dm}	L _{dm}	F _{om}	D _u	D _l	V _{dm}	L _{dm}	F _{om}	D _u	D _l	V _{dm}	L _{dm}
00	153	6.9	2.0	9.0	14.0	121	4.6	4.1	11.8	16.5	101	8.0	4.0	* 3.0	* 13.0	80	15.8	5.3	6.8	10.0
01	153	7.8	3.3	10.0	15.3	121	13.3	6.0	12.0	17.0	103	12.0	2.1	* 5.3	* 9.0	78	18.4	2.0	6.5	9.3
02	151	11.4	1.5	10.0	15.5	120	14.7	5.1	12.0	16.5	* 102			* 12.0	* 16.5	78	14.6	3.6	* 7.0	* 12.0
03	153	3.5	2.0	10.5	16.5	119	10.0	4.0	11.8	17.5	103	10.0	6.6	* 5.0	* 9.0	77	13.4	3.2	* 11.0	* 18.0
04	153	2.0	2.0	11.5	18.0	119	11.4	4.1	11.5	16.5	* 99			* 4.5	* 8.5	73	4.9	8.9	* 10.0	* 14.8
05	153	0.3	2.3	10.8	17.3	117	11.3	8.2	11.5	17.5	* 87			* 6.5	* 11.0	* 58			* 3.5	* 6.0
06	151	7.0	2.0	11.5	17.5	115	7.9	10.1	12.3	19.3	83	24.3	6.0	* 5.0	* 10.0	54	24.7	2.2	3.8	5.3
07	149	7.9	0.0	11.5	18.0	* 113			13.3	18.8	* 78			5.0	7.5	* 53			* 3.3	* 5.5
08	149	7.9	3.5	11.0	17.5	111	20.1	11.6	15.0	21.0	79	14.8	6.3	4.0	6.8	* 54			* 6.0	* 7.5
09	149	7.1	4.3	12.8	19.5	* 109			* 12.3	* 19.3	* 78			* 6.0	* 10.0	* 64			* 8.0	* 15.0
10	* 147			* 13.0	* 19.5	* 110			* 13.0	* 21.0	* 75			* 8.3	* 14.0	* 54			* 3.0	* 5.5
11	* 147			12.3	18.8	* 111			* 15.5	* 22.0	* 79			* 5.0	* 7.5	* 52			* 4.5	* 7.0
12	149	5.1	4.3	11.3	17.3	* 112			* 13.5	* 19.3	* 77			* 5.0	* 8.0	* 54			3.5	6.0
13	149	5.4	2.3	9.0	14.5	115	8.7	6.2	12.5	17.5	* 77			* 7.8	* 12.3	* 57			* 5.5	* 8.0
14	151	3.3	2.0	9.0	14.3	115	8.8	6.3	* 9.3	* 14.5	79	13.1	6.0	* 4.8	* 9.5	54	5.5	2.0	4.5	6.8
15	151	7.2	4.0	8.0	14.0	116	8.8	7.0	11.0	17.0	79	14.7	4.0	* 6.5	* 11.0	56	12.0	4.0	* 3.8	* 6.0
16	153	5.2	4.0	8.0	13.0	116	8.7	10.2	10.5	15.5	81	22.6	5.7	* 6.5	* 9.3	58	7.8	4.0	* 3.5	* 5.5
17	151	7.5	4.0	7.0	11.0	119	5.1	12.0	10.3	15.3	83	16.3	3.1	7.5	10.0	64	2.1	4.0	* 3.0	* 5.0
18	151	7.3	4.0	7.5	12.5	117	8.1	8.1	9.5	14.5	95	7.0	7.5	5.8	9.8	72	12.0	6.2	* 4.8	* 8.5
19	151	6.0	5.5	8.3	13.3	119	10.0	6.0	8.3	13.3	97	9.1	4.0	5.8	10.0	76	16.9	6.0	5.8	8.8
20	153	8.6	4.0	8.0	13.0	119	11.1	7.1	9.0	15.0	99	10.6	8.0	* 6.0	* 10.0	77	14.8	5.0	5.8	9.3
21	153	7.1	4.0	8.5	14.0	121	9.3	8.6	10.0	15.3	103	7.6	6.1	* 6.0	* 10.0	80	13.3	6.6	6.0	10.0
22	153	6.0	4.0	8.0	13.0	123	7.5	8.0	10.3	16.3	104	6.8	7.1	4.0	7.5	78	15.4	3.1	5.0	8.0
23	153	5.1	2.0	8.5	14.0	121	10.3	6.2	12.3	17.8	* 101			* 7.0	* 11.0	79	17.4	5.0	5.5	8.5

H R I S T.	FREQUENCY (Mc)																			
	2.5					5					10					20				
	F _{om}	D _u	D _l	V _{dm}	L _{dm}	F _{om}	D _u	D _l	V _{dm}	L _{dm}	F _{om}	D _u	D _l	V _{dm}	L _{dm}	F _{om}	D _u	D _l	V _{dm}	L _{dm}
00	* 57			* 5.0	* 10.5	* 53			* 4.5	* 7.5	34	4.3	4.0	* 3.3	* 5.3	19	1.6	2.0	* 1.3	* 2.8
01	59	9.9	4.2	* 7.0	* 12.0	* 57			* 6.5	* 10.0	32	5.9	2.0	* 1.8	* 3.3	19	2.0	2.0	* 1.3	* 2.8
02	57	10.2	4.2	* 7.0	* 12.5	* 59			* 5.0	* 9.0	37	5.5	2.0	2.5	4.0	19	2.0	2.0	* 1.3	* 2.8
03	55	12.3	4.3	* 6.0	* 11.0	* 59			* 7.8	* 11.5	30	5.6	2.0	* 2.5	* 4.0	19	2.0	2.0	* 2.5	* 4.0
04	* 55			* 7.0	* 11.5	* 61			* 9.8	* 13.5	30	5.5	1.5	* 2.5	* 4.5	19	2.0	2.0	* 1.3	* 2.8
05	53	8.6	6.0	* 9.0	* 13.5	* 57			* 7.3	* 10.8	34	6.0	4.0	* 3.3	* 5.0	19	2.0	2.0	* 1.0	* 2.5
06	* 46			* 9.0	* 13.5	* 52			* 9.0	* 12.5	* 42			* 7.5	* 10.0	19	2.0	2.0	* 1.0	* 2.5
07	* 37					* 39			* 6.0	* 9.0	* 42			* 9.5	* 13.5	19	2.6	0.0	* 2.5	* 3.5
08	* 33			* 5.0	* 8.8	* 38			* 7.8	* 10.5	* 46			* 12.0	* 16.0	19	2.2	0.0	* 2.0	* 3.5
09	* 36					* 34					* 46			* 10.0	* 13.0	* 19			* 1.5	* 3.0
10	* 34					* 31			* 7.8	* 10.5	* 44			* 10.3	* 13.0	* 21			* 2.5	* 4.3
11	* 35			* 4.5	* 7.5	* 32			* 13.0	* 17.5	* 40			* 10.5	* 14.0	* 21			* 2.0	* 4.0
12	* 34					* 31			* 5.3	* 7.3	* 45					* 21			* 1.5	* 3.3
13	* 35					* 34			* 7.8	* 9.8	* 40			* 6.5	* 8.5	21	2.1	2.0	* 1.5	* 3.0
14	* 34					* 35			* 8.5	* 11.5	* 42			* 6.0	* 9.0	21	1.3	2.0	1.5	3.0
15	* 39			* 13.0	* 18.0	* 42			* 4.5	* 6.8	43	3.2	5.3	* 4.5	* 7.5	21	2.0	2.0	1.0	2.5
16	* 43					* 55			* 11.0	* 16.0	47	4.9	7.0	* 6.8	* 10.5	21	2.0	3.3	* 1.3	* 2.5
17	47	16.0	10.3	* 4.0	* 7.0	* 59			* 11.8	* 16.5	48	4.0	6.0	* 4.8	* 7.8	21	2.1	2.0	* 1.3	* 2.5
18	* 53			* 4.5	* 9.3	* 63			10.0	16.0	45	5.0	5.0	* 5.0	* 8.0	21	2.6	2.0	* 1.0	* 2.5
19	* 56			* 5.0	* 9.0	* 65			* 10.0	* 14.8	44	5.7	3.7	* 5.5	* 9.5	21	2.2	2.0	* 1.3	* 3.0
20	55	12.2	3.9	* 5.8	* 9.3	* 66			* 8.0	* 12.0	42	4.1	4.0	4.5	7.5	21	0.1	2.0	* 1.0	* 2.5
21	* 57			* 5.5	* 11.0	63	4.0	8.3	* 7.3	* 10.3	48	5.9	5.6	* 3.5	* 6.0	21	0.0	3.5	1.5	3.0
22	* 56			* 4.0	* 7.5	61			* 7.0	* 11.8	38	6.0	5.6	* 5.0	* 7.5	19	2.0	2.0	1.5	3.0
23	55	16.0	4.0	* 6.8	* 11.5	* 53			* 5.3	* 8.5	35	7.4	2.2	* 4.0	* 6.0	19	2.0	1.5	1.0	2.5

 * Fewer than 15 days data on power measurements and no computations made for D_u and D_l.

** Fewer than 7 days data on voltage and logarithmic measurements.

 F_{om} = median value of effective antenna noise in db above ktb.

 D_u = ratio of upper decile to median in db.

 D_l = ratio at median to lower decile in db.

 V_{dm} = median deviation of average voltage in db below mean power.

 L_{dm} = median deviation of average logarithm in db below mean power.

MONTH-HOUR VALUES OF RADIO NOISE

STATION ENKOPING, SWEDEN

LAT. 59.5 N

LONG. 17.3 E

OCTOBER 1964

H. R. T.	FREQUENCY (Mc)																			
	.013					.051					.160					.495				
	F _{om}	D _u	D _l	V _{dm}	L _{dm}	F _{om}	D _u	D _l	V _{dm}	L _{dm}	F _{om}	D _u	D _l	V _{dm}	L _{dm}	F _{om}	D _u	D _l	V _{dm}	L _{dm}
00	*152			*10.0	*15.5	*123			*7.5	*12.5	*100			*5.5	*10.0	*80			*5.5	*8.5
01	*151			*9.5	*15.0	*121			*10.5	*16.0	*102			*4.8	*7.8	*80			*6.0	*9.5
02	*152			*11.0	*17.5	*120			*10.8	*15.5	*102			*6.5	*10.3	*80			*5.0	*7.8
03	*150			*12.0	*18.0	*121			*11.5	*16.0	*100			*4.0	*7.5	*80			*8.0	*11.5
04	*151			*12.3	*19.0	*119			*11.3	*17.5	*102			*3.5	*6.0	*78			*7.8	*13.0
05	*150			*10.5	*17.5	*119			*14.3	*18.8	*100			*5.5	*9.0	*69			*8.5	*13.0
06	*150			*10.8	*17.5	*115					*92					*58			*6.8	*9.0
07	*148			*10.5	*15.5	*110			*10.0	*14.0	*78			*7.0	*10.5	*56			*5.5	*8.0
08	*14A			*11.8	*17.3	*107			*12.0	*16.0	*78			*8.0	*13.0	*58			*7.0	*10.0
09	*146			*12.3	*19.0	*108			*13.3	*18.8	*76			*2.0	*5.0	*56			*4.5	*6.5
10	*14A			*12.8	*19.3	*109			*12.0	*19.0	*86					*55			*5.3	*8.5
11	*146			*12.5	*18.5	*111			*12.8	*19.5	*86					*57			*5.0	*7.0
12	*14A			*11.0	*16.5	*111			*13.0	*18.0	*92					*54				
13	*148			*8.0	*12.5	*113			*11.0	*16.3	*80			*5.5	*9.5	*59			*7.0	*10.5
14	150	2.0	6.0	*8.5	*13.5	113	2.3	9.1	*10.8	*16.0	*81			*6.0	*7.0	*56				
15	14A	5.7	3.7	8.0	12.0	113	3.5	11.4	13.0	18.0	82	10.8	4.8	*5.0	*9.3	*58			*4.0	*6.5
16	148	3.5	4.0	8.0	12.5	115	4.0	13.0	*12.5	*17.8	*89			*4.5	*7.5	*66			*3.0	*5.0
17	148	3.6	4.1	8.8	13.5	117	3.7	10.0	*12.5	*17.8	*91			*5.5	*9.5	*72			*2.5	*5.0
18	149	3.1	3.0	*8.0	*13.5	117	6.3	4.4	10.5	16.0	*96			*5.0	*10.0	*76			*4.0	*6.3
19	150	3.7	2.0	8.5	13.0	120	5.2	6.7	*11.0	*16.0	*101			*6.0	*10.0	*78			*5.0	*8.0
20	150	3.9	2.0	9.3	13.8	121	5.7	6.1	10.5	15.8	103	2.9	5.2	*2.5	*5.5	*78			*5.3	*8.5
21	150	2.2	1.9	*7.8	*12.3	121	6.0	6.3	*12.0	*17.8	*102			*5.0	*9.0	*80			*5.3	*8.3
22	152	2.0	4.0	*8.8	*13.0	119	10.0	4.6	*12.0	*17.5	*102			*2.5	*6.5	*80			*5.3	*9.0
23	*152			*10.0	*16.0	*122			*12.5	*17.5	*102			*6.0	*10.8	*78			*5.5	*9.0

H. R. T.	FREQUENCY (Mc)																			
	2.5					5					10					20				
	F _{om}	D _u	D _l	V _{dm}	L _{dm}	F _{om}	D _u	D _l	V _{dm}	L _{dm}	F _{om}	D _u	D _l	V _{dm}	L _{dm}	F _{om}	D _u	D _l	V _{dm}	L _{dm}
00	57	4.3	8.6	*5.5	*9.5	53	4.9	5.3	5.0	8.0	34	7.7	4.0	4.0	5.5	19			1.5	3.0
01	58	4.9	7.2	*5.0	*9.5	58	9.4	7.8	12.0	15.5	32	5.3	2.0	3.0	5.0	19	1.1	2.0	1.5	3.0
02	*58			*5.8	*8.5	56	8.4	5.7	6.8	10.0	34	4.0	4.0	3.0	5.3	19	1.6	2.0	1.0	2.5
03	57	4.0	4.0	*5.0	*8.0	56	5.5	5.5	6.0	8.5	34	7.2	3.6	4.5	6.3	19	1.5	2.0	1.0	2.5
04	55	6.3	6.6	*5.3	*9.5	54	4.0	5.5	5.0	7.3	32	2.6	2.1	2.8	4.0	19	1.5	2.0	1.0	2.5
05	*55					*56			*7.0	*10.5	32	6.0	2.0	2.5	5.0	19	1.6	2.0	1.0	2.5
06	53	4.0	8.0	*9.5	*11.5	56	6.3	10.3	*7.0	*11.5	*41			*7.8	*10.3	19	2.0	2.0	0.8	2.5
07	*45			*6.8	*9.5	*44			*5.0	*8.8	44	2.3	8.3	*5.5	*8.5	20	3.1	3.0	*1.8	*3.5
08	*39			*6.5	*9.3	40	3.1	6.6	*6.3	*8.5	*46			*12.5	*16.0	21	4.1	2.1	*3.3	*4.8
09	*41			*3.0	*5.5	*34			*3.0	*5.0	*47			*2.5	*5.0	*23			*2.0	*3.3
10	*40					*32			*3.8	*6.3	*48			*11.3	*15.8	*25			*2.3	*4.0
11	*47			*3.3	*5.5	*32			*3.5	*5.5	*46			*14.5	*17.5	*25			*3.5	*5.3
12	*42			*4.8	*7.5	*31			*3.3	*5.0	*46			*10.0	*14.0	*23			3.5	5.0
13	*43			*3.8	*7.3	*34			*4.0	*6.0	*42					23	2.0	2.3	2.0	3.5
14	*43			*3.0	*5.8	*36			*4.0	*5.8	*42			*8.0	*11.5	23	3.3	3.6	1.0	2.5
15	*41					*42			*3.5	*6.5	*44			*3.5	*5.8	21	4.2	2.1	1.0	2.5
16	*50			*4.5	*9.5	60	2.3	4.6	*13.5	*18.0	*42			*4.5	*6.8	21	1.8	2.0	2.0	3.0
17	*53			*4.5	*7.8	*61			*13.0	*17.5	*44			*3.5	*5.5	21	2.0	2.0	1.5	3.0
18	*55			*4.0	*7.5	*64			*12.0	*16.5	*42	4.3	2.0	5.5	7.5	21	0.1	3.7	1.5	3.3
19	*59			*4.8	*8.3	*64			*8.5	*12.5	*40			*5.5	*8.0	21	0.1	2.0	1.0	2.5
20	59	5.9	5.7	*5.0	*7.5	*62			*9.3	*13.8	40	6.1	7.3	3.5	6.0	19	2.0	2.0	1.0	2.5
21	*56			*6.5	*11.0	56	10.3	4.3	*12.0	*15.0	34	8.6	2.0	*7.0	*4.3	19	2.0	2.0	1.5	2.5
22	*59			*5.3	*8.8	*55			*13.5	*18.0	34	4.2	3.9	3.0	5.5	19	2.0	2.0	1.5	2.5
23	*57			*6.3	*9.5	*54			*4.0	*7.5	32	6.0	2.0	2.5	5.0	19	2.0	2.0	1.5	2.8

* Fewer than 15 days data on power measurements and no computations made for D_u and D_l.

* Fewer than 7 days data on voltage and logarithmic measurements.

F_{om} = median value of effective antenna noise in db above ktb.

D_u = ratio of upper decile to median in db.

D_l = ratio of median to lower decile in db.

V_{dm} = median deviation of average voltage in db below mean power.

L_{dm} = median deviation of average logarithm in db below mean power.

MONTH-HOUR VALUES OF RADIO NOISE

STATION ENKÖPING, SWEDEN

LAT. 59.5 N

LONG. 17.3 E

NOVEMBER 1964

H. R. L. S. T.	FREQUENCY (Mc)																			
	.017					.051					.160					.495				
	F _{om}	D _u	D _l	V _{dm}	L _{dm}	F _{om}	D _u	D _l	V _{dm}	L _{dm}	F _{om}	D _u	D _l	V _{dm}	L _{dm}	F _{om}	D _u	D _l	V _{dm}	L _{dm}
00	152	4.0	2.0	10.0	15.5	121	6.5	6.0	* 9.5	* 14.8	102	4.0	4.1	* 4.8	* 8.0	* 99				
01	152	2.0	3.7	10.0	16.0	120	6.9	4.9	10.5	15.0	105	3.2	5.3	* 4.0	* 7.5	* 97				
02	152	2.1	3.7	10.0	15.5	119	7.9	3.7	* 8.3	* 12.8	102	4.3	2.0	* 6.0	* 10.0	* 97				
03	152	2.1	3.7	11.5	16.8	119	6.1	3.7	10.0	15.0	104	6.0	10.0	* 7.3	* 12.0	* 93			* 1.3	* 1.3
																			* 1.0	* 1.0
04	152	2.0	2.1	11.0	17.0	119	6.1	5.7	9.0	14.0	100	6.0	4.0	* 6.0	* 10.0	* 93				
05	154	0.0	4.1	11.3	18.0	119	6.1	5.7	10.0	16.0	102	4.0	6.0	* 2.5	* 5.5	* 81	6.3	19.1		
06	152	2.1	2.0	12.8	19.3	117	2.0	2.4	9.3	15.0	103	4.6	4.8	* 5.5	* 10.0	* 93	12.0	20.0	* 1.0	* 1.0
07	152	2.0	2.1	12.8	19.3	115	4.0	2.1	9.5	16.5	* 94					* 75				
08	150	2.0	2.0	12.0	18.5	111	4.2	4.2	* 11.5	* 17.0	94	6.0	3.9	* 3.0	* 7.3	75	7.1	19.1	* 1.8	* 1.8
09	146	4.2	2.0	12.3	19.3	107	7.1	9.1	13.5	18.0	* 96					* 67			* 1.0	* 1.0
10	146	3.3	4.0	11.5	18.5	103	11.1	6.0	* 13.3	* 19.0	92	8.1	6.2	* 3.0	* 8.0	69	16.3	13.1	* 1.0	* 1.3
11	146	4.7	2.7	11.8	18.0	103	13.5	6.0	* 12.5	* 20.0	94	6.8	3.7	* 5.0	* 8.8	* 67			* 2.0	* 2.0
12	146	4.0	2.0	11.0	16.8	105	8.3	10.8	* 13.5	* 18.5	* 94			* 7.0	* 10.5	68	13.1	11.8	* 2.0	* 3.5
13	146	4.9	4.0	* 8.3	* 12.8	103	12.0	8.4	* 12.8	* 18.0	* 90			* 5.5	* 9.5	68	17.1	13.5	* 3.5	* 4.5
14	146	6.0	2.0	7.5	12.3	105	9.5	10.4	* 12.0	* 18.8	* 93					83	9.3	21.3	* 3.5	* 3.5
15	147	3.1	4.6	8.0	13.0	107	10.0	8.5	* 11.5	* 16.5	91	7.9	5.0	* 5.0	* 8.8	89	5.1	17.4	* 2.0	* 2.3
16	148	2.0	5.5	9.0	13.8	109	8.7	6.7	* 11.0	* 17.0	94	7.3	4.0	* 5.3	* 8.3	* 91			* 2.8	* 4.8
17	148	4.0	2.0	9.0	14.0	111	10.0	6.2	8.3	14.3	96	4.7	4.7	* 5.5	* 9.5	95	4.0	22.3		
18	150	4.0	4.0	8.8	13.5	113	11.6	5.7	9.0	14.0	101	9.6	5.7	* 5.3	* 8.5	* 97			* 3.5	* 4.3
19	150	4.0	4.0	8.8	13.3	115	10.4	4.2	8.0	12.5	100	6.0	4.0	* 6.5	* 10.5	* 93			* 1.8	* 2.0
20	150	4.1	2.0	9.5	15.0	118	9.5	7.0	10.0	15.0	100	8.0	6.0	* 4.3	* 8.3	* 95				
21	150	5.6	2.0	9.8	14.8	119	8.3	6.3	10.0	15.5	104	4.2	7.6	* 5.0	* 8.5	* 100			* 1.8	* 1.8
22	152	4.0	4.0	9.5	14.5	119	7.9	6.0	10.0	15.5	106	4.3	12.0			* 97			* 0.5	* 1.0
23	152	4.0	2.0	9.5	14.5	119	7.7	5.7	9.5	15.0	* 102			* 6.5	* 10.0	* 97			* 6.0	* 8.0

H. R. L. S. T.	FREQUENCY (Mc)																			
	2.5					5					10					20				
	F _{om}	D _u	D _l	V _{dm}	L _{dm}	F _{om}	D _u	D _l	V _{dm}	L _{dm}	F _{om}	D _u	D _l	V _{dm}	L _{dm}	F _{om}	D _u	D _l	V _{dm}	L _{dm}
00	56	3.0	3.9	* 4.0	* 7.5	53	4.0	4.0	3.5	6.0	34	8.0	4.0	2.8	5.0	19	2.0	2.0	1.0	2.5
01	57	2.0	4.7	5.0	8.8	55	8.1	4.1	5.0	8.0	34	9.6	4.0	3.3	5.0	19	2.0	2.0	1.5	3.0
02	55	6.0	2.0	* 5.0	* 7.0	55	7.9	4.1	6.0	8.5	34	6.0	4.0	3.5	5.5	19	1.6	2.0	1.0	2.5
03	55	4.1	5.6	* 5.0	* 8.0	53	3.4	4.7	5.5	8.5	32	6.3	2.0	4.0	6.0	19	2.0	2.0	1.5	3.0
04	55	5.9	5.9	6.0	9.0	53	5.9	7.9	7.5	10.5	30	10.0	0.0	2.5	4.0	19	2.0	2.0	1.5	3.0
05	55	5.1	6.0	7.5	11.0	52	11.0	9.0	* 4.8	* 8.3	32	6.5	2.0	1.3	2.8	19	5.0	2.0	1.5	3.0
06	55	5.3	4.0	5.0	9.0	60	3.0	12.3	6.5	10.0	34	7.6	4.0	3.0	5.0	21	0.0	4.0	1.5	2.8
07	51	4.0	2.0	* 3.5	* 6.0	51	4.2	2.1	* 5.5	* 8.3	46	4.0	10.0	* 8.0	* 11.0	21	4.0	4.0	1.5	3.5
08	47	6.1	6.1	* 6.3	* 8.5	47	4.0	5.5	* 4.0	* 6.5	46	4.0	6.0	* 13.0	* 16.8	21	4.0	2.0	1.5	3.5
09	39	11.6	3.8	* 4.5	* 7.5	41	16.3	4.0	* 7.5	* 8.8	46	4.3	6.0	* 5.0	* 7.8	21	4.0	3.5	2.5	4.3
10	* 40			* 7.0	* 10.0	35	4.0	4.0	* 6.5	* 8.0	45	3.0	7.0	* 10.3	* 13.0	21	4.0	2.0	3.0	4.8
11	* 39			* 7.8	* 12.3	33	8.0	2.0	* 3.5	* 5.5	44	4.0	6.3	* 14.0	* 17.0	21	3.6	2.0	4.5	6.0
12	* 40			* 4.3	* 4.3	33	22.2	4.0	* 4.5	* 6.3	* 44			* 6.0	* 9.0	21	3.7	2.1	2.0	4.0
13	* 39			* 4.5	* 7.5	38	15.9	5.2	* 2.5	* 4.5	* 42			* 6.5	* 9.0	21	4.0	2.3	2.3	4.0
14	41	10.8	6.2	* 5.0	* 7.5	40	8.4	5.0	* 2.0	* 4.0	* 42			* 6.8	* 8.5	21	3.7	2.0	2.8	4.8
15	* 43			* 5.0	* 8.0	46	25.0	4.3	* 4.0	* 6.3	40	4.0	3.3	* 5.0	* 7.0	21	2.2	2.0	1.5	3.0
16	* 49			* 5.0	* 9.0	59	5.3	9.8	* 13.5	* 18.0	40	4.2	5.7	* 8.8	* 11.3	21	0.0	4.0	1.5	3.0
17	51	7.1	6.3	* 3.3	* 6.3	40	10.3	10.3	* 13.5	* 16.8	38	4.0	5.7	3.3	5.3	21	0.1	4.0	1.5	3.0
18	52	9.7	3.0	* 7.0	* 9.0	55	8.3	7.9	* 4.8	* 7.8	36	4.0	4.7	4.8	7.0	21	0.0	4.0	1.5	3.0
19	55	5.5	6.0	5.5	9.0	51	11.4	4.0	5.5	8.3	32	4.4	2.0	2.5	4.3	19	3.6	2.0	2.0	3.5
20	55	6.4	6.2	* 4.5	* 8.3	53	9.6	6.0	4.5	7.5	32	3.5	2.0	2.5	4.5	19	2.0	2.0	2.0	3.5
21	53	8.0	6.0	* 4.0	* 7.3	53	10.0	4.0	5.0	8.0	32	4.1	2.0	3.0	5.0	19	2.0	2.0	1.8	3.0
22	57	4.3	6.4	* 6.5	* 8.8	55	6.0	6.7	4.5	7.8	34	5.5	4.0	3.5	6.0	19	2.0	2.0	2.0	3.5
23	55	5.9	3.9	* 6.0	* 9.3	53	7.9	4.1	* 4.3	* 7.8	33	5.1	3.0	2.5	4.8	19	4.6	2.0	1.5	3.0

 * Fewer than 15 days data on power measurements and no computations made for D_u and D_l.

* Fewer than 7 days data on voltage and logarithmic measurements.

 F_{om} = median value of effective antenna noise in db above ktb.

 D_u = ratio of upper decile to median in db.

 D_l = ratio of median to lower decile in db.

 V_{dm} = median deviation of average voltage in db below mean power.

 L_{dm} = median deviation of average logarithm in db below mean power.

MONTH-HOUR VALUES OF RADIO NOISE

STATION FRONT ROYAL, VA.

LAT. 38.8 N

LONG. 78.2 W

SEPTEMBER 1964

Hr Mo	FREQUENCY (Mc)																			
											.135					.5				
	F _{am}	D _u	D _l	V _{dm}	L _{dm}	F _{am}	D _u	D _l	V _{dm}	L _{dm}	F _{am}	D _u	D _l	V _{dm}	L _{dm}	F _{am}	D _u	D _l	V _{dm}	L _{dm}
00											112	4.6	4.5			95	4.9	5.8		
01											112	6.4	4.5			94	5.6	6.3		
02											112	5.3	5.1			93	6.1	4.8		
03											111	6.5	4.4			92	7.1	4.0		
04											113	5.4	4.1			91	7.9	5.8		
05											110	4.7	5.4			85	6.5	5.0		
06											96	5.8	2.5			61	3.0	4.0		
07											94	5.2	4.0			59	4.3	3.5		
08											94	5.3	3.1			57	4.8	2.8		
09											93	9.0	2.0			58	4.8	3.0		
10											93	9.0	2.0			58	5.0	2.0		
11											94	7.4	3.5			59	5.1	2.8		
12											94	5.5	3.0			62	4.9	2.8		
13											94	7.4	2.5			63	8.1	3.8		
14											95	8.6	4.4			63	7.9	3.0		
15											95	9.5	4.5			63	6.0	4.0		
16											94	13.8	4.0			64	9.2	4.7		
17											96	9.8	4.9			64	5.0	4.0		
18											102	8.7	7.0			67	18.9	2.3		
19											108	3.2	4.9			86	5.8	4.8		
20											110	4.6	5.4			90	4.4	3.5		
21											113	4.2	5.7			92	3.6	3.5		
22											113	4.9	5.1			94	3.6	5.8		
23											112	6.0	5.1			93	5.9	3.8		

Hr Mo	FREQUENCY (Mc)																			
	2.5					5					10					20				
	F _{am}	D _u	D _l	V _{dm}	L _{dm}	F _{am}	D _u	D _l	V _{dm}	L _{dm}	F _{am}	D _u	D _l	V _{dm}	L _{dm}	F _{am}	D _u	D _l	V _{dm}	L _{dm}
00	74	5.0	6.8			64	4.6	4.3			42	2.0	2.0			24	1.9	1.0		
01	74	6.8	6.0			63	4.5	3.5			42	2.6	3.0			23	1.6	1.5		
02	74	6.8	5.8			63	4.5	3.5			41	3.0	1.0			23	1.9	1.0		
03	73	5.6	6.3			63	5.0	3.6			41	2.0	2.0			23	1.9	1.0		
04	73	5.6	5.0			65	5.6	3.0			41	3.0	2.0			23	1.8	1.0		
05	69	4.5	5.3			64	5.3	2.6			41	4.0	2.0			23	1.8	1.0		
06	52	5.4	3.5			59	3.6	4.6			43	2.6	3.0			23	1.8	1.0		
07	47	3.2	3.8			50	4.6	3.6			44	2.6	3.6			23	1.8	1.0		
08	41	2.0	2.0			39	3.5	2.5			41	3.6	3.6			23	1.8	1.0		
09	39	3.0	2.8			37	3.7	3.0			39	4.0	2.0			23	2.1	1.0		
10	39	3.0	2.8			35	5.0	4.0			38	4.7	2.0			23	1.9	1.1		
11	39	3.0	2.1			34	4.0	3.0			38	4.0	2.0			23	1.9	1.1		
12	39	3.0	2.0			37	3.0	3.7			39	4.0	2.0			25	2.0	1.0		
13	40	2.0	2.8			37	5.7	2.7			40	3.5	1.7			25	2.9	1.0		
14	40	2.3	2.5			40	3.0	3.7			42	3.7	2.0			26	2.9	1.0		
15	40	3.0	2.0			42	4.0	3.0			44	4.3	2.0			27	1.9	1.9		
16	46	5.0	3.0			45	6.2	3.6			46	3.6	2.0			27	2.0	1.0		
17	50	5.7	3.7			53	3.6	4.0			48	2.5	2.5			27	2.1	1.0		
18	60	9.6	4.3			59	4.3	2.6			49	3.6	3.6			27	2.0	1.0		
19	69	7.4	3.8			63	3.6	4.0			49	7.0	5.0			26	3.0	0.0		
20	70	5.2	4.3			64	7.0	3.6			48	7.0	2.6			24	2.1	0.1		
21	70	5.5	3.6			64	5.5	5.1			44	7.0	3.6			24	2.0	1.0		
22	71	4.5	4.3			64	6.0	6.0			41	6.1	1.5			24	2.0	1.0		
23	72	3.5	4.5			63	5.5	4.1			42	3.0	2.0			24	2.0	1.0		

* Fewer than 15 days data on power measurements and no computations made for D_u and D_l.

* Fewer than 7 days data on voltage and logarithmic measurements.

F_{am} = median value of effective antenna noise in db above ktb.

D_u = ratio of upper decile to median in db.

D_l = ratio of median to lower decile in db.

V_{dm} = median deviation of average voltage in db below mean power.

L_{dm} = median deviation of average logarithm in db below mean power.

MONTH-HOUR VALUES OF RADIO NOISE

STATION FRONT ROYAL, VA.

LAT. 38.8 N

LONG. 78.2 W

OCTOBER 1964

H.R. L.S.T.	FREQUENCY (Mc)																			
											.135					.5				
	F _{om}	D _u	D _ℓ	V _{dm}	L _{dm}	F _{om}	D _u	D _ℓ	V _{dm}	L _{dm}	F _{om}	D _u	D _ℓ	V _{dm}	L _{dm}	F _{om}	D _u	D _ℓ	V _{dm}	L _{dm}
00											108	5.8	2.8			92	3.6	2.6		
01											109	4.8	4.1			93	4.0	4.0		
02											110	4.0	4.6			92	3.1	3.1		
03											108	5.1	3.1			90	5.5	3.1		
04																				
05											107	6.0	2.6			91	6.1	3.1		
06											104	7.6	4.6			83	12.3	4.6		
07											95	10.6	2.0			65	14.8	3.1		
											93	9.2	3.0			63	16.1	3.5		
08																				
09											93	13.6	3.0			57	16.1	3.0		
10											92	8.0	3.0			60	3.7	4.7		
11											92	4.0	2.7			60	4.0	4.7		
											91	3.1	1.5			60	6.9	4.6		
12																				
13											92	3.0	2.0			62	8.2	4.6		
14											93	8.2	3.0			62	10.0	5.0		
15											93	9.9	3.5			62	11.0	4.0		
											93	10.6	2.6			62	9.7	4.5		
16																				
17											92	7.6	3.0			63	4.6	4.3		
18											95	8.3	3.0			69	12.4	6.1		
19											103	4.0	4.0			86	5.6	6.6		
											106	6.3	3.0			89	4.6	5.0		
20																				
21											107	5.1	2.5			92	4.0	5.6		
22											107	6.1	3.1			92	4.0	4.3		
23											107	6.1	3.1			92	3.6	4.6		
											109	5.9	4.3			92	4.0	4.6		

H.R. L.S.T.	FREQUENCY (Mc)																			
	2.5					5					10					20				
	F _{om}	D _u	D _ℓ	V _{dm}	L _{dm}	F _{om}	D _u	D _ℓ	V _{dm}	L _{dm}	F _{om}	D _u	D _ℓ	V _{dm}	L _{dm}	F _{om}	D _u	D _ℓ	V _{dm}	L _{dm}
00	61	6.5	3.1			59	3.0	5.8			40	2.6	3.0			23	1.0	1.0		
01	61	6.6	4.0			58	3.5	5.5			39	3.6	2.0			23	1.0	1.0		
02	60	7.3	3.6			58	4.0	4.7			38	6.1	1.5			23	0.6	1.0		
03	61	6.6	5.6			57	4.7	3.0			39	3.0	2.0			23	0.0	1.0		
04																				
05	59	7.6	5.0			57	4.6	3.9			39	5.3	1.0			23	0.0	1.0		
06	58	5.0	5.6			57	4.1	3.6			39	3.3	2.0			23	0.0	1.0		
07	50	6.0	4.0			53	8.6	2.9			40	6.6	2.0			23	0.6	1.0		
	44	4.1	2.5			45	7.9	2.1			41	10.7	2.0			23	1.0	0.6		
08																				
09	41	7.0	5.3			39	3.1	3.7			39	3.6	1.0			27	1.0	1.0		
10	40	4.5	5.0			37	4.9	2.1			38	2.7	1.7			27	0.7	1.0		
11	39	3.0	4.0			35	2.0	2.0			37	2.7	1.0			27	0.7	1.0		
	38	2.5	4.1			33	2.3	1.5			38	1.0	2.0			27	1.0	1.0		
12																				
13	37	4.0	3.6			35	3.7	1.0			39	1.6	2.0			27	2.0	1.0		
14	38	3.0	5.0			37	3.7	3.0			40	2.0	2.0			28	1.6	1.0		
15	39	3.0	5.6			39	4.0	2.0			41	1.5	1.5			28	1.6	0.0		
	38	4.1	4.1			41	3.7	2.7			43	2.6	1.6			28	1.6	0.6		
16																				
17	45	3.8	2.5			46	4.0	3.7			43	3.6	2.0			27	1.6	0.6		
18	52	4.3	4.6			54	3.7	7.0			44	4.9	2.0			27	1.0	1.0		
19	59	3.6	4.0			56	4.0	5.0			44	2.6	3.0			26	1.0	0.0		
	62	6.1	6.5			56	5.0	5.0			42	2.0	3.0			26	1.0	0.0		
20																				
21	62	4.0	4.0			56	5.0	4.5			40	4.8	2.5			24	1.0	0.0		
22	62	4.6	4.3			57	4.0	4.7			40	2.6	2.0			24	1.0	1.0		
23	61	5.8	4.5			57	4.0	4.7			40	2.0	2.0			24	1.0	1.0		
	62	5.9	4.6			58	3.7	5.0			39	3.0	1.6			23	1.0	0.6		

 * Fewer than 15 days data on power measurements and no computations made for D_u and D_ℓ.

* Fewer than 7 days data on voltage and logarithmic measurements.

 F_{om} = median value of effective antenna noise in db above ktb.

 D_u = ratio of upper decile to median in db.

 D_ℓ = ratio of median to lower decile in db.

 V_{dm} = median deviation of average voltage in db below mean power.

 L_{dm} = median deviation of average logarithm in db below mean power.

MONTH-HOUR VALUES OF RADIO NOISE

STATION FRONT ROYAL, VA.

LAT. 38.8 N

LONG. 78.2 W

NOVEMBER 1964

M. R. L. T.	FREQUENCY (Mc)																			
											.135					.5				
	F _{om}	D _u	D _l	V _{dm}	L _{dm}	F _{om}	D _u	D _l	V _{dm}	L _{dm}	F _{om}	D _u	D _l	V _{dm}	L _{dm}	F _{om}	D _u	D _l	V _{dm}	L _{dm}
00											110	7.3	6.0			90	9.0	6.3		
01											110	7.6	6.0			91	8.3	8.0		
02											109	6.5	4.5			90	7.6	6.6		
03											109	7.6	6.3			89	6.5	8.8		
04											109	7.3	6.6			87	6.6	9.6		
05											106	8.6	6.6			83	9.3	9.0		
06											102	8.8	4.8			72	15.2	6.0		
07											94	8.9	3.0			60	9.2	2.6		
08											92	11.0	1.6			60	5.3	3.0		
09											93	11.3	2.6			60	4.6	3.0		
10											93	10.1	3.5			61	6.3	3.6		
11											94	9.3	4.0			61	7.3	3.0		
12											92	13.6	3.0			60	5.6	3.0		
13											93	11.0	4.0			60	8.3	3.0		
14											93	11.9	3.6			60	6.1	2.5		
15											92	11.1	2.5			60	8.0	2.0		
16											92	10.1	3.5			64	11.1	4.8		
17											97	11.5	5.5			75	12.1	11.1		
18											103	9.9	4.0			84	10.0	10.0		
19											106	9.6	4.6			87	11.3	10.5		
20											108	7.9	7.0			89	10.6	8.0		
21											109	6.1	7.5			90	9.6	7.6		
22											110	6.0	7.0			90	10.9	6.6		
23											110	6.6	7.0			90	9.6	6.6		

M. R. L. T.	FREQUENCY (Mc)																			
	2.5					5					10					20				
	F _{om}	D _u	D _l	V _{dm}	L _{dm}	F _{om}	D _u	D _l	V _{dm}	L _{dm}	F _{om}	D _u	D _l	V _{dm}	L _{dm}	F _{om}	D _u	D _l	V _{dm}	L _{dm}
00	60	9.3	3.3			58	6.6	2.0			31	4.0	2.0			31				
01	61	6.0	4.6			59	5.0	4.0			32	4.6	3.0			30	1.0	0.0		
02	62	5.0	6.0			59	6.1	3.5			31	5.0	2.0			30	1.0	0.0		
03	62	6.9	6.0			59	5.5	3.5			31	4.9	2.0			30	1.0	0.0		
04	61	8.6	5.0			56	7.8	3.5			27	5.9	2.0			30	0.5	0.5		
05	60	9.6	5.0			56	7.3	4.6			27	3.7	2.0			31				
06	59	9.0	7.6			54	7.6	4.0			28	6.0	2.0			31	1.0	0.0		
07	52	10.8	8.1			48	7.1	2.5			33	3.9	5.9			31	1.7	0.0		
08	43	8.7	4.5			44	5.6	3.0			30	5.8	2.0			35	1.7	0.7		
09	41	5.3	4.0			41	5.3	2.6			28	7.5	2.0			35	2.7	0.7		
10	40	6.0	5.0			39	4.0	2.0			28	4.9	3.0			35	2.0	0.0		
11	39	6.2	5.0			38	4.6	3.0			27	3.6	1.0			36	1.7	1.0		
12	37	4.0	4.0			37	6.6	2.0			32	3.6	1.0			35	3.6	1.0		
13	38	4.0	4.0			37	6.6	1.6			33	4.3	2.0			35	3.0	1.0		
14	39	4.7	5.5			39	5.5	2.5			34	4.0	2.0			35	2.3	1.0		
15	40	9.0	3.0			44	5.6	5.0			35	5.1	2.1			35	1.6	1.0		
16	46	9.7	4.1			49	7.3	4.3			35	5.0	1.0			33	1.0	1.0		
17	52	13.0	3.6			55	7.3	4.0			35	4.6	2.0			32	1.0	0.0		
18	58	7.0	5.6			57	4.6	4.6			32	5.3	1.0			32	1.0	0.6		
19	59	8.3	5.0			57	5.6	4.3			32	4.6	2.0			32	1.0	0.6		
20	61	7.3	5.6			59	5.0	3.0			31	3.6	2.0			32				
21	61	9.3	4.6			58	6.0	2.0			31	2.0	2.0			31	1.0	0.0		
22	62	9.6	7.0			57	6.8	1.5			32	2.3	3.0			31	0.6	0.6		
23	60	11.9	4.6			57	7.4	2.1			32	3.6	2.6			31				

* Fewer than 15 days data on power measurements and no computations made for D_u and D_l.

* Fewer than 7 days data on voltage and logarithmic measurements

F_{om} = median value of effective antenna noise in db above ktb.

D_u = ratio of upper decile to median in db.

D_l = ratio of median to lower decile in db.

V_{dm} = median deviation of average voltage in db below mean power.

L_{dm} = median deviation of average logarithm in db below mean power.

MONTH-HOUR VALUES OF RADIO NOISE

STATION KEKAHA, HAWAII

LAT. 22.0 N

LONG. 159.7 W

SEPTEMBER 1964

M. R. H.	FREQUENCY (Mc)																			
	.013					.051					.160					.495				
	F _{am}	D _u	D _l	V _{dm}	L _{dm}	F _{am}	D _u	D _l	V _{dm}	L _{dm}	F _{am}	D _u	D _l	V _{dm}	L _{dm}	F _{am}	D _u	D _l	V _{dm}	L _{dm}
00	*149			*12.0	*18.8	*126			*11.5	*17.5	*108			*10.0	*17.5	*90			*12.0	*18.8
01	*151			*11.5	*18.0	*130			*11.5	*18.3	*108			*10.8	*17.8	*88			*12.0	*20.0
02	*151			*12.3	*18.8	*130			*12.3	*17.8	*110			*10.0	*17.3	*92			*12.0	*22.5
03	*151			*12.5	*19.8	*130			*13.8	*20.8	*106			*11.0	*18.8	*88			*13.5	*23.5
04	*153			*13.5	*20.5	*132			*14.0	*21.3	*106			*11.0	*20.5	*80			*11.3	*18.8
05	*151			*14.5	*21.3	*130			*12.0	*20.0	*106			*10.5	*17.8	*82			*13.8	*23.0
06	*151			13.5	20.5	*128			*12.0	*19.0	*98			*13.0	*21.5	*68			*7.5	*12.0
07	*151			*13.0	*19.0	*120			*11.8	*18.8	*76			*11.0	*20.0	*56			*12.3	*17.8
08	*149			*12.5	*18.0	*114			*13.8	*19.5	*74			*15.0	*22.5	*58			*7.0	*10.3
09	*147			12.0	18.5	*112			*15.5	*22.5	*88			*14.0	*27.0	*58			*7.3	*12.5
10	*147			*11.3	*16.8	*112			14.0	17.5	*86			*15.5	*24.5	*64			*9.5	*13.0
11	*149			*11.8	*17.8	*112			*15.0	*19.5	*80			*10.5	*16.0	*58			*6.8	*10.8
12	*149			*13.3	*19.5	*112			*16.5	*25.0	*84			*16.5	*25.8	*60			*10.5	*13.5
13	*149			*13.3	*19.3	*114			*12.0	*16.0	*78			*14.0	*21.5	*58			*7.0	*10.0
14	*148			*13.5	*20.0	*106			*14.8	*21.0	*68					*56			*8.5	*13.0
15	*147			*14.5	*21.3	*112			*18.5	*26.0	*84			*16.3	*27.0	*70			*11.5	*14.5
16	*147			*14.5	*21.0	*116			*14.3	*19.5	*80			*8.8	*12.8	*60			*5.5	*8.3
17	*148			13.0	21.5	*108			*8.0	*11.5	*74			*15.5	*23.8	*58			*5.0	*7.3
18	*147			*9.5	*16.0	*110			*7.0	*10.0	*85			*4.5	*9.8	*67			*8.5	*11.0
19	*147			*12.0	*19.0	*119			8.5	12.5	*93			*10.0	*16.5	*79			*12.5	*19.5
20	*149			12.5	18.5	*121			*11.5	*17.5	*103			*14.8	*24.3	*84			*13.5	*22.5
21	*150			*12.0	*19.5	*125			*14.0	*19.5	*107			*11.5	*18.5	*83			*8.5	*13.5
22	*150			11.0	18.0	*125			12.0	18.0	*108			*11.5	*19.0	*87			*13.5	*23.0
23	*151			13.0	19.5	*127			*12.8	*19.3	*110			*11.8	*22.3	*91			*12.0	*21.5

M. R. H.	FREQUENCY (Mc)																			
	2.5					5					10					20				
	F _{am}	D _u	D _l	V _{dm}	L _{dm}	F _{am}	D _u	D _l	V _{dm}	L _{dm}	F _{am}	D _u	D _l	V _{dm}	L _{dm}	F _{am}	D _u	D _l	V _{dm}	L _{dm}
00	*57					*50					*33					*24				
01	*60					*54					*33					*23				
02	*58					*52					*33					*23				
03	*59					*51					*31					*23				
04	*55					*46					*27					*22				
05	*52					*45					*27					*23				
06	*52					*43					*27					*24				
07	*42					*40					*31					*23				
08	*36					*30					*28					*22				
09	*36					*27					*27					*24				
10	*36					*27					*27					*23				
11	*36					*28					*26					*24				
12	*36					*26					*26					*26				
13	*36					*27					*27					*25				
14	*36					*24					*27					*23				
15	*36					*27					*28					*25				
16	*36					*34					*33					*24				
17	*37					*36					*35					*25				
18	*44					*44					*35					*25				
19	*48					*45					*33					*25				
20	*55					*48					*33					*24				
21	*53					*49					*33					*26				
22	*57					*49					*34					*24				
23	*57					*48					*36					*24				

 * Fewer than 15 days data on power measurements and no computations made for D_u and D_l.

* Fewer than 7 days data on voltage and logarithmic measurements.

 F_{am} = median value of effective antenna noise in db above ktb.

 D_u = ratio of upper decile to median in db.

 D_l = ratio at median to lower decile in db.

 V_{dm} = median deviation of average voltage in db below mean power.

 L_{dm} = median deviation of average logarithm in db below mean power.

MONTH-HOUR VALUES OF RADIO NOISE

STATION KEKAHA, HAWAII

LAT. 22.0 N

LONG. 159.7 W

OCTOBER 1964

H.R. L.S.T.	FREQUENCY (Mc)																			
	.013					.051					.160					.495				
	F _{om}	D _u	D _l	V _{dm}	L _{dm}	F _{om}	D _u	D _l	V _{dm}	L _{dm}	F _{om}	D _u	D _l	V _{dm}	L _{dm}	F _{om}	D _u	D _l	V _{dm}	L _{dm}
00	151	6.0	2.0	11.5	18.0	130	4.0	4.0	10.5	16.5	109	6.0	4.0	10.0	18.5	86	8.9	6.6	12.0	17.5
01	151	4.9	2.0	11.3	18.3	130	4.0	4.0	11.0	17.5	111	4.9	6.0	10.5	16.0	85	12.5	5.9	11.3	20.5
02	152	3.9	3.0	12.0	18.5	131	5.9	3.9	11.5	18.0	111	5.8	6.9	10.5	17.5	86	11.8	6.9	11.5	17.5
03	151	5.8	2.0	11.3	17.5	131	5.9	3.0	11.0	17.5	111	5.8	8.9	10.0	17.5	86	11.8	9.8	9.0	18.0
04	153	2.0	4.0	12.5	19.0	132	4.9	6.0	12.0	19.8	110	6.8	9.0	11.0	20.5	84	11.5	8.0	8.8	15.0
05	153	2.9	4.0	11.5	19.0	130	6.0	2.9	12.0	20.0	108	8.8	9.0	10.8	19.3	82	13.8	11.5	10.3	19.3
06	153	4.0	2.7	12.0	18.5	130	4.0	4.7	12.0	19.0	101	9.4	8.7	11.0	19.8	68	20.7	9.4	8.3	12.3
07	151	2.7	2.0	11.8	18.5	122	4.7	4.7	11.0	16.5	83	23.4	10.0	9.5	15.0	56	28.7	4.7	7.0	10.0
08	149	2.0	2.0	12.0	18.0	114	10.0	6.0	12.8	18.3	73	29.4	6.0	13.5	21.5	56	28.8	4.9	5.0	8.0
09	149	4.9	2.0	10.8	17.3	108	18.2	4.0	9.3	13.0	73	33.9	6.0	7.5	15.5	54	34.8	4.0	5.8	8.3
10	149	4.7	2.0	12.0	18.5	107	16.3	3.0	9.5	13.0	71	19.3	4.0	8.0	16.5	56	13.4	5.1	5.0	7.5
11	149	6.0	3.1	11.8	18.3	110	15.4	8.2	14.3	20.3	71	28.8	3.1	16.0	22.5	54	26.5	2.0	5.5	8.3
12	149	5.8	2.0	13.3	20.0	110	10.7	5.4	15.3	21.0	73	20.5	6.0	16.0	27.0	54	17.7	2.0	5.0	8.0
13	149	4.7	4.0	14.0	21.0	110	14.6	5.3	12.5	19.3	71	29.4	3.3	8.5	13.0	54	4.0	2.0	5.5	9.0
14	148	4.3	3.0	14.8	22.3	110	9.1	6.0	14.0	21.0	71	13.1	4.0	18.0	27.0	54	7.2	2.0	5.3	7.5
15	149	3.1	4.0	14.5	22.5	110	7.8	6.9	13.5	19.5	71	12.0	5.1	15.0	21.5	56	9.4	4.7	4.0	6.5
16	147	4.0	4.0	14.5	22.8	108	6.0	7.1	13.0	19.5	70	15.9	5.0	8.8	14.8	54	16.1	0.0	5.0	9.0
17	149	2.0	4.0	14.0	21.5	106	8.7	2.7	14.0	18.0	77	12.7	6.0	13.5	18.5	56	10.7	2.7	5.5	9.5
18	147	4.0	2.0	12.0	20.0	110	7.4	4.0	8.3	12.0	87	10.7	6.0	9.8	15.8	68	9.4	6.0	8.0	11.0
19	149	2.0	4.0	11.5	19.0	116	7.8	6.9	13.0	17.5	95	9.5	4.0	13.5	20.0	78	10.6	6.9	8.3	13.0
20	151	2.0	4.0	11.0	18.0	119	6.8	3.0	13.0	17.5	99	8.9	4.0	10.0	18.5	80	8.9	6.0	10.0	16.5
21	151	4.0	2.9	11.0	18.0	122	6.0	6.0	12.3	17.0	103	7.1	7.1	12.5	21.5	82	9.1	7.1	9.3	15.5
22	151	4.0	2.0	10.5	17.5	126	3.1	6.2	11.0	17.0	105	6.0	7.1	11.8	20.0	82	8.2	5.1	9.5	16.0
23	151	4.0	2.0	11.3	18.3	128	4.0	4.0	11.0	17.5	107	6.2	4.2	10.5	18.0	84	10.0	4.0	10.0	19.0

H.R. L.S.T.	FREQUENCY (Mc)																			
	2.5					5					10					20				
	F _{om}	D _u	D _l	V _{dm}	L _{dm}	F _{om}	D _u	D _l	V _{dm}	L _{dm}	F _{om}	D _u	D _l	V _{dm}	L _{dm}	F _{om}	D _u	D _l	V _{dm}	L _{dm}
00	57	11.5	2.9	5.5	8.5	51	7.0	3.9	4.0	7.8	36	5.0	5.0	3.8	6.5	23	0.0	0.9	2.0	3.5
01	57	9.8	4.0	5.3	9.5	53	6.8	7.9	3.5	6.5	37	4.9	4.0	2.5	4.8	23	0.0	2.0	2.0	3.8
02	57	11.8	2.9	5.3	9.5	52	4.9	6.0	4.3	8.0	35	4.0	4.0	3.3	5.3	21	2.0	0.0	2.0	3.5
03	59	8.6	4.9	6.0	10.5	52	2.0	6.9	5.3	9.3	31	3.8	2.0	3.0	4.5	21	2.0	0.0	1.8	3.3
04	59	8.6	6.0	6.0	11.0	52	4.0	8.9	6.0	11.5	29	3.8	2.0	2.5	4.0	21	2.0	0.0	1.0	2.5
05	59	6.9	6.9	6.5	10.5	47	5.0	3.9	5.0	8.5	29	2.0	2.0	3.0	4.5	21	2.0	0.0	1.3	3.0
06	57	10.0	6.0	5.5	9.8	46	2.9	4.9	4.5	8.8	30	3.0	1.9	2.8	5.0	22	1.0	1.0	2.0	4.0
07	47	11.8	4.0	4.5	6.5	41	9.0	5.0	4.8	8.0	33	2.9	4.9	4.0	6.3	22	1.0	1.0	3.0	5.0
08	41	7.8	8.0	3.0	4.8	30	14.9	3.8	4.8	7.5	31	4.9	6.9	3.5	5.5	23	0.0	2.0	2.8	4.5
09	37	16.8	8.0	2.0	4.5	24	20.6	4.0	4.0	7.0	25	9.4	5.1	4.5	7.0	22	1.0	1.0	1.5	3.5
10	32	19.6	5.0	3.0	4.8	20	17.7	4.0	2.5	5.0	21	7.5	3.5	3.8	6.5	21	3.3	1.3	2.0	4.0
11	31	18.8	4.0	3.0	4.8	18	16.5	1.1	2.5	4.5	21	11.6	4.0	3.0	5.5	21	2.0	2.0	2.0	4.0
12	29	17.9	2.0	1.5	3.5	20	12.8	4.0	3.5	5.5	19	7.1	3.1	4.0	6.0	21	2.0	1.1	2.5	4.5
13	29	14.8	2.0	2.3	4.3	21	14.1	5.0	3.5	5.8	20	10.1	3.0	5.0	6.5	23	0.0	2.0	2.8	4.5
14	29	10.0	3.5	2.8	4.8	20	13.1	4.0	3.8	5.5	23	4.0	2.0	4.3	7.3	23	1.1	2.0	2.8	4.5
15	35	7.3	7.3	2.3	4.0	22	9.1	4.0	3.5	5.5	27	4.0	2.9	4.8	7.8	23	0.0	2.0	3.5	5.5
16	33	8.9	4.0	2.3	4.0	26	7.1	6.0	3.0	5.5	31	4.0	3.1	5.5	7.5	23	2.0	2.0	2.5	5.0
17	37	8.0	4.0	2.0	3.8	33	9.9	5.0	3.5	6.0	33	4.0	2.0	5.0	7.5	23	2.0	0.0	2.0	4.0
18	42	7.0	5.0	2.5	4.0	40	8.0	4.0	4.3	7.3	34	5.0	3.0	4.8	7.5	23	2.0	0.0	2.3	4.0
19	49	10.9	4.9	3.5	6.0	44	8.0	4.0	4.0	7.0	35	4.0	4.0	4.5	6.5	23	4.0	0.0	1.0	3.0
20	53	10.9	6.9	6.3	9.5	45	8.0	4.9	6.0	9.0	34	3.9	3.0	4.0	6.5	23	2.9	0.0	2.0	4.0
21	56	6.8	5.0	7.0	10.8	48	6.0	4.9	5.5	9.0	35	4.9	2.9	3.5	5.5	23	2.0	0.0	1.0	3.0
22	57	7.1	3.1	7.0	11.0	48	7.1	3.1	5.0	8.5	35	5.1	3.1	2.8	5.5	23	1.1	0.0	1.3	3.0
23	59	6.0	4.0	5.0	8.0	50	7.1	4.0	4.5	8.0	35	5.1	2.0	3.5	6.0	23	1.1	0.0	1.5	3.5

 * Fewer than 15 days data on power measurements and no computations made for D_u and D_l.

* Fewer than 7 days data on voltage and logarithmic measurements.

 F_{om} = median value of effective antenna noise in db above ktb.

 D_u = ratio of upper decile to median in db.

 D_l = ratio of median to lower decile in db.

 V_{dm} = median deviation of average voltage in db below mean power.

 L_{dm} = median deviation of average logarithm in db below mean power.

MONTH-HOUR VALUES OF RADIO NOISE

STATION KEKĀHA, HAWAII

LAT. 22.0 N

LONG. 159.7 W

NOVEMBER 1964

H R. T.	FREQUENCY (Mc)																			
	.013					.051					.160					.495				
	F _{am}	D _u	D _l	V _{dm}	L _{dm}	F _{am}	D _u	D _l	V _{dm}	L _{dm}	F _{am}	D _u	D _l	V _{dm}	L _{dm}	F _{am}	D _u	D _l	V _{dm}	L _{dm}
00	151	6.0	4.0	11.0	17.5	128	9.8	4.0	11.0	17.5	108	12.9	4.9	10.5	17.5	87	17.9	11.0	10.0	18.5
01	151	8.0	2.9	10.5	17.0	130	10.9	4.9	11.3	18.5	108	14.0	4.9	10.5	18.5	86	16.9	7.8	9.5	17.3
02	151	6.9	2.0	11.0	17.5	130	8.0	4.0	12.5	20.3	109	10.8	7.0	11.5	19.8	86	16.9	6.9	9.5	17.8
03	151	6.9	2.0	10.8	16.3	130	8.9	4.0	11.5	20.0	108	13.8	4.9	11.5	19.8	88	16.9	10.9	11.0	20.5
04	151	8.0	2.0	12.0	18.0	130	6.9	4.0	12.5	20.0	108	11.8	4.9	11.0	19.0	86	16.9	8.9	10.5	18.0
05	152	5.9	3.0	11.0	17.8	130	8.9	4.0	12.3	20.0	106	14.9	4.0	11.0	19.0	84	18.0	9.8	10.5	20.0
06	153	4.9	4.0	12.0	17.5	130	6.9	4.0	10.8	18.5	103	12.8	5.9	9.5	16.0	80	12.9	12.0	9.5	15.3
07	153	4.0	4.0	10.0	17.0	122	12.0	2.9	10.5	18.0	92	22.9	7.8	11.5	22.0	65	25.9	9.0	11.5	19.5
08	148	7.0	3.0	10.5	16.5	116	18.9	4.9	12.5	20.0	85	31.0	15.9	14.0	24.5	56	36.9	4.0	8.5	14.5
09	149	6.9	4.0	13.0	20.0	109	23.9	7.9	13.3	22.5	78	36.0	14.7	12.3	24.0	54	38.0	6.7	10.3	22.0
10	149	8.7	4.0	12.8	19.0	110	24.0	10.9	12.8	20.0	78	36.0	13.8	11.5	21.0	56	33.1	7.1	7.8	12.8
11	149	8.9	4.0	12.5	20.3	112	20.9	12.9	13.3	22.0	82	31.5	18.0	15.5	26.8	54	35.8	5.3	7.0	10.0
12	149	9.3	4.0	14.0	21.0	114	17.3	11.8	16.5	25.0	83	29.6	19.6	12.0	23.5	54	37.8	6.6	8.3	15.0
13	149	10.2	5.1	13.8	21.3	111	21.0	11.0	15.0	21.5	76	34.2	12.0	11.0	18.5	52	30.0	4.0	6.0	9.0
14	149	7.1	5.1	15.0	23.0	109	19.0	10.3	15.0	23.3	73	34.8	9.9	12.3	24.5	54	33.4	4.7	8.5	14.0
15	149	7.0	6.0	14.5	22.5	108	22.0	6.5	13.5	23.0	79	30.0	15.0	16.0	26.5	56	32.0	6.7	9.5	19.0
16	147	9.0	2.5	14.5	22.5	107	23.5	5.5	13.0	21.0	76	36.5	10.0	12.3	23.0	56	34.7	4.0	9.0	18.0
17	149	7.4	4.0	12.5	20.0	108	24.7	4.0	12.8	18.5	86	28.7	10.0	11.0	18.5	62	36.0	4.0	12.3	22.0
18	147	8.0	4.7	11.5	19.0	116	19.4	8.0	11.0	19.0	96	21.4	14.0	11.5	21.0	78	23.4	12.0	6.5	17.5
19	148	11.9	3.0	12.0	17.5	118	18.9	6.0	9.0	17.5	101	19.9	13.0	11.5	17.5	83	19.0	11.0	11.5	21.5
20	150	8.8	3.0	10.0	16.5	120	18.9	8.0	10.5	18.0	103	13.9	11.9	9.5	19.3	84	16.6	14.0	11.0	20.0
21	150	9.9	3.0	10.0	16.5	122	16.9	6.0	12.0	19.0	103	19.0	9.9	11.8	21.3	84	20.0	12.9	11.8	20.0
22	151	6.0	4.0	10.5	16.8	126	12.0	6.9	11.8	19.3	107	12.8	9.0	11.0	20.0	86	13.5	6.9	10.5	17.0
23	151	6.9	4.0	12.0	19.0	126	12.0	2.9	11.8	18.5	107	13.9	7.0	9.5	19.0	88	12.6	10.9	10.0	20.0

H R. T.	FREQUENCY (Mc)																			
	2.5					5					10					20				
	F _{am}	D _u	D _l	V _{dm}	L _{dm}	F _{am}	D _u	D _l	V _{dm}	L _{dm}	F _{am}	D _u	D _l	V _{dm}	L _{dm}	F _{am}	D _u	D _l	V _{dm}	L _{dm}
00	59	12.9	2.9	5.5	9.5	53	5.0	5.9	6.0	9.0	34	8.9	2.0	3.5	5.8	22	2.0	2.0	2.0	3.5
01	61	12.9	6.0	5.8	8.8	53	7.0	5.0	5.0	8.5	34	7.8	4.0	3.0	5.0	22	0.0	2.0	2.0	3.5
02	59	12.0	4.9	6.3	11.3	54	6.0	6.9	4.0	6.8	34	8.9	4.0	2.5	4.0	22	2.0	2.0	2.0	3.5
03	59	12.9	4.9	7.0	11.5	53	7.9	5.0	4.8	7.8	32	12.6	2.9	3.0	5.0	22	2.0	2.0	2.0	3.5
04	59	12.0	4.9	6.5	11.0	53	7.0	5.9	3.0	6.0	32	11.8	2.0	3.0	5.0	22	2.0	2.0	2.0	3.5
05	60	9.9	9.0	7.0	12.0	50	4.9	6.0	3.0	5.8	30	9.5	2.0	2.5	4.0	22	2.0	0.9	1.5	3.3
06	59	8.9	6.9	5.5	7.5	50	6.9	8.0	5.5	8.5	30	7.8	0.9	2.8	4.3	22	2.9	0.9	2.0	3.5
07	56	11.0	7.0	6.3	11.5	48	10.9	9.8	3.5	6.5	36	8.9	4.9	4.0	6.3	22	4.0	2.0	1.5	3.0
08	47	16.0	6.0	8.0	13.0	43	15.0	9.9	3.5	6.5	34	6.0	4.0	4.5	6.5	22	2.0	0.0	1.8	3.5
09	39	16.0	4.0	3.0	4.8	34	18.9	8.0	5.0	8.0	32	12.7	6.7	5.0	7.5	22	2.0	2.0	3.0	4.8
10	35	18.0	6.0	3.0	4.8	27	23.0	7.0	3.0	4.5	29	17.0	7.0	5.0	7.0	22	2.0	1.1	2.3	4.0
11	33	16.6	6.0	1.8	3.3	23	23.9	5.0	4.5	7.0	25	17.9	5.0	4.5	7.0	22	1.1	2.0	3.0	4.5
12	33	10.6	6.0	2.5	4.5	24	21.3	6.0	3.5	5.5	25	16.3	6.3	3.8	5.8	22	2.0	2.0	2.5	4.0
13	33	20.2	4.0	2.0	3.8	26	21.3	8.0	2.0	5.0	24	16.0	4.0	3.8	6.8	22	3.1	2.0	3.0	4.5
14	35	15.4	7.1	1.5	3.0	25	20.3	7.0	2.8	4.3	27	15.0	3.0	2.0	4.0	22	2.7	2.0	2.5	4.5
15	35	12.7	6.0	2.0	4.0	27	23.0	7.0	2.5	4.8	32	11.0	4.5	3.5	5.5	24	2.0	2.7	2.8	4.5
16	37	19.4	6.0	3.0	4.5	32	20.5	4.5	4.5	7.5	36	8.5	6.0	3.0	5.0	24	0.7	2.0	2.5	4.0
17	43	20.7	10.0	2.8	4.5	44	14.0	6.7	4.3	7.8	38	4.0	6.0	3.0	5.5	24	2.0	2.0	2.3	4.0
18	51	20.0	6.0	2.8	5.8	48	12.0	8.7	6.0	10.0	36	4.7	2.0	3.0	5.0	24	2.0	2.0	2.5	4.0
19	55	16.0	4.9	6.5	9.8	46	12.0	4.0	5.0	7.8	36	8.0	2.0	3.5	5.5	23	1.9	1.9	2.0	3.5
20	57	14.9	6.0	6.5	9.0	48	10.0	4.0	5.0	8.5	36	8.9	4.0	3.5	5.5	22	2.0	0.9	1.8	3.3
21	57	14.0	4.0	6.0	10.0	51	7.9	5.0	5.0	9.0	37	9.8	2.0	3.5	5.5	22	2.9	0.9	1.8	3.3
22	58	15.9	2.9	6.0	9.5	54	5.8	6.9	4.5	8.8	37	15.0	3.0	3.0	5.0	22	2.0	2.0	1.5	3.0
23	60	11.6	5.9	5.5	8.5	52	6.0	4.0	5.0	8.3	36	8.6	2.0	3.0	5.3	22	2.0	2.0	2.0	3.5

* Fewer than 15 days data on power measurements and no computations made for D_u and D_l.

* Fewer than 7 days data on voltage and logarithmic measurements.

F_{am} = median value of effective antenna noise in db above ktb.

D_u = ratio of upper decile to median in db.

D_l = ratio at median to lower decile in db.

V_{dm} = median deviation of average voltage in db below mean power.

L_{dm} = median deviation of average logarithm in db below mean power.

MONTH-HOUR VALUES OF RADIO NOISE

STATION NEW DELHI, INDIA

LAT. 28.8 N

LONG. 77.3 E

SEPTEMBER 1964

H R.	FREQUENCY (Mc)																			
	.017					.051					.160					.495				
	F _{om}	D _u	D _l	V _{dm}	L _{dm}	F _{om}	D _u	D _l	V _{dm}	L _{dm}	F _{om}	D _u	D _l	V _{dm}	L _{dm}	F _{om}	D _u	D _l	V _{dm}	L _{dm}
00	157	2.2	3.9	6.3	11.3	136	4.0	5.9	7.8	13.0	117	6.0	5.9	8.0	14.0	102	8.0	7.5	7.0	12.5
01	157	3.9	4.2	6.0	11.0	136	4.0	5.1	9.5	14.0	119	6.0	7.9	8.0	14.0	104	7.5	8.0	8.0	13.8
02	157	4.3	4.3	6.3	11.3	134	8.0	4.0	8.5	14.5	119	6.0	10.0	8.0	14.5	102	7.5	7.5	7.0	12.0
03	157	2.6	6.0	6.5	11.0	134	4.7	6.0	8.0	14.5	119	4.0	12.3	8.3	15.0	104	6.0	14.0	7.0	13.5
04	157	4.0	6.0	7.0	11.3	136	4.9	8.9	9.0	16.0	117	6.3	10.3	8.0	15.8	102	8.0	13.3	7.8	15.3
05	155	4.0	4.0	6.0	11.0	132	6.5	10.0	7.5	13.5	115	6.0	17.8	6.0	12.0	90	12.4	15.5	* 6.8	* 13.8
06	155	4.0	4.0	5.5	9.5	130	8.7	12.0	8.8	14.8	106	15.0	21.5	* 7.0	* 14.0	84	19.8	12.1	* 6.0	* 10.5
07	155	2.0	4.7	5.3	9.0	126	8.1	12.1	* 8.5	* 14.5	99	20.0	14.0	* 5.0	* 9.8	86	12.6	14.2	* 6.0	* 14.0
08	151	5.5	2.0	5.0	9.0	124	8.3	12.0	* 9.0	* 14.3	* 99			* 6.5	* 11.0	* 83			* 8.5	* 13.5
09	151	6.0	3.3	6.0	9.5	* 127			* 12.0	* 17.5	101	20.6	13.3	* 9.5	* 17.3	* 81			* 4.5	* 9.0
10	153	4.1	4.1	6.3	9.8	126	9.0	6.0	* 9.8	* 14.5	103	16.3	9.1	* 8.0	* 15.3	84	12.9	10.1	* 3.0	* 7.0
11	155	2.9	4.0	7.0	11.0	129	3.3	7.1	* 7.5	* 14.0	109	11.9	13.5	* 7.5	* 14.3	82	30.3	8.3	* 6.0	* 7.8
12	157	7.1	5.1	9.0	13.0	132	11.8	8.0	8.0	14.5	113	17.1	14.0	9.3	15.5	* 89			* 8.0	* 13.0
13	159	4.9	6.9	8.0	12.5	134	12.0	9.1	8.0	14.0	114	17.0	15.1	7.5	14.0	* 96			* 10.0	* 14.5
14	161	2.0	9.0	* 8.0	* 11.8	134	9.2	7.9	* 8.0	* 12.8	119	9.5	16.0	* 8.5	* 14.5	* 101			* 14.5	* 13.5
15	161	2.0	5.7	* 7.5	* 11.0	136	5.7	7.8	* 10.0	* 14.0	115	8.1	9.9	* 10.3	* 15.8	* 98			* 12.0	* 11.3
16	161	2.1	6.0	* 7.5	* 11.3	134	6.2	6.4	* 11.3	* 15.3	113	10.0	9.1	* 9.5	* 15.0	* 95			* 13.0	* 18.5
17	159	3.5	5.5	* 7.0	* 10.5	133	7.1	6.7	* 8.0	* 13.5	115	8.0	8.0	* 11.0	* 14.5	* 94			* 9.3	* 12.8
18	157	4.0	5.1	7.5	10.3	135	5.0	5.0	10.5	15.0	117	8.0	6.5	9.0	13.5	102	5.6	6.1	7.8	12.5
19	157	2.0	3.9	8.0	10.8	135	4.9	5.2	9.5	14.8	118	3.2	6.9	8.5	13.5	102	6.6	6.0	7.3	13.5
20	157	2.0	2.3	8.0	11.0	134	4.0	4.0	9.0	15.0	117	4.1	4.0	8.3	13.3	100	6.2	4.0	6.3	11.8
21	157	3.9	3.9	7.0	11.0	136	2.0	6.0	8.0	14.0	118	3.2	3.2	7.8	13.5	100	6.7	2.0	* 6.8	* 13.3
22	157	2.2	3.9	6.5	11.0	136	4.0	4.0	7.0	12.5	121	4.0	7.1	* 7.0	* 12.8	100	9.5	4.0	7.3	13.3
23	157	3.9	5.9	6.0	10.8	136	6.0	4.3	6.3	12.8	119	4.5	6.5	6.8	12.5	100	9.0	4.0	* 7.3	* 13.0

H R.	FREQUENCY (Mc)																			
	2.5					5					10					20				
	F _{om}	D _u	D _l	V _{dm}	L _{dm}	F _{om}	D _u	D _l	V _{dm}	L _{dm}	F _{om}	D _u	D _l	V _{dm}	L _{dm}	F _{om}	D _u	D _l	V _{dm}	L _{dm}
00	* 65					58	6.6	12.0			43	6.0	4.0			24	4.0	2.0	1.0	4.0
01	65	16.2	11.9			* 58					42	9.6	7.0			24	4.0	2.0	1.5	4.0
02	* 66					57	11.6	9.0			41	8.0	6.7			24	4.0	2.0	1.5	4.3
03	65	17.1	12.0			54	15.8	7.7			37	8.6	2.0			23	5.0	1.0	1.5	3.5
04	* 63					52	15.9	5.5			35	8.7	2.0			22	4.9	0.0	* 1.3	* 3.8
05	61	19.7	8.1			54	12.0	6.9			39	8.4	4.0			22	6.0	0.0	1.0	4.5
06	59	10.7	9.9			52	15.4	10.9			41	6.9	2.0			24	2.0	2.0	1.0	5.0
07	53	16.0	8.0			48	16.0	8.0			41	7.0	2.0			24	3.3	2.0	* 2.0	* 4.0
08	49	7.6	8.1			* 44					* 39					22	10.0	0.0	* 1.5	* 3.5
09	49	6.1	5.7			41	20.9	7.0			37	15.5	4.0			24	2.3	2.0	* 2.5	* 4.5
10	49	18.2	7.9			42	11.4	7.1			35	11.2	2.0			24	9.1	2.0	* 2.5	* 5.0
11	49	11.5	5.5			42	12.5	6.1			37	10.0	2.0			* 24			* 2.3	* 4.8
12	50	12.3	7.0			42	22.0	7.5			39	12.6	4.0			29	6.9	3.2	* 3.3	* 5.5
13	55	24.0	9.9			46	21.8	7.3			41	10.6	4.6			* 29			* 5.5	* 8.0
14	* 51					* 48					* 41					* 30			* 3.5	* 5.0
15	* 54					* 51					* 46					* 29			* 3.5	* 5.8
16	* 53					52	8.3	6.0			45	6.5	4.2			* 30			* 3.0	* 5.0
17	* 59					* 56					* 49					28	5.7	4.0	* 3.3	* 5.8
18	* 68					64	3.9	13.6			47	5.5	4.0			28	3.3	3.3	* 4.0	* 6.0
19	* 68					62	5.7	8.1			45	7.5	4.0			26	6.6	2.0	* 2.0	* 5.0
20	69	5.9	13.7			60	3.3	9.8			47	6.1	6.0			24	7.5	2.0	1.5	4.0
21	69	4.3	6.6			58	7.1	11.1			46	7.0	5.0			24	4.0	2.0	* 2.0	* 4.0
22	67	4.3	11.2			58	7.4	9.4			43	9.3	2.0			24	4.7	2.0	* 2.0	* 4.0
23	67	7.1	12.6			58	8.6	4.8			45	4.2	4.2			24	5.4	2.0	1.8	4.0

 * Fewer than 15 days data on power measurements and no computations made for D_u and D_l.

* Fewer than 7 days data on voltage and logarithmic measurements.

 F_{om} = median value of effective antenna noise in db above ktb.

 D_u = ratio of upper decile to median in db.

 D_l = ratio of median to lower decile in db.

 V_{dm} = median deviation of average voltage in db below mean power.

 L_{dm} = median deviation of average logarithm in db below mean power.

MONTH-HOUR VALUES OF RADIO NOISE

STATION NEW DELHI, INDIA

LAT. 28.8 N

LONG. 77.3 E

OCTOBER 1964

H. R. L. S. T.	FREQUENCY (Mc)																			
	.013					.051					.160					.495				
	F _{am}	D _u	D _ℓ	V _{dm}	L _{dm}	F _{am}	D _u	D _ℓ	V _{dm}	L _{dm}	F _{am}	D _u	D _ℓ	V _{dm}	L _{dm}	F _{am}	D _u	D _ℓ	V _{dm}	L _{dm}
00	156	2.0	3.3	* 4.8	* 6.5	132	2.1	3.7	* 8.0	* 11.0	113	5.5	4.5	* 9.0	* 13.0	94	2.6	4.0	* 7.5	* 10.0
01	154	3.5	2.0	* 8.0	* 8.5	132	2.6	6.4	* 7.5	* 10.5	113	6.0	4.0	* 9.0	* 12.0	* 92			* 8.3	* 10.8
02	154	2.0	2.0	* 6.3	* 7.5	130	4.8	2.3	* 8.0	* 11.0	113	6.0	6.0	* 7.5	* 12.0	* 92			* 6.3	* 8.8
03	155	3.0	3.0	* 7.0	* 9.0	* 130			* 9.5	* 13.0	111	8.0	4.0	* 10.0	* 11.8	* 92			* 8.0	* 10.0
04	154	4.0	2.0	* 6.0	* 8.0	* 130			* 7.0	* 10.0	109	7.9	4.0	* 11.0	* 13.0	* 90			* 5.8	* 9.0
05	154	2.1	2.0	* 7.3	* 9.0	128	4.3	5.4	* 7.5	* 10.0	* 105			* 4.5	* 8.3	* 80			* 4.5	* 5.0
06	152	3.9	0.4	* 7.8	* 10.5	* 124			* 8.0	* 10.0	* 92			* 4.8	* 5.8	* 75			* 3.5	* 5.0
07	151	3.0	16.9	* 8.0	* 10.0	119	5.2	7.3	* 6.0	* 7.3	95	2.4	8.3	* 4.5	* 6.3	* 74			* 3.3	* 4.5
08	152	2.0	25.3	* 4.0	* 6.0	118	8.1	10.0	* 5.8	* 7.5	* 95					* 74				
09	150	4.0	23.5	* 6.5	* 8.0	118	8.8	10.1	* 5.0	* 8.0	95	7.7	6.0	* 5.8	* 7.0	74	2.3	12.6	* 3.5	* 4.0
10	152	2.0	4.0	* 6.0	* 8.0	119	7.0	11.0	* 4.0	* 6.0	95	14.6	12.8	* 5.0	* 7.0	* 74			* 3.5	* 4.5
11	152	2.0	3.7	* 6.0	* 6.8	122	4.6	4.6	* 6.8	* 8.0	95	12.4	6.0	* 5.0	* 6.8	76	3.7	4.0	* 3.5	* 4.8
12	152	2.0	3.6	* 5.0	* 6.0	122	8.0	3.8	* 5.5	* 7.5	96	12.9	4.7	* 5.8	* 5.8	78	9.2	4.1	* 4.0	* 5.0
13	154	2.0	2.0	* 4.3	* 5.8	125	6.6	4.8	* 8.0	* 8.5	97	10.0	5.1	* 4.5	* 5.0	76	4.3	4.3		
14	154	3.0	3.3	* 4.5	* 5.8	124	7.4	0.1	* 6.0	* 8.3	97	12.7	6.0	* 5.5	* 8.0	78	4.2	7.6	* 2.5	* 4.0
15	156	2.9	2.0	* 5.5	* 7.0	126	5.1	4.0	* 6.8	9.5	97	14.0	6.7	* 4.5	* 6.0	76	9.3	3.3	* 3.3	* 4.3
16	156	2.0	2.0	6.8	8.3	124	6.0	4.9	* 8.8	* 12.0	101	8.0	6.5	7.0	9.5	80	7.1	5.1	* 3.3	* 4.5
17	154	3.9	1.9	7.5	8.5	126	6.0	3.8	* 7.3	* 10.5	107	8.0	4.0	7.3	10.5	92	4.0	5.1	* 6.0	* 9.5
18	154	4.0	2.7	* 6.0	* 8.3	130	4.0	4.0	* 8.3	* 11.0	113	2.0	2.9	* 7.0	* 11.5	96	2.2	8.7	* 8.0	* 12.5
19	154	3.1	2.0	* 5.0	* 6.8	130	4.0	4.0	* 9.0	* 12.5	113	4.0		* 9.0	* 13.8	96	6.0	6.3	* 7.3	* 11.0
20	156	3.1	4.0	* 5.3	* 6.5	130	4.1	4.1	* 9.0	* 12.3	115	4.0	4.0	* 7.0	* 9.5	94	7.5	5.6	* 8.3	* 11.5
21	156	2.9	2.0	* 6.3	* 7.3	132	4.0	4.0	7.5	* 10.3	115	4.0	4.0	* 7.5	* 10.0	* 94			* 7.0	* 9.0
22	156	4.0	2.0	* 6.3	* 7.0	132	6.6	2.0	7.0	* 9.5	117	5.3	5.3	* 6.3	* 9.0	94	7.2	7.4	* 7.0	* 9.5
23	156	2.0	2.0	* 4.5	* 6.0	132	6.1	2.1	* 7.0	* 10.0	117	5.3	6.0	* 7.5	* 11.5	94	5.9	4.0	* 10.5	* 13.5

H. R. L. S. T.	FREQUENCY (Mc)																			
	2.5					5					10					20				
	F _{am}	D _u	D _ℓ	V _{dm}	L _{dm}	F _{am}	D _u	D _ℓ	V _{dm}	L _{dm}	F _{am}	D _u	D _ℓ	V _{dm}	L _{dm}	F _{am}	D _u	D _ℓ	V _{dm}	L _{dm}
00	64	9.1	8.8			58	10.2	9.8			43	7.9	10.5			24				
01	63	7.9	11.8			* 59					43	5.5	7.6			22	2.1	0.0		
02	64	8.7	21.6			57	11.0	14.8			39	8.0	5.5			22	2.0	0.0		
03	63	9.9	12.5			56	12.0	15.3			37	7.7	4.3			22	2.0	0.0		
04	60	11.0	10.3			55	12.6	12.8			37	8.1	4.1			24				
05	* 66					54	16.0	10.3			43	4.6	4.8			24				
06	56	17.1	6.9			54	16.0	10.8			* 49					24	2.0	1.5		
07	* 52					45	20.7	11.0			42	3.2	18.8			24	3.6	2.0		
08	47	20.8	16.3			42	26.3	12.0			39	6.0	19.4			24	3.9	2.0		
09	47	14.4	12.9			36	21.2	7.3			37	4.6	18.0			24	2.0	2.0		
10	48	19.3	6.1			38	29.9	6.0			37	6.1	4.1			24	2.1	2.0		
11	53	18.0	8.3			* 43					* 37					24	2.0	2.0		
12	50	19.4	8.4			42	26.2	6.2			33	9.5	2.0			26	1.6	2.0		
13	49	24.0	2.3			42	24.2	4.1			35	8.0	2.7			26	3.3	2.0		
14	49	20.3	4.1			42	24.4	4.1			35	9.6	2.4			28	1.5	2.0		
15	49	21.1	4.1			45	19.3	5.0			41	5.6	3.8			28	2.0	2.7		
16	55	17.3	6.0			50	20.0	8.6			45	3.5	7.0			28	2.0	2.0		
17	59	11.1	5.1			54	10.3	10.0			45	9.0	4.0			26	4.3	0.3		
18	64	9.0	* 6.6			56	13.5	7.8			45	3.3	4.0			26	2.0	2.0		
19	* 65					55	14.9	10.8			43	4.1	4.2			24	2.0	0.0		
20	63	9.5	14.9			56	13.3	5.3			49	6.0	8.4			24	2.0	2.0		
21	65	8.2	6.0			56	13.6	11.3			47	6.5	6.2			24				
22	64	9.0	16.3			57	13.0	5.7			41	9.7	7.7			24				
23	63	13.5	13.5			58	11.2	11.0			41	6.0	5.7			24				

 * Fewer than 15 days data on power measurements and no computations made for D_u and D_ℓ.

* Fewer than 7 days data on voltage and logarithmic measurements.

 F_{am} = median value of effective antenna noise in db above ktb.

 D_u = ratio of upper decile to median in db.

 D_ℓ = ratio of median to lower decile in db.

 V_{dm} = median deviation of average voltage in db below mean power.

 L_{dm} = median deviation of average logarithm in db below mean power.

MONTH-HOUR VALUES OF RADIO NOISE

STATION NEW DELHI, INDIA

LAT. 28.8 N

LONG. 77.3 E

NOVEMBER 1964

H. R. L. S. T.	FREQUENCY (Mc)																			
	.013					.051					.160					.495				
	F _{om}	D _u	D _ℓ	V _{dm}	L _{dm}	F _{om}	D _u	D _ℓ	V _{dm}	L _{dm}	F _{om}	D _u	D _ℓ	V _{dm}	L _{dm}	F _{om}	D _u	D _ℓ	V _{dm}	L _{dm}
00	156	3.7	2.1	5.5	8.5	131	3.5	10.4	9.0	12.5	108	10.6	4.9	* 6.8	* 10.8	91	7.3	7.1	* 3.0	* 5.0
01	156	3.7	2.1	5.5	8.5	130	7.0	3.1	8.8	14.0	106	8.6	4.3	9.0	13.5	90	7.0	4.0	* 3.3	* 4.3
02	156	2.1	2.1	5.8	9.8	129	6.0	8.0	8.8	14.3	106	6.3	4.3	7.5	11.0	89	5.1	1.1	* 6.5	* 10.0
03	156	2.1	2.0	5.5	8.0	129	3.3	6.0	8.5	12.5	104	8.5	2.5	8.5	12.5	88	6.3	2.0	* 3.0	* 6.0
04	156	3.5	2.0	5.5	9.5	129	4.0	8.6	7.5	11.0	105	7.9	5.9	8.0	12.5	87	8.8	3.1	* 3.5	* 5.8
05	156	2.1	2.0	6.0	10.0	127	6.0	6.0	8.3	12.5	108	8.4	12.0	7.0	11.0	86	3.7	6.4	* 3.0	* 6.0
06	156	2.0	2.0	7.0	10.0	123	7.1	4.0	7.5	10.3	96	4.0	10.0	* 6.0	* 10.8	77	5.1	6.2	2.3	3.5
07	152	4.0	1.9	5.0	9.0	120	5.6	5.0	4.5	8.5	92	4.0	7.1	* 5.0	* 9.8	72	5.0	2.0	2.5	4.5
08	152	4.1	2.0	5.5	9.8	119	0.3	5.6	4.0	6.5	92	2.7	8.7	* 2.5	* 4.5	72	6.2	0.0	* 2.0	* 3.5
09	152	2.0	4.0	5.8	9.3	117	6.0	3.3	3.0	6.0	92	7.5	6.0	* 9.5	* 14.0	72	4.9	2.0	2.3	3.3
10	152	3.6	3.6	5.5	9.3	117	6.8	2.0	6.0	10.0	94	6.5	6.0	* 9.5	* 15.0	72	6.7	4.0	* 2.0	* 4.0
11	152	4.0	2.0	6.5	10.0	117	7.5	3.5	5.5	8.8	96	5.5	9.5	* 7.5	* 10.8	72	5.9	2.0	* 1.8	* 3.0
12	152	4.0	2.0	6.3	10.0	120	3.0	4.3	* 8.0	* 11.0	94	4.0	6.0	* 6.0	* 8.5	76	6.2	6.0	3.0	4.5
13	152	4.3	2.0	6.0	9.3	119	4.4	4.1	8.0	11.0	96	6.2	9.9	* 6.0	* 9.5	75	10.3	3.1	* 2.5	* 4.5
14	152	4.0	2.0	7.5	11.0	117	8.0	0.0	8.5	11.0	94	6.0	5.5	* 8.8	* 11.8	74	4.0	4.0	2.0	4.0
15	154	2.2	3.9	6.0	9.5	119	5.3	4.0	4.8	7.5	90	11.2	5.1	9.0	11.5	72	7.1	2.0	2.0	3.5
16	154	3.7	2.1	6.5	11.0	117	10.0	4.0	7.0	12.0	92	10.3	2.8	* 8.0	* 11.5	78	4.3	4.0	3.5	5.5
17	154	4.0	2.0	5.0	8.8	121	10.0	4.0	6.5	12.0	102	8.0	6.0	8.0	12.0	84	6.6	4.0	* 3.0	* 5.0
18	154	4.0	1.5	5.5	8.5	123	3.7	4.1	8.0	* 10.5	105	5.0	7.5	* 7.3	* 11.8	84	10.0	0.0	3.5	5.0
19	156	3.9	2.2	5.3	8.3	125	4.0	4.7	7.8	11.5	108	4.0	8.0	7.3	13.0	86	10.0	5.5	* 6.0	* 7.5
20	156	2.1	2.0	5.5	8.0	127	4.0	4.0	* 6.5	* 9.5	110	6.0	4.0	* 7.3	* 11.8	88	9.0	5.5	* 5.0	* 7.0
21	156	3.5	2.0	5.0	8.3	129	4.0	4.0	7.0	11.0	108	8.2	6.1	6.5	12.0	88	11.2	2.1	* 5.5	* 7.5
22	156	4.0	1.6	5.0	7.8	131	2.0	7.8	7.5	12.0	112	9.4	6.3	* 7.0	* 11.0	90			* 5.0	* 7.3
23	156	3.7	2.1	5.3	8.3	131	2.0	4.0	7.5	11.0	117	5.0	7.9	* 6.0	* 11.0	90			* 2.5	* 3.0

H. R. L. S. T.	FREQUENCY (Mc)																			
	2.5					5					10					20				
	F _{om}	D _u	D _ℓ	V _{dm}	L _{dm}	F _{om}	D _u	D _ℓ	V _{dm}	L _{dm}	F _{om}	D _u	D _ℓ	V _{dm}	L _{dm}	F _{om}	D _u	D _ℓ	V _{dm}	L _{dm}
00	61	11.2	5.2	* 4.5	* 6.5	60	8.3	6.3	* 4.0	* 6.0	40	6.3	6.0	* 4.0	* 5.5	25	2.0	2.0	* 4.3	* 4.8
01	62	12.0	6.0	* 4.5	* 7.0	60	10.2	4.2	* 4.0	* 6.0	40	14.0	6.0	* 9.0	* 11.0	25	2.0	2.0	* 4.0	* 5.0
02	62	11.9	6.2	* 3.5	* 5.5	58	12.3	4.0	* 3.5	* 5.0	40	10.0	4.3	* 5.5	* 7.0	25	2.2	2.0	* 2.5	* 4.0
03	62	11.9	6.2	4.0	5.5	58	12.0	4.2	3.5	5.5	38	8.0	4.0	* 4.3	* 5.3	25	0.3	2.0	* 2.0	* 3.5
04	62	11.0	9.2	* 4.5	* 6.0	56	14.1	4.1	* 3.8	* 5.5	38	10.0	4.0	* 3.8	* 5.5	25	2.0	2.0	* 4.5	* 5.0
05	63	12.0	8.2	* 4.5	* 6.5	54	16.0	3.9	* 4.0	* 5.8	48	8.0	14.0	* 10.5	* 12.0	25	0.3	2.0	* 3.0	* 4.5
06	60	14.1	5.9	* 5.0	* 7.0	54	17.7	3.7	3.5	5.5	46	8.0	8.3	* 8.8	* 11.0	25	2.0	2.0	* 2.5	* 4.5
07	54	20.2	6.0	* 4.0	* 6.0	50	20.0	6.0	* 3.5	* 6.0	42	7.0	2.5	* 6.5	* 8.0	25	2.7	2.0	* 3.3	* 4.3
08	51	11.9	5.0	* 4.3	* 6.8	44	12.9	6.0	* 3.8	* 6.0	44	2.0	4.0	* 7.5	* 11.5	23	4.0	0.0	* 2.5	* 3.5
09	50	10.1	5.7	* 4.3	* 6.5	42	14.0	4.7	* 5.3	8.0	42	2.0	4.0	* 7.3	* 10.8	25	2.0	2.0	* 2.5	* 3.8
10	49	10.7	3.0	* 2.0	* 3.5	42	11.7	7.6	* 5.0	* 7.5	38	5.0	2.5	* 4.0	* 5.5	25	2.0	2.0	* 2.5	* 4.0
11	50	9.8	6.0	* 2.0	* 5.0	* 36			* 4.3	* 6.8	36	4.0	4.0	* 4.3	* 6.0	25	1.5	2.0	* 3.3	* 4.3
12	48	17.4	2.0	* 3.5	* 5.0	38	27.4	4.1	* 5.0	* 7.8	34	9.7	1.6	* 4.8	* 6.8	25	4.0	2.0	* 3.0	* 4.3
13	52	24.0	6.0	* 9.0	* 11.8	42	30.0	6.0	* 7.5	* 10.5	40	8.0	6.0	* 4.0	* 5.8	25	3.1	2.0	* 3.0	* 4.0
14	50	17.3	4.0	* 5.0	* 7.5	40	18.0	2.7	* 4.0	* 5.5	38	6.0	4.7	* 3.8	* 5.5	27	2.7	2.0	* 3.0	* 4.5
15	50	12.0	4.0	* 3.5	* 5.0	46	8.7	8.0	* 6.0	* 8.0	42	4.0	4.0	* 5.0	* 6.5	27	2.0	2.0	* 2.5	* 3.3
16	50	9.4	4.7	* 5.3	* 7.3	51	10.5	7.0	* 4.5	* 6.5	42	6.0	2.0	* 4.5	* 6.0	27	2.5	2.0	* 2.5	* 3.5
17	55	19.2	5.0	* 3.0	* 5.0	54	16.7	6.0	* 4.0	* 4.5	46	4.0	6.0	* 4.8	* 6.3	25	2.0	0.0	* 2.5	* 3.5
18	59	15.1	6.9	* 4.8	* 6.5	56	14.0	10.0	* 4.0	* 6.0	45	5.5	5.5	* 3.8	* 4.8	25	0.2	2.0	* 3.0	* 3.0
19	62	10.3	6.0	* 4.0	* 6.0	56	14.0	4.7	* 5.3	* 8.0	43	5.0	3.0	* 3.5	* 5.3	23	2.3	0.0	* 3.0	* 3.5
20	62	10.6	8.3	* 5.0	* 7.0	56	15.4	4.0	* 3.8	* 5.5	46	6.0	2.5	* 5.0	* 7.0	23	4.0	0.0	* 3.0	* 3.5
21	64	10.0	8.6	* 4.3	* 6.5	60	14.0	6.3	* 4.3	* 6.0	44	4.0	6.0	* 3.3	* 5.0	25	2.0	2.0	* 2.8	* 3.5
22	64	10.0	10.0	5.0	7.0	58	14.0	6.7	* 4.5	* 7.5	42	8.0	6.0	* 4.3	* 6.0	24	3.0	1.0	* 3.5	* 4.0
23	63	10.9	8.9	* 4.0	* 5.5	59	11.0	5.0	* 7.5	* 10.5	40	6.8	6.0	* 4.8	* 6.3	24	3.0	1.0	4.0	5.0

* Fewer than 15 days data on power measurements and no computations made for D_u and D_ℓ.

* Fewer than 7 days data on voltage and logarithmic measurements.

F_{om} = median value of effective antenna noise in db above ktb.

D_u = ratio of upper decile to median in db.

D_ℓ = ratio of median to lower decile in db.

V_{dm} = median deviation of average voltage in db below mean power.

L_{dm} = median deviation of average logarithm in db below mean power.

MONTH-HOUR VALUES OF RADIO NOISE

STATION OHIRA, JAPAN

LAT. 35.6 N

LONG. 140.5 E

SEPTEMBER 1964

Mo. Day	FREQUENCY (Mc)																			
	.013					.051					.160					.495				
	F _{am}	D _u	D _l	V _{dm}	L _{dm}	F _{am}	D _u	D _l	V _{dm}	L _{dm}	F _{am}	D _u	D _l	V _{dm}	L _{dm}	F _{am}	D _u	D _l	V _{dm}	L _{dm}
00	160	6.9	5.5	*14.0	*19.0	140	8.5	9.0	*16.3	*22.8	119	8.3	8.0	*12.5	*22.5	94	9.0	15.0	*11.0	*20.0
01	159	6.3	4.2	*14.3	*22.8	138	6.0	4.3	*17.0	*23.3	117	6.0	6.0	*12.0	*19.0	91	10.0	24.0	*10.0	*21.0
02	158	7.7	3.4	*11.0	*15.3	140	7.9	9.9	*14.5	*21.8	119	6.5	8.0	*12.5	*19.0	95	13.3	12.6	*8.8	*17.5
03	159	8.0	4.2	*13.5	*19.0	140	7.7	9.7	*15.3	*21.3	117	9.9	8.1	*10.5	*17.0	95	11.3	10.0	*9.5	*18.3
04	159	10.3	4.3	*14.8	*21.0	137	9.5	8.4	*13.8	*21.8	116	11.2	8.9	*11.5	*20.0	91	12.9	15.8	*10.5	*18.0
05	159	8.2	4.4	*14.0	*20.0	134	12.2	6.0	*15.3	*22.5	107	20.5	10.5	*11.0	*22.0	71	33.4	9.4		
06	157	6.0	6.0	*13.5	*18.5	126	16.2	6.0	*16.8	*23.8	93	28.9	14.9	*16.0	*30.0	79	25.9	22.1		
07	157	6.5	8.0	*17.0	*22.5	124	16.0	14.0	*17.8	*24.8	101	21.2	28.0	*16.5	*25.0	65	38.9	13.0	*15.0	*28.0
08	157	7.9	7.9	*13.3	*19.5	126	16.0	18.9	*20.0	*28.5	101	20.0	22.6	*20.0	*30.0	74	24.7	16.8		
09	159	4.7	10.0	*15.3	*22.5	122	21.5	11.5	*19.0	*29.0	105	19.4	28.3	*19.0	*29.5	65			*19.0	*30.0
10	*159			*16.3	*23.3	*130			*20.0	*30.0	*107			*11.5	*18.3	65	33.7	8.3	*16.0	*26.0
11	157	6.9	6.0	17.3	23.0	126	13.3	14.0	18.8	25.0	93	21.5	17.0	*16.5	*25.3	65	35.9	6.6	*15.0	*25.0
12	158	5.5	7.5	17.0	22.5	127	15.9	12.8	*16.5	*24.0	95	25.1	18.2	*19.0	*26.8	65	32.0	12.9	*14.8	*25.8
13	157	6.3	8.0	15.5	21.0	129	11.5	12.0	*18.0	*24.0	93	26.0	16.0	18.0	21.5	71	25.5	14.4	*18.5	*30.0
14	158	5.0	5.5	14.0	20.0	128	9.0	10.5	*14.0	*21.0	93	22.7	14.7	*16.0	*22.6	68	19.9	13.0	*14.0	*24.0
15	159	6.0	6.0	13.5	18.5	130	8.0	10.7	*17.0	*23.5	95	22.3	16.2	*16.0	*20.5	71	19.5	14.4	*5.0	*10.0
16	159	4.2	4.2	12.5	18.0	128	8.6	10.5	11.5	18.0	91	24.2	15.1	*10.0	*13.0	71	14.9	10.6		
17	159	4.2	4.4	13.3	18.5	128	10.6	10.3	*16.5	*21.5	100	19.0	12.0	*16.5	*25.5	78	16.3	13.6		
18	157	5.9	5.9	12.3	18.0	132	8.0	8.0	*18.3	*24.5	109	11.9	17.0	16.5	23.5	85	13.0	21.5	*10.0	*14.5
19	159	4.2	6.7	14.8	19.3	136	6.0	12.3	16.5	21.3	113	9.9	9.7	*15.5	*22.5	92	7.6	28.8	*12.5	*19.5
20	161	6.0	10.0	14.0	20.0	136	6.3	6.3	14.5	20.5	117	10.0	8.0	16.5	21.0	91	8.0	16.4	*10.0	*16.3
21	161	4.2	5.9	14.5	20.5	139	7.5	5.0	14.5	21.8	117	8.8	6.6	13.0	19.0	93	7.1	6.0	*10.3	*16.6
22	159	8.0	4.0	13.8	19.3	140	4.3	6.0	15.0	22.5	119	5.7	8.1	12.3	19.5	95	8.9	12.9	*9.0	*15.3
23	161	2.8	6.3	14.3	20.3	142	4.8	6.6	13.8	21.5	119	6.4	8.1	13.5	21.0	93	15.5	20.8	*9.0	*14.5

Mo. Day	FREQUENCY (Mc)																			
	2.5					5					10					20				
	F _{am}	D _u	D _l	V _{dm}	L _{dm}	F _{am}	D _u	D _l	V _{dm}	L _{dm}	F _{am}	D _u	D _l	V _{dm}	L _{dm}	F _{am}	D _u	D _l	V _{dm}	L _{dm}
00	*64			*7.0	*11.8	*54			*9.0	*14.5	*42			*9.5	*14.0	*24			*1.8	*3.0
01	*62			*9.5	*14.0	*56			*6.5	*10.3	*44			*8.5	*11.5	*23			*1.0	*3.0
02	*62			*8.0	*13.3	*54			*8.3	*13.5	*38			*5.5	*8.0	*23				
03	*62			*9.5	*15.5	*56			*7.0	*10.0	*38					*23			*2.0	*3.5
04	*65			*6.3	*11.5	*56					*36			*5.5	*8.5	*22			*1.3	*3.0
05	*62			*7.0	*12.5	*54			*6.5	*11.5	*38					*21				
06	*50			*10.5	*16.0	*50			*7.0	*12.5	*40			*5.5	*9.3	*23				
07	*42			*12.0	*18.0	*44			*9.5	*16.0	*42					*23			*3.0	*4.5
08	*42					*40			*13.0	*16.0	*38					*22			*1.8	*3.3
09	*42					*36					*34			*7.0	*10.0	*25				
10	*47			*8.5	*12.0	*38			*11.0	*17.0	*36					*23			*1.5	*4.5
11	*42					*40					*33			*9.0	*12.5	*24			*2.5	*4.5
12	*42					*38			*8.5	*11.0	*32			*3.0	*5.0	*25			*2.0	*3.5
13	*40			*11.0	*20.0	*38					*36			*3.3	*5.8	*25				
14	*42			*3.5	*6.0	*38			*4.5	*7.0	*40			*4.5	*7.0	*25			*1.3	*3.0
15	*42			*5.8	*9.0	*45			*12.0	*16.0	*42			*4.3	*6.8	*25			*6.0	*16.5
16	*42					*48			*4.5	*7.5	*44			*8.5	*12.5	*25			*2.5	*4.0
17	*50			*16.0	*19.0	*52			*4.0	*7.5	*44			*6.5	*10.0	*26				
18	*54			*8.0	*12.8	*52			*6.5	*10.5	*44			*3.8	*6.8	*25			*0.5	*2.0
19	*62			*9.5	*13.5	*56			*6.0	*10.0	*48			*4.3	*6.3	*24				
20	*64			*7.5	*12.0	*57			*6.0	*8.0	*46			*3.0	*6.5	*23			*1.5	*3.0
21	*60			*6.0	*10.0	*56					*43			*5.5	*8.5	*25			*1.5	*3.0
22	*60			*8.8	*14.5	*54			*7.3	*11.8	*43			*4.5	*8.0	*25			*3.8	*6.0
23	*62			*8.5	*13.8	*54			*6.0	*10.5	*44			*5.5	*9.0	*23			*2.0	*3.0

* Fewer than 15 days data on power measurements and no computations made for D_u and D_l.

* Fewer than 7 days data on voltage and logarithmic measurements.

F_{am} = median value of effective antenna noise in db above ktb.

D_u = ratio of upper decile to median in db.

D_l = ratio of median to lower decile in db.

V_{dm} = median deviation of average voltage in db below mean power.

L_{dm} = median deviation of average logarithm in db below mean power.

MONTH-HOUR VALUES OF RADIO NOISE

STATION OHIRA, JAPAN

LAT. 35.6 N

LONG. 140.5 E

OCTOBER 1964

H. R. L. S. T.	FREQUENCY (Mc)																			
	.013					.051					.160					.495				
	F _{om}	D _u	D _ℓ	V _{dm}	L _{dm}	F _{om}	D _u	D _ℓ	V _{dm}	L _{dm}	F _{om}	D _u	D _ℓ	V _{dm}	L _{dm}	F _{om}	D _u	D _ℓ	V _{dm}	L _{dm}
00	15.8	4.0	2.0	13.5	18.0	13.6	6.0	2.0	14.8	20.8	11.7	4.0	4.0	*12.8	*18.8	9.2	6.1	16.1	*10.0	*16.0
01	15.8	4.0	2.0	13.5	18.0	13.8	4.0	2.0	14.0	20.0	11.7	4.1	2.0	13.0	19.0	9.1	7.5	22.4	*9.8	*15.3
02	15.8	4.0	2.1	13.3	18.8	13.6	4.1	5.7	14.0	19.0	11.8	3.1	5.1	12.3	18.5	9.0	10.0	20.8	*10.0	*15.5
03	16.0	3.6	4.0	14.0	20.0	13.8	2.1	3.6	13.8	20.5	11.7	4.0	4.1	*11.0	*19.0	9.2	7.7	7.7	*12.3	*18.0
04	15.8	5.6	3.6	15.5	19.5	13.6	4.1	4.0	*13.3	*19.5	11.5	6.0	4.0	*12.5	*18.5	8.8	7.0	18.1	*10.3	*16.3
05	15.8	4.0	2.1	14.5	19.0	13.5	5.1	8.7	*16.0	*22.0	10.7	7.6	5.9	*12.0	*19.0	7.6	6.1	13.7		
06	15.6	3.7	3.6	13.5	18.5	12.4	9.7	3.7	*15.0	*21.5	9.5	10.0	8.1	*13.0	*17.8	6.2	10.0	9.4		
07	15.6	3.6	4.0	*14.0	*18.5	12.0	8.1	2.2	16.5	23.5	9.1	12.0	11.9	*19.0	*27.0	6.4	8.3	6.8		
08	15.6	6.0	4.0	*17.0	*21.3	12.0	12.7	10.0	*16.8	*22.0	9.1	12.9	14.0	*18.0	*23.5	6.7	31.2	15.8		
09	15.6	5.4	2.7	17.0	21.8	12.2	12.2	8.0	*17.8	*25.5	9.3	11.9	17.9	*16.0	*18.0	*6.4				
10	15.6	4.0	3.7	17.0	21.0	12.5	6.7	10.8	*19.0	*24.5	9.1	12.0	13.3	18.5	24.5	*6.4				
11	15.6	5.3	3.3	16.5	22.0	12.0	15.5	3.5	17.0	25.3	9.0	14.3	13.0	*19.0	*28.0	6.4	15.1	9.6	*3.8	*5.5
12	15.6	5.1	3.1	16.0	20.5	12.1	11.6	5.6	17.3	24.8	8.9	9.2	13.1	17.0	21.5	6.4	9.4	9.2	*5.0	*7.5
13	15.6	6.0	4.0	13.5	18.5	12.4	6.7	6.7	15.3	21.5	8.7	12.7	10.7	*16.0	*20.0	6.4	17.4	12.0	*10.5	*16.0
14	15.6	4.7	2.0	13.5	19.0	12.2	6.7	8.0	11.0	16.8	8.9	12.2	13.1	16.0	20.5	6.8	13.5	13.0	*9.0	*12.0
15	16.0	2.7	4.7	13.3	18.5	12.0	10.0	6.0	*13.0	*18.8	9.1	15.2	11.1	*14.0	*19.5	6.8	13.9	5.0	*6.0	*10.5
16	15.8	4.0	4.0	11.5	16.5	12.0	9.4	6.7	16.0	21.5	9.1	14.7	8.7	*20.0	*28.0	7.4	9.5	16.0	*11.8	*15.8
17	15.6	4.0	2.1	11.0	16.0	12.6	4.0	7.9	15.5	20.0	10.1	10.0	8.0	18.3	25.5	8.4	8.0	23.4	*10.8	*18.3
18	15.6	4.2	2.0	10.0	15.8	13.0	4.0	6.1	13.8	19.8	10.7	8.0	6.2	11.5	17.5	8.4	12.5	15.0	11.0	15.8
19	15.8	3.7	2.0	11.5	17.0	13.2	4.0	3.7	11.5	18.5	11.3	2.1	8.0	11.8	17.0	8.6	10.1	27.4	13.0	20.0
20	15.8	3.7	2.0	12.5	18.0	13.6	2.0	6.1	13.5	18.8	11.5	4.0	7.7	10.5	15.8	8.6	10.0	16.0	9.0	13.0
21	15.8	3.7	2.0	13.5	18.0	13.6	5.6	4.1	13.3	20.3	11.5	4.1	6.1	9.0	15.3	9.0	8.1	6.2	10.5	16.5
22	15.8	2.1	2.0	12.5	17.0	13.6	4.0	7.5	14.0	20.3	11.7	3.6	6.1	11.0	16.5	9.1	6.9	20.6	9.5	15.8
23	15.8	4.0	2.0	12.5	17.3	13.6	4.0	3.5	12.0	18.3	11.7	4.1	4.0	12.5	16.0	9.2	6.3	9.1	10.0	16.0

H. R. L. S. T.	FREQUENCY (Mc)																			
	2.5					5					10					20				
	F _{om}	D _u	D _ℓ	V _{dm}	L _{dm}	F _{om}	D _u	D _ℓ	V _{dm}	L _{dm}	F _{om}	D _u	D _ℓ	V _{dm}	L _{dm}	F _{om}	D _u	D _ℓ	V _{dm}	L _{dm}
00	*54					*52					*37					*21				
01	*57					*52					*38					*21				
02	*58					*48					*31					*21				
03	*52					*64					*41					*21				
04	*54					*64					*32					*21				
05	*54					*64					*37					*21				
06	*50					*58					*38					*23				
07	*44					*50					*48					*22				
08	*46					*46					*37					*25				
09	*50															*23				
10	*40					*32					*33									
11	*40					*32					*33									
12	*40					*36					*33					*23				
13	*42					*36					*35					*25				
14	*43					*36					*47					*23				
15	*43					*36					*45									
16	*50					*55					*51					*23				
17	*53					*59					*51					*23				
18	*54					*60					*51					*23				
19	*56					*66					*46					*23				
20	*54					*60					*51					*21				
21	*56					*60					*37					*22				
22	*60					*48					*37					*21				
23	*54					*51					*36					*21				

 * Fewer than 15 days data on power measurements and no computations made for D_u and D_ℓ.

* Fewer than 7 days data on voltage and logarithmic measurements.

 F_{om} = median value of effective antenna noise in db above ktb.

 D_u = ratio of upper decile to median in db.

 D_ℓ = ratio of median to lower decile in db.

 V_{dm} = median deviation of average voltage in db below mean power.

 L_{dm} = median deviation of average logarithm in db below mean power.

MONTH-HOUR VALUES OF RADIO NOISE

STATION OHIRA, JAPAN

LAT. 35.6 N

LONG. 140.5 E

NOVEMBER 1964

M H R. T.	FREQUENCY (Mc)																			
	.013					.051					.160					.495				
	F _{am}	D _u	D _ℓ	V _{dm}	L _{dm}	F _{am}	D _u	D _ℓ	V _{dm}	L _{dm}	F _{am}	D _u	D _ℓ	V _{dm}	L _{dm}	F _{am}	D _u	D _ℓ	V _{dm}	L _{dm}
00	156	9.1	3.1	11.5	16.0	136	10.2	6.0	14.5	21.0	116	11.0	4.0	*11.8	*18.8	94	13.6	9.0	*10.5	*16.5
01	158	6.2	5.1	11.0	16.0	136	7.5	8.4	14.5	20.5	118	7.0	8.5	*9.5	*16.5	92	16.8	9.0	*7.5	*14.0
02	156	6.0	5.1	*10.0	*14.0	136	6.0	5.5	*13.5	*19.0	116	10.5	6.0	*9.0	*16.0	94	12.4	11.0	*7.5	*11.3
03	156	4.0	3.1	*10.5	*15.3	136	7.3	6.0	13.3	19.8	116	7.8	8.0	*12.5	*19.5	91	12.0	12.0	*13.5	*19.0
04	157	5.9	3.0	*13.5	*19.3	136	6.0	7.8	15.5	23.0	116	6.9	8.0	*15.0	*23.3	91	12.7	12.0	*7.5	*10.5
05	157	5.0	5.0	*13.5	*19.5	135	4.3	7.0	16.5	23.3	112	8.0	9.4	15.0	22.8	85	14.0	14.0	*16.8	*22.0
06	156	4.7	4.7	11.5	17.5	124	10.6	6.6	*15.5	*21.0	97	18.5	9.9	*17.5	*25.0	72	24.1	12.3	*11.0	*16.5
07	152	4.7	4.0	*12.5	*18.0	120	13.3	7.3	*12.8	*17.8	95	17.9	15.9	*10.0	*12.0	65	26.7	5.4	*4.0	*7.0
08	154	4.9	2.0	*13.3	*19.0	113	17.6	5.9	*14.5	*18.5	88	26.3	13.1	*10.0	*11.5	71	16.8	10.0	*4.0	*6.3
09	154	6.0	4.0	*14.3	*20.8	119	12.6	11.1	*15.0	*22.0	88	25.1	8.3	*6.5	*9.0	*71				
10	*152			*15.0	*20.0	*118			*18.5	*25.5	88	14.6	10.1	*5.0	*7.5	73	15.8	11.6	*7.0	*9.5
11	154	5.5	4.0	14.8	20.0	116	15.5	4.0	*16.0	*24.0	91	20.3	16.3	*16.5	*21.0	68	17.4	9.0	*7.5	*11.0
12	154	4.0	3.3	13.8	19.0	118	8.0	6.0	*14.0	*21.0	90	12.0	13.3	*18.0	*23.5	65	24.4	5.5	*5.0	*8.5
13	154	4.0	4.0	13.3	18.0	116	12.0	2.1	*12.5	*19.0	86	23.5	11.5	*15.5	*17.0	69	18.0	8.0	*3.5	*6.0
14	156	2.0	5.3	12.8	18.5	118	13.8	6.0	*14.5	*20.5	82	19.9	5.6	*6.5	*9.0	73	14.2	12.1	*2.8	*7.3
15	156	2.0	6.0	12.5	17.5	113	19.2	3.1	*14.5	*19.5	86	23.9	4.0			77	12.0	14.0	*3.3	*8.5
16	156	2.7	4.7	11.5	17.0	114	16.4	5.6	*14.8	*20.5	98	12.6	12.6	*17.5	*25.3	75	17.3	4.0	*16.3	*20.5
17	154	4.0	4.0	12.5	17.5	120	15.8	4.0	*13.3	*18.5	100	14.9	6.0	*10.0	*18.0	83	15.1	6.0	15.0	22.5
18	156	4.0	5.1	12.5	18.0	126	12.0	4.0	*14.3	*20.5	108	9.4	8.0	13.0	21.0	87	12.6	8.3	*11.8	*18.0
19	156	4.7	6.0	12.5	18.5	130	10.0	7.0	13.8	20.0	108	12.3	4.0	11.5	17.0	87	14.5	4.5	10.5	18.0
20	156	6.0	4.0	12.8	18.8	132	7.8	6.9	13.5	20.5	110	10.9	2.9	9.8	15.8	89	15.0	8.0	*9.0	*19.0
21	156	4.3	4.8	13.0	18.0	132	10.0	8.5	*12.5	*21.0	112	12.5	5.0	11.3	17.5	93	16.3	10.0	9.0	15.0
22	156	6.0	7.4	11.8	17.5	132	11.1	2.0	14.3	21.3	116	9.4	6.7	11.8	18.0	95	15.8	14.9	10.0	16.0
23	156	6.0	6.7	12.0	16.5	136	6.7	11.4	14.8	21.0	116	12.3	6.3	12.0	18.5	91	19.0	6.0	10.5	15.8

H R. T.	FREQUENCY (Mc)																			
	2.5					5					10					20				
	F _{am}	D _u	D _ℓ	V _{dm}	L _{dm}	F _{am}	D _u	D _ℓ	V _{dm}	L _{dm}	F _{am}	D _u	D _ℓ	V _{dm}	L _{dm}	F _{am}	D _u	D _ℓ	V _{dm}	L _{dm}
00	60	14.8	4.0			*55					*32					*21				
01	*60					*57					*34					*19				
02	*61					54	4.8	8.2			*37					21	2.3	2.3		
03	*62					66	4.4	25.6	*4.0	*9.0	*41					*21				
04	*59			*12.0	*17.5	*66					*35			*4.0	*7.0	21	4.0	2.0		
05	*64					64	8.1	16.3			*37					*23				
06	60	10.0	10.3			64	8.3	11.6			*39					23	2.0	2.0		
07	*58					58	6.3	22.8			*45					*23				
08	*52					*56			*7.5	*12.0	*45			*2.0	*5.0	*25				
09	*47					*49					*43					*25			*1.0	*3.0
10	*43			*5.5	*8.0	*43			*5.5	*7.5	*39					*25				
11	*42			*5.5	*8.0	*42			*8.3	*13.3	*38			*1.5	*5.0	*25			*1.0	*3.0
12	*47			*7.3	*11.3	*40			*8.0	*12.0	*39			*5.5	*7.5	*25			*1.5	*3.5
13	42	10.6	8.3	*6.0	*9.0	*44					*41			*2.5	*5.0	*25				
14	*43			*12.5	*17.0	*50			*6.0	*10.0	*43			*2.8	*5.5	*25			*3.0	*4.0
15	46	3.4	6.6	*9.0	*13.5	*63			*5.5	*10.5	*49					*25			*1.0	*3.0
16	*44					*65					*47			*2.0	*4.5	*23			*1.0	*3.0
17	*54			*7.5	*11.5	*65			*5.5	*10.0	*42			*2.0	*4.5	23	2.0	2.1	*1.3	*3.0
18	*58			*6.5	*11.8	*66			*6.5	*12.5	*43			*4.0	*5.5	*23			*1.0	*3.5
19	58	10.0	6.0			63	10.6	8.6			*49					*23			*1.0	*2.5
20	58	11.7	3.9			68	5.9	16.4	*4.5	*11.0	*46			*2.0	*5.0	*23			*0.5	*2.0
21	60	10.0	3.1	*9.5	*14.5	64	7.7	22.6	*3.5	*8.5	*35			*9.5	*13.0	21	5.3	0.2	*13.5	*16.0
22	63	10.9	7.2	*7.3	*11.8	54	8.6	10.5	*4.8	*8.3	*35			*1.0	*4.0	*21				
23	58	16.3	13.7	*7.5	*13.5	54	7.9	3.6	*5.5	*10.0	*34			*2.0	*5.0	*21				

* Fewer than 15 days data on power measurements and no computations made for D_u and D_ℓ.

* Fewer than 7 days data on voltage and logarithmic measurements.

F_{am} = median value of effective antenna noise in db above ktb.

D_u = ratio of upper decile to median in db.

D_ℓ = ratio of median to lower decile in db.

V_{dm} = median deviation of average voltage in db below mean power.

L_{dm} = median deviation of average logarithm in db below mean power.

MONTH-HOUR VALUES OF RADIO NOISE

STATION PRETORIA, S. AFR

LAT. 25.8 S

LONG. 28.3 E

SEPTEMBER 1964

H R T.	FREQUENCY (Mc)																			
	.013					.051					.160					.495				
	F _{om}	D _u	D _l	V _{dm}	L _{dm}	F _{om}	D _u	D _l	V _{dm}	L _{dm}	F _{om}	D _u	D _l	V _{dm}	L _{dm}	F _{om}	D _u	D _l	V _{dm}	L _{dm}
00	156	4.0	2.6			*127					105	4.0	6.8			88	8.0	6.0		
01	156	2.0	2.6			*127					105	4.0	6.3			90	4.0	7.1		
02	156	2.0	2.8			128	4.0	6.3			105	4.3	6.6			* 90				
03	156	2.3	2.8			128	4.0	6.0			103	4.0	6.6			90	2.3	4.6		
04	156	2.3	2.8			128	2.3	4.3			101	4.0	5.1			90	4.3	14.3		
05	154	4.0	2.3			*127					* 97					* 80				
06	*153					118	6.3	6.0			87	4.3	2.3			62	4.3	2.3		
07	150	6.0	2.3			112	4.3	4.3			89	2.3	6.0			* 62				
08	*150					*109					* 85					* 63				
09	*148					*108					87	4.0	2.1			65	3.4	3.0		
10	148	2.2	2.1			110	6.1	4.0			87	2.2	4.1			64	4.0	4.0		
11	149	2.7	3.1			112	8.1	5.2			85	6.9	4.0			64	2.1	3.6		
12	150	6.0	2.1			116	6.1	6.1			87	5.2	4.1			64	4.3	6.0		
13	154	5.5	4.0			120	11.9	7.5			85	6.4	4.0			64	3.5	4.0		
14	156	4.1	2.1			122	4.0	7.9			85	8.9	4.4			64	2.6	6.0		
15	158	2.1	3.7			124	5.9	7.6			85	11.8	4.4			64	10.2	4.0		
16	160	1.6	4.1			122	7.5	4.0			85	19.9	4.0			64	11.9	5.5		
17	158	2.0	2.0			120	7.5	6.0			87	13.9	6.0			65	17.5	4.8		
18	156	4.0	2.0			120	6.0	7.5			91	9.0	6.0			80	11.5	4.0		
19	158	2.0	4.0			126	4.0	5.6			99	4.0	6.0			88	7.5	5.5		
20	156	4.0	2.0			126	5.5	5.5			101	7.0	5.5			88	9.0	10.4		
21	156	2.0	3.5			126	4.0	6.0			101	7.0	4.0			88	7.5	7.5		
22	156	3.5	3.5			126	4.1	4.1			101	5.7	3.6			88	8.1	8.0		
23	156	2.2	2.4			126	4.1	5.7			103	4.1	4.3			89	7.1	9.2		

H R T.	FREQUENCY (Mc)																			
	2.5					5					10					20				
	F _{om}	D _u	D _l	V _{dm}	L _{dm}	F _{om}	D _u	D _l	V _{dm}	L _{dm}	F _{om}	D _u	D _l	V _{dm}	L _{dm}	F _{om}	D _u	D _l	V _{dm}	L _{dm}
00	64	6.3	4.1			* 56					33	8.0	2.3			22	2.0	2.0		
01	64	7.9	2.6			* 54					32	7.1	4.9			22	2.0	2.2		
02	64	6.3	4.5			56	4.3	6.3			31	6.3	4.0			22	2.0	2.0		
03	66	5.9	6.3			58	2.6	9.4			* 30					22	2.0	2.0		
04	66	3.9	6.4			56	4.2	4.0			30	3.2	4.7			20	4.0	0.2		
05	64	4.3	6.3			* 54					* 29					20	4.3	0.3		
06	53	6.7	7.1			* 50					* 37					20	4.3	2.0		
07	47	3.8	4.9			39	11.2	2.9			33	6.0	4.0			24	2.0	4.3		
08	* 46					* 36					* 29					* 24				
09	* 46					* 35					27	9.5	2.1			24	2.0	2.8		
10	48	2.0	4.0			34	5.8	3.7			27	4.4	6.8			24	2.1	3.8		
11	46	3.5	4.0			34	4.0	6.0			27	4.0	2.0			24	3.5	2.7		
12	47	2.7	3.1			34	10.9	5.6			27	5.9	2.1			24	3.6	2.8		
13	48	3.7	3.7			34	13.4	5.7			29	8.9	4.0			26	1.6	2.8		
14	48	4.1	2.1			34	14.3	4.1			31	8.8	2.1			26	3.6	3.9		
15	46	5.8	2.1			34	20.2	3.7			35	7.7	4.0			28	3.6	3.9		
16	48	9.0	2.1			36	21.6	2.0			39	9.6	2.0			28	3.6	3.8		
17	50	13.4	3.6			46	12.1	6.1			41	6.1	2.0			30	0.1	7.6		
18	60	13.2	5.7			52	9.9	4.2			43	3.7	3.6			26	5.6	2.0		
19	66	11.6	4.2			54	8.1	5.6			43	4.4	4.4			24	5.6	1.9		
20	66	9.3	4.1			52	8.0	1.7			41	2.2	4.1			24	2.0	4.0		
21	66	6.2	5.6			54	6.0	3.9			35	6.1	2.3			22	3.6	2.0		
22	64	9.5	4.1			54	4.1	5.6			33	6.1	1.9			24	2.0	4.0		
23	62	10.0	2.3			54	8.0	2.3			37	2.1	5.7			24				

* Fewer than 15 days data on power measurements and no computations made for D_u and D_l.

* Fewer than 7 days data on voltage and logarithmic measurements.

F_{om} = median value of effective antenna noise in db above ktb

D_u = ratio of upper decile to median in db.

D_l = ratio of median to lower decile in db.

V_{dm} = median deviation of average voltage in db below mean power.

L_{dm} = median deviation of average logarithm in db below mean power.

MONTH-HOUR VALUES OF RADIO NOISE

STATION PRETORIA, S. AFR

LAT. 25.8 S

LONG. 28.3 E

OCTOBER 1964

M.O.	H.R.	FREQUENCY (Mc)																			
		.013					.051					.160					.495				
		F _{am}	D _u	D _l	V _{dm}	L _{dm}	F _{am}	D _u	D _l	V _{dm}	L _{dm}	F _{am}	D _u	D _l	V _{dm}	L _{dm}	F _{am}	D _u	D _l	V _{dm}	L _{dm}
00		162	7.1	6.0			139	9.3	11.8			118	16.0	9.0			103	6.0	9.5		
01		160	7.1	5.1			137	8.0	10.0			117	8.0	11.1			103	5.1	13.1		
02		160	4.0	6.0			137	8.0	10.0			113	11.1	8.0			99	8.0	12.0		
03		160	6.0	7.1			135	8.0	8.0			113	8.0	11.1			99	6.0	13.1		
04		160	6.0	6.0			133	11.1	8.0			107	12.2	8.0			93	11.2	8.0		
05		158	7.1	5.1			129	13.1	6.0			97	22.0	9.1			73	25.1	9.1		
06		154	9.1	3.1			123	16.0	8.0			94	21.0	12.3			65	22.0	5.1		
07		154	11.1	4.0			121	17.1	11.1			95	19.1	12.0			65	28.6	4.0		
08		154	20.6	4.0			119	22.3	9.9			91	23.1	9.1			65	29.4	4.0		
09		154	10.2	5.1			121	19.1	12.6			96	19.5	13.1			65	45.0	6.0		
10		154	13.2	6.0			123	24.2	15.1			91	38.2	10.0			65	38.3	5.6		
11		156	6.0	7.1			125	18.0	14.0			95	29.1	12.2			67	37.6	4.0		
12		160	7.3	8.0			131	15.1	10.0			107	22.9	16.1			87	16.4	22.1		
13		163	7.0	7.0			137	15.0	7.5			116	12.7	20.8			94	24.3	29.0		
14		166	7.1	7.1			141	14.0	8.2			123	15.1	23.1			97	22.0	25.1		
15		168	5.1	8.0			143	8.0	10.0			123	10.0	21.2			99	19.2	24.0		
16		168	6.0	6.2			143	10.0	11.1			123	11.1	14.0			99	17.1	16.2		
17		168	6.0	6.0			143	10.0	10.0			123	12.0	14.0			101	18.0	18.0		
18		168	8.0	8.0			145	10.0	13.1			125	13.1	17.1			107	13.1	12.0		
19		168	9.1	8.0			145	14.0	13.1			125	12.2	14.2			107	14.2	8.0		
20		168	6.0	8.0			143	11.1	9.1			121	14.0	10.0			109	8.0	8.0		
21		166	6.0	9.3			143	7.3	10.0			123	9.3	10.0			107	7.3	8.6		
22		165	5.0	8.3			141	7.3	9.3			122	6.3	10.3			106	7.0	7.6		
23		162	7.3	5.3			138	8.3	9.0			121	5.3	13.3			105	6.0	9.5		

M.O.	H.R.	FREQUENCY (Mc)																			
		2.5					5					10					20				
		F _{am}	D _u	D _l	V _{dm}	L _{dm}	F _{am}	D _u	D _l	V _{dm}	L _{dm}	F _{am}	D _u	D _l	V _{dm}	L _{dm}	F _{am}	D _u	D _l	V _{dm}	L _{dm}
00		75	10.0	6.0			61	7.5	7.5			42	15.9	6.0			22	6.0	1.5		
01		75	6.0	8.0			61	4.0	7.5			43	6.3	8.3			22	2.0	2.0		
02		73	7.1	7.1			59	7.5	6.0			40	7.3	6.0			22	2.0	2.0		
03		75	4.0	9.1			59	6.0	4.0			38	5.3	4.0			22	2.0	2.0		
04		75	5.1	12.2			59	6.0	5.3			36	4.0	2.0			22	2.0	2.0		
05		72	5.6	9.0			59	4.0	4.0			40	6.0	4.0			22	2.0	2.0		
06		57	16.0	5.3			55	10.0	8.0			42	8.0	4.0			22	2.0	2.0		
07		51	20.3	5.9			46	18.3	8.3			40	10.6	6.0			23	3.0	3.0		
08		51	29.1	4.0			43	11.1	10.0			36	10.9	6.0			24	2.0	3.5		
09		51	9.3	4.0			39	16.6	8.0			36	11.5	6.0			24	9.3	3.3		
10		50	24.7	3.0			39	25.3	6.1			36	12.4	6.0			24	3.1	2.0		
11		51	20.2	3.1			39	12.0	6.0			36	12.6	7.3			24	5.3	0.0		
12		51	23.2	4.0			41	18.2	8.0			38	12.0	8.0			26	4.0	2.0		
13		57	25.1	8.0			45	20.5	9.6			42	12.0	8.1			28	16.6	4.0		
14		57	27.9	8.0			49	25.1	10.0			46	18.3	9.1			30	19.9	4.0		
15		65	31.3	15.3			55	19.8	9.3			48	15.7	6.0			32	10.0	4.0		
16		67	23.5	14.0			61	10.8	8.1			52	6.0	4.0			32	6.0	3.1		
17		71	17.1	10.0			64	6.3	7.6			54	4.0	4.0			34	7.1	5.1		
18		79	9.5	8.0			69	8.0	7.3			56	8.0	8.0			32	10.0	5.1		
19		83	9.1	9.1			69	10.0	7.1			54	9.3	5.3			28	21.1	3.1		
20		83	11.1	8.0			67	11.8	6.0			50	12.0	6.0			26	19.8	2.0		
21		82	6.3	8.3			63	8.0	5.5			49	12.3	7.0			25	10.3	3.0		
22		80	6.3	7.0			63	5.5	5.5			46	8.4	7.7			24	5.3	2.0		
23		79	6.0	8.0			61	8.0	7.3			45	7.0	6.6			23	8.3	3.0		

* Fewer than 15 days data on power measurements and no computations made for D_u and D_l.

* Fewer than 7 days data on a voltage and logarithmic measurements.

F_{am} = median value of effective antenna noise in db above ktb.

D_u = ratio of upper decile to median in db.

D_l = ratio of median to lower decile in db.

V_{dm} = median deviation of average voltage in db below mean power.

L_{dm} = median deviation of average logarithm in db below mean power.

MONTH-HOUR VALUES OF RADIO NOISE

STATION PRETORIA, S. AFR

LAT. 25.8 S

LONG. 28.3 E

NOVEMBER 1964

H. R. T.	FREQUENCY (Mc)																			
	.013					.051					.160					.495				
	F _{om}	D _u	D _l	V _{dm}	L _{dm}	F _{om}	D _u	D _l	V _{dm}	L _{dm}	F _{om}	D _u	D _l	V _{dm}	L _{dm}	F _{om}	D _u	D _l	V _{dm}	L _{dm}
00	161	8.0	4.0			139	10.0	6.0			117	11.5	8.0			104	8.3	7.6		
01	161	5.5	3.5			139	8.0	8.0			117	7.5	10.0			102	6.0	8.0		
02	161	4.0	4.0			137	6.0	7.5			113	11.5	9.5			100	7.7	8.0		
03	159	6.0	4.0			135	7.5	7.5			112	9.1	9.0			99	7.1	9.0		
04	159	5.5	5.5			133	8.0	5.8			107	14.0	6.0			92	11.7	10.1		
05	159	4.0	6.0			129	8.0	9.5			96	13.1	11.1			70	23.9	10.0		
06	155	6.0	5.5			125	10.0	10.0			94	17.0	13.0			62	19.7	3.6		
07	155	6.1	6.0			123	12.1	13.6			91	19.7	13.6			63	14.8	5.1		
08	155	6.2	8.0			120	13.0	9.5			87	18.6	11.3			62	17.4	5.1		
09	151	10.0	4.0			121	10.9	12.9			89	16.0	9.5			63	19.1	6.6		
10	153	8.0	5.5			127	7.8	17.6			97	17.9	17.9			65	33.5	8.6		
11	157	7.5	8.0			129	12.0	15.0			97	24.0	12.0			71	32.3	14.6		
12	161	6.1	6.1			135	10.0	11.5			110	18.4	21.1			88	17.3	28.1		
13	163	7.6	5.6			137	13.6	6.1			116	14.7	17.1			94	12.1	26.2		
14	167	6.0	6.0			142	10.9	9.0			119	15.9	19.8			98	14.3	30.2		
15	167	8.0	4.1			145	10.1	12.0			125	10.1	20.7			96	26.0	26.0		
16	167	9.6	4.1			148	9.1	13.1			125	12.0	19.6			100	15.8	30.9		
17	169	8.0	7.5			147	6.0	13.5			123	12.0	20.0			100	12.9	29.8		
18	167	8.0	8.0			145	9.0	13.5			123	11.5	15.5			100	12.0	14.7		
19	168	5.0	10.2			143	10.0	7.5			123	9.5	11.5			102	10.0	10.0		
20	165	8.1	5.7			143	11.0	6.0			121	12.0	10.0			104	13.7	8.2		
21	166	6.7	7.1			141	11.7	8.1			120	13.1	8.7			106	8.5	9.9		
22	163	13.5	6.0			139	12.0	8.0			119	10.0	13.5			104	8.0	8.3		
23	163	7.5	6.0			141	9.5	12.0			117	11.6	9.7			102	8.0	8.1		

H. R. T.	FREQUENCY (Mc)																			
	2.5					5					10					20				
	F _{om}	D _u	D _l	V _{dm}	L _{dm}	F _{om}	D _u	D _l	V _{dm}	L _{dm}	F _{om}	D _u	D _l	V _{dm}	L _{dm}	F _{om}	D _u	D _l	V _{dm}	L _{dm}
00	79	4.7	8.7			63	7.0	7.5			45	6.8	6.0			21	7.7	2.0		
01	77	4.0	8.0			62	6.0	4.3			43	4.0	4.3			21	2.3	2.0		
02	77	2.0	6.0			62	4.0	4.7			43	6.0	10.0			21	2.3	2.0		
03	75	4.0	6.9			62	2.5	6.5			39	6.7	4.7			21	2.8	2.0		
04	73	6.0	9.1			62	2.3	6.0			37	12.0	4.0			21	4.8	2.0		
05	67	10.3	9.1			60	4.0	4.6			45	4.0	5.4			21	4.0	2.0		
06	57	10.7	8.7			56	8.0	10.3			43	6.3	3.4			21	2.3	0.3		
07	50	7.5	7.0			48	10.0	6.6			41	8.3	6.0			21	4.0	0.0		
08	47	6.6	4.0			43	8.3	7.0			39	5.7	7.7			23	2.2	2.0		
09	45	4.1	2.0			40	4.2	8.0			35	10.0	4.0			23	2.0	2.0		
10	47	12.5	4.2			38	10.3	6.0			36	8.9	7.0			23	2.0	2.0		
11	47	19.8	4.0			40	8.4	7.9			37	10.0	8.0			25	3.7	2.1		
12	49	21.4	6.0			44	12.7	10.1			41	6.8	8.0			27	6.0	2.1		
13	57	21.8	12.0			50	12.3	16.0			45	6.3	6.3			29	4.1	2.2		
14	62	18.6	15.1			54	14.3	14.3			47	12.0	4.5			31	10.3	4.1		
15	63	23.2	17.1			57	13.5	15.5			52	5.4	6.9			33	10.5	5.9		
16	73	14.0	24.7			63	9.5	13.5			55	8.0	8.0			33	7.0	4.0		
17	75	18.3	22.3			64	8.0	8.7			55	2.6	6.3			33	8.5	4.0		
18	79	8.7	14.7			68	8.0	8.0			55	8.0	4.3			31	8.9	6.0		
19	81	8.3	8.0			68	4.5	6.0			53	6.0	6.0			29	8.3	6.0		
20	81	6.7	7.4			66	6.3	4.0			51	8.0	4.3			25	12.0	2.0		
21	81	10.0	8.0			65	6.9	6.0			47	17.0	2.5			23	16.3	2.0		
22	79	6.6	6.6			64	6.6	6.6			45	6.3	6.0			23	2.3	2.0		
23	78	5.0	7.0			60	8.3	4.0			43	6.5	5.0			21	2.5	0.5		

* Fewer than 15 days data on power measurements and no computations made for D_u and D_l.

* Fewer than 7 days data on voltage and logarithmic measurements.

F_{om} = median value of effective antenna noise in db above ktb.

D_u = ratio of upper decile to median in db.

D_l = ratio of median to lower decile in db.

V_{dm} = median deviation of overage voltage in db below mean power.

L_{dm} = median deviation of overage logarithm in db below mean power.

MONTH-HOUR VALUES OF RADIO NOISE

STATION 540 JOSF. BRAZIL

LAT. 23.3 S

LONG. 45.8 W

SEPTEMBER 1964

H.R. LST T.	FREQUENCY (Mc)																			
	.051					.113					.246					.545				
	F _{am}	D _u	D _ℓ	V _{dm}	L _{dm}	F _{am}	D _u	D _ℓ	V _{dm}	L _{dm}	F _{am}	D _u	D _ℓ	V _{dm}	L _{dm}	F _{am}	D _u	D _ℓ	V _{dm}	L _{dm}
00	137	10.0	8.0	7.8	12.3	116	10.8	6.5	6.5	11.0	105	8.0	8.0	5.5	8.5	90	8.0	4.0	5.0	8.0
01	137	8.0	8.0	7.5	12.0	118	9.3	8.0	7.8	13.5	103	9.3	8.0	7.0	12.5	90	6.0	6.0	5.0	8.5
02	133	7.0	9.0	9.0	14.5	116	8.8	6.5	7.0	12.0	105	6.0	10.0	9.0	13.5	90	7.6	6.1	5.0	8.0
03	134	6.0	7.8	7.5	12.5	116	9.7	6.1	5.8	11.0	102	9.1	8.2	6.0	11.5	90	6.2	6.2	5.5	9.8
04	132	8.1	6.1	9.0	14.0	116	8.1	6.1	7.0	12.0	101	7.7	6.1	6.0	11.0	90	6.1	7.7	5.0	9.0
05	134	5.7	8.1	9.5	16.0	114	9.6	6.0	6.0	9.5	99	5.9	8.2	7.5	12.8	89	5.1	11.1	5.0	9.0
06	128	7.2	8.0	7.5	11.3	100	12.4	8.5	* 6.0	* 10.5	81	10.1	6.0	8.3	10.8	88	4.1	6.1	* 6.0	* 10.8
07	122	12.1	12.0	10.5	17.0	97	14.6	7.0	6.0	8.5	79	14.5	5.8	6.0	9.5	90	3.6	4.0	* 4.0	* 9.0
08	126	12.2	12.0	9.8	14.8	99	14.7	8.2	6.3	9.8	81	15.9	4.3	* 5.5	* 9.0	88	4.2	4.0	* 6.0	* 12.5
09	124	10.5	14.0	* 5.5	* 11.0	98	14.6	8.0	* 5.5	* 9.5	81	10.3	4.0	8.0	12.0	88	8.0	7.5	* 5.5	* 11.0
10	124	8.1	14.1	9.0	14.3	96	15.5	5.5	* 8.3	* 12.3	81	11.0	4.0	7.5	10.8	92	3.7	6.0	* 6.0	* 10.5
11	127	7.4	16.9	* 3.3	* 9.5	100	14.0	8.2	* 6.3	* 11.3	82	9.5	5.0	8.5	12.5	88	5.7	3.6	* 7.3	* 12.8
12	124	12.0	16.0	10.3	15.8	100	12.2	10.1	7.8	10.5	79	14.0	2.0	8.5	13.0	90	2.0	5.3	* 7.0	* 14.0
13	126	10.6	14.0	8.5	13.3	100	15.0	8.0	7.8	10.3	81	13.5	4.0	* 9.3	* 12.5	88	5.9	6.3	5.0	9.0
14	128	8.5	10.2	8.0	11.5	102	17.6	7.9	8.5	13.5	81	19.9	4.0	7.8	10.5	90	4.0	6.0	* 6.0	* 12.5
15	128	13.5	7.5	5.5	9.5	104	21.5	9.5	5.0	8.0	83	26.3	5.9	* 7.5	* 12.0	90	8.2	6.2	* 5.5	* 9.5
16	130	14.1	6.4	6.5	10.5	108	19.6	12.3	5.0	7.5	85	27.6	6.1	8.8	11.5	90	11.0	4.0	7.5	12.5
17	128	18.0	9.3	6.0	9.0	107	22.8	12.3	5.5	8.0	85	26.6	6.0	8.5	12.3	84	15.8	6.0	7.0	11.5
18	128	17.3	11.3	7.0	11.0	108	21.3	10.0	9.3	14.5	95	21.1	9.3	7.5	13.0	88	15.3	8.0	5.5	8.5
19	132	16.0	10.0	6.5	11.0	114	18.0	8.6	6.5	10.5	101	15.5	8.0	6.0	9.0	90	11.6	5.6	5.5	8.0
20	132	13.6	9.2	7.3	12.0	117	10.7	8.6	6.0	9.5	107	10.0	12.0	6.0	10.0	92	10.0	5.5	5.0	8.0
21	132	13.6	7.7	6.0	9.5	119	11.9	9.1	6.0	9.8	105	11.5	9.5	6.3	10.3	92	7.6	5.6	4.5	7.0
22	132	9.5	8.0	6.5	9.5	116	11.7	6.1	5.5	8.5	105	7.5	8.0	5.5	9.8	92	7.7	7.6	5.8	8.5
23	132	8.0	8.0	8.0	12.3	116	8.1	6.1	7.0	11.0	105	7.6	7.6	6.0	10.8	92	5.5	6.0	5.8	9.0

H.R. LST T.	FREQUENCY (Mc)																			
	2.5					5					10					20				
	F _{am}	D _u	D _ℓ	V _{dm}	L _{dm}	F _{am}	D _u	D _ℓ	V _{dm}	L _{dm}	F _{am}	D _u	D _ℓ	V _{dm}	L _{dm}	F _{am}	D _u	D _ℓ	V _{dm}	L _{dm}
00	63	8.0	9.5	5.0	10.0	71	2.0	5.3	4.0	7.0	39	6.0	5.3	6.3	8.8	24	5.3	2.0	* 2.5	* 3.5
01	62	9.6	7.0	4.5	10.8	57	9.3	8.0	5.0	9.0	37	7.6	5.3	4.5	7.5	24	4.0	2.0	1.5	3.3
02	63	11.3	10.0	4.5	9.0	57	7.3	8.0	4.0	6.8	37	6.0	5.3	5.0	7.5	24	4.0	2.0	2.0	3.5
03	61	10.0	9.0	5.5	10.0	57	6.1	11.7	4.5	8.0	33	12.0	3.6	3.5	6.0	24	2.1	2.0	1.5	3.0
04	61	10.1	9.3	5.0	8.5	53	9.5	8.0	5.0	8.5	31	10.1	2.0	2.5	4.5	23	2.6	2.6	* 1.5	* 3.0
05	61	10.3	11.7	* 4.0	* 7.0	53	17.3	8.0	4.5	7.5	31	16.9	2.0	* 3.3	* 5.3	22	3.6	0.0	* 1.5	* 3.0
06	58	11.2	6.9	* 5.0	* 8.5	67	4.1	15.7	* 5.5	* 9.0	39	10.0	4.1	* 5.0	* 7.5	22	4.1	1.7	* 1.5	* 3.0
07	49	10.0	6.0	5.0	10.0	61	3.7	4.3	* 5.3	* 9.5	39	8.0	8.0	5.5	9.0	24	6.0	2.0	* 2.0	* 4.0
08	39	10.3	4.0	4.0	7.5	55	4.1	5.2	* 5.3	* 10.0	35	13.0	6.2	* 6.0	* 10.0	24	4.0	2.0	* 2.0	* 4.5
09	35	9.1	2.0	* 4.5	* 7.3	49	6.0	6.0	* 6.3	* 12.3	35	10.7	6.0	* 6.5	* 9.5	24	4.0	2.0	* 2.0	* 3.3
10	35	2.0	4.0	4.0	6.0	45	4.0	6.0	6.0	9.0	33	12.1	4.0	* 5.5	* 8.3	26	4.3	4.0	3.5	5.0
11	33	3.8	2.0	* 3.8	* 6.0	45	4.0	6.7	* 5.5	* 11.5	33	11.7	5.7	* 7.5	* 12.0	26	4.1	4.0	2.5	4.0
12	33	8.0	3.5	4.0	5.5	41	5.9	8.0	* 5.0	* 9.0	31	12.0	4.0	* 5.5	* 8.8	26	2.5	4.0	* 2.0	* 4.0
13	33	11.1	2.3	4.0	6.0	42	5.2	5.3	* 5.5	* 10.5	35	8.1	6.0	7.0	10.5	28	2.0	4.0	3.3	5.8
14	33	3.3	2.0	4.0	6.0	44	7.0	6.8	* 7.5	* 13.0	39	6.5	6.0	5.8	9.3	28	6.0	4.7	2.5	4.5
15	35	12.0	2.0	* 4.5	* 7.3	47	8.6	4.0	* 6.0	* 12.0	39	12.0	6.0	6.0	9.5	30	4.0	3.4	3.0	5.3
16	40	21.0	3.9	* 5.8	* 9.5	55	4.0	6.7	* 6.3	* 9.5	43	8.0	6.3	5.5	9.5	32	3.9	5.9	* 4.3	* 6.0
17	49	19.2	6.1	* 4.8	* 8.0	63	6.1	5.7	4.5	8.5	43	9.7	4.0	4.5	7.5	30	5.9	3.7	3.5	5.5
18	58	15.3	8.7	6.0	10.0	65	6.0	6.1	5.0	9.0	45	7.9	7.5	5.0	8.0	30	5.7	4.0	3.5	5.5
19	63	11.7	10.1	5.0	8.3	66	5.1	8.7	* 6.0	* 11.3	43	7.9	5.7	4.0	6.5	30	3.9	3.9	* 3.5	* 6.0
20	65	9.6	8.0	5.0	8.0	69	4.0	5.7	* 7.0	* 11.5	43	8.0	5.7	5.0	7.5	28	4.2	4.0	3.3	5.3
21	63	12.0	6.3	4.3	7.8	67	6.0	6.3	* 4.5	* 8.0	43	6.0	7.7	5.0	8.0	26	4.1	2.2	3.0	4.3
22	63	7.6	8.0	6.0	9.5	71	4.3	8.3	* 5.0	* 9.0	40	5.2	5.4	5.0	8.0	24	4.0	0.1	2.0	3.5
23	61	8.0	8.1	5.5	9.5	71	6.0	6.0	* 5.5	* 7.5	39	6.0	7.5	5.8	9.0	24	4.0	2.0	2.0	3.0

 * Fewer than 15 days data on power measurements and no computations made for D_u and D_ℓ.

* Fewer than 7 days data on voltage and logarithmic measurements.

 F_{am} = median value of effective antenna noise in db above ktb.

 D_u = ratio of upper decile to median in db.

 D_ℓ = ratio of median to lower decile in db.

 V_{dm} = median deviation of average voltage in db below mean power.

 L_{dm} = median deviation of average logarithm in db below mean power.

MONTH-HOUR VALUES OF RADIO NOISE

STATION SAO JOSE, BRAZIL

LAT. 23.3 S

LONG. 45.8 W

OCTOBER 1964

H.R. L.S.T.	FREQUENCY (Mc)																			
	.051					.113					.246					.545				
	F _{om}	D _u	D _ℓ	V _{dm}	L _{dm}	F _{om}	D _u	D _ℓ	V _{dm}	L _{dm}	F _{om}	D _u	D _ℓ	V _{dm}	L _{dm}	F _{om}	D _u	D _ℓ	V _{dm}	L _{dm}
00	134	9.0	6.5	7.0	12.0	121	6.5	6.5	5.5	10.0	111	6.0	6.5	6.0	10.5	96	6.0	7.5	5.0	8.3
01	134	7.5	6.5	7.0	12.0	120	8.0	6.0	6.3	10.8	110	7.0	7.5	5.5	10.0	95	6.5	6.5	4.8	8.0
02	134	9.0	6.7	6.8	11.8	121	6.5	7.4	6.8	11.5	109	6.7	9.4	6.0	10.0	95	4.5	7.0	4.5	7.5
03	134	10.2	8.5	8.0	13.5	120	7.0	10.0	7.0	12.0	109	7.0	11.0	5.5	10.5	93	7.4	7.0	5.0	9.0
04	135	9.7	10.0	7.3	13.0	118	8.4	9.5	6.0	10.5	107	9.0	11.0	6.3	11.8	92	7.5	7.5	5.0	8.5
05	133	8.4	9.0	8.0	14.0	111	12.0	7.7	* 7.3	*12.5	91	10.7	6.7	* 7.5	*13.8	86	5.5	3.5	6.0	10.5
06	127	10.9	13.0	8.0	12.5	104	14.0	12.4	10.0	13.0	85	11.2	8.0	* 8.0	*13.8	89	4.7	6.7	* 4.8	*10.0
07	125	9.0	9.0	7.5	11.5	104	9.9	8.8	7.3	11.0	83	12.0	4.7	* 6.8	*11.0	91	2.7	4.0	* 6.3	*13.5
08	126	13.4	10.0	5.0	8.0	104	10.3	7.0	* 6.8	*10.5	83	12.8	6.0	* 7.3	*10.3	91	4.0	4.7	* 6.5	*11.5
09	126	8.0	9.4	* 4.5	* 7.8	103	8.7	6.0	* 8.0	*13.0	83	12.3	4.0	* 9.0	*14.5	89	11.5	6.0	* 3.5	* 6.5
10	128	10.2	10.0	* 7.3	*12.0	105	9.0	8.1	*10.0	*16.0	85	14.5	6.0	* 6.8	* 9.3	91	8.8	4.0	* 5.0	* 9.0
11	128	11.4	6.3	5.3	11.3	107	17.8	8.1	6.5	10.5	87	30.3	6.0	6.5	10.5	91	9.6	7.6	* 4.5	* 8.5
12	130	15.0	4.0	6.8	12.0	107	19.1	8.0	7.5	13.3	85	27.9	7.7	* 5.5	* 8.8	89	8.1	6.0	* 5.3	*10.0
13	131	13.0	7.0	* 6.8	*11.0	110	16.0	9.0	* 6.5	*10.8	91	23.4	8.0	* 8.8	*13.5	89	12.0	2.5	* 5.5	*11.5
14	133	10.9	5.0	6.5	10.5	113	11.0	6.7	* 5.5	* 9.0	97	18.4	10.0	* 9.5	*15.8	93	7.1	9.1	* 7.0	*13.0
15	138	9.1	7.1	* 7.0	*11.3	115	14.6	6.0	8.0	14.0	97	19.5	7.0	*11.5	*17.0	91	13.4	10.7	* 6.5	*13.8
16	138	8.2	5.0	6.3	10.3	119	10.7	8.0	7.0	12.0	97	24.3	6.3	8.0	14.0	92	13.1	9.0	* 5.8	* 9.8
17	136	11.9	4.0	6.5	9.5	113	20.0	4.0	8.5	14.0	95	27.8	5.0	8.5	14.5	91	15.1	4.0	5.0	8.5
18	134	16.1	4.2	7.5	11.8	117	15.1	5.9	7.0	11.8	105	9.4	6.0	5.5	9.0	94	5.5	5.0	3.5	7.3
19	138	8.6	6.0	6.5	11.0	121	10.0	6.0	5.8	10.0	107	8.6	4.0	5.5	9.8	95	6.3	4.0	5.0	8.5
20	138	6.3	4.3	6.0	9.5	121	10.0	4.0	5.3	8.5	109	8.0	4.0	5.0	9.5	97	4.3	6.0	4.0	7.5
21	138	5.4	6.0	5.5	10.0	122	7.3	5.0	5.0	9.0	111	6.3	6.3	5.5	9.5	97	4.0	6.0	4.3	7.5
22	138	5.4	6.3	7.0	11.8	122	5.3	5.3	5.5	9.3	111	4.3	6.3	5.3	9.5	97	4.0	6.3	4.5	7.5
23	136	7.1	4.6	7.0	11.0	121	6.3	6.0	5.8	10.0	113	2.3	8.0	5.8	10.5	97	4.0	6.0	4.5	8.0

H.R. L.S.T.	FREQUENCY (Mc)																			
	2.5					5					10					20				
	F _{om}	D _u	D _ℓ	V _{dm}	L _{dm}	F _{om}	D _u	D _ℓ	V _{dm}	L _{dm}	F _{om}	D _u	D _ℓ	V _{dm}	L _{dm}	F _{om}	D _u	D _ℓ	V _{dm}	L _{dm}
00	71	4.0	4.0	6.5	11.8	69	4.0	6.5	* 6.8	*13.3	45	6.5	8.0	6.5	11.0	24	4.5	2.0	2.5	4.5
01	69	6.0	6.0	8.0	13.5	59	6.0	6.0	8.0	13.0	45	8.5	6.5	5.8	8.8	24	6.5	2.5	3.0	4.5
02	69	6.0	8.0	7.0	13.5	68	7.0	7.0	7.3	11.8	45	6.5	6.0	5.5	8.8	22	8.0	2.0	2.5	4.0
03	67	8.0	8.0	6.5	12.3	57	8.0	8.0	8.3	12.3	43	6.5	6.0	5.5	8.5	22	3.0	2.0	* 2.0	* 3.5
04	67	6.5	10.0	6.3	11.0	58	7.0	10.0	* 5.5	* 9.3	40	11.5	7.0	6.0	8.5	22	6.5	2.0	* 2.0	* 3.5
05	65	6.5	10.0	6.0	10.5	65	6.5	11.0	* 5.5	* 9.5	42	7.5	11.0	5.5	8.5	22	4.5	2.0	3.0	4.0
06	59	5.4	6.5	* 5.3	*10.3	62	5.0	5.5	* 7.5	*12.0	43	4.5	8.0	5.5	9.0	22	4.0	2.0	2.5	4.0
07	47	6.5	9.0	* 5.8	* 9.0	53	4.5	6.0	* 7.0	*10.8	41	6.5	8.0	* 7.3	*12.0	24	4.0	2.5	* 3.0	* 5.0
08	39	7.4	6.0	* 5.0	* 9.5	45	6.0	2.3	* 6.0	*10.0	39	7.9	10.2	* 9.5	*13.0	24	4.0	4.0	* 3.8	* 5.8
09	37	5.0	6.0	* 7.0	* 9.3	41	5.4	4.7	* 6.0	*10.0	37	6.3	6.3	* 7.8	*12.0	24	4.1	3.7	* 2.8	* 4.5
10	37	9.2	5.7	* 5.5	* 7.5	39	5.5	5.9	8.0	12.5	38	7.0	7.5	9.0	13.0	24	6.5	2.5	* 3.5	* 5.0
11	37	22.3	6.0	* 6.5	* 8.2	39	14.3	6.4	* 8.0	*13.5	37	11.0	8.0	* 8.0	*13.0	24	10.0	2.0	4.3	6.0
12	35	36.0	4.0	5.0	7.0	35	16.8	4.3	* 6.5	*11.5	37	8.6	2.3	7.5	11.5	24	6.3	2.0	* 4.0	* 5.8
13	37	28.0	5.1	* 5.5	* 8.0	38	15.9	5.0	* 8.0	*14.0	41	7.8	5.8	6.5	10.0	28	4.0	2.9	4.0	5.5
14	44	19.6	7.0	* 9.0	*13.5	41	17.1	2.0	* 7.0	*11.3	43	10.0	4.0	* 5.8	* 8.8	30	5.1	4.0	4.0	6.0
15	51	18.6	11.3	* 8.5	*13.0	47	12.0	5.3	* 7.8	*12.0	45	9.5	2.0	* 5.8	* 9.5	32	5.4	4.0	4.3	6.5
16	53	18.7	10.0	6.5	11.0	55	9.4	4.0	6.0	9.5	49	8.3	2.0	5.5	8.5	34	2.8	4.3	4.0	7.0
17	58	17.6	3.4	* 6.8	*10.3	61	4.8	4.2	* 5.0	* 8.5	51	6.3	3.9	5.3	8.8	34	4.3	3.9	5.0	8.0
18	67	10.3	6.0	6.0	10.5	65	4.0	6.0	* 5.5	* 9.7	51	4.5	2.0	5.0	8.0	32	5.4	4.0	4.0	6.5
19	72	5.0	5.5	5.5	11.0	65	4.0	4.0	5.5	10.5	51	4.0	2.5	* 6.3	* 9.8	30	6.0	4.0	4.5	7.5
20	73	4.5	6.5	7.0	10.5	67	4.0	2.0	* 5.5	* 8.5	51	2.5	7.0	5.5	9.0	28	6.0	4.0	4.0	6.0
21	71	6.0	4.5	6.5	10.5	64	5.5	3.0	* 4.3	* 7.5	48	5.0	5.5	5.5	9.5	24	8.0	2.0	2.8	4.3
22	71	6.0	6.5	6.3	11.0	68	5.0	3.5	* 5.3	*10.3	47	6.0	6.5	6.0	10.0	25	6.4	3.0	3.0	4.8
23	71	4.0	6.5	6.9	11.8	69	2.5	6.0	* 4.5	* 8.0	45	8.0	4.5	6.5	10.5	24	10.0	2.0	3.3	5.0

* Fewer than 15 days data on power measurements and no computations made for D_u and D_ℓ.

* Fewer than 7 days data on voltage and logarithmic measurements.

F_{om} = median value of effective antenna noise in db above ktb.

D_u = ratio of upper decile to median in db.

D_ℓ = ratio of median to lower decile in db.

V_{dm} = median deviation of average voltage in db below mean power.

L_{dm} = median deviation of average logarithm in db below mean power.

MONTH-HOUR VALUES OF RADIO NOISE

STATION SAO JOSE, BRAZIL

LAT. 23.3 S

LONG. 45.8 W

NOVEMBER 1964

TIME Mo. Hr.	FREQUENCY (Mc)																			
	.051					.113					.246					.545				
	F _{dm}	D _u	D _l	V _{dm}	L _{dm}	F _{dm}	D _u	D _l	V _{dm}	L _{dm}	F _{dm}	D _u	D _l	V _{dm}	L _{dm}	F _{dm}	D _u	D _l	V _{dm}	L _{dm}
00	134	8.1	4.0	8.0	14.0	118	10.1	6.0	6.3	11.8	107	5.9	8.1	6.0	11.5	91	7.7	4.0	5.0	8.3
01	134	9.7	4.0	7.5	14.5	120	6.3	7.7	6.0	11.5	105	8.2	6.1	7.5	14.0	89	8.3	2.1	5.3	8.3
02	133	7.3	3.0	8.0	14.3	119	8.7	6.6	7.0	12.5	103	8.9	6.0	6.5	12.5	89	6.1	4.1	4.8	9.0
03	132	9.7	4.0	8.3	14.3	117	10.7	5.1	6.0	11.0	103	6.9	7.7	7.5	14.3	87	8.1	4.0	5.5	10.5
04	133	5.3	5.0	9.0	14.8	115	12.4	5.0	7.0	12.5	99	11.0	7.7	8.0	14.0	85	10.0	5.6	5.5	11.3
05	128	8.0	8.1	8.5	12.3	106	6.1	10.1	* 9.0	*14.5	81	13.7	6.0	*10.3	*15.5	81	11.2	9.8	* 6.3	*11.8
06	122	10.3	5.6	8.0	13.0	100	10.0	8.1	* 9.5	*14.5	77	14.3	6.0	* 5.5	* 9.0	95	8.0	6.1	* 6.0	*11.5
07	120	11.6	4.1	7.0	10.5	100	10.0	8.1	* 9.5	*13.0	79	16.1	4.1	* 7.0	*10.0	91	4.1	13.7	* 4.5	* 8.5
08	122	13.4	6.7	8.0	10.0	102	16.6	6.6	* 8.0	*13.0	81	25.2	6.2	* 7.8	*10.5	89	2.3	22.0	* 4.0	* 6.0
09	124	10.0	7.8	8.5	13.5	102	14.7	12.0	* 6.3	*10.0	81	21.4	6.5	* 7.5	*11.5	87	6.5	8.0	* 4.0	* 8.5
10	126	8.0	8.0	8.8	12.3	102	11.0	8.0	10.3	14.3	80	13.6	6.9	*10.5	*15.0	91	3.0	8.5	* 5.0	* 9.0
11	126	6.9	8.9	9.5	14.0	102	9.8	5.8	7.5	10.0	81	17.4	8.0	* 6.5	* 9.0	89	4.8	12.3	* 7.0	*12.8
12	130	10.0	8.0	10.0	14.0	106	21.9	6.0	9.5	13.3	87	31.9	10.3	10.0	15.3	91	8.0	10.0	6.0	12.0
13	130	14.0	4.1	8.3	13.0	106	28.3	6.3	8.0	12.5	87	34.7	10.7	*10.0	*17.5	89	14.6	8.0	* 5.5	*10.8
14	132	14.0	4.0	7.5	12.0	108	23.5	6.0	7.5	10.5	85	34.2	8.0	*10.0	*15.5	89	13.4	9.0	* 5.8	*11.0
15	134	13.5	6.0	7.5	12.5	110	20.0	6.0	6.3	9.3	89	29.2	9.1	* 9.5	*15.5	89	12.2	15.2	* 4.5	* 8.5
16	134	10.0	4.0	6.0	9.3	113	14.0	9.5	8.0	11.5	91	20.6	12.0	* 8.3	*12.0	90	5.0	7.5	* 6.0	*12.0
17	134	8.5	5.9	6.0	9.5	113	15.2	11.1	8.5	12.0	92	24.8	13.0	* 7.5	*12.0	89	7.7	11.6	5.8	12.5
18	133	10.6	7.0	7.0	10.5	114	12.6	9.7	8.5	13.0	99	12.1	7.6	5.0	9.8	87	6.1	4.0	4.8	8.3
19	134	6.1	4.0	7.0	11.0	118	7.8	4.1	5.5	9.8	105	7.3	5.8	5.5	9.0	91	4.1	4.0	4.5	8.0
20	136	6.1	4.0	6.3	9.8	120	4.3	6.0	6.0	11.0	107	4.1	5.7	5.5	10.0	91	6.0	2.0	6.0	10.5
21	135	7.1	3.0	6.3	10.3	120	5.7	6.0	6.0	10.8	107	4.1	4.1	6.5	11.5	91	4.1	3.6	4.3	7.3
22	136	8.1	4.0	6.5	10.8	120	9.6	5.6	5.0	9.0	107	7.6	6.1	6.0	11.0	91	6.0	4.0	4.5	8.3
23	134	10.1	2.1	7.0	12.5	118	10.3	4.0	6.3	11.3	107	7.7	6.0	6.5	11.5	91	5.7	5.6	5.0	9.0

TIME Mo. Hr.	FREQUENCY (Mc)																			
	2.5					5					10					20				
	F _{dm}	D _u	D _l	V _{dm}	L _{dm}	F _{dm}	D _u	D _l	V _{dm}	L _{dm}	F _{dm}	D _u	D _l	V _{dm}	L _{dm}	F _{dm}	D _u	D _l	V _{dm}	L _{dm}
00	66	8.0	5.3	5.5	9.5	70	5.0	10.5	* 6.8	*11.5	45	8.0	3.3	* 4.0	* 7.0	24	9.0	2.0	* 3.5	* 5.5
01	66	7.3	6.0	* 5.8	* 9.8	59	8.0	6.0	5.5	9.0	45	7.5	4.0	5.0	8.3	24	6.1	2.0	* 2.3	* 4.3
02	66	7.5	8.0	6.0	10.5	59	6.0	6.0	6.0	10.0	46	7.0	9.0	5.0	8.0	24	4.1	4.0	* 2.0	* 3.5
03	64	10.0	7.5	6.0	9.5	57	8.0	6.0	6.0	9.5	45	8.0	9.5	4.8	8.3	24	2.0	2.0	* 2.5	* 4.0
04	64	10.0	8.0	5.8	9.5	55	12.0	4.0	6.0	10.0	43	10.0	8.0	4.5	7.0	24	0.1	2.0	* 2.3	* 4.0
05	60	13.5	9.5	6.5	10.0	65	5.5	13.7	* 5.0	* 8.0	45	7.5	6.0	5.0	8.0	24	2.1	2.0	2.5	4.0
06	50	13.5	4.0	* 6.0	*10.0	61	7.5	15.5	* 5.0	*10.5	45	7.5	9.5	* 6.3	* 9.3	24	4.0	2.0	2.5	4.5
07	42	8.0	7.5	* 6.0	*10.5	53	6.0	8.0	* 6.8	*12.3	41	8.0	8.0	* 7.5	*10.5	26	4.0	2.0	* 2.5	* 4.0
08	38	14.8	8.3	* 3.3	* 5.5	47	6.2	6.2	* 5.0	* 9.0	37	10.0	7.9	* 5.0	* 8.5	26	8.0	4.0	* 2.5	* 4.5
09	36	16.9	4.0	* 5.5	* 8.3	41	13.4	4.7	* 6.8	*11.8	37	10.0	8.0	* 6.8	*10.3	26	6.2	4.0	* 2.0	* 4.3
10	36	11.0	4.0	* 5.0	* 7.5	38	4.5	7.5	* 7.0	*11.5	35	10.0	6.0	* 7.5	*10.5	26	2.0	2.7	* 2.3	* 4.8
11	36	6.0	2.0	* 4.3	* 6.0	37	3.5	4.5	* 7.5	*12.0	35	6.5	4.0	7.5	11.0	26	7.0	4.0	* 3.0	* 4.5
12	35	31.0	4.3	* 3.0	* 5.5	37	18.6	6.0	* 5.0	* 8.5	38	10.3	7.0	* 7.0	*10.5	28	9.6	4.0	* 3.5	* 6.0
13	38	33.5	8.0	* 4.5	* 6.5	40	22.2	7.0	* 4.5	* 8.0	38	11.4	3.4	6.5	10.0	28	10.0	4.0	* 3.0	* 4.5
14	40	29.9	9.0	* 6.0	*11.5	43	13.9	6.5	* 7.5	*11.5	41	10.7	4.0	5.0	8.5	30	7.2	4.0	* 4.0	* 7.0
15	40	30.8	8.0	* 8.5	*14.0	45	14.8	4.6	* 6.0	*10.0	44	13.0	5.5	* 5.0	* 8.5	30	10.0	4.0	* 4.0	* 6.8
16	42	22.6	6.3	* 6.0	* 9.5	53	7.9	9.9	* 7.0	*13.0	47	6.0	6.1	5.3	8.3	33	3.5	5.0	4.0	6.0
17	52	13.5	10.0	* 7.0	*12.0	60	6.3	11.6	* 5.8	*10.0	49	5.3	4.0	5.0	7.5	34	3.6	4.0	4.0	6.5
18	62	6.0	10.0	* 7.0	*12.0	63	6.0	4.0	* 6.3	* 9.8	51	4.0	5.3	5.0	7.8	32	2.0	4.0	* 3.8	* 6.3
19	68	5.3	8.0	5.0	9.0	65	8.7	6.0	4.0	7.0	49	6.0	3.3	5.0	7.5	30	3.5	2.0	4.0	5.8
20	68	8.0	4.0	5.0	8.5	67	5.3	3.3	* 4.5	* 8.0	51	2.0	6.0	4.0	7.3	28	4.0	3.7	3.5	5.5
21	68	6.0	4.0	5.0	8.8	67	7.6	5.3	* 5.3	* 9.0	48	5.0	4.3	4.5	8.3	26	8.0	2.0	3.5	5.5
22	67	7.0	4.3	6.0	9.5	69	5.6	7.3	* 4.8	* 8.8	47	6.0	4.0	5.5	8.8	26	4.0	3.5	3.5	5.0
23	66	6.6	4.0	5.3	9.0	67	9.5	6.0	* 3.5	* 6.5	47	4.0	4.0	* 5.5	*10.0	26	4.0	4.0	2.8	5.0

* Fewer than 15 days data on power measurements and no computations made for D_u and D_l.

* Fewer than 7 days data on voltage and logarithmic measurements.

F_{dm} = median value of effective antenna noise in db above ktb.

D_u = ratio of upper decile to median in db.

D_l = ratio of median to lower decile in db.

V_{dm} = median deviation of average voltage in db below mean power.

L_{dm} = median deviation of average logarithm in db below mean power.

SEASONAL TIME-BLOCK VALUES OF RADIO NOISE

BALBOA, CANAL ZONE LAT. 9.0 N LONG. 79.5 W AUTUMN (SEPT.,OCT.,NOV.) 1964

FREQ. (Mc)	TIME BLOCKS (LST)														
	0000-0400					0400-0800					0800-1200				
	F _{am}	D _u	D _l	V _{dm}	L _{dm}	F _{am}	D _u	D _l	V _{dm}	L _{dm}	F _{am}	D _u	D _l	V _{dm}	L _{dm}
.013	156	13.0	16.8			156	15.0	16.0			153	16.0	15.4		
.051	138	11.1	21.0			132	17.5	17.5			121	26.0	9.9		
.160	121	9.0	7.0			116	13.0	20.0			107	21.0	20.0		
.495	98	8.0	12.3			90	16.0	22.0			76	26.0	12.0		
2.5	73	5.0	7.0			69	8.0	19.0			48	12.0	8.5		
5	63	6.9	8.0			61	8.0	10.0			49	9.0	8.0		
10	40	6.0	5.0			40	7.5	6.0			40	6.0	5.0		
20	24	7.0	6.0			24	7.0	5.0			26	6.0	5.1		

FREQ. (Mc)	TIME BLOCKS (LST)														
	1200-1600					1600-2000					2000-2400				
	F _{am}	D _u	D _l	V _{dm}	L _{dm}	F _{am}	D _u	D _l	V _{dm}	L _{dm}	F _{am}	D _u	D _l	V _{dm}	L _{dm}
.013	159	13.0	15.0			156	13.0	12.9			156	9.0	19.8		
.051	135	18.0	19.0			131	15.5	17.5			134	13.0	19.0		
.160	115	18.7	18.0			114	12.0	11.0			118	8.0	6.0		
.495	86	26.0	18.0			90	14.0	18.9			96	8.0	14.3		
2.5	51	24.5	8.5			66	10.0	15.0			70	6.0	5.0		
5	51	20.0	8.3			65	8.0	12.0			65	6.0	10.0		
10	44	12.0	5.2			48	6.0	6.0			41	6.0	4.0		
20	31	8.0	6.0			29	5.0	6.0			24	6.0	4.0		

F_{am} = median value of effective antenna noise in db above ktb.

D_u = ratio of upper decile to median in db.

D_l = ratio of median to lower decile in db.

V_{dm} = median deviation of average voltage in db below mean power.

L_{dm} = median deviation of average logarithm in db below mean power.

SEASONAL TIME-BLOCK VALUES OF RADIO NOISE

BILL, WYOMING

LAT. 43.2 N

LONG. 105.2 W

AUTUMN (SEPT., OCT., NOV.) 1964

FREQ. (Mc)	TIME BLOCKS (LST)														
	0000-0400					0400-0800					0800-1200				
	F _{am}	D _u	D _l	V _{dm}	L _{dm}	F _{am}	D _u	D _l	V _{dm}	L _{dm}	F _{am}	D _u	D _l	V _{dm}	L _{dm}
.013	157	6.9	3.0	11.0	18.0	154	7.0	4.0	12.0	19.0	153	8.0	5.0	12.0	18.5
.051	132	8.0	6.0	5.5	9.5	128	8.0	8.0	5.0	9.5	122	12.0	14.0	5.0	9.5
.160	108	12.0	7.0	8.0	15.5	96	16.0	22.9	10.5	18.0	78	32.0	13.0	8.5	15.0
.495	.90	12.0	8.0	7.0	13.5	68	20.0	16.0	7.0	12.3	56	14.0	6.0	2.0	3.5
2.5	61	12.0	10.0	4.5	8.5	51	16.0	13.6	5.0	8.5	25	12.0	4.0	2.0	4.0
5	54	6.0	6.0	4.0	7.5	50	8.0	10.0	4.5	7.5	32	10.0	8.0	2.5	4.0
10	34	10.0	4.0	2.5	4.0	36	8.0	4.0	2.5	5.0	34	6.0	4.0	3.0	5.0
20	25	1.0	2.0	1.0	2.5	25	2.0	1.0	1.0	2.5	26	3.0	2.0	1.5	3.0

FREQ. (Mc)	TIME BLOCKS (LST)														
	1200-1600					1600-2000					2000-2400				
	F _{am}	D _u	D _l	V _{dm}	L _{dm}	F _{am}	D _u	D _l	V _{dm}	L _{dm}	F _{am}	D _u	D _l	V _{dm}	L _{dm}
.013	156	9.0	6.0	10.0	16.5	156	9.0	4.0	11.0	18.0	157	8.0	3.0	11.0	18.0
.051	124	14.0	12.0	6.0	10.0	128	12.0	6.0	5.5	9.5	132	10.0	6.0	5.5	9.5
.160	87	25.0	20.0	9.5	16.0	104	14.0	16.0	7.5	14.0	108	12.0	6.6	7.5	14.0
.495	58	22.0	6.0	2.5	4.5	84	16.0	20.0	6.0	11.0	90	14.0	6.0	6.0	11.5
2.5	27	16.0	6.0	2.5	4.0	53	14.3	14.0	4.0	7.0	59	13.7	6.0	4.5	8.0
5	34	14.0	8.0	3.0	5.5	52	10.0	8.0	3.0	6.0	54	8.0	6.0	4.0	7.5
10	38	8.0	6.0	3.5	7.0	42	8.0	8.0	3.3	6.0	34	10.0	4.0	2.0	4.0
20	27	3.0	2.0	1.5	3.0	26	2.0	1.0	1.0	2.5	25	1.0	0.0	1.0	2.5

F_{am} = median value of effective antenna noise in db above ktb.

D_u = ratio of upper decile to median in db.

D_l = ratio of median to lower decile in db.

V_{dm} = median deviation of average voltage in db below mean power.

L_{dm} = median deviation of average logarithm in db below mean power.

SEASONAL TIME-BLOCK VALUES OF RADIO NOISE

BOULDER, COLORADO

LAT. 40.1 N

LONG. 105.1 W

AUTUMN (SEPT., OCT., NOV.) 1964

FREQ. (Mc)	TIME BLOCKS (LST)														
	0000-0400					0400-0800					0800-1200				
	F _{am}	D _u	D _l	V _{dm}	L _{dm}	F _{am}	D _u	D _l	V _{dm}	L _{dm}	F _{am}	D _u	D _l	V _{dm}	L _{dm}
.013	150	9.0	12.0	10.5	16.0	152	8.0	10.0	11.5	17.0	152	10.0	12.0	11.0	17.0
.051	130	6.5	10.5	6.5	11.0	126	8.7	11.7	4.8	9.5	124	7.0	9.0	8.5	12.5
.160	110	6.0	12.0	9.0	15.5	100	10.0	14.0	10.5	17.5	95	15.0	9.0	11.0	17.3
.495	92	11.0	10.0	7.0	14.0	76	17.1	11.9	7.5	12.5	67	13.8	4.0	4.0	6.5
2.5	62	8.0	17.5	6.8	11.8	50	14.0	12.1	6.8	9.5	38	14.0	2.0	3.0	4.0
5	57	4.0	14.0	6.0	11.0	52	9.0	11.0	7.5	12.8	37	6.0	4.0	7.5	10.0
10	36	7.6	5.0	5.3	7.8	39	6.5	7.0	6.0	8.0	36	6.0	4.0	5.0	6.5
20	23	3.3	0.0	2.0	3.0	23	2.0	0.0	2.5	3.5	25	2.1	2.0	2.0	3.5

FREQ. (Mc)	TIME BLOCKS (LST)														
	1200-1600					1600-2000					2000-2400				
	F _{am}	D _u	D _l	V _{dm}	L _{dm}	F _{am}	D _u	D _l	V _{dm}	L _{dm}	F _{am}	D _u	D _l	V _{dm}	L _{dm}
.013	154	12.0	14.0	10.0	15.0	154	12.0	12.0	11.0	16.5	156	8.0	12.0	11.0	16.0
.051	127	9.0	10.0	6.0	10.5	129	8.0	12.2	7.5	12.5	133	5.2	15.0	5.0	10.0
.160	107	11.0	17.1	9.0	16.8	108	10.5	16.0	7.5	13.5	110	8.0	14.0	8.0	13.5
.495	76	17.0	12.0	4.0	7.3	88	12.9	14.1	7.0	13.0	92	11.0	8.0	7.0	13.0
2.5	40	17.5	4.0	3.0	4.0	52	14.0	13.5	5.0	9.0	62	5.6	24.0	6.0	11.0
5	40	14.2	6.5	5.0	7.0	53	10.0	7.9	4.5	7.8	55	7.0	17.9	6.0	10.0
10	40	6.0	8.0	6.5	9.5	42	6.3	9.0	5.0	7.5	36	6.0	6.0	5.5	7.5
20	25	4.0	2.0	2.3	3.8	25	4.0	2.0	3.0	4.0	23	2.0	0.0	1.5	2.5

F_{am} = median value of effective antenna noise in db above ktb.

D_u = ratio of upper decile to median in db.

D_l = ratio of median to lower decile in db.

V_{dm} = median deviation of average voltage in db below mean power.

L_{dm} = median deviation of average logarithm in db below mean power.

SEASONAL TIME-BLOCK VALUES OF RADIO NOISE

BYRD STATION, ANT. LAT. 80.0 S LONG. 120.0 W SPRING (*** ,OCT., **) 1964

FREQ. (Mc)	TIME BLOCKS (LST)														
	0000-0400					0400-0800					0800-1200				
	F _{om}	D _u	D _ℓ	V _{dm}	L _{dm}	F _{om}	D _u	D _ℓ	V _{dm}	L _{dm}	F _{om}	D _u	D _ℓ	V _{dm}	L _{dm}
.051	99	29.0	8.0			99	64.0	8.0			95	40.3	4.0		
.113	92	59.1	8.0			91	54.3	9.0			90	42.4	8.0		
.246	95					87	48.0	4.3			101				
.545	85	44.2	2.3			87	41.4	6.0			87				
2.5	44	9.1	5.0			45	11.5	15.6			43	20.4	8.0		
5	39	15.2	7.0			40	9.7	7.7			35	20.9	9.0		
10	32	4.7	10.0			28	20.7	16.0			28	6.1	12.9		
20	26	2.0	2.0			26	-0.0	2.0			26	3.6	2.0		

FREQ. (Mc)	TIME BLOCKS (LST)														
	1200-1600					1600-2000					2000-2400				
	F _{om}	D _u	D _ℓ	V _{dm}	L _{dm}	F _{om}	D _u	D _ℓ	V _{dm}	L _{dm}	F _{om}	D _u	D _ℓ	V _{dm}	L _{dm}
.051	95	36.0	4.0			94	20.4	5.0			99	14.0	10.0		
.113	86	20.2	4.0			86	16.6	4.0			93	10.3	11.0		
.246	87					85					89				
.545	86					85					91				
2.5	43	16.6	6.3			43	19.4	6.5			43	17.9	8.1		
5	34	22.3	12.0			36	26.0	10.3			36	22.1	7.9		
10	26	10.9	6.9			26	17.0	4.0			28	10.3	6.6		
20	24	4.0	0.0			26	26.3	2.0			26	2.7	2.0		

F_{om} = median value of effective antenna noise in db above ktb.
 D_u = ratio of upper decile to median in db.
 D_ℓ = ratio of median to lower decile in db.
 V_{dm} = median deviation of average voltage in db below mean power.
 L_{dm} = median deviation of average logarithm in db below mean power.

SEASONAL TIME-BLOCK VALUES OF RADIO NOISE

COOK, AUSTRALIA

LAT. 30.6 S

LONG. 130.4 E

SPRING (SEPT., OCT., NOV.) 1964

FREQ. (Mc)	TIME BLOCKS (LST)														
	0000-0400					0400-0800					0800-1200				
	F _{om}	D _u	D _l	V _{dm}	L _{dm}	F _{om}	D _u	D _l	V _{dm}	L _{dm}	F _{om}	D _u	D _l	V _{dm}	L _{dm}
.013	156	2.0	2.0	8.5	14.0	154	2.0	4.0	10.0	15.8	152	4.0	4.0	12.5	19.0
.051	130	6.0	5.1	9.0	15.0	122	8.5	9.5	9.5	15.5	115	11.0	8.1	12.5	20.5
.160	107	7.0	5.0	7.5	14.0	92	15.0	19.0	9.5	16.0	79	14.1	14.0	12.0	19.5
.495	88	8.0	6.0	6.5	13.0	62	24.0	20.0	7.5	13.0	42	16.9	4.0	6.0	9.8
2.5	61	8.0	6.0	6.5	11.5	54	10.0	23.0	6.5	11.8	21	10.4	2.0	6.0	8.3
5	54	5.0	6.0	5.0	8.5	49	7.0	15.0	5.0	8.5	22	14.0	6.7	7.0	12.3
10	39	6.0	7.0	5.0	8.0	33	8.0	4.0	4.0	6.5	27	7.0	4.9	3.0	4.5
20	20	2.0	0.0	2.5	3.5	20	2.0	0.0	2.5	3.5	20	2.0	0.0	2.5	4.5

FREQ. (Mc)	TIME BLOCKS (LST)														
	1200-1600					1600-2000					2000-2400				
	F _{om}	D _u	D _l	V _{dm}	L _{dm}	F _{om}	D _u	D _l	V _{dm}	L _{dm}	F _{om}	D _u	D _l	V _{dm}	L _{dm}
.013	154	8.0	4.0	11.5	18.0	154	6.0	4.0	9.0	15.0	156	2.0	4.0	9.0	14.5
.051	123	11.0	11.0	10.0	17.5	124	9.8	12.0	8.5	14.0	129	7.0	7.0	9.0	15.5
.160	90	18.7	19.0	8.0	15.0	97	15.0	16.0	8.0	14.5	107	8.0	8.0	7.5	14.5
.495	48	28.0	8.0	5.5	9.0	74	18.0	26.0	7.0	13.5	90	8.0	8.0	7.0	13.0
2.5	23	16.0	4.0	5.5	8.8	50	15.0	23.0	6.0	11.5	63	6.0	8.0	6.3	12.0
5	25	16.7	11.0	6.0	11.5	48	12.0	16.0	5.5	10.0	55	6.0	7.0	6.0	11.0
10	32	9.0	9.0	4.5	7.5	43	6.0	6.0	5.0	9.0	42	6.0	5.0	4.5	8.0
20	22	4.0	2.0	2.5	5.0	22	6.0	0.0	3.0	5.0	22	2.0	2.0	3.0	4.8

F_{om} = median value of effective antenna noise in db above ktb.

D_u = ratio of upper decile to median in db.

D_l = ratio of median to lower decile in db.

V_{dm} = median deviation of average voltage in db below mean power.

L_{dm} = median deviation of average logarithm in db below mean power.

SEASONAL TIME-BLOCK VALUES OF RADIO NOISE

USNS ELTANIN

LAT. 65.0 S

LONG. 105.0 W

SPRING (***, OCT., ****) 1964

FREQ. (Mc)	TIME BLOCKS (LST)														
	0000-0400					0400-0800					0800-1200				
	F _{om}	D _u	D _l	V _{dm}	L _{dm}	F _{om}	D _u	D _l	V _{dm}	L _{dm}	F _{om}	D _u	D _l	V _{dm}	L _{dm}
.013	151	2.0	4.0	12.0	19.0	150	3.0	3.0	11.0	17.5	151			9.8	15.5
.051	122	2.0	6.0	7.0	11.3	110	8.0	9.3	11.5	17.8	104			8.0	13.0
.160	93	5.3	7.3	9.0	15.0	73	14.0	11.5	11.3	18.5	65			7.0	11.0
.495	79	3.3	11.3	6.8	13.0	48	15.0	5.3	6.0	10.0	47			4.0	7.5
2.5	57	5.0	4.3			42	12.6	9.3			32				
5	54	6.0	2.0			43	12.3	11.0			30				
10	39	2.0	2.0			33	4.0	4.0			29				
20	26					26					26				

FREQ. (Mc)	TIME BLOCKS (LST)														
	1200-1600					1600-2000					2000-2400				
	F _{om}	D _u	D _l	V _{dm}	L _{dm}	F _{om}	D _u	D _l	V _{dm}	L _{dm}	F _{om}	D _u	D _l	V _{dm}	L _{dm}
.013	151	4.3	4.0	8.0	13.5	145	4.3	2.3	10.0	16.0	149	4.0	6.0	11.3	18.0
.051	104	8.6	7.7	6.8	12.3	108	8.6	12.3	6.5	11.0	120	2.6	4.0	6.8	11.8
.160	63			5.3	7.8	77			6.5	9.5	91	6.1	4.1	6.8	12.0
.495	49	4.2	6.2	4.5	8.0	71			3.8	6.8	82	3.4	2.9	4.5	8.5
2.5	31					51	10.6	13.2			59	2.9	4.9		
5	32	8.3	6.0			56	13.9	13.7			56	4.0	2.0		
10	31	6.3	2.0			41	4.1	4.0			41	6.1	2.2		
20	26					28					27				

F_{om} = median value of effective antenna noise in db above ktb.

D_u = ratio of upper decile to median in db.

D_l = ratio of median to lower decile in db.

V_{dm} = median deviation of average voltage in db below mean power.

L_{dm} = median deviation of average logarithm in db below mean power.

SEASONAL TIME-BLOCK VALUES OF RADIO NOISE

USNS ELTANIN

LAT. 65.0 S

LONG. 90.0 W

SPRING (***, OCT., ****) 1964

FREQ. (Mc)	TIME BLOCKS (LST)														
	0000-0400					0400-0800					0800-1200				
	F _{am}	D _u	D _l	V _{dm}	L _{dm}	F _{am}	D _u	D _l	V _{dm}	L _{dm}	F _{am}	D _u	D _l	V _{dm}	L _{dm}
.013	151	8.0	0.2			150	5.1	4.9			147				
.051	121	7.0	4.9			114	8.5	6.4			102				
.160	97	2.2	6.0			82	9.6	13.0			67	6.6	4.6		
.495	84	3.0	5.2			60	11.2	18.7			43				
2.5	63	3.0	4.9	4.3	8.3	52	13.7	16.2	6.5	13.5	29			6.3	11.5
5	60	0.2	2.2	4.8	8.8	50	8.2	14.0	6.0	11.0	28			7.5	10.5
10	40	1.2	3.1	3.5	7.3	35	7.9	2.2	3.5	5.5	29			1.5	2.8
20	24	2.0	0.0	1.5	3.0	24	2.0	0.0	1.5	3.0	24			1.3	3.0

FREQ. (Mc)	TIME BLOCKS (LST)														
	1200-1600					1600-2000					2000-2400				
	F _{am}	D _u	D _l	V _{dm}	L _{dm}	F _{am}	D _u	D _l	V _{dm}	L _{dm}	F _{am}	D _u	D _l	V _{dm}	L _{dm}
.013	148	3.0	3.0			145	4.0	2.3			147	6.3	4.0		
.051	98	4.6	4.3			107	9.0	9.5			116	6.0	4.1		
.160	65					76	16.9	9.4			91	8.2	6.4		
.495	46					74	21.7	22.8			83	4.2	2.2		
2.5	31	4.9	5.0	8.0	11.0	56	8.3	14.0	3.0	7.5	61	3.0	5.0	3.8	6.8
5	30	6.0	2.0	5.0	8.8	52	8.6	8.3	4.0	7.5	60	4.0	4.0	4.3	8.5
10	31			3.0	5.0	40	5.4	3.2	4.0	6.5	43	3.9	2.2	4.5	7.5
20	26			1.5	3.0	26			1.0	3.0	26			1.5	3.0

F_{am} = median value of effective antenna noise in db above ktb.

D_u = ratio of upper decile to median in db.

D_l = ratio of median to lower decile in db.

V_{dm} = median deviation of average voltage in db below mean power.

L_{dm} = median deviation of average logarithm in db below mean power.

SEASONAL TIME-BLOCK VALUES OF RADIO NOISE

USNS ELTANIN

LAT. 55.0 S

LONG. 165.0 W

SPRING (***, ***, NOV.) 1964

FREQ. (Mc)	TIME BLOCKS (LST)														
	0000-0400					0400-0800					0800-1200				
	F _{om}	D _u	D _l	V _{dm}	L _{dm}	F _{om}	D _u	D _l	V _{dm}	L _{dm}	F _{om}	D _u	D _l	V _{dm}	L _{dm}
.013	154			13.0	20.0	154			12.0	19.0	152			12.8	19.0
.051	123			10.0	15.0	109			11.0	18.0	110			12.0	18.5
.160	94			8.5	15.3	69			5.8	9.3	72			5.0	7.5
.495	.70			8.5	14.5	43			4.5	7.0	49			4.5	6.8
2.5	58					38					31				
5	56					36					26				
10	40					32					32				
20	26					26					26				

FREQ. (Mc)	TIME BLOCKS (LST)														
	1200-1600					1600-2000					2000-2400				
	F _{om}	D _u	D _l	V _{dm}	L _{dm}	F _{om}	D _u	D _l	V _{dm}	L _{dm}	F _{om}	D _u	D _l	V _{dm}	L _{dm}
.013	152			14.5	21.0	150			12.0	19.0	152			11.3	17.8
.051	109			15.0	21.0	105			11.0	17.0	119			9.0	13.5
.160	66			7.5	11.0	68			10.5	16.0	94			9.3	15.5
.495	43			4.0	6.8	45			7.5	10.5	69			9.0	15.5
2.5	28					43					56				
5	24					36					58				
10	28					39					42				
20	26					26					26				

F_{om} = median value of effective ontenno noise in db above ktb.

D_u = rotia of upper decile to median in db.

D_l = rotio of median to lower decile in db.

V_{dm} = median deviation of average voltage in db below meon power.

L_{dm} = median deviation of average logarithm in db below meon power.

SEASONAL TIME-BLOCK VALUES OF RADIO NOISE

USNS ELTANIN

LAT. 55.0 S

LONG. 150.0 W

SPRING (*** ,****,NOV.) 1964

FREQ. (Mc)	TIME BLOCKS (LST)														
	0000-0400					0400-0800					0800-1200				
	F _{am}	D _u	D _l	V _{dm}	L _{dm}	F _{am}	D _u	D _l	V _{dm}	L _{dm}	F _{am}	D _u	D _l	V _{dm}	L _{dm}
.013	154	4.0	2.2	11.0	18.0	152	3.9	4.0	11.0	17.8	148	4.0	2.0	9.0	14.0
.051	121	6.0	6.1	10.3	16.0	109	8.0	8.0	9.8	15.8	101	8.0	6.0	8.8	12.5
.160	94	6.2	8.1	8.0	14.5	68	11.5	10.0	6.5	10.0	60	4.7	2.0	5.0	7.5
.495	67	6.4	14.0	8.0	13.8	42	7.0	3.0	4.5	7.0	41	6.5	0.5	3.5	5.5
2.5	58	2.3	8.0			32	19.9	7.7			28	8.0	4.0		
5	58	4.3	8.0			34	15.1	10.0			24	6.0	1.5		
10	42	7.5	2.0			35	3.0	5.9			28	0.1	2.0		
20	26					26	0.0	2.0			26				

FREQ. (Mc)	TIME BLOCKS (LST)														
	1200-1600					1600-2000					2000-2400				
	F _{am}	D _u	D _l	V _{dm}	L _{dm}	F _{am}	D _u	D _l	V _{dm}	L _{dm}	F _{am}	D _u	D _l	V _{dm}	L _{dm}
.013	148	2.0	4.0	11.0	17.0	148	4.0	4.0	9.0	16.0	150	4.2	3.9	9.0	14.5
.051	100	7.0	5.0	11.8	17.5	103	4.9	8.0	6.5	11.0	117	4.2	7.9	7.8	12.0
.160	62	6.0	4.0	6.5	10.0	64	18.0	6.0	6.0	9.0	88	8.3	4.0	7.8	12.8
.495	41	9.3	2.0	4.5	6.5	45	14.0	6.0	3.5	6.0	47	7.9	6.0	6.0	10.5
2.5	26	8.0	2.0			38	8.0	8.0			56	4.0	4.0		
5	26	4.0	4.0			46	10.3	14.0			58	4.0	4.0		
10	30	4.0	2.0			40	6.3	6.0			42	2.2	2.0		
20	26					26	1.3	0.0			26				

F_{am} = median value of effective antenna noise in db above ktb.

D_u = ratio of upper decile to median in db.

D_l = ratio of median to lower decile in db.

V_{dm} = median deviation of average voltage in db below mean power.

L_{dm} = median deviation of average logarithm in db below mean power.

SEASONAL TIME-BLOCK VALUES OF RADIO NOISE

USNS ELTANIN

LAT. 55.0 S

LONG. 135.1 W

SRRWS 0-44 0000-0100 1954

FREQ. Mc	TIME BLOCKS (LST)														
	0000-0400					0400-0800					0800-1200				
	F ₅₀	D ₁	D ₂	V ₅₀	-50	F ₅₀	D ₁	D ₂	V ₅₀	-50	F ₅₀	D ₁	D ₂	V ₅₀	-50
.013	132	2.9	2.9			131	4.1	4.1			143	4.1	2.1		
.151	121	4.1	4.9			117	6.1	6.1			111	4.1	4.1		
.161	92	4.1	4.1			94	16.1	6.1			91	6.1	2.1		
.495	65	6.9	6.9			39	4.1	2.1			36	4.4	2.1		
2.5	54	4.1	2.2	5.1	9.3	38	12.1	12.1	5.1	9.1	28	6.7	2.1	4.8	9.5
5	58	6.2	4.1	4.5	6.1	41	11.2	13.1	4.9	6.5	26	3.5	1.1	7.1	9.3
17	41	6.1	2.1	3.3	6.1	34	4.5	6.1	3.1	5.1	28	2.1	1.5	4.1	2.5
21	24	2.1	1.1	1.5	2.1	24	2.1	1.1	1.5	3.1	29			1.5	3.1

FREQ. Mc	TIME BLOCKS (LST)														
	1200-1600					1600-2000					2000-2400				
	F ₅₀	D ₁	D ₂	V ₅₀	-50	F ₅₀	D ₁	D ₂	V ₅₀	-50	F ₅₀	D ₁	D ₂	V ₅₀	-50
.013	146	4.1	4.1			146	2.5	2.1			143	4.5	4.1		
.151	111	4.1	11.1			111	6.1	4.3			113	6.1	4.1		
.161	61	5.1	2.1			65	13.3	11.1			66	6.7	4.1		
.495	39	2.9	2.1			45	13.1	6.1			45	6.1	2.7		
2.5	28	2.1	4.1	6.3	6.1	35	11.7	7.9	4.5	7.5	54	4.1	3.7	3.5	7.1
5	26	6.1	2.1	7.1	6.5	31	13.1	14.2	3.1	6.1	31	4.1	4.1	3.1	7.1
17	31	6.1	2.1	1.5	3.5	42	6.1	4.1	4.1	6.5	42	4.5	4.1	3.5	6.3
21	29	2.1	2.1	1.5	3.1	29	2.1	2.1	1.5	3.1	29			1.5	3.1

F₅₀ = median value of effective antenna noise in db above ref.

D₁ = ratio of upper decile to median in db.

D₂ = ratio of median to lower decile in db.

V₅₀ = median deviation of average voltage in db below mean power.

-50 = median deviation of average logarithm in db below mean power.

SEASONAL TIME-BLOCK VALUES OF RADIO NOISE

USNS ELTANIN

LAT. 55.0 S

LONG. 120.0 W

SPRING (SEPT., OCT., NOV.) 1964

FREQ. (Mc)	TIME BLOCKS (LST)														
	0000-0400					0400-0800					0800-1200				
	F _{am}	D _u	D _l	V _{dm}	L _{dm}	F _{am}	D _u	D _l	V _{dm}	L _{dm}	F _{am}	D _u	D _l	V _{dm}	L _{dm}
.013	151	5.0	4.0	9.0	14.5	152	2.0	3.2	11.0	16.8	149	2.1	5.0	8.5	14.0
.051	119	4.5	4.0	7.5	11.5	115	6.0	10.7	10.0	15.8	103	8.0	6.0	6.8	10.3
.160	93	5.0	8.0	7.5	12.5	79	12.0	17.3	10.3	17.0	62	15.3	3.1	4.0	7.0
.495	75	7.0	11.4	5.5	10.0	59	10.6	16.6	7.5	12.0	46	18.0	7.0	3.3	5.3
2.5	56	6.0	4.7	4.8	9.3	50	5.7	14.0	6.0	11.0	32	4.0	6.0	6.8	9.0
5	56	6.0	4.2	4.5	8.0	49	4.5	17.0	6.3	10.8	31	7.5	5.5	9.5	12.5
10	39	4.3	5.0	3.0	5.0	34	9.0	2.0	5.0	7.0	31	2.5	3.5	1.8	3.3
20	25	2.0	1.0	1.3	2.8	25	1.1	2.0	1.5	3.0	25	2.0	2.0	1.5	2.5

FREQ. (Mc)	TIME BLOCKS (LST)														
	1200-1600					1600-2000					2000-2400				
	F _{am}	D _u	D _l	V _{dm}	L _{dm}	F _{am}	D _u	D _l	V _{dm}	L _{dm}	F _{am}	D _u	D _l	V _{dm}	L _{dm}
.013	148	2.0	4.6	7.8	13.0	145	3.2	4.0	9.0	14.3	147	5.0	5.0	9.0	14.0
.051	97	6.0	6.0	6.0	9.0	107	10.0	12.0	6.0	11.0	117	4.0	4.0	5.8	10.0
.160	65	12.0	7.0	3.5	5.5	77	10.0	14.7	4.3	7.3	91	7.4	6.0	5.0	9.0
.495	46	15.0	7.0	3.0	5.0	68	12.7	21.7	3.5	7.0	78	6.0	9.0	4.0	8.3
2.5	30	7.3	4.0	7.5	10.0	50	10.0	16.3	3.3	6.5	58	6.0	6.0	3.0	5.5
5	32	7.1	4.0	9.5	12.5	58	12.5	18.5	1.5	5.5	57	5.0	6.0	3.0	6.5
10	32	4.0	4.0	2.0	3.0	40	7.0	4.0	4.8	7.8	42	4.5	6.0	5.5	8.5
20	26	1.1	2.0	1.0	2.5	26	2.0	1.0	1.5	3.0	26	2.0	1.0	1.5	3.0

F_{am} = median value of effective antenna noise in db above ktb.

D_u = ratio of upper decile to median in db.

D_l = ratio of median to lower decile in db.

V_{dm} = median deviation of average voltage in db below mean power.

L_{dm} = median deviation of average logarithm in db below mean power.

SEASONAL TIME-BLOCK VALUES OF RADIO NOISE

USNS ELTANIN

LAT. 55.0 S

LONG. 105.0 W

SPRING (***, OCT., ****) 1964

FREQ. (Mc)	TIME BLOCKS (LST)														
	0000-0400					0400-0800					0800-1200				
	F _{om}	D _u	D _l	V _{dm}	L _{dm}	F _{om}	D _u	D _l	V _{dm}	L _{dm}	F _{om}	D _u	D _l	V _{dm}	L _{dm}
.013	151	3.9	4.2	9.8	15.3	151	2.2	4.2	10.0	15.5	150	3.0	4.9	7.5	12.0
.051	120	3.9	2.0	6.5	11.0	110	7.7	6.2	10.5	16.0	105	6.9	5.0	6.0	10.0
.160	93	5.9	4.4	6.0	11.0	74	13.0	9.2	9.0	15.0	63	20.5	4.0	5.5	8.5
.495	79	6.0	13.7	5.0	10.0	51	10.0	6.0	5.0	8.8	47	4.4	5.6	4.5	8.8
2.5	58	4.0	4.0			40	13.1	5.1			30	8.0	6.0		
5	56	7.9	4.0			44	12.0	8.2			34	4.0	8.0		
10	41	4.2	2.2			37	4.0	4.2			30	7.0	1.5		
20	26					26	2.3	0.0			26	2.0	2.0		

FREQ. (Mc)	TIME BLOCKS (LST)														
	1200-1600					1600-2000					2000-2400				
	F _{om}	D _u	D _l	V _{dm}	L _{dm}	F _{om}	D _u	D _l	V _{dm}	L _{dm}	F _{om}	D _u	D _l	V _{dm}	L _{dm}
.013	151	2.0	4.0	7.0	11.5	145	4.5	4.0	8.0	13.8	147	4.0	4.0	7.5	12.5
.051	104	6.0	8.5	6.0	9.5	110	12.0	16.0	5.3	9.5	120	4.5	2.0	5.0	9.5
.160	67	13.1	8.0	4.5	7.5	82	11.0	15.0	4.5	8.0	93	8.0	4.0	4.5	8.5
.495	47	15.3	5.3	4.0	7.5	63	19.5	18.0	3.5	6.0	83	6.0	8.0	3.0	6.0
2.5	32	6.0	6.0			52	10.0	12.2			60	4.0	7.0		
5	36	8.0	10.0			58	12.5	14.0			60	4.5	4.0		
10	33	6.0	4.0			43	4.0	4.0			43	4.5	2.0		
20	26	2.0	0.0			28	1.9	2.0			26	2.0	2.0		

F_{om} = median value of effective antenna noise in db above ktb.

D_u = ratio of upper decile to median in db.

D_l = ratio of median to lower decile in db.

V_{dm} = median deviation of average voltage in db below mean power.

L_{dm} = median deviation of average logarithm in db below mean power.

SEASONAL TIME-BLOCK VALUES OF RADIO NOISE

USNS ELTANIN

LAT. 55.0 S

LONG. 90.0 W

SPRING (*** .OCT.,****) 1964

FREQ. (Mc)	TIME BLOCKS (LST)														
	0000-0400					0400-0800					0800-1200				
	F _{am}	D _u	D _l	V _{dm}	L _{dm}	F _{am}	D _u	D _l	V _{dm}	L _{dm}	F _{am}	D _u	D _l	V _{dm}	L _{dm}
.013	151	3.5	2.0			151	2.0	2.0			151	4.0	5.6		
.051	124	2.0	4.0			116	5.3	6.0			108	11.6	9.6		
.160	97	4.0	3.3			84	10.3	14.3			71	21.9	11.5		
.495	87	3.3	8.0			59	15.5	10.0			50	13.0	5.2		
2.5	64	2.0	5.3	4.3	8.5	49	11.0	9.0	7.0	13.0	32			9.5	13.0
5	58	4.0	3.3	4.0	8.0	49	9.0	13.6	5.0	8.5	30	11.9	1.9	6.8	10.0
10	41	4.0	2.0	3.8	6.5	39	2.0	7.3	4.0	6.5	31	6.0	4.0	2.8	4.0
20	26			1.5	2.5	26	7.3	1.3	1.5	3.0	26	2.1	2.0	1.5	3.0

FREQ. (Mc)	TIME BLOCKS (LST)														
	1200-1600					1600-2000					2000-2400				
	F _{am}	D _u	D _l	V _{dm}	L _{dm}	F _{am}	D _u	D _l	V _{dm}	L _{dm}	F _{am}	D _u	D _l	V _{dm}	L _{dm}
.013	151	3.3	3.3			149	2.0	4.0			151	2.0	4.0		
.051	107	6.3	9.0			116	6.0	17.0			120	7.3	3.3		
.160	71	15.0	8.0			87	10.0	13.3			98	8.7	6.3		
.495	48	14.2	4.6			81	9.0	18.0			89	3.5	4.0		
2.5	30	6.0	2.0	7.3	10.8	58	7.5	8.0	5.0	9.0	64	5.5	6.0	4.0	8.0
5	35	9.0	7.0	6.0	10.0	58	5.3	11.3	3.5	7.0	62	5.3	4.0	4.0	7.8
10	33	9.0	4.0	2.3	4.5	45	7.0	7.5	3.5	5.5	45	7.3	4.0	4.5	8.0
20	26	4.0	1.9	1.5	2.5	26	4.3	0.3	1.5	3.0	26			2.0	3.5

F_{am} = median value of effective antenna noise in db above ktb.

D_u = ratio of upper decile to median in db.

D_l = ratio of median to lower decile in db.

V_{dm} = median deviation of average voltage in db below mean power.

L_{dm} = median deviation of average logarithm in db below mean power.

SEASONAL TIME-BLOCK VALUES OF RADIO NOISE

USNS ELTANIN

LAT. 45.0 S LONG.180.0

SPRING (***,****,NOV.) 1964

FREQ. (Mc)	TIME BLOCKS (LST)														
	0000-0400					0400-0800					0800-1200				
	F _{am}	D _u	D _l	V _{dm}	L _{dm}	F _{am}	D _u	D _l	V _{dm}	L _{dm}	F _{am}	D _u	D _l	V _{dm}	L _{dm}
.013	160	2.3	8.0	14.0	20.0	156	6.7	9.9	11.8	17.8	154			13.5	18.5
.051	131	4.2	8.2	12.0	17.5	119	13.2	16.0	11.0	16.5	111			14.0	20.0
.160	110	12.1	14.2	7.5	14.0	79	49.4	19.2	15.0	19.0	74			7.8	12.5
.495	87	12.8	11.6	12.8	17.3	63	43.1	26.0	5.3	7.5	51			4.0	6.0
2.5	68					46	22.6	12.0			32				
5	59	5.1	4.9			43	16.2	13.3			28				
10	42	14.9	3.9			36	8.2	5.9			30				
20	25	18.2	1.0			26	21.3	2.0			26				

FREQ. (Mc)	TIME BLOCKS (LST)														
	1200-1600					1600-2000					2000-2400				
	F _{am}	D _u	D _l	V _{dm}	L _{dm}	F _{am}	D _u	D _l	V _{dm}	L _{dm}	F _{am}	D _u	D _l	V _{dm}	L _{dm}
.013	156	4.1	7.9	13.5	19.5	156	3.9	6.0	11.0	17.5	160	3.3	6.3	11.0	17.3
.051	115	18.3	8.0	15.0	21.0	113	21.9	5.9	10.0	14.0	131	4.0	10.3	12.0	17.5
.160	74	38.3	8.3	16.8	23.0	84			15.5	27.0	108	5.9	4.8	10.8	16.5
.495	51	43.1	8.0	99.9	99.9	67			16.5	27.0	89	6.1	10.7	16.0	27.0
2.5	32	34.3	8.0			56	14.0	28.0			65	9.1	7.3		
5	28					52					62	3.9	4.2		
10	30	10.1	2.0			40					46	4.2	2.0		
20	26					28					26				

F_{am} = median value of effective antenna noise in db above ktb.

D_u = ratio of upper decile to median in db.

D_l = ratio of median to lower decile in db.

V_{dm} = median deviation of average voltage in db below mean power.

L_{dm} = median deviation of average logarithm in db below mean power.

SEASONAL TIME-BLOCK VALUES OF RADIO NOISE

USNS ELTANIN

LAT. 45.0 S

LONG. 105.0 W

SPRING (SEPT.,****,****) 1964

FREQ. (Mc)	TIME BLOCKS (LST)														
	0000-0400					0400-0800					0800-1200				
	F _{om}	D _u	D _l	V _{dm}	L _{dm}	F _{om}	D _u	D _l	V _{dm}	L _{dm}	F _{om}	D _u	D _l	V _{dm}	L _{dm}
.013	153	2.0	2.3	10.5	17.0	153	3.9	2.2	11.0	17.5	151			9.5	15.5
.051	125	2.3	4.0	7.5	11.0	121	5.9	6.0	10.3	14.8	107			6.5	10.5
.160	103	4.3	4.3	7.0	12.5	89	10.3	16.3	9.5	16.0	76			2.5	4.5
.495	86	2.0	4.3	5.0	8.8	60	14.3	4.3	2.5	4.0	64			1.5	3.0
2.5	62	2.0	6.3			48	12.0	14.8			29				
5	53					51					29				
10	42	17.1	4.3			40	18.6	4.0			34				
20	25	0.3	2.0			25					25				

FREQ. (Mc)	TIME BLOCKS (LST)														
	1200-1600					1600-2000					2000-2400				
	F _{om}	D _u	D _l	V _{dm}	L _{dm}	F _{om}	D _u	D _l	V _{dm}	L _{dm}	F _{om}	D _u	D _l	V _{dm}	L _{dm}
.013	153			6.5	11.5	149			8.5	13.5	150			10.0	16.3
.051	107			5.5	9.0	110			5.8	10.0	121			6.0	10.5
.160	81			3.5	4.5	85			3.5	6.5	105			6.0	9.0
.495	58			2.0	3.5	84			3.8	6.8	88			5.0	9.0
2.5	32					56					66				
5	31					65					55				
10	34					41					42				
20	25					27					25				

F_{om} = median value of effective antenna noise in db above ktb.

D_u = ratio of upper decile to median in db.

D_l = ratio of median to lower decile in db.

V_{dm} = median deviation of overage voltage in db below mean power.

L_{dm} = median deviation of overage logarithm in db below mean power.

SEASONAL TIME-BLOCK VALUES OF RADIO NOISE

USNS ELTANIN

LAT. 45.0 S

LONG. 90.0 W

SPRING (SEPT.,****,****) 1964

FREQ. (Mc)	TIME BLOCKS (LST)														
	0000-0400					0400-0800					0800-1200				
	F _{am}	D _u	D _l	V _{dm}	L _{dm}	F _{am}	D _u	D _l	V _{dm}	L _{dm}	F _{am}	D _u	D _l	V _{dm}	L _{dm}
.013	150					151					154				
.051	129					123					117				
.160	108					96					79				
.495	.94					74					63				
2.5	69			3.3	6.8	59			5.3	9.5	37			99.9	99.9
5	58			3.3	6.3	55			3.8	7.8	37			99.9	99.9
10	42			2.5	4.5	38			3.3	5.8	32			3.5	5.8
20	27			2.5	4.3	23			1.3	2.5	23			2.0	3.5

FREQ. (Mc)	TIME BLOCKS (LST)														
	1200-1600					1600-2000					2000-2400				
	F _{am}	D _u	D _l	V _{dm}	L _{dm}	F _{am}	D _u	D _l	V _{dm}	L _{dm}	F _{am}	D _u	D _l	V _{dm}	L _{dm}
.013	155					153					153				
.051	111					104					125				
.160	77					79					105				
.495	57					78					92				
2.5	32			99.9	99.9	53			2.5	5.5	65			3.8	7.0
5	31			99.9	99.9	52			1.5	4.5	56			3.5	7.0
10	30			2.0	3.8	44			2.8	6.0	43			2.5	4.5
20	25			1.0	2.5	26			1.0	2.0	25			1.0	2.5

F_{am} = median value of effective antenna noise in db above ktb.

D_u = ratio of upper decile to median in db.

D_l = ratio of median to lower decile in db.

V_{dm} = median deviation of average voltage in db below mean power.

L_{dm} = median deviation of average logarithm in db below mean power.

SEASONAL TIME-BLOCK VALUES OF RADIO NOISE

USNS ELTANIN

LAT. 45.0 S

LONG. 75.0 W

SPRING (*** .OCT.,****) 1964

FREQ. (Mc)	TIME BLOCKS (LST)														
	0000-0400					0400-0800					0800-1200				
	F _{am}	D _u	D _l	V _{dm}	L _{dm}	F _{am}	D _u	D _l	V _{dm}	L _{dm}	F _{am}	D _u	D _l	V _{dm}	L _{dm}
.013	153					153					154				
.051	128					121					118				
.160	103					93					91				
.495	89					71					53				
2.5	62			4.0	8.0	58			6.0	11.5	38			6.3	11.0
5	60			4.5	8.5	56			5.5	9.5	33			7.3	12.5
10	41			4.3	7.0	37			3.5	6.0	29			3.8	6.5
20	24			1.5	3.0	25			1.3	2.8	28			1.8	3.3

FREQ. (Mc)	TIME BLOCKS (LST)														
	1200-1600					1600-2000					2000-2400				
	F _{am}	D _u	D _l	V _{dm}	L _{dm}	F _{am}	D _u	D _l	V _{dm}	L _{dm}	F _{am}	D _u	D _l	V _{dm}	L _{dm}
.013	156					154					153				
.051	124					121					126				
.160	97					94					106				
.495	65					83					92				
2.5	40			7.0	11.5	60			4.3	7.5	66			6.3	12.0
5	40			7.0	12.0	61			3.5	6.0	64			5.3	9.5
10	37			2.8	4.8	46			3.8	7.8	45			4.0	7.5
20	28			2.0	4.0	27			3.0	4.8	26			1.5	3.0

F_{am} = median value of effective antenna noise in db above ktb.

D_u = ratio of upper decile to median in db.

D_l = ratio of median to lower decile in db.

V_{dm} = median deviation of average voltage in db below mean power.

L_{dm} = median deviation of average logarithm in db below mean power.

SEASONAL TIME-BLOCK VALUES OF RADIO NOISE

USNS ELTANIN

LAT. 35.0 S

LONG. 75.0 W

SPRING (SEPT.,OCT.,****) 1964

FREQ. (Mc)	TIME BLOCKS (LST)														
	0000-0400					0400-0800					0800-1200				
	F _{am}	D _u	D _l	V _{dm}	L _{dm}	F _{am}	D _u	D _l	V _{dm}	L _{dm}	F _{am}	D _u	D _l	V _{dm}	L _{dm}
.013	153	4.2	3.9			153	4.2	4.0			155				
.051	130	2.7	4.5			121	11.4	11.3			117				
.160	107					87	20.6	14.3			78				
.495	90	6.2	2.1			64	28.0	13.0			54				
2.5	64	14.1	2.2	4.0	7.5	60	12.3	22.3	5.5	9.0	34			7.0	9.3
5	58	5.0	4.9	3.5	7.0	52	10.5	9.5	4.5	7.5	34			5.0	8.0
10	43			3.3	5.5	39	10.4	6.7	2.5	5.0	33			3.0	5.0
20	23			1.0	2.5	24			1.8	3.0	25			1.5	3.0

FREQ. (Mc)	TIME BLOCKS (LST)														
	1200-1600					1600-2000					2000-2400				
	F _{am}	D _u	D _l	V _{dm}	L _{dm}	F _{am}	D _u	D _l	V _{dm}	L _{dm}	F _{am}	D _u	D _l	V _{dm}	L _{dm}
.013	160	1.0	3.0			157	4.0	4.0			154	7.0	3.5		
.051	123	4.0	5.9			121	12.0	11.0			127	13.5	2.0		
.160	81	22.4	6.0			103	15.0	21.5			107	18.0	4.9		
.495	54	15.7	7.0			92	13.6	32.3			92	16.4	4.5		
2.5	32	9.2	6.2	5.5	8.0	60	18.7	18.7	2.8	5.5	66	20.0	5.4	3.5	7.5
5	36	15.6	7.6	6.0	9.0	63	9.3	11.3	3.0	6.5	66	9.0	7.7	3.0	6.5
10	38	3.7	5.7	3.5	5.5	46	1.5	3.0	3.0	6.5	44	6.9	1.9	3.5	6.3
20	28	3.0	2.3	1.8	3.8	28	2.0	2.1	1.5	3.0	25	2.6	3.4	1.8	3.3

F_{am} = median value of effective antenna noise in db above ktb.

D_u = ratio of upper decile to median in db.

D_l = ratio of median to lower decile in db.

V_{dm} = median deviation of average voltage in db below mean power.

L_{dm} = median deviation of average logarithm in db below mean power.

SEASONAL TIME-BLOCK VALUES OF RADIO NOISE

ENKÖPING, SWEDEN

LAT. 59.5 N

LONG. 17.3 E

AUTUMN (SEPT., OCT., NOV.) 1964

FREQ. (MC)	TIME BLOCKS (LST)														
	0000-0400					0400-0800					0800-1200				
	F _{am}	D _u	D _l	V _{dm}	L _{dm}	F _{am}	D _u	D _l	V _{dm}	L _{dm}	F _{am}	D _u	D _l	V _{dm}	L _{dm}
.013	152	3.0	2.0	10.0	16.0	152	2.0	3.0	11.5	18.0	148	4.0	4.0	12.0	18.5
.051	121	6.0	6.0	10.5	16.0	117	6.2	6.2	10.5	16.0	109	6.0	10.0	13.0	20.0
.160	102	6.9	5.0	5.0	9.5	98	8.0	19.0	5.0	8.0	90	10.0	15.9	4.3	7.5
.495	80	19.0	4.0	6.3	10.5	71	21.5	18.8	4.5	6.5	59	20.0	7.0	4.5	6.5
2.5	57	4.9	6.0	5.5	9.5	53	6.0	8.0	6.3	10.0	39	14.0	7.6	4.5	7.5
5	54	9.0	5.0	5.5	8.5	53	8.0	10.0	6.5	10.0	35	12.0	4.0	4.0	6.5
10	34	6.0	4.0	3.0	5.0	34	12.0	4.0	3.0	5.0	46	4.0	7.6	11.5	15.0
20	19	2.0	2.0	1.5	2.8	19	2.0	2.0	1.5	3.0	21	4.0	2.0	2.5	4.0

FREQ. (MC)	TIME BLOCKS (LST)														
	1200-1600					1600-2000					2000-2400				
	F _{am}	D _u	D _l	V _{dm}	L _{dm}	F _{am}	D _u	D _l	V _{dm}	L _{dm}	F _{am}	D _u	D _l	V _{dm}	L _{dm}
.013	148	5.0	4.0	9.0	14.0	149	5.0	3.0	8.5	13.0	152	4.0	4.0	9.0	14.0
.051	111	6.0	12.0	11.5	17.5	115	8.0	8.0	9.5	15.0	120	7.0	7.0	10.0	15.5
.160	85	10.5	12.5	6.0	9.5	96	8.0	14.9	5.5	9.5	102	6.1	6.0	5.5	9.5
.495	60	27.0	8.0	3.5	6.0	76	19.5	16.0	4.0	6.0	80	19.1	6.0	5.5	8.8
2.5	41	9.5	8.0	4.5	7.3	51	8.1	8.0	4.5	9.0	57	6.0	6.0	5.5	9.0
5	39	11.2	8.0	4.0	6.5	60	6.0	9.0	10.5	15.0	55	11.7	6.0	5.8	9.5
10	42	4.0	4.0	6.0	9.0	42	8.0	10.0	5.0	7.5	34	8.0	4.0	3.5	5.5
20	21	2.0	2.0	1.8	3.5	21	2.0	2.9	1.5	3.0	19	2.0	2.0	1.5	3.0

F_{am} = median value of effective antenna noise in db above ktb.

D_u = ratio of upper decile to median in db.

D_l = ratio of median to lower decile in db.

V_{dm} = median deviation of average voltage in db below mean power.

L_{dm} = median deviation of average logarithm in db below mean power.

SEASONAL TIME-BLOCK VALUES OF RADIO NOISE

FRONT ROYAL, VA.

LAT. 38.8 N

LONG. 78.2 W

AUTUMN (SEPT., OCT., NOV.) 1964

FREQ. (Mc)	TIME BLOCKS (LST)														
	0000-0400					0400-0800					0800-1200				
	F _{am}	D _u	D _l	V _{dm}	L _{dm}	F _{am}	D _u	D _l	V _{dm}	L _{dm}	F _{am}	D _u	D _l	V _{dm}	L _{dm}
.135	110	6.0	4.0			103	10.0	10.2			93	9.0	3.0		
.5	92	7.0	5.0			78	14.0	19.0			60	4.0	4.6		
2.5	64	12.4	7.0			56	14.5	10.5			40	4.0	4.8		
5	60	7.0	5.0			55	9.5	8.5			38	5.0	5.0		
10	39	4.0	9.0			39	6.0	12.0			37	5.0	10.0		
20	24	7.0	2.0			23	8.0	1.0			27	9.0	5.0		

FREQ. (Mc)	TIME BLOCKS (LST)														
	1200-1600					1600-2000					2000-2400				
	F _{am}	D _u	D _l	V _{dm}	L _{dm}	F _{am}	D _u	D _l	V _{dm}	L _{dm}	F _{am}	D _u	D _l	V _{dm}	L _{dm}
.135	93	11.0	3.0			101	9.0	10.0			110	6.0	6.0		
.5	62	7.0	4.0			77	13.0	15.0			92	5.0	6.0		
2.5	39	4.0	5.0			56	11.2	11.0			64	10.0	6.0		
5	39	5.0	4.0			55	7.0	9.0			60	6.0	5.0		
10	40	4.0	7.0			43	8.0	10.0			40	6.0	9.0		
20	28	7.0	3.0			28	5.0	2.0			24	7.0	1.0		

F_{am} = median value of effective antenna noise in db above ktb.

D_u = ratio of upper decile to median in db.

D_l = ratio of median to lower decile in db.

V_{dm} = median deviation of average voltage in db below mean power.

L_{dm} = median deviation of average logarithm in db below mean power.

SEASONAL TIME-BLOCK VALUES OF RADIO NOISE

KEKAHA, HAWAII

LAT. 22.0 N

LONG. 159.7 W

AUTUMN (SEPT., OCT., NOV.) 1964

FREQ. (Mc)	TIME BLOCKS (LST)														
	0000-0400					0400-0800					0800-1200				
	F _{om}	D _u	D _l	V _{dm}	L _{dm}	F _{om}	D _u	D _l	V _{dm}	L _{dm}	F _{om}	D _u	D _l	V _{dm}	L _{dm}
.013	151	6.0	2.0	11.5	18.0	152	4.9	3.0	12.0	19.0	149	6.0	4.0	12.0	18.0
.051	130	6.0	4.0	11.5	18.0	130	4.0	10.0	12.0	19.5	112	20.0	8.7	13.3	19.8
.160	109	8.2	5.2	10.5	18.0	104	11.0	18.0	11.0	19.0	76	36.0	9.0	14.0	22.5
.495	86	16.0	6.5	11.0	18.5	80	14.0	24.0	10.0	18.0	56	31.6	6.0	7.0	10.0
2.5	59	11.3	4.0	6.0	10.0	57	10.0	10.0	5.5	10.5	36	18.5	7.0	3.0	4.5
5	52	6.0	6.0	4.5	7.5	48	8.0	8.0	4.5	8.0	28	22.0	10.0	3.5	5.5
10	34	6.6	4.0	3.0	5.0	30	7.6	3.0	3.0	5.0	27	12.9	7.1	4.3	6.5
20	22	2.0	2.0	2.0	3.5	22	2.0	1.0	2.0	3.5	22	2.0	1.3	2.5	4.0

FREQ. (Mc)	TIME BLOCKS (LST)														
	1200-1600					1600-2000					2000-2400				
	F _{om}	D _u	D _l	V _{dm}	L _{dm}	F _{om}	D _u	D _l	V _{dm}	L _{dm}	F _{om}	D _u	D _l	V _{dm}	L _{dm}
.013	149	6.0	4.0	14.0	21.5	147	6.0	2.0	13.0	20.0	151	4.0	4.0	11.0	18.0
.051	110	18.0	6.3	14.5	21.5	112	16.0	8.0	11.5	18.0	124	8.0	6.2	11.5	18.5
.160	74	32.0	8.0	13.5	23.5	87	21.0	17.0	11.0	18.5	105	10.0	8.1	11.3	19.5
.495	54	28.0	4.0	6.8	9.8	68	24.0	14.0	8.3	16.3	84	12.0	8.0	11.0	19.5
2.5	33	11.1	6.0	2.0	4.0	43	18.0	10.0	2.8	4.5	57	11.0	6.0	6.0	9.5
5	24	20.0	6.0	3.0	5.0	42	10.0	14.0	4.5	7.5	50	8.0	6.0	5.0	9.0
10	26	14.0	7.0	4.0	6.5	35	5.0	4.0	4.0	6.5	35	7.0	3.0	3.5	5.5
20	23	2.0	3.0	2.5	4.5	24	1.0	2.0	2.5	4.0	23	2.0	1.0	1.5	3.0

F_{om} = median value of effective antenna noise in db above ktb.

D_u = ratio of upper decile to median in db.

D_l = ratio of median to lower decile in db.

V_{dm} = median deviation of overage voltage in db below mean power.

L_{dm} = median deviation of overage logarithm in db below mean power.

SEASONAL TIME-BLOCK VALUES OF RADIO NOISE

NEW DELHI, INDIA LAT. 28.8 N LONG. 77.3 E AUTUMN (SEPT., OCT., NOV.) 1964

FREQ. (MC)	TIME BLOCKS (LST)														
	0000-0400					0400-0800					0800-1200				
	F _{om}	D _u	D _l	V _{dm}	L _{dm}	F _{om}	D _u	D _l	V _{dm}	L _{dm}	F _{om}	D _u	D _l	V _{dm}	L _{dm}
.013	156	3.0	4.0	6.0	10.0	155	4.0	4.0	6.5	10.0	152	4.0	4.0	6.0	9.3
.051	132	6.0	5.0	8.5	13.0	127	9.0	9.0	7.5	12.0	120	10.0	6.0	7.0	10.0
.160	113	10.0	9.0	8.5	13.3	104	15.0	15.9	7.0	11.8	95	18.0	8.0	7.5	12.5
.495	94	12.0	6.0	7.0	11.0	82	16.0	10.0	4.0	6.0	74	12.9	4.0	2.5	4.0
2.5	63	11.0	7.5	4.0	6.0	59	15.0	10.0	4.5	6.3	49	11.3	6.0	3.8	5.8
5	58	10.0	9.5	3.8	5.8	54	16.0	10.0	4.0	5.8	42	14.0	8.0	5.0	6.5
10	41	7.0	6.0	5.5	7.0	41	8.0	6.0	4.5	6.0	38	6.0	5.0	6.0	8.5
20	24	3.0	2.0	1.8	4.0	24	3.0	2.0	2.0	4.5	24	3.0	2.0	2.5	4.0

FREQ. (MC)	TIME BLOCKS (LST)														
	1200-1600					1600-2000					2000-2400				
	F _{om}	D _u	D _l	V _{dm}	L _{dm}	F _{om}	D _u	D _l	V _{dm}	L _{dm}	F _{om}	D _u	D _l	V _{dm}	L _{dm}
.013	154	7.0	4.0	6.5	10.5	156	3.8	4.0	6.0	9.3	156	3.0	2.0	5.5	9.0
.051	124	14.0	7.0	7.5	11.0	128	8.0	10.0	8.5	12.5	132	6.0	5.0	7.5	12.0
.160	99	20.0	9.0	7.5	12.0	109	10.0	12.0	8.0	12.8	115	7.0	7.0	7.0	12.0
.495	78	20.3	6.0	3.0	4.5	90	12.0	12.0	7.0	10.5	96	8.0	10.0	7.0	12.0
2.5	50	21.2	5.0	4.5	6.5	59	14.0	8.9	4.5	6.5	65	8.0	10.0	4.5	6.5
5	44	22.0	8.0	6.0	9.0	56	12.0	10.0	4.3	6.3	58	10.0	6.0	4.5	6.0
10	39	7.0	6.0	4.5	6.5	45	5.6	5.0	4.5	6.0	44	7.9	6.9	4.0	6.0
20	27	3.0	3.0	3.0	4.5	26	4.0	2.9	2.8	4.5	24	3.0	2.0	2.0	4.0

F_{om} = median value of effective antenna noise in db above ktb.

D_u = ratio of upper decile to median in db.

D_l = ratio of median to lower decile in db.

V_{dm} = median deviation of average voltage in db below mean power.

L_{dm} = median deviation of average logarithm in db below mean power.

SEASONAL TIME-BLOCK VALUES OF RADIO NOISE

OHIRA, JAPAN

LAT. 35.6 N

LONG. 140.5 E

AUTUMN (SEPT., OCT., NOV.) 1964

FREQ. (Mc)	TIME BLOCKS (LST)														
	0000-0400					0400-0800					0800-1200				
	F _{am}	D _u	D _l	V _{dm}	L _{dm}	F _{am}	D _u	D _l	V _{dm}	L _{dm}	F _{am}	D _u	D _l	V _{dm}	L _{dm}
.013	158	6.0	4.0	13.0	18.0	157	6.0	5.0	14.0	19.0	156	6.0	5.0	16.0	21.5
.051	138	6.0	6.0	14.5	21.0	132	8.0	14.0	15.5	22.0	122	14.0	12.0	18.3	25.0
.160	117	6.0	6.0	12.0	18.3	106	14.0	23.0	14.5	22.0	92	23.0	15.0	18.0	24.0
.495	92	11.0	9.1	10.0	16.0	76	21.0	18.0	11.5	19.5	68	23.9	9.0	7.0	9.5
2.5	62	12.0	7.9	8.5	13.5	58	10.0	12.9	8.0	13.5	44	12.0	6.0	5.5	8.0
5	54	11.3	6.0	7.0	11.5	58	12.0	16.0	7.0	12.0	44	12.0	12.0	9.3	14.0
10	38	9.9	7.0	8.5	11.5	38	10.3	7.0	5.3	8.8	38	10.1	8.0	4.5	7.5
20	21	4.0	2.0	1.5	3.0	23	2.0	2.0	1.5	3.5	25	2.0	4.2	1.5	3.8

FREQ. (Mc)	TIME BLOCKS (LST)														
	1200-1600					1600-2000					2000-2400				
	F _{am}	D _u	D _l	V _{dm}	L _{dm}	F _{om}	D _u	D _l	V _{dm}	L _{dm}	F _{am}	D _u	D _l	V _{dm}	L _{dm}
.013	156	6.0	4.0	13.8	19.0	157	4.0	5.0	12.0	17.5	158	5.0	4.0	13.0	18.5
.051	122	14.0	8.1	15.0	22.0	128	10.0	12.0	15.0	20.0	136	8.0	6.0	14.0	20.5
.160	91	20.0	14.0	16.3	21.3	106	11.0	17.0	14.5	20.5	117	6.0	8.0	12.0	18.0
.495	69	18.0	11.0	6.0	9.0	84	12.1	19.0	12.0	19.0	92	9.0	13.0	9.5	16.0
2.5	42	10.0	4.0	8.0	12.0	54	10.0	10.0	7.5	12.5	60	10.0	6.0	7.5	12.5
5	42	14.3	8.3	7.0	10.8	60	10.0	18.0	5.5	10.0	56	12.7	8.7	6.0	10.0
10	40	9.0	8.0	4.0	6.5	46	11.0	9.0	4.0	7.3	42	9.0	11.0	4.0	8.0
20	25	2.0	4.0	1.5	3.5	23	3.1	2.1	1.0	3.0	22	3.0	1.0	2.0	3.3

F_{om} = median value of effective antenna noise in db above ktb.

D_u = ratio of upper decile to median in db.

D_l = ratio of median to lower decile in db.

V_{dm} = median deviation of average voltage in db below mean power.

L_{dm} = median deviation of average logarithm in db below mean power.

SEASONAL TIME-BLOCK VALUES OF RADIO NOISE

PRETORIA, S. AFR LAT. 25.8 S LONG. 28.3 E SPRING (SEPT.,OCT.,NOV.) 1964

FREQ. (Mc)	TIME BLOCKS (LST)														
	0000-0400					0400-0800					0800-1200				
	F _{am}	D _u	D _l	V _{dm}	L _{dm}	F _{am}	D _u	D _l	V _{dm}	L _{dm}	F _{am}	D _u	D _l	V _{dm}	L _{dm}
.013	160	6.0	6.0			156	7.0	5.8			153	8.9	5.0		
.051	135	10.0	9.0			127	10.0	12.9			119	18.0	11.0		
.160	113	10.0	12.0			97	18.0	14.0			89	24.1	8.0		
.495	99	8.5	11.0			70	27.0	10.0			65	26.9	6.0		
2.5	73	8.0	11.0			63	12.0	16.0			48	11.0	4.0		
5	60	6.0	7.0			56	8.0	12.1			38	12.3	6.0		
10	40	7.0	9.0			39	8.3	8.0			34	11.0	7.0		
20	22	2.0	2.0			22	2.0	2.0			24	2.0	3.0		

FREQ. (Mc)	TIME BLOCKS (LST)														
	1200-1600					1600-2000					2000-2400				
	F _{am}	D _u	D _l	V _{dm}	L _{dm}	F _{am}	D _u	D _l	V _{dm}	L _{dm}	F _{am}	D _u	D _l	V _{dm}	L _{dm}
.013	162	9.5	8.5			166	8.0	10.0			163	8.0	7.8		
.051	135	16.0	17.0			141	12.0	19.7			139	12.0	14.0		
.160	111	20.0	26.0			119	16.0	32.0			117	12.0	16.0		
.495	88	27.8	26.0			99	16.0	33.0			102	9.5	14.5		
2.5	51	28.0	6.0			73	15.7	22.9			77	10.0	13.0		
5	45	21.0	11.7			63	9.2	15.0			62	9.0	10.0		
10	42	13.0	13.0			52	7.0	11.0			45	10.0	10.0		
20	28	11.0	4.0			30	9.0	6.0			24	6.1	3.0		

F_{am} = median value of effective antenna noise in db above ktb.
 D_u = ratio of upper decile to median in db.
 D_l = ratio of median to lower decile in db.
 V_{dm} = median deviation of average voltage in db below mean power.
 L_{dm} = median deviation of average logarithm in db below mean power.

SEASONAL TIME-BLOCK VALUES OF RADIO NOISE

SÃO JOSÉ, BRAZIL

LAT. 23.3 S

LONG. 45.8 W

SPRING (SEPT.,OCT.,NOV.) 1964

FREQ. (Mc)	TIME BLOCKS (LST)														
	0000-0400					0400-0800					0800-1200				
	F _{am}	D _u	D _l	V _{dm}	L _{dm}	F _{am}	D _u	D _l	V _{dm}	L _{dm}	F _{am}	D _u	D _l	V _{dm}	L _{dm}
.051	134	8.0	6.0	7.5	13.0	128	10.0	10.0	8.0	12.8	126	8.0	12.0	8.0	11.8
.113	119	8.0	8.0	6.5	11.5	108	14.0	14.0	7.0	11.5	102	11.0	8.0	7.5	11.5
.246	107	8.0	10.0	6.5	11.5	89	18.0	14.0	7.0	11.5	83	12.0	6.0	7.5	10.5
.545	.91	8.0	6.0	5.0	8.5	88	6.0	8.0	5.0	9.3	89	6.0	6.0	5.5	10.5
2.5	66	8.0	9.0	6.0	10.5	58	12.0	14.0	5.5	10.0	36	9.0	5.0	4.5	7.0
5	61	10.0	10.0	6.0	10.0	59	10.0	12.0	5.5	9.0	43	12.0	8.0	6.0	11.5
10	43	8.0	10.0	5.0	8.0	41	8.0	10.0	5.5	8.5	35	10.0	6.0	7.5	11.3
20	24	4.0	2.0	2.0	3.5	24	4.0	2.0	2.5	4.0	24	6.0	2.0	2.8	4.5

FREQ. (Mc)	TIME BLOCKS (LST)														
	1200-1600					1600-2000					2000-2400				
	F _{am}	D _u	D _l	V _{dm}	L _{dm}	F _{am}	D _u	D _l	V _{dm}	L _{dm}	F _{am}	D _u	D _l	V _{dm}	L _{dm}
.051	130	12.0	10.0	7.5	12.0	134	12.0	8.0	6.5	10.5	136	8.0	6.0	6.5	10.5
.113	108	18.0	10.3	7.5	11.5	114	15.0	12.0	7.0	11.5	120	8.0	6.0	5.5	9.8
.246	87	26.0	10.0	9.0	14.0	99	16.0	18.0	7.0	11.3	107	8.0	8.0	5.5	10.0
.545	89	10.0	6.0	5.5	11.0	90	9.0	7.0	5.0	9.0	93	6.0	6.0	5.0	8.0
2.5	36	28.7	5.0	4.5	7.0	60	13.0	18.0	5.8	10.0	67	8.0	8.0	5.5	9.5
5	43	12.0	10.0	6.5	11.0	63	6.0	10.0	5.5	9.5	69	4.0	6.0	5.0	8.5
10	41	8.0	10.0	6.0	9.5	49	6.0	8.0	5.0	8.0	45	8.0	6.0	5.5	8.5
20	28	6.0	4.0	3.5	6.0	32	4.0	4.0	4.0	6.0	26	6.0	4.0	3.0	5.0

F_{am} = median value of effective antenna noise in db above ktb.

D_u = ratio of upper decile to median in db.


D_l = ratio of median to lower decile in db.

V_{dm} = median deviation of average voltage in db below mean power.


L_{dm} = median deviation of average logarithm in db below mean power.


GPO 855-245
















U.S. DEPARTMENT OF COMMERCE
WASHINGTON, D.C. 20230

POSTAGE AND FEES PAID
U.S. DEPARTMENT OF COMMERCE

OFFICIAL BUSINESS





