

Historic, archived document

Do not assume content reflects current scientific knowledge, policies, or practices.

6237

LIBRARY

RECEIVED

FEB 14 1928

U. S. Department

1928 - PRYOR'S - 1928
Descriptive Catalogue
OF HIGH-GRADE
STRAWBERRY
PLANTS



M. S. PRYOR
SALISBURY, MD.

1928 - Greetings - 1928

I take great pleasure in sending herewith to my friends and patrons my annual Strawberry Plant Catalogue. This is my little salesman, and it will tell you about the 24 varieties I have grown for this season—varieties that are making money for growers all over the country, and varieties that will make money for you. I have given in it a brief description of each variety also other information which I trust will be helpful. I have discontinued growing asparagus roots, specializing in strawberry plants and I have discontinued some varieties that were not as good as some other varieties in their season. I have added to my list three varieties, namely:- McAlpin and Pearl, late spring varieties and Mastodon Everbearing; as I want to offer my customers the best in berries.

My prices on most all varieties, as you will notice, are much lower this season, and are as low as is consistent with high quality, efficient service and a square deal. I have a fine lot of plants for this season grown especially for plants, and are healthy, heavy-rooted, strong and vigorous, just the kind you want to plant for a big crop of fruit next spring.

I thank each one of you for your patronage in the past which has enabled my business to grow until now I have a nice business built on the solid foundation of honesty and fair dealing. I surely appreciate this for it is only thru your help that my business can succeed and grow. Your success is my success; for I know if I do not please you I cannot expect your order, and in asking for your patronage again this season I assure you it is my aim, and will always endeavor in the future, as in the past, to give you an honest dollar's value in good live, healthy, well-rooted, true to name plants and to give you prompt and courteous service at all times. To those who have not dealt with me I ask a trial, confident in my ability to serve you to your satisfaction.

Again thanking you for your patronage in the past and wishing you health, happiness and success thru the coming year, I remain,

Very sincerely yours,

M. S. PRYOR.

STRAWBERRY CULTURE

Soil—Strawberries need a well-drained soil, but still land that will retain moisture, as strawberries require a great deal of moisture, especially at fruiting time; therefore, a moist soil always contributes to success. A heavy sandy loam or light clay loam is preferable for a strawberry patch; however, good results can be obtained upon the lighter soils if springy or if sufficient care is taken to retain moisture. As the strawberry crop is of more value than the ordinary farm crop, more care should be taken that the soil in proper condition and supplied with the proper plant food. Strawberries should follow some truck crop that has been heavily manured if possible, or after cowpeas; if neither of these are available, rye can be sown in the early fall and plowed under in the early spring; this will supply humus, as strawberries need a soil full of humus; it helps hold the moisture and supplies plant food that cannot be added by the use of commercial fertilizer. Strawberries should not be planted on an old sod, as it is likely to be infested with grubs; such land should at least receive one cultivated crop before planting strawberries.

Selection of Plants—The selection of the plants you set is more important than many think, for the quality of the plants you set will largely determine the quantity and quality of the fruit you secure. It costs considerable to prepare, fertilize, plant, cultivate and market an acre of strawberries, and you cannot afford to set plants taken from an old fruiting bed which is low in vigor and fruiting power and also of unknown variety to save a few cents or dollars, because inferior fruit always sells for a much lower price. The few dollars you pay extra per acre to get good plants often makes the difference between profit and loss at fruiting time.

PRYOR'S quality plants are fresh dug from new beds that have never before borne a crop of fruit and are full of vitality and of heavy fruiting power and should grow and produce big crops if instructions in this catalogue are followed. We dig the whole row throwing out the ones that are not well rooted and are worth much more than plants dug from the alleys.

Care of Plants When Received—If for any reason you are not quite ready to set plants when received, always unpack plants, carefully separating each variety, and untie bundles and heal in V-shaped trenches; dampen the roots, but not the tops; firm soil around them with foot and shade from sun. Plants can be kept a month in this way. For northern customers I recommend this method and advise ordering plants shipped early in April, when they are dormant and will stand handling safely; also will be there ready to set at the most favorable time.

Planting—In the northern states strawberries should be planted as early in the spring as the ground can be worked; in the south plants may be set any time from November 1st to April 1st. When setting plants care should be taken not to let the plants be exposed to the wind and sun. The roots should be kept damp and set in moist soil and the soil should be firmly pressed around the plant so it will not dry out, and not set the plants too deep or too shallow, the depth as grown in the nursery row being just right. The rows

should be about 3½ feet apart for the matted row system and plants set 15 to 24 inches apart, according to variety; varieties making few plants, like Chesapeake, should be set 15 inches and prolific plant makers, like Dunlap, Klondyke and Missionary, can be set 20 to 24 inches; most other varieties should be set 18 to 20 inches in the row. After the beds are 10 or 12 inches wide or as wide as wanted, the runners should be kept cut off.

Fertilizing—To get plants started early a light application of fertilizer, if barnyard manure is not available, which is best spread and harrowed in, should be made before planting; but I desire to warn my customers against the too-heavy application of commercial fertilizer to young strawberry plants. Many plants have been injured and often killed outright; but 300 or 400 pounds will not hurt them, provided it **does not contain any potash** and is well scattered and mixed with the soil before planting or put in two weeks earlier. I always make another application in the late summer to make stronger, better rooted plants, using about 350 pounds to the acre, but be sure foliage is thoroughly dry before applying, and brush it off the plants with a brush. An application of 5-8-5 fertilizer in the early spring will make a heavier, better crop of fruit.

Cultivation—Cultivation should begin as soon as possible after plants are set and should continue once a week or 10 days if land is in suitable condition, through the summer and early fall to keep clean and help retain moisture. Hoe as often as necessary to keep down weeds, but shallow, so as not to disturb the roots.

Renewing the Patch—Most of my customers, I believe, will find it profitable to leave their patches for the second crop. The first step in renewing the patch after the first crop is off is as follows: If the field is weedy, mow or cut it and rake it off. Cultivation should begin at once, and if the matted row is too wide we take a furrow away from each side of the row, leaving the bed about 10 inches wide, making a back furrow or ridge in the middle, which should be cultivated down, a double shovel cultivator being the best tool for this purpose. It is well to apply a liberal dressing of well-rotted manure on the freshly harrowed earth and drag in. Continue to cultivate same as first season and the second crop will be as good as the first. I do not believe it advisable to fruit a patch more than two years.

Removing the Blossoms—This is very important, as all strawberry plants begin to blossom and bear fruit soon after being set in the spring, and if the plants are allowed to bear fruit, the plants are greatly weakened, as the production of fruit on these young plants uses the greater part of their vitality; therefore, all blossoms should be removed. This may mean success or failure. On everbearing varieties all blossoms should be removed until about the middle of July, or until the plants get well started.

STRAWBERRY CULTURE IN A NUTSHELL

Plant early in the spring; cut off all blossoms that appear the first year; keep out the weeds and mulch with straw after the ground freezes in the fall—Dean Ralph R. Watts, in Market Growers' Journal.



Pryor's Highland Plants

Have a well developed root system that makes them grow and produce results for our customers.

Don't you think it will pay you to plant this kind this spring.

SET STRAWBERRY PLANTS EARLY

Set strawberry plants early—just as soon as the ground can be worked. The natural time to set all plants is in the early spring. Everything in nature takes on new life at this time, and your plants will do much better planted then than at any other time for the following reasons:

1—The plants are dormant during the winter and just start putting out new foliage and will stand handling better than at any other time; also there is much less foliage and can be packed in much smaller packages and transportation charges will be less.

2—Plants set in early spring, before the sun gets hot, will enable them to get started much earlier. Then, there is plenty of moisture at this time, something every plant must have to live, insuring a good stand, if properly set and enables plant to get a good start before the dry weather sets in.

3—Plants will do better set early in the spring without a fertilizer than when set late in the spring with fertilizer; or, in other words, an early planting without fertilizer is better than a three or four weeks' later planting with a light application of fertilizer. Then you will have them set, too, before the rush of the spring work comes on.

Be sure to set your plants early this spring. I would advise ordering plants shipped early about 10 days or two weeks before you intend planting, and you can heel them in and have them there ready to set when the weather is just right for setting.



MASTODON E. B.

Picked and Photographed Nov. 10, 1927

EVERBEARING VARIETIES

A few years ago it was necessary to wait from one spring until another for the delicious strawberry. They always taste sweeter and better when about gone, but no matter how well we liked them we simply had to wait until the next season for fresh berries. Of course, we had them canned and preserved; they were fine, but still not near as good as strawberries picked fresh from the vines. But now by planting some of the Everbearing plants we can enjoy strawberries 5 or 6 months in the year. Delicious! You said it. Almost makes your mouth water to think of them, and we are just as sorry to see the last ones gone as we used to be in the spring. We have even picked frozen berries off the vines. Yes, sir; they bear until the ground freezes in the fall the same year they are set. They bear their best fall crop the same year they are set. But the blossoms should be cut off until about July 15th, so the plants can get a good start.

Everbearing strawberries are grown just like the spring varie-

ties, except that the blossoms should be cut off until about the middle of July, when they can be allowed to fruit, and from about August 1st until the ground freezes you will have plenty of berries. The plants will have ripe berries, green berries and blossoms on them all at the same time. I have tested several varieties of everbearing strawberries, and am offering Mastodon, Champion and Progressive as the best. All the Everbearing varieties listed here are perfect blossom and do not have to be fruited.

CHAMPION (Per)

This heavy yielding everbearer has been planted by thousands of growers in the last seven years and, so far as I know, there has not been an unfavorable report. Plants set this spring, if given proper care, will fruit continuously from July until the ground freezes, and will outyield other varieties except possibly Mastodon. The berries are as good quality as Progressive, will average larger size, and of same color and flavor, being so sweet do not require as much sugar as other varieties many preferring Champion and Progressive for this reason. One of the best for the home table and should be in every garden in America.


PROGRESSIVE (Per)

The old standard everbearing variety, and is the best known of all the everbearers. It seems adapted to all soils and sections, and is so well known that it is not necessary to give a lengthy description of it. They will fruit from early summer until the ground freezes, as frost has little effect on them, the same season they are set out. I have often seen ripe fruit on the runner plants before they take root. Very productive and a sure cropper every season. The fruit is of medium size, dark red and of good quality. Plants are medium in size, very thrifty and full of vitality.

MASTODON (Per)

This great new Everbearing Strawberry is probably the largest Everbearing strawberry grown; at least is the largest that grows much of a crop in the fall. Mastodon not only bears large berries but lots of them, and keeps it up all the late summer and fall; the last berries being almost as large as the first.

Mastodon is not quite as good flavor as Champion and Progressive nor quite as productive, or rather will not produce as many berries but will, I believe, produce as many or more quarts than either of them, the berries are so much larger and for this reason are much more attractive in the package and sells for much better prices. Mastodon has been widely advertised the last two years and many wonderful claims have been made for it some of which may not be fully justified; but is, I believe, the best variety, commercially, yet introduced and deserves a great deal of praise. The plants are large with long deep roots that enables them to withstand drouth. The foliage is low and spreading which protects the blossoms and fruit from frost and cold. I have fruited Mastodon the last two years and am very much pleased with it and expect to plant a larger acreage of them this season. I have a good crop of plants but anticipate a big demand for them and would advise placing order as early as possible to make sure of getting them.



PREMIER

EARLY SPRING VARIETIES

PREMIER (Howard 17) (Per)

Premier, or Howard 17, is the best and most popular early variety ever introduced, and no variety, either early or late, was ever introduced that attained such great popularity in so short a time, for Premier is grown and is a success in all parts of the country.

I had thought to change the description of Premier this time and give only a short description, but it is such a valuable variety that I have decided to use same space and description as last year and in addition quoting a paragraph from Dean R. L. Watts in Market Growers Journal, which follows:

“Premier Strawberry continues to grow in popularity. It is a Money getter.”

Here are just a few reasons why it is so popular:

1. It is the first large early berry to ripen—size and earliness—a combination that brings in the money. There are a few, and very few, varieties earlier than Premier, but none of them can compare with Premier in size and quality.

2. It is productive, bearing an enormous crop of fruit. No variety will produce more, and holds up well in size until the last picking.

3. It is a sure cropper, nearly always producing a bumper crop, even when other varieties are killed by frost, being almost frost-proof.

4. It is healthy, plant growth being ideal, clean and free from rust from spring till fall.

5. It will grow in any climate. Premier is grown from Maine to California and from Canada to the Gulf, and will grow and thrive on most all kinds of soil.

6. It is attractive. The large beautifully formed berries that are bright red in color and extend clear through to the center, with a bright green cap, make a pleasing appearance in the crate and attract the attention of buyers and makes them willing to pay top prices for them.

7. It is a good shipper, being firm enough to stand shipping to distant markets if kept well picked up.

8. It produces through a long season, producing great quantities of fancy, high-quality berries until the late varieties start to ripen, and enables you to keep your pickers from the beginning of the berry season until the late varieties are gone.

Premier has so many good qualities that it is difficult to name them all. I could name more, but to fully appreciate what a great money-maker and mortgage-lifter Premier is, you should plant some this spring. You'll be glad you did. If you have been growing early berries and making some money, plant Premier and you will make more money. Premier is a fine table berry, and no garden is complete without it. I have a fine crop of Premier plants this spring, probably the largest supply I have ever had, and have a good, well-developed root system, so essential to their taking hold and growing in their new home. I am offering them at reasonable prices for this grade of plants and hope to have your order, for I know they will please you. I'll be expecting it.

✕ CAMPBELL'S EARLY (Per)

This variety originated in New Jersey, and the growers there say it is productive and profitable. It is earlier, but not as good as Premier. It produces great crops of berries that are fairly firm and of good color and flavor. Has most of the good qualities one would want in an early berry. I have only a limited supply of Campbell's Early and would advise ordering early.



IMPROVED HEFFLIN EARL

IMPROVED HEFFLIN EARLY (Per)


Improved Hefflin is grown extensively on the Eastern Shore of Virginia, and is being grown some here in this section. Very early. A variety that you can plant on most any kind of soil, and will stand most any kind of treatment. Plants are good strong growers, making enough plants for a good fruiting bed. Berries are medium to large, fairly firm and of good quality. A heavy cropper.

KLONDYKE (Per)

A great favorite all through the South, where there are more Klondykes planted than any other variety, and in some sections they will plant no other variety. A vigorous grower, makes plants abundantly. Berries uniform, shapely, of fair size, color rich dark red, very juicy and handsome; sells quickly at top prices; very firm and one of our very best shippers.

MISSIONARY (Per)

If you happen to be in some of our large cities during February and March and look in the show windows, you will see baskets of berries nicely arranged in tiers and shine as if they have been polished. This is the Missionary variety shipped there from the South, where it is one of the leading varieties for shipment north, especially in central Florida, where it is practically the only variety grown; also being grown a great deal in the North and West, and is growing more popular every year. Early to mid-season. Foliage very resistant to leaf spot, makes runners freely. Berries are of medium to large size, firm, good color, glossy as if polished, fine flavor and very productive. I have a large supply of true to name Missionary plants this season and can supply you whether you need only a few for the home garden or a hundred thousand. Let me have your order I can please you.



SEN. DUNLA


MID-SEASON VARIETIES

SENATOR DUNLAP (Per)

Dunlap is probably the best known variety throughout the northern half of the country, and is about the best variety for the beginner to plant as well as for the farmer who has but little time to devote to his strawberry bed, as it is easy to grow and succeeds under nearly all conditions and with any kind of treatment. A sure cropper and heavy yielder. Fruit is medium to large, firm and attractive, always sells for good prices. It is a strong pollenizer and prolific plant maker of small but vigorous deep rooted plants. A good drought resister.

DR. BURRILL (Per)

Sometimes called the million dollar strawberry. A fine table berry and unsurpassed for canning. A heavy producer of large, beautifully formed berries that are a deep glossy red, juicy and of delicious flavor. Fruit solid, therefore a good shipper. The originator says Dr. Burrill is a scientific cross of Dunlap and Crescent, but is so much like Dunlap that I do not see the need of setting the two.



PARSONS. (Per.)

PARSONS BEAUTY (Per)


Healthy and vigorous, and will make a good fruiting bed on most any soil. A favorite with market gardeners and canners throughout this country. A heavy producer and a sure cropper. Will produce more quarts of fruit per acre than almost any other midseason variety. Fruit large, dark red in color, and when fresh from the vines of the best eating quality.

HAVERLAND (Imp)

A popular variety especially for home use and near markets. Fruit medium to large, conical, color bright red, firm and of fair quality. Plants good growers and very productive. Should be pollinized with Dunlap or Dr. Burrin for best results.

GIBSON (Per)

One of the best growers of large, healthy, vigorous plants, and is a favorite with large commercial growers in many sections. Very productive, the plants being simply loaded with berries. You can hardly understand how the plants can produce such large quantities of berries. Fruit of large size, dark red in color, firm and of fine flavor. A strong pollenizer.



COOPER

COOPER (Per)

A change seedling found by Mr. Cooper, of Michigan, and introduced by Henry Emlong & Son is highly recommended by them and other Michigan growers, who say it is a heavy yielder of berries that are of the largest size and of fine flavor.


Cooper is a strong, vigorous grower, making plenty of plants for a good fruiting bed. The plants are of large size, with long, healthy roots that enable them to withstand drought better than many varieties. I sold out on Cooper last year.

I have fruited Cooper three times and here with us it yielded fair crops, and the berries, while not the largest, still were of large size, firm and of good quality.

EATON (Per)

Originated in Indiana several years ago and described by the introducer as a berry that is remarkable for its size, smooth even shape, quality, firmness and its long fruiting season. The plants are strong and root deeply, and always make a good fruiting bed. The foliage is tough, dark green and healthy.

The first year I fruited Eaton, season 1924, I was very much pleased with it. They produced a big crop and the berries were large and held up in size until the last picking; were firm and of good quality. The next two seasons it did not do so well, but last year I did not get to fruit them. We had them on land that was not quite so good and the seasons were much dryer than in 1924, and the berries were small after the first two or three pickings. For best results I believe should be planted in good rich ground and grown by the narrow matted row or hill method.



BIG JOE


LATE VARIETIES

BIG JOE (Per)

Also known as Joe Johnson. One of the best, if not the best, of the mid-season to late varieties, and the kind to plant if you want a big crop of fancy berries. The plants are exceedingly vigorous and make fine fruiting beds on any soil that will produce strawberries. Makes good under nearly all conditions. Berries are firm, bright red in color, almost perfect in shape, of very large size and produced in great abundance for so large a berry. Sells for top prices. It is a fine table berry, and I can recommend it for home use or for distant market. For profit, plant Big Joe; it is distinctly a money-maker.

BIG LATE (Imp)

Big Late is one of the best late pistillate varieties in size, quality and productiveness. It is a good grower, making enough plants for a good fruiting bed. Its foliage grows tall and spreading and can be easily told from other varieties, and also shades the berries from the sun and protects the blossoms from frost. The plants are loaded each season with large, bright glossy red berries of excellent flavor, and are firm, good shippers and keepers. Big Late is planted and is a success in nearly all sections, and you will make no mistake in planting it. Set Big Late with Big Joe, Mc-Alpin or Aroma and you will have a winner.



LUPTON

LUPTON (Per)

A fancy late variety and, while the flavor is not of the best, because of its size and handsome appearance it always brings top prices. A strong, healthy grower, except that it rusts in some sections, especially during wet seasons. Makes plants freely and will do well on most any soil. Berries are large and handsome, very uniform in size and shape; color a rich shiny red all over; no green tips, with a large green calyx that adds much to its beauty; very firm, making an extra good shipper, and for the above reason is a money-maker. Not recommended for the home garden, but a fancy late variety for long distance shipping. I have a good supply of plants that I am sure will please you.

WM. BELT (Per)

Whenever quality and large size is considered, Wm. Belt ranks with the best. Is probably the most popular fancy variety and always brings fancy prices. Does best north of Mason and Dixon Line, as south of this it will rust some seasons. It is quite productive of extra large berries that are somewhat irregular in shape; color a beautiful bright glossy red, firm and of the very best quality. Largely planted in many sections, and if you have a market that will pay a premium for quality and not too far south, Wm. Belt is the variety to plant.


AROMA (Per)

Strong, sturdy plants that are heavy producers of large, round, dark-red berries. A strictly high-flavored, high-class market berry; good shipper and keeper. A standard late variety in many of the great strawberry growing sections, where many growers will plant nothing else. A good one to plant with late pistillate varieties.



CHESAPEAKE (Per)

A very popular variety with most all strawberry growers on account of its many good qualities and justly deserves this popularity for it is one of the best, if not the best, late variety. Its only drawback being that it does not make plants freely which accounts for the plants being higher in price than most varieties and do not know as there will ever be an over production of them. Chesapeake does best in rich springy soil, where it will make enough plants for a good fruiting bed, and if you have this kind of soil it will prove to be one of your best money makers. The plants are large size, dark green in color, very vigorous and healthy, no rust or disease of any kind. Fruit uniformly large and holds its size well up to the last, of beautiful appearance, ripens evenly without green tips, firm, being one of our best shippers, and of high quality. Always sells for top prices. Growers on the east side of our county, just a few miles from here make more money on Chesapeake than from any other variety. It is nothing unusual for them to receive \$2.00 or \$3.00 more per crate for Chesapeake than for any other variety of same season except possibly Gandy. Fine for home garden as it is of best eating quality. Well known and extensively planted wherever strawberries are grown. I have a good supply of true to name Chesapeake plants for this season and offering them as reasonable as I can and if you have land that will suit them would recommend planting at least some of them. You will be glad you did.



GANDY

GANDY (Per)

The quality of the Gandy is known in every berry market throughout this country and usually brings top prices. Berries are borne on upright stems well above the leaves and dirt, are firm and will not spoil if picking is neglected for a day or two after they are ripe. The Gandy is at home on black springy soil or light clay, but do not under any circumstances plant on high sandy soil. The plants are strong and vigorous and generally considered a perfect bloomer, but for best results would advise planting with Big Joe, Chesapeake or some other good perfect sort, as it is deficient in pollen.

McALPIN (Per)

A good vigorous grower that will give a good account of itself on poor light land; but will quickly respond if grown on richer land and given more manure. Will grow anywhere. Fruit medium to large in size, bright red in color, of excellent quality, very productive, a good shipper and sells for top prices. An excellent variety for home use or market. A good variety to plant with late pistillate varieties.

PEARL (Per)

Described by the introducer as the latest of all other spring varieties coming into bearing before Aroma stops and extending much longer. It blossoms late and often escapes frost that wipes out the earlier varieties. The berries are large, dark red in color, very firm and will remain in good condition longer than most varieties. Produces a heavy crop of large berries when planted in a rich strawberry soil.

I have not fruited Pearl but have a limited number of plants which I am offering at very reasonable prices.

PARCEL POST RATES

I recommend that small packages be shipped by parcel post up to sixth zone; large packages and longer shipments to go by express. If wanted by parcel post, add to the prices quoted 20, as follows:

Zone

1 and 2..	\$.10 per 100; \$.15 per 250; \$.25 per 500; \$.50 per 1000
3.....	\$.14 per 100; \$.22 per 250; \$.40 per 500; \$.75 per 1000
4.....	\$.21 per 100; \$.41 per 250; \$.69 per 500; \$1.25 per 1000
5.....	\$.28 per 100; \$.50 per 250; \$.94 per 500; \$1.90 per 1000
6.....	\$.35 per 100; \$.75 per 250; \$1.38 per 500; \$2.75 per 1000

This table has been carefully prepared after filling thousands of orders, and I believe is as near perfect as it is possible to get it. Plants do not always weigh the same when packed for shipment, and no table could prove correct. If amount remitted for postage is not sufficient, I will send plants C. O. D. for postage and return amount sent for postage. If you prefer, I will send plants C. O. D. for the postage. In this way you will be sure of the exact amount, and also the package is insured.

My Plants—Are dug fresh for your order from new beds that have not borne fruit, trimmed ready for planting and tied in bunches of 26 for 25 and packed in light ventilated crates with plenty of damp moss, which insures them reaching you in first-class condition. I make no extra charge for crates or packing. A shipping tag with Certificate of Inspection, purchaser's name and full address is attached to each and every package sent out.



MATING VARIETIES

All pistillate or imperfect varieties, (that is varieties with imperfect blossoms like the blossom shown at left above) I list are marked (Imp) and in planting one or two good perfect varieties (varieties with perfect blossoms like the one at right above) marked (Per) of same season should be planted every third or fourth row to make them fruit. Some growers plant the varieties in same row, using about one-fourth of the perfect varieties. It is probably better to plant more than one variety in a field because of the beneficial effect of cross pollenization.

INSTRUCTIONS TO PURCHASERS

Orders—Should be sent as soon as possible after you receive this catalogue and I will reserve plants for you and ship when wanted. In ordering be sure to write your name and address plainly and give your postoffice, county and state every time you write. All orders acknowledged promptly as soon as received, and notice will be mailed when goods are shipped.

Terms—Payments must be made in advance. Remittance may be made by Postoffice Money Order, Registered Letter or Bank Draft. U. S. Postage Stamps will be accepted for fractional part of a dollar. If not convenient to remit full amount when order is sent, remit one-third of the amount of the order and I will book your order and hold for you and you can send balance when convenient before shipment is made.

I Guarantee—The safe arrival of plants when shipped by mail or express, by May 1st, if taken from express office and opened on arrival and will replace any that do not, providing you will send me at once your express receipt and statement from express agent as to condition and damage to plants, but cannot be responsible for plants allowed to lay around in express office or for neglect of purchaser or his employee to properly care for same after arrival. Nor can I be responsible for drought, floods, insects, etc., after planting, as these are things over which I have no control.

Shipping Season—October 20th till May 1st. All plants shipped after May 1st sent at customer's risk. I can supply no plants during the summer months, as I do not grow potted plants.

True to Name—While I use every caution to have all plants true to name and guarantee to refund purchase price paid for same or replace with stock that is true, should any prove otherwise, it is understood that in no case will I be responsible for any sum greater than that actually paid me for the plants.

Substitution—Very often late in the season I run short of some varieties; therefore, when you order please state if I may substitute if I am sold out on the varieties wanted. Unless you do this I will take it for granted you do not want me to substitute and will return money for varieties I may be out of. If you tell me to substitute, I will send you as good or better varieties if possible and of same season as the varieties ordered. You run no risk in ordering of me, for if I am sold out of the varieties wanted, I will return your money unless you tell me I can substitute.

Reference—The Eastern Shore Trust Co. (formerly the People's National Bank and The Central Bank) and the American Railway Express Co., both of Salisbury, Md.

NOTICE

The prices are just as quoted on page 20; to get the benefit of the 5,000 price, they must all be of one variety. If less than 500 plants of a variety are ordered, prices must be carried out according to the table at bottom of page. If correct amount is not sent, will send only the quantity of plants paid for.

PRYOR'S PRICE LIST FOR 1928

Purchaser to Pay Transportation Charges

Variety	500	1000	5000	10,000
Aroma	\$2.25	\$4.50	\$21.25	\$40.00
Big Joe	2.25	4.50	21.25	40.00
Big Late (Imp)	2.50	5.00	23.75	45.00
Campbells Early	2.25	4.50	21.25
Chesapeake	3.00	6.00	28.75	55.00
Cooper	2.50	5.00	23.75
Dr. Burrill	2.00	4.00	18.00	32.50
Eaton	2.25	4.50	21.25
Gandy	2.00	4.00	18.75	35.00
Gibson	2.25	4.50	21.25	40.00
Haverland (Imp)	2.25	4.50	21.25	40.00
Imp. Hefflin Early	1.75	3.50	16.25	30.00
Klondyke	1.75	3.50	15.00	27.50
Lupton	2.50	5.00	23.75	45.00
Missionary	1.75	3.50	15.00	27.50
McAlpin	2.25	4.50	21.25
Parsons Beauty	2.25	4.50	21.25	40.00
Pearl	2.50	5.00
Premier	2.25	4.50	21.25	40.00
Senator Dunlap	2.00	4.00	18.00	32.50
Wm. Belt	2.25	4.50	21.25	40.00

EVERBEARING VARIETIES

Champion	\$3.75	\$7.50	\$37.50	\$67.50
Progressive	3.75	7.50	37.50	67.50
Mastodon	8.00	16.00	75.00

If priced at	\$3.50	\$4.00	\$4.50	\$5.00	\$6.00	\$7.50	\$16.00
	per 1000	per 1000	per 1000	per 1000	per 1000	per 1000	per 1000
25 plants will cost.....	\$.25	\$.30	\$.35	\$.40	\$.45	\$.60	\$.90
50 " " "40	.45	.50	.55	.60	.75	1.50
75 " " "50	.55	.60	.65	.75	.90	2.00
100 " " "60	.70	.80	.85	1.00	1.20	2.50
150 " " "90	1.00	1.05	1.10	1.25	1.60	3.10
200 " " "	1.10	1.25	1.35	1.40	1.65	2.00	3.95
250 " " "	1.25	1.40	1.50	1.65	1.90	2.40	4.70
300 " " "	1.35	1.55	1.70	1.90	2.20	2.70	5.40
350 " " "	1.45	1.65	1.85	2.05	2.35	2.95	6.10
400 " " "	1.55	1.80	2.00	2.20	2.55	3.20	6.85
450 " " "	1.65	1.90	2.15	2.35	2.75	3.50	7.35
500 " " "	1.75	2.00	2.25	2.50	3.00	3.75	8.00

Nicollet Co., Minn. April 15, 1927.

Dear Sir:

Just received the strawberry plants in very nice shape, and am going to set them at once.

H. B. Miller.

Herkimer Co., N. Y., May 23, 1927.

Dear Sir:

Your letter and plant sreceived. The plants came in very good condition and I think everyone will do well.

W. S. Hall.

Steuben Co., N. Y., April 26, 1927.

Dear Sir:

Yours received. Strawberries received yesterday afternoon. It snowed all the forenoon, but is all gone now. I shall set them in the morning. Came in fine shape. Thanks.

J. W. Willis.

Steuben Co., N. Y., June 11, 1927.

Dear Sir:

I thought I would have to write you again. I received and set the plants May 1st, and today picked a handful of berries and marked around one.

J. W. Willis.

Pasquotank Co., N. C., March 29, 1927.

Dear Sir:

Received the plants in good shape, and had them all set before received the card. Thank you for your kindness.

W. L. Johnson.

Carbon Co., Pa., April 7, 1927.

Dear Sir:

Received strawberry plants. Must say were nicest plants I ever got.

Daniel A. Creitz.

Monroe Co., N. Y., April 28, 1927.

Dear Sir:

Received your strawberry plants in good condition. Thanks very much.

Wm. Shimpp.

Nassau Co., N. Y., May 5, 1927.

Dear Sir:

Our order arrived promptly and in good condition. Thanks for the extra plants.

M. M. Stewart.

Ontario Co., N. Y., April 30, 1927.

Dear Sir:

I received your strawberry plants in good condition and I am well pleased. Thanks for your quick service.

Chas. W. Bremer.

Morris Co., N. J., April 27, 1927.

Dear Sir:

The shipment of strawberry plants received in good shape and are very satisfactory.

E. B. Thayer.



WM. BELT
Large Size and Best Quality

UNIVERSITY OF MARYLAND
STATE HORTICULTURAL DEPARTMENT
CERTIFICATE OF INSPECTION No 2

This is to certify that on the 13th day of September 1927, we examined the Nursery stock of M. S. Pryor's Nurseries growing in his nurseries at Salisbury, County of Wicomico, State of Maryland, in accordance with the laws of Maryland, 1898, Chapter 289, Section 58, and that said nurseries and premises are apparently free, so far as can be determined by inspection, from the San Jose Scale, Peach Yellows, Pear Blight and other dangerously injurious insects and plant diseases.

This certificate is valid until September 1st, 1928, unless sooner revoked, and does not include nursery stock not grown within this state, unless such stock is previously covered by Certificate and accepted by the State Entomologist and State Pathologist.

ERNEST N. CORY, State Entomologist
C. E. TEMPLE, State Pathologist.

College Park, Md. September 19, 1927.

If my plants please you tell your friends and if not tell me so I can make it right--for a satisfied customer is my best advertisement.