

Effective January 13, 1935

*The New York
New Haven
and Hartford
RAILROAD CO.*

Time Tables

Eastern Standard Time

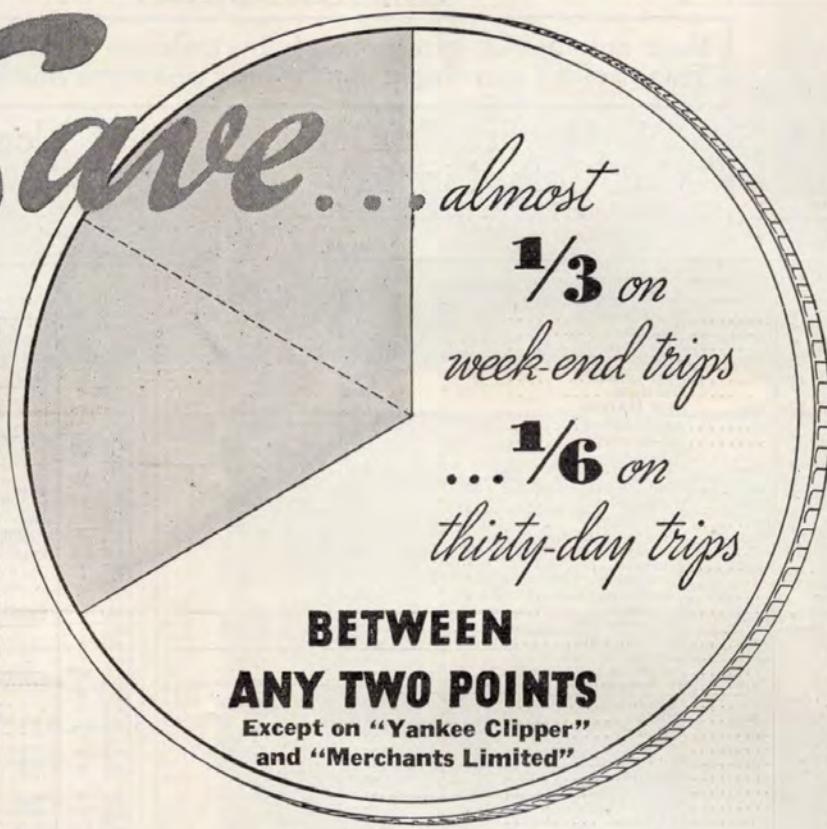
TRAVEL VIA THE
SHORE LINE

ROUTE OF THE
YANKEE CLIPPER

MERCHANTS LIMITED

Buy **ROUND TRIP TICKETS**

and Save...



Add economy to the comfort, safety and speed of rail travel on New Haven's modern trains . . . buy round trip tickets. Get the habit of this thrifty forethought . . . you'll find that it not only saves you money but is even more convenient. One ticket-window purchase instead of two . . . no red tape. It's the second of two principles that all experienced travelers uphold: one is to go New Haven, to any part of Southern New England . . . the other is to *ask for round trip.*

THE NEW HAVEN R. R.

FLORIDA

THROUGH SERVICE FROM NEW ENGLAND

Via Hell Gate Bridge Route

Your automobile can go South by train on a railroad ticket!
Two persons can ship a car for only one extra one way ticket.



Florida Special—Havana Special Miamian—Gulf Coast Limited

New York-Florida Limited

Via Seaboard Air Line Railway

Via Atlantic Coast Line Railroad and Florida East Coast Railway

Southbound Read Down		Northbound Read Up	
183	175	176	
4:00 P.M.	9:00 A.M.	3:40 P.M.	
4:06 " "	9:05 " "	3:35 " "	
5:02 " "	10:00 " "	3:30 " "	
5:53 " "	10:55 " "	7:44 " "	
6:24 " "	11:29 " "	7:14 " "	
7:25 " "	12:30 P.M.	6:12 " "	
c5135 c6515	c11100 A.M.		
c6121 c6800	c11138 " "	c8130 c8535	
c7120 c6855	c12130 P.M.	c7144 c7551	
		c6143 c6582	
7:35 " "	12:40 P.M.	6:07 P.M.	
7:57 " "	1:01 " "	5:46 " "	
8:24 " "	1:27 " "	5:16 " "	
9:15 " "	2:15 " "	4:30 " "	
10:05 " "	2:30 " "	4:17 " "	
3:00 A.M.	7:08 " "	12:00N*ON	
3:25 " "	7:15 " "	9:50 10:00	
6:10 " "	9:30 " "	7:15 7:25	
6:35 " "	9:40 " "	7:05 7:15	
12:55 P.M.		1:10 1:22	
2:55 " "	7:50*06 A.M.		
3:25 " "			
5:22 " "			
8:45 " "	10:20 " "		
10:40 " "		5:50 P.M.	
6:25 A.M.		11:54 A.M.	
6:37 " "		11:42 " "	
7:25 " "		11:05 " "	
10:35 P.M.		5:55 P.M.	
11:55 " "		4:35 " "	
1:19 A.M.		3:34 " "	
2:40 " "		2:05 " "	
2:40 " "		2:34 " "	
x2:50 " "		2:24 " "	
3:32 " "		1:55 " "	
4:03 " "		1:25 " "	
5:05 " "		12:50 " "	
6:10 " "		11:55 A.M.	
7:00 " "		11:40 " "	
8:10 " "		10:30 " "	
8:17 " "		10:23 " "	
8:40 " "		10:05 " "	
9:30 P.M.	10:35 A.M.	6:20 P.M.	
10:20 " "	11:20 " "	5:30 " "	
11:27 " "	11:21 P.M.	4:31 " "	
11:46 " "	12:22 " "	4:24 " "	
12:10 A.M.	12:42 " "	4:07 " "	
3:25 " "	3:00 " "	1:47 " "	
4:55 " "	4:15 " "	12:35 " "	
6:10 " "	5:10 " "	11:37 A.M.	
7:00 " "	5:50 " "	11:05 " "	
8:00 " "		5:15 P.M.	
10:15 " "		3:00 " "	
11:50 " "			
12:20 P.M.		3:15 P.M.	
6:20 " "		9:00 A.M.	

Havana Special.

Florida Special.

Miamian-Gulf Coast Ltd

Southbound Read Down		Northbound Read Up	
177	182-10		
12:00N*ON	3:15 P.M.		
12:04 P.M.	3:10 " "		
1:00 " "	1:20 " "		
1:34 " "	12:50 " "		
2:24 " "	11:50 A.M.		
3:25 " "			
c12:45 " "	c2:45 P.M.		
c1:21 " "	c1:57 " "		
c2:18 " "	c1:02 " "		
3:30 P.M.	11:35 A.M.		
3:55 " "	11:02 " "		
4:24 " "	10:33 " "		
5:15 " "	9:40 " "		
5:30 " "	9:00 " "		
9:45 " "	4:05 " "		
11:55 " "	3:40 " "		
3:00 A.M.	12:40 " "		
3:37 " "	11:57 P.M.		
3:41 " "	13:43 " "		
3:51 " "	8:35 " "		
5:10 " "	7:20 " "		
5:31 " "	7:28 " "		
5:40 " "	6:47 " "		
5:47 " "	6:37 " "		
9:10 " "	6:10 " "		
3:30 " "	6:02 " "		
11:28 " "	4:00 " "		
1:40 P.M.	3:12 " "		
2:10 " "	h1:40 " "		
3:50 " "	11:33 A.M.		
5:27 " "			
7:10 " "	h9:51 " "		
9:30 " "	8:10 " "		
12:20 A.M.	7:35 " "		
2:00 " "	4:20 " "		
2:10 " "	2:20 " "		
3:03 " "	1:21 " "		
3:20 " "	1:09 " "		
5:27 " "	11:00 P.M.		
5:44 " "	10:41 " "		
6:30 " "	h5:43 " "		
6:33 " "	9:33 " "		
7:15 " "	9:00 " "		
10:00 P.M.	6:30 A.M.		
13:20 A.M.	1:07 " "		
4:30 " "	12:15 " "		
5:15 " "	11:35 P.M.		
7:01 " "	9:55 " "		
7:08 " "	9:43 " "		
8:00 " "	9:00 " "		
7:46 " "	8:47 " "		
7:33 " "	8:40 " "		
8:20 " "	8:20 " "		
9:10 " "	7:35 " "		

THROUGH CAR SERVICE

No. 175—Florida Special
Lounge Car... Boston to Washington.
Washington to Miami.
Sleeping Car... Boston to Miami.
Dining Car... Service for all meals.
Observation Car... Washington to Miami.
Recreation Car... Washington to Miami.
Coaches... Boston to Washington.
No coaches south of Washington.

No. 176—Miamian—Gulf Coast Limited
Lounge Car... St. Petersburg to Washington.
Sleeping Car... Sarasota to Boston, Mon., Thurs. and Sat.
St. Petersburg to Boston, Tues., Fri. and Sun.
St. Petersburg to Washington.
Tampa to Washington.
Miami to Boston.
Parlor Observation Sun Room Lounge Car... Washington to Boston.
Dining Car... Service for all meals.
Coaches... Between all points.

No. 183—Havana Special
Lounge Car... New York to Key West, Mon., Wed., Thurs. and Sun.
New York to Miami, Tues., Fri. and Sat.
Sleeping Car... Boston to St. Petersburg, Tues., Thurs. and Sat.
Boston to Sarasota, Mon., Wed. and Fri.
New York to St. Petersburg.
New York to Sarasota.
New York and West Palm Beach.
New York to Miami, Mon., Tues., Thurs., Fri. and Sat.
New York to Key West, Sun. and Wed.

Dining Car... Service for all meals.
Coaches... Between all points.

THROUGH CAR SERVICE
Lounge Car... New York and Miami.
Sleeping Cars... Boston to St. Petersburg, Wed. and Sat.
Boston to Miami, Mon. and Thurs.
St. Petersburg to Boston, Mon. and Fri.
Miami to Boston, Wed. and Sat.
Dining Car... Service for all meals.
Coaches... Between all points.

* Daily.
† Sundays only.
‡ Daily except Sundays.
§ Tuesdays and Fridays.
¶ Wednesdays and Saturdays.
C By connecting train, no baggage service.
◆ No baggage service on this train.
♣ By connecting train.
f Stops on signal.


g Stops to leave. h Stops to take.
m Connecting Motor Coach.
v No baggage service at this point.
x Jacksonville-Orlando sleeper may be occupied until 7 30 A.M.
y Jacksonville-Tampa sleeper ready for occupancy at 9 30 P.M. and may be occupied until 7 30 A.M.

1-13-35

They're Here!

NEW *STREAMLINED*

AIR CONDITIONED COACHES



De Luxe Travel in Streamlined Coaches AT NO EXTRA COST

The New Haven now presents coaches that are sleek, almost tubular, fifteen tons lighter than the old, without any sacrifice of strength.

You'll marvel at their comfort, uniform temperature and cleanliness. Stainless steel seats . . . farther apart, wider, set at a new easy-riding angle . . . reversible to make a "foursome" . . . with glareless lighting over each one.

But the biggest thrill is still in store for you . . . the smooth, noiseless gliding . . . made possible by rubber-padded integral trucks and sound-proof windows. One trip will tell you that again New Haven has scored the latest advance in providing safe, modern transportation facilities.



For Regular Service between
NEW YORK
and
Providence - Boston

Via Shore Line

**NEW HAVEN - HARTFORD - SPRINGFIELD
BRIDGEPORT - WATERBURY - WINSTED**

GENERAL OFFICES

Information

BOSTON, MASS. NEW HAVEN, CONN. NEW YORK, N. Y.

EXECUTIVE OFFICERS

E. G. BUCKLAND, Chairman of the Board.....New Haven, Conn.
 HOWARD S. PALMER, President...Boston, Mass. and New Haven, Conn.
 A. P. RUSSELL, Executive Vice-President.....Boston, Mass.
 C. E. SMITH, Vice-President.....New Haven, Conn.
 F. J. WALL, Vice-President.....Boston, Mass., and New Haven, Conn.
 R. L. PEARSON, Vice-President and General Manager...New Haven, Conn.
 N. S. BUCKINGHAM, General Counsel.....New Haven, Conn.
 A. E. CLARK, Secretary.....New Haven, Conn.
 G. T. CARMICHAEL, Comptroller.....New Haven, Conn.
 T. F. PARADISE, Treasurer.....New Haven, Conn.

TRAFFIC

F. J. WALL, Vice-President.....Boston, Mass. and New Haven, Conn.
 A. A. DRUMMOND, Sales Traffic Manager.....Boston, Mass.
 J. E. McGRATH, Assistant to General Traffic Manager.....Boston, Mass.

PASSENGER

A. H. SEAVER, Pass'r Traffic Manager...Boston, Mass. and New Haven, Conn.
 W. P. READ, Assistant Passenger Traffic Manager.....New Haven, Conn.
 W. A. POTTS, General Passenger Agent.....Boston, Mass.
 R. H. PUSCH, General Passenger Agent.....New York, N. Y.
 J. P. THORNDIKE, District Passenger Agent.....Providence, R. I.
 E. J. GRIMES, Jr., Gen. Bag., Mail and Express Agent...New Haven, Conn.

FREIGHT

F. P. KINNEY, Freight Traffic Manager.....New Haven, Conn.
 J. A. BEAHAN, Assistant Freight Traffic Manager.....Boston, Mass.
 H. L. SHEFFIELD, Assistant Freight Traffic Manager...New Haven, Conn.
 H. A. SPOVELEITE, Assistant Freight Traffic Manager...New Haven, Conn.
 J. DOUGLAS, General Freight Agent.....Boston, Mass.
 J. E. REDMAN, General Freight Agent.....Pier 14, N. R. New York City
 R. E. SIMMONS, Division Freight Agent.....Providence, R. I.
 W. J. FORAN, Division Freight Agent.....New Haven, Conn.
 A. A. CHILSON, General Agent.....Springfield, Mass.
 G. J. BROWNE, General Agent.....Worcester, Mass.

TRANSPORTATION

R. L. PEARSON, Vice-President and General Manager...New Haven, Conn.
 J. O. HALLIDAY, Assistant General Manager.....New Haven, Conn.
 E. E. REGAN, Assistant General Manager.....New Haven, Conn.
 S. F. MACKAY, Superintendent of Transportation...New Haven, Conn.
 J. H. LOFLAND, Marine Superintendent.....Harlem River, N. Y.
 H. W. QUINLAN, Superintendent Dining Cars.....Boston, Mass.
 J. F. DOOLAN, Superintendent New Haven Division...New Haven, Conn.
 J. J. SNAVELY, Superintendent Providence Division...Providence, R. I.
 C. A. MITCHELL, Superintendent Boston Division.....Boston, Mass.

OFF LINE FREIGHT AND PASSENGER REPRESENTATIVES

PHILADELPHIA, PA. F. C. Baker, General Agent, 723 Widener Bldg.
 PITTSBURGH, PA. J. P. Branagan, Gen. West. Frt. Agt., Gulf Bldg.
 CHICAGO, ILL. E. V. Murphy, Gen. West. Frt. Agt., 327 South La Salle St.
 ATLANTA, GA. W. J. Fillingim, Gen. Sou. Frt. Agt., Healy Bldg.
 DETROIT, MICH. R. S. Eaton, Gen'l. Ag't, 2-138 General Motors Bldg.

Consolidated Ticket Offices

NEW YORK, N. Y.
 17 JOHN ST., Near Broadway.....W. J. Grant, Agent
 BROOKLYN, N. Y.
 155 PIERPONT ST.....W. A. Morrison, Agent
 BOSTON, MASS.
 67 FRANKLIN ST., cor ARCH ST.....C. Gustafson, Agent
 PROVIDENCE, R. I.
 68 DORRANCE ST.....C. H. Haskell, Agent

RAILWAY EXPRESS AGENCY SERVICE

NO RESPONSIBILITY is assumed for errors in time tables, nor for inconvenience or damage resulting from delayed trains or failure to make connections. The schedules shown herein are subject to change without notice.

LIMIT OF TICKETS AND STOP-OVER PRIVILEGES. One way tickets sold at normal one way fares will have a limit of thirty days in addition to date of sale stamped on back. Stop-over will be permitted upon application to conductor. Round trip tickets sold at reduced round trip fares will be limited and stop-overs will be permitted in accordance with rules and regulations shown in the tariff under which they are issued.

BUY TICKETS before boarding trains and avoid payment of extra charge.

CHILDREN under five years of age, when accompanied by parent or guardian, will be carried free, except that if child is the sole occupant of berth or seat in sleeping car or seat in parlor car half railroad fare and regular Pullman fare will be charged; five years of age and under twelve years, one half fare; and twelve years of age and over, full fare.

BAGGAGE. No single piece of baggage exceeding 250 pounds in weight, or 72 inches in greatest dimension, or single shipment exceeding \$2,500.00 in value will be checked. Free allowances subject to tariff stipulations as to contents, weight, value and size.

Every effort will be made to facilitate handling baggage, but no guarantee can be given that it will be forwarded on same train carrying owner; nor can time of arrival at destination to which checked be guaranteed. All baggage should be plainly marked with name and address of owner to avoid loss if baggage check should become detached.

Passengers have the privilege of declaring excess value on baggage at time of checking, at a charge of 10 cents for each additional \$100.00 or fraction thereof. Limit of value that may be declared by one passenger not to exceed \$2,500.00.

BAGGAGE DELIVERY SERVICE. Through arrangement with responsible Transfer Companies in principal cities, baggage may be checked direct from larger stations to Steamship Piers, and business or private addresses on payment of delivery charges.

LOST ARTICLES. Inquiry should be made to the General Baggage, Mail and Express Agent at New Haven, Conn., or to the nearest ticket agent or passenger representative, giving full description of property, date of loss, number of train and between what points traveling. No responsibility is assumed for unchecked articles left in stations or cars.

TELEPHONE SERVICE. Telephone service is available on the "Yankee Clipper" and "Merchants" Limited trains for a period of from thirty minutes to two minutes prior to leaving time at South Station, Boston, Mass., and Grand Central Terminal, New York, N. Y. Also on "The Senator" at South Station, Boston, Mass., and Union Station, Washington, D. C.

PULLMAN RESERVATIONS. Any Ticket Agent will arrange for space in parlor and sleeping cars; or application by telephone, telegraph or mail may be addressed to agent at principal stations as follows:

Boston, Mass. (South Sta.)	W. U. BIXBY	(Phone Hubbard 6800)
Bridgeport, Conn.	J. C. COFFEY	(Phone 4-2131)
Hartford, Conn.	W. S. KELLEY	(Phone 2-4256)
New Haven, Conn.	J. J. POWERS	(Phone 7-2127)
New London, Conn.	L. PROVOST	(Phone 3100)
New York, N. Y., G.C.T.	H. L. STOCKING, Mgr.	(Phone Vanderbilt 3-7705)
New York, N. Y. (For trains leaving Penna. Sta.)	T. J. HUFF, Mgr.	(Phone Penna. 6-2000)
Pittsfield, Mass.	F. E. LEONARD	(Phone 8251)
Providence, R. I.	F. C. BLACK	(Phone Dexter 7667)
Springfield, Mass.	E. A. MESSERSCHMIDT	(Phone 6-5431)

Space not required should be promptly released.

MINIMUM NUMBER OF RAILROAD TICKETS REQUIRED FOR EXCLUSIVE OCCUPANCY OF PULLMAN CAR ACCOMMODATIONS.

	Minimum number of adult tickets
Sleeping Cars	
Section (berth or seat service).....	1
Compartment (berth service).....	1 1/2
Compartment (seat service).....	2 1/2
Drawingroom (berth service).....	2
Drawingroom (seat service).....	2
Room in Bedroom Cars.....	1
Parlor Cars	
Drawingroom.....	2

One 1/2 fare is required when seat or berth is occupied by one or more children under 5 years of age. Two 1/2 fares will cover exclusive occupancy of section by two children of half-fare age.

When members of the same family or party occupy one or more drawingrooms, compartments, sections, or berths on the same train, extra passage tickets will not be required if the total number of passage tickets presented for each member of the entire family or party is equivalent to the minimum requirement for the exclusive occupancy of the total space occupied by the entire family or party.

TIME. 12.01 midnight to 12.00 noon is indicated by light-face type; 12.01 noon to 12.00 midnight is indicated by dark faced type.

TIME TABLE REFERENCES. Amplified information, indicated by reference symbols or letters shown with or in the place of the station time, will be found in the footnotes.

STOPPING TRAINS ON SIGNAL. Notice should be given ticket agent when passenger desires to board a train scheduled to stop only on signal. When there is no agent, passenger should display the signal provided for that purpose.

ADJUSTMENT OF FARES. In event of disagreement with conductor or agent, pay the fare required, take receipt, and communicate with Passenger Traffic Department, Boston, Mass.

TRAVELERS AID SOCIETY. Representatives of Travelers Aid Society are at many of the larger stations for the purpose of relieving distress and assisting the unprotected. Those in need of such service should inquire of the station force for a representative of the Travelers Aid Society.

WESTERN UNION TELEGRAMS. Telegrams, cablegrams, and night letters accepted in all telegraph offices in railroad stations along the New York, New Haven & Hartford Railroad for transmission via Western Union. Fifty-word night letters for delivery the following morning to any part of the United States at the rate of a ten-word day message.

NEW YORK TO BOSTON VIA SHORE LINE—EASTBOUND

TABLE 1

Table 1: New York to Boston via Shore Line—Eastbound. Columns include station names (New York, Stamford, South Norwalk, Bridgeport, New Haven, Saybrook, New London, Kingston, R. I., Providence, Boston), train names (The Federal, The New Englander, The Mayflower, Hell Gate Express, The Bay State, The New Yorker, The Colonial, YANKEE CLIPPER, The Puritan, Shore Line Express, The Senator, MERCHANTS LIMITED, The Gilt Edge, The Owl), departure times, and arrival times.

BOSTON TO NEW YORK VIA SHORE LINE—WESTBOUND

TABLE 1

Table 1: Boston to New York via Shore Line—Westbound. Columns include station names (Boston, Providence, Kingston, R. I., Westerly, New London, Saybrook, New Haven, Bridgeport, South Norwalk, Stamford, New York), train names (Shore Line Express, The Colonial, The Bay State, The Senator, YANKEE CLIPPER, The Bostonian, The Puritan, Pittsburgh Express, MERCHANTS LIMITED, The Gilt Edge, The Federal, The Quaker, The Owl), departure times, and arrival times.

NEW YORK—NEW HAVEN—HARTFORD AND BOSTON Via Willimantic and Via Springfield

TABLE 2

Table 2: New York to Boston via Willimantic and Springfield. Columns include station names (New York, Stamford, Bridgeport, New Haven, Berlin, Hartford, Springfield, Worcester, Framingham, Newtonville, Manchester, Putnam, Pomfret, Blackstone, Franklin, Boston), departure times, and arrival times.

TABLE 2

Table 2: Boston to New York via Willimantic and Springfield. Columns include station names (Boston, Franklin, Blackstone, Putnam, Pomfret, Willimantic, Manchester, Newtonville, Framingham, Worcester, Palmer, Springfield, Hartford, New Haven, Bridgeport, South Norwalk, Stamford, New York), departure times, and arrival times.

◆ No baggage service on this train.
⊠ Will not run Feb. 22.
⊞ Will run Feb. 22.
† Daily except Sundays
‡ Daily except Saturdays.
§ Sundays only.
△ Stations on B. & A. R. R.
⊞ By connecting train: no baggage service.
c By connecting train.
f Stops on signal.
g Stops to leave.
h Stops to take.
aa Stops Sundays 1 18 P.M.
cc Stops Sundays at Stamford 4 55 P.M.
dd Stops Sundays 3 10 P.M. to take.

★—Extra Fare Train, limited in its equipment, and will receive passengers only to the extent of its seating capacity.

For Parlor, Sleeping and Dining Car Service, See Pages 6 and 7

Travel by Train - in Comfort

Coaches on all trains except as otherwise noted.

No. 2—The Owl—Daily.

Bedroom Cars. New York to Boston.
New York to Providence (except Saturday nights)
Sleeping Cars. New York to Boston (Sec. and D. R.).
New York to Boston (Compartments).
New York to Providence.

No. 8—The Mayflower—Daily.

Parlor Cars. New York to Boston.
New York to Hartford except Sundays (train 150 from Bridgeport).
Club Dining Car. New York to Boston.

No. 10—The Bay State—Daily.

Lounge Car. New York to Boston.
Sleeping Car. Chicago to Boston (train 182 from New York).
Parlor Cars. New York to Boston.
Dining Car. New Haven to Boston.

No. 14—The New Yorker—Daily.

Lounge Car. New York to Boston.
Parlor Cars. New York to Boston.
Dining Car. New York to Boston.

No. 20—The Puritan—Daily.

Lounge Car. New York to Boston.
Parlor Cars. New York to Boston.
Dining Car. New Haven to Boston.

No. 22—YANKEE CLIPPER.

Daily except Sundays.

Train Telephone Murray Hill 2-3600.
(30 minutes before departure.)

Club Car. New York to Boston.
Parlor Cars. New York to Boston.
Dining Car. New York to Boston.
Sun Parlor Observation Car.
New York to Boston.
Afternoon Tea is served.
Extra Fare Train.
No coaches.
No baggage service.

No. 24—Shore Line Express.
Daily Except Sundays

Parlor Car. New York to Boston.
Dining Car. New York to New Haven.
Club Dining Car. New Haven to Boston.

No. 26—MERCHANTS LIMITED.

Daily Except Saturdays.

Train Telephone Murray Hill 2-3600.
(30 minutes before departure.)

Club Smoking Car. New York to Boston.
Parlor Cars. New York to Boston.
Dining Car. New York to Boston.
Observation Smoking Car.
New York to Boston.
Extra Fare Train.
No coaches.

No. 28—The Gilt Edge—Daily.

Lounge Car. New York to Boston.
Parlor Cars. New York to Boston.
Dining Car. New York to Boston.

No. 50—Daily.

Parlor Cars. New York to Boston.
New York to White River Jct., except Sundays (Broiler Buffet) (B. & M. train 77 from Springfield).
Dining Car. Springfield to Boston.

No. 54—Daily.

Lounge Car. New York to Boston.
Parlor Cars. New York to Boston.
Dining Car. New York to Springfield.

No. 56—Daily.

Sleeping Cars. New York to Springfield, except Saturdays.
New York to White River Jct. (B. & M. train 703 weekdays, 7051 Sundays from Springfield).
New York to Worcester.
New York to Boston.

No. 58—Daily.

Lounge Car. New York to Boston
Parlor Cars. New York to Boston.
New York to Winsted (train 158 from Bridgeport).
Dining Car. New York to Boston.

No. 66—Daily.

Parlor Car. New York to Springfield, except Sundays (Broiler Buffet).

No. 70—Daily.

Parlor Cars. New York to Springfield.
Club Dining Car. New York to Springfield.

No. 72—Daily.

Parlor Car. New York to Springfield.

No. 74—Sundays only.

Parlor Car. New York to Springfield.

No. 78—Daily except Sundays.

Parlor Car. New York to Springfield.

No. 80—Daily except Sundays.

Lounge Car. New York to Springfield.
Sleeping Car. New York to Sherbrooke, Fridays (B. & M. train 79 from Springfield).
Parlor Car. New York to White River Jct. (B. & M. train 79 from Springfield).
New York to Boston, except Saturdays (B. & A. train 14 from Springfield).
Club Dining Car. New York to Springfield.

No. 82—Sundays only

Lounge Car. New York to Springfield.
Parlor Cars. New York to White River Jct. (B. & M. train 79 from Springfield).
New York to Boston (B. & A. train 14 from Springfield).
Club Dining Car. New York to Springfield.

No. 86—Daily.

Parlor Car. New York to Springfield.
Dining Car. New York to Springfield.

No. 88—Sundays only.

Parlor Car. New York to Springfield.

No. 90—Daily except Sundays.

Parlor Car. New York to Springfield.

No. 124—State of Maine Express—Daily.

Lounge Car. New York to Portland (Buffet) (B. & M. train 81 from Worcester).
Sleeping Cars. New York to Concord, except Saturdays (B. & M. train 81 from Worcester).
New York to Portland (Sec. and D. R.) (B. & M. train 81 from Worcester).
New York to Portland (D. R. & Comp.) (B. & M. train 81 from Worcester).
At Portland sleepers may be occupied until 8.00 a.m.

No. 140—Daily except Sundays.

Parlor Car. New York to Pittsfield (Broiler Buffet).

No. 142—Saturdays only.

Parlor Car. New York to Pittsfield.
Club Dining Car. New York to Pittsfield

No. 148—Berkshire Express.
Daily except Sundays.

Parlor Car. New York to Pittsfield (Broiler Buffet).

No. 150—Daily except Sundays.

Parlor Car. New York to Hartford (train 8 from New York).
Club Dining Car. New York to Bridgeport (train 8 from New York.)

No. 158—Daily.

Parlor Car. New York to Winsted (train 58 from New York).

No. 168—The Montrealer—Daily.

Lounge Car. Washington to Montreal (Comp.).
Sleeping Cars. Washington to Montreal.
New York, Penna. Sta., to Montreal (10 Sec. 3, Bed R.).
Parlor Car. Washington to New York.
Dining Car. Washington to New Haven.

No. 172—The Federal—Daily.

Club-Lounge Car. Washington to Boston (Buffet).
Bedroom Car. Washington to Boston.
Sleeping Cars. Washington to Springfield except Saturdays (train 412 from New Haven).
Washington to Boston.
New York to Boston.
New Haven to Boston, daily except Saturday nights.

No. 174—The Colonial—Daily.

Lounge Car. Washington to Boston.
Parlor Car. Washington to Boston.
Dining Car. Washington to New Haven.

No. 176—The Senator—Daily.

Sleeping Car. Sarasota to Boston via A. C. L., Mon., Thurs. and Sat.
St. Petersburg to Boston via A. C. L., Tues., Fri. and Sun.
Miami to Boston via F. E. C. and A. C. L.
Parlor Cars. Washington to Boston.
Dining Car. Washington to Boston.
Parlor-Observation-Sun Room Lounge Car.
Washington to Boston.

No. 178—The New Englander—Daily.

Sleeping Cars. Pittsburgh to Springfield, except Saturdays (train 412 from New Haven).
Pittsburgh to Boston.
Philadelphia to Boston.

No. 182—Daily

Lounge Car. New Haven to Boston (train 10 from New Haven).
Sleeping Car. Chicago to Boston (train 10 from New Haven).
St. Petersburg to Boston via S. A. L., Mon. and Fri. (train 10 from New Haven).
Miami to Boston via S. A. L., Wed. and Sat. (train 10 from New Haven).
Parlor Car. New York (Penna. Sta.) to Boston (train 10 from New Haven).
Dining Car. New York to Boston (train 10 from New Haven).
Coach. New York (Penna. Sta.) to New Haven.
No baggage service between New York and New Haven.

No. 412—Daily except Sundays.

Sleeping Cars. Washington to Springfield (P. R. R. train 172 from Washington).
Pittsburgh to Springfield (P. R. R. train 46 from Pittsburgh).

Sleeping Cars are ready for occupancy and may be occupied as follows: At New York, G. C. T. ready at 10.00 p.m.; Penna. Station at 10.30 p.m. At New Haven ready at 10.00 p.m. (cars enroute to Springfield may be occupied until 8.30 a.m.). At Springfield may be occupied until 8.30 a.m.; cars enroute to points north of Springfield may be occupied until 6.45 a.m. At Worcester and Providence may be occupied until 8.30 a.m. At Boston may be occupied until 7.35 a.m., except that cars on Nos. 8, 56 and 172 may be occupied until 8.30 a.m.

Food will not be served from Club, Lounge or Buffet Car while Dining Car is attached.

When regular trains are operated in two sections, the Coach section will not have a Dining Car.

Through Car Service—South and Westbound

Coaches on all trains except as otherwise noted.

No. 3—The Owl—Daily.

Bedroom Cars Boston to New York.
Providence to New York, except Saturday nights.
Sleeping Cars Boston to New York (Sec. and D. R.).
Boston to New York (Compartments).
Providence to New York.
Boston to New Haven, Sunday nights and Feb. 22.

No. 7—Shore Line Express. Daily except Sundays

Parlor Car... Boston to New York.
Club Dining Car Boston to New Haven.

No. 11—The Bay State—Daily.

Lounge Car... Boston to New York.
Parlor Cars... Boston to New York.
Dining Car... Boston to New York.

No. 15—The Bostonian—Daily

Lounge Car... Boston to New York.
Parlor Cars... Boston to New York.
Dining Car... New Haven to New York.

No. 21—The Puritan—Daily.

Lounge Car... Boston to New York.
Parlor Cars... Boston to New York.
Dining Car... Boston to New York.

No. 23—YANKEE CLIPPER. Daily except Sundays.

Train Telephone Hubbard 7800.
(30 minutes before departure.)

Club Car... Boston to New York.
Parlor Cars... Boston to New York.
Dining Car... Boston to New York.
Sun Parlor Observation Car Boston to New York.
Afternoon Tea is served.
Extra Fare Train.
No coaches.
No baggage service.

No. 27—MERCHANTS LIMITED. Daily except Saturdays.

Train Telephone Hubbard 7800.
(30 minutes before departure.)

Club Smoking Car Boston to New York.
Parlor Cars... Boston to New York.
Dining Car... Boston to New York.
Observation Smoking Car
Boston to New York.
Extra Fare Train.
No coaches.

No. 29—The Gilt Edge—Daily.

Lounge Car... Boston to New York.
Parlor Cars... Boston to New York.
Club Dining Car Boston to New York.

No. 51—Daily.

Parlor Cars... Boston to New York.
Springfield to New York.
Dining Car... Springfield to New Haven.

No. 53—Daily.

Lounge Car... Boston to New York.
Parlor Cars... Boston to New York.
Dining Car... Boston to Springfield.

No. 55—Daily.

Sleeping Cars Boston to New York.
Worcester to New York.

No. 59—Daily.

Lounge Car... Boston to New York.
Parlor Cars... Boston to New York.
White River Jct. to New York, (B. & M. train 74 from White River Jct.)
Springfield to New York, Sundays.
Dining Car... Boston to New York.

No. 67—The Bankers—Daily except Sundays.

Lounge Car... Springfield to New York.
Parlor Cars... Springfield to New York.
Club Dining Car... Springfield to New York.

No. 69—Daily except Sundays.

Parlor Car... Springfield to New York.
No baggage service.

No. 71—Daily.

Lounge Car... Springfield to New York, Sundays.
Sleeping Car... Sherbrooke to New York, Mondays only.
(Q. C. Ry. train 6 from Sherbrooke Sundays).
Parlor Car... Springfield to New York.
Club Dining Car... Springfield to New York, Sundays.

No. 73—Daily except Sundays.

Parlor Cars... Springfield to New York.

No. 75—Daily except Sundays.

Parlor Car... Springfield to New York.
Dining Car... Springfield to New York.

No. 87—Daily.

Parlor Car... White River Jct. to New York, except Sundays. (Broiler Buffet north of Springfield) (B. & M. train 72 from White River Jct.)
Springfield to New York.
Club Dining Car Springfield to New York.

No. 93—Sundays only.

Sleeping Car... Springfield to Pittsburgh (train 183 from New Haven).
Parlor Cars... Springfield to New York, Winsted to New York (train 159 from Winsted).
Dining Car... Springfield to New York.
No baggage service.

No. 95—Sundays only.

Sleeping Car... Springfield to Washington (train 173 from New Haven).
Parlor Car... Springfield to New York
No baggage service.

No. 97—Daily except Sundays.

Sleeping Car... Springfield to Washington, except Saturdays (train 173 from New Haven).

No. 99—Daily except Sundays.

Sleeping Car... White River Jct. to New York (B. & M. train 728 from White River Jct.)
Springfield to New York, except Saturdays.
No baggage service.

No. 101—Sundays only.

Sleeping Cars White River Jct. to New York (B. & M. train 706 from White River Jct.) (train 5 from New Haven).
Springfield to New York.
No baggage service.

No. 125—State of Maine Express—Daily.

Lounge Car... Portland to New York (Buffet) (B. & M. train 82 from Portland).
Sleeping Cars... Portland to New York (Sec. and D. R.) (B. & M. train 82 from Portland).
Portland to New York (Comp.) (B. & M. train 82 from Portland).
Concord to New York, except Saturdays (B. & M. train 24 from Concord).

No. 141—Berkshire Express Daily except Sundays

Parlor Car... Pittsfield to New York (Broiler Buffet).

No. 143—Daily except Sundays.

Parlor Cars... Pittsfield to New York (Broiler Buffet).

No. 147—Sundays only.

Parlor Car... Pittsfield to New York.
Club Dining Car... Pittsfield to New York.

No. 153—Daily except Sundays.

Parlor Car... Winsted to New York (train 373 from Bridgeport).

No. 157—Daily except Sundays.

Parlor Car... Hartford to New York (train 379 from Bridgeport).

No. 159—Sundays only.

Parlor Car... Winsted to New York (train 93 from Bridgeport)

No. 169—The Washingtonian—Daily.

Lounge Car... Montreal to Washington (Comp.)
Sleeping Cars... Montreal to Washington.
Montreal to New York, Penna. Sta. (10 Sec. 3, Bed R.).
Parlor Car... New York to Washington.
Dining Car... New Haven to Washington.

No. 173—The Federal—Daily.

Club-Lounge Car Boston to Washington (Buffet).
Bedroom Car Boston to Washington.
Sleeping Cars Boston to Washington.
Springfield to Washington, except Saturdays (train 97 week-days, 95 Sundays from Springfield).

No. 175—The Colonial—Daily.

Lounge Car... Boston to Washington.
Parlor Cars... Boston to Washington.
Sleeping Car Boston to Miami
Dining Car... Boston to Washington.

No. 177—The Senator—Daily. Train Telephone Hubbard 7800. (30 minutes before departure.)

Sleeping Car... Boston to Miami, via S. A. L., Mon. and Thurs.
Boston to St. Petersburg, via S. A. L., Wed. and Sat.
Parlor Cars... Boston to Washington.
Dining Car... Boston to Washington.
Parlor - Observation - Sun-Room Lounge Car
Boston to Washington.

No. 179—The Quaker—Daily.

Sleeping Cars Boston to New York.
Boston to Philadelphia.

No. 181—Daily except Saturdays and Sundays. Will not run Feb. 22.

Sleeping Car Boston to New Haven.
No coaches West of Providence.

No. 183—Pittsburgh Express—Daily.

Sleeping Cars Boston to Pittsburgh.
Boston to Chicago.
Boston to Sarasota, via A. C. L., Mon., Wed. and Fri.
Boston to St. Petersburg, via A. C. L., Tues., Thurs. and Sat.
Springfield to Pittsburgh, except Saturdays (train 415 week-days, 93 Sundays from Springfield).
Parlor Car... Boston to New York.
Dining Car... Boston to New York.

No. 373—Daily except Sundays.

Parlor Car... Winsted to New York (train 153 from Winsted).

No. 379 Daily except Sundays.

Parlor Car... Hartford to New York (train 157 from Hartford).

No. 415—Daily except Sundays.

Sleeping Car... Springfield to Pittsburgh, except Saturdays (train 183 from New Haven).

Sleeping Cars are ready for occupancy and may be occupied as follows: At Boston, Providence and Worcester ready at 10.00 p.m. At Springfield ready at 10.00 p.m. (from points north of Springfield on arrival). At New Haven ready at 10.00 p.m., and may be occupied until 8.30 a.m. (cars enroute from Springfield ready on arrival). At New York, G.C.T. may be occupied until 7.20 a.m., Penna. Station until 7.30 a.m.

Food will not be served from Club, Lounge or Buffet Car while Dining Car is attached. When regular trains are operated in two sections, the Coach section will not have a Dining Car.

NEW YORK TO NEW HAVEN

TABLE 3

Table with columns for station names (e.g., New York, Mount Vernon, New Rochelle) and departure times for various train services (e.g., 376, 358, 214, etc.).

NEW HAVEN TO NEW YORK

TABLE 3

Table with columns for station names (e.g., Boston, Providence, New London) and arrival times for various train services (e.g., 355, 299, 21, etc.).

For Explanation of References. See Page 13

For Parlor, Sleeping and Dining Car Service, See Pages 6 and 7

1-16-35

Travel Hours Pass Happily in the Comfort of a Lounge Car

Have you ever viewed the varied panorama of land and sea from the luxury of a lounge car, rolling smoothly over the Famous Shore Line Route?

Do you know how relaxing it is to spend an hour with a magazine—or a few moments with a cigarette—in a sumptuous moving living-room?

On your next journey between Boston and New York leave your pullman chair for a while and enjoy this travel luxury—available on practically all through trains.

TABLE 3

Table with columns for stations (New York, G.C.T., Mount Vernon, etc.) and departure times for various trains (168, 312, 382, etc.).

- ◆ No baggage service on this train.
No baggage service on this train week-days.
£ No baggage service on this train Sundays.
▼ Will run Feb. 22.
⊙ Will not run Feb. 12 or Feb. 22.
⊕ Will not run Feb. 22.
▽ Special stop Feb. 12.
△ Special stop Feb. 22.
↑ Daily except Sundays.
↓ Daily except Saturdays.
⊖ Sundays due Hartford 10 05, Springfield 11 00 A.M.
† Daily except Mondays.
‡ Daily except Saturdays and Sundays.
◊ Saturdays and Sundays only.
‡ Sundays only.
< Mondays only.
≠ Tuesdays, Wednesdays and Thursdays only, during session of Connecticut Legislature.
▲▲ Has Parlor Car.
+ Has Broiler Buffet Parlor Car.
Ⓢ Has Broiler Buffet Parlor car except Sundays.
♣ Has Parlor Car between New York and Bridgeport.
□ Has Dining Car.
△ Has Dining Car, except Saturdays.
⊠ Has Dining Car Sundays.
Ⓒ Has Cafeteria Car.
⊙ Stops to leave from New York.
⊖ Due Stamford 10 01 P.M.
△ Via B. & A. R. R.
‡ Due South Norwalk 1 44 A.M.
⊙ By connecting train; no baggage service
† No baggage service at this point; on Feb. 22, due New York 11 40 P.M.

NEW HAVEN TO NEW YORK

TABLE 3

Table with columns for stations (Boston, Providence, New London, etc.) and departure times for various trains (95, 309, 97, 173).

- k Sundays due Penna. Station 2 15 P.M.
n Via Hartford and Willimantic.
p Sundays due Hartford 4 51, Springfield 5 35 P.M.
q Due Stamford 7 41 A.M.
r By connecting train, on Sundays due Hartford 7 51, Springfield 8 35 P.M.
s Saturdays only.
t Due Stamford 11 08 P.M.
v No baggage service at this point.
w Due Stamford 8 49 P.M.
x No baggage service at this point; on Feb. 22, due New York 10 15 A.M.
y Due New Rochelle 4 23, Stamford 5 42 A.M.
z Arrives or leaves Penna. Station.
aa Stops Saturdays 8 49 A.M. to leave.
bb Stops 6 54 P.M. week-days to take; Sundays makes regular stop.
cc Stops Sundays 3 10 P.M. to take.
dd Stops Mondays, 7 07 A.M. to take for New York.
ee Stops Saturdays only Rye 6 11, Port Chester 6 16, Greenwich 6 19 P.M. also Feb. 22.
gg Stops Sundays at Stamford 4 47, South Norwalk 4 55 P.M.
hh Stops Saturdays 8 43 P.M.
jj Stops Sunday nights 12 29 A.M.
kk Stops Sundays 10 41 P.M.
ll Trains indicated thus leave from or arrive on the lower level tracks Grand Central Terminal.
mm Stops Saturdays also Feb. 12 at 125th St. 5 23 (to take), Mt. Vernon 5 39, Columbus Ave., 5 40 Felham 5 41, due Port Chester 6 12 P.M.
pp Stops Sundays 6 45 P.M.
rr Stops Saturdays 8 52 A.M. to leave.
ss Stops Saturdays and Sundays at Mt. Vernon 6 32, Columbus Ave. 6 33, Pelham 6 34 P.M.
uu Stops Sundays 1 18 P.M.
vv Stops Saturdays at Greenwich 11 41, Darien 11 56 A.M.
xx Stops Sundays 7 31 A.M.

For Parlor, Sleeping and Dining Car Service, See Pages 6 and 7.

* Extra fare train, limited in its equipment and will receive passengers only to the extent of its seating capacity. Special form of ticket required. 1-16-35

YANKEE CLIPPER DAILY EXCEPT SUNDAY

Table with columns for stations (Lv. New York, Due Back Bay, Due Boston) and times (1.00 P.M., 5.40 P.M., 5.45 P.M.).

MERCHANTS LIMITED DAILY EXCEPT SATURDAY

Table with columns for stations (Lv. New York, Due Back Bay, Due Boston) and times (5.00 P.M., 9.40 P.M., 9.45 P.M.).

LUXURIOUS APPOINTMENTS - - UNSURPASSED SERVICE

Travel by Train - in Comfort

NEW YORK - NEW HAVEN TO HARTFORD AND SPRINGFIELD
CONNECTIONS SPRINGFIELD TO WHITE RIVER JCT. VIA BOSTON AND MAINE R. R.

Miles from New Haven	TABLE 11		410	60	412	64	130	66	Tues., Wed. and Thurs.	50	418	70	54	422	74	72	136	136
	Ex. Sun. only	Ex. Sun. only	Ex. Sun. only	Ex. Sun. only	Ex. Sun. only	Ex. Sun. only	Ex. Sun. only	Ex. Sun. only	Ex. Sun. only	Ex. Sun. only	Ex. Sun. only	Ex. Sun. only	Ex. Sun. only	Ex. Sun. only	Ex. Sun. only	Ex. Sun. only	Ex. Sun. only	Ex. Sun. only
	New York		G.C.T. Lv	12 45		6 00		7 00		9 00		11 00		2100	2100	2 00		
	New York		125th St. Penna. Station	2e10		6h10		7h10		9h10		11h10		h210	h210	2h10		
	Stamford			1 50		7 06		8 04		10 01		12 03		3157	3157	3 09		
	South Norwalk			3e33		7 30		8 29		10 22		12 27		3328	3328	3 35		
	Bridgeport			4 10		8 05		9 05		10 50		1 02		3457	3457	4 05		
0 0	New Haven			4 30		8 19		9 26		11 09		1 21		3577	3577	4 27		
7 23	North Haven			4 40		8 26		9 36		11 18		1 31		3697	3697	4 40		
12 12	Wallington			4 45		8 31		9 42		11 24		1 36		3817	3817	4 45		
16 0	Yalesville			4 50		8 36		9 48		11 30		1 41		3937	3937	4 50		
18 6	Meriden		Due	4 55		8 41		9 54		11 36		1 46		4057	4057	4 55		
	Middletown (Main & Court Sts.)		Due	5 00		8 46		10 00		11 42		1 51		4177	4177	5 00		
	Berlin (New Britain Jct.)		Due	5 05		8 51		10 06		11 48		2 00		4297	4297	5 05		
	New Britain		Due	5 10		8 56		10 11		11 54		2 05		4417	4417	5 10		
	Hartford		Due	5 15		9 01		10 16		11 58		2 10		4537	4537	5 15		
	Hartford		Lv	5 20		9 06		10 21		12 04		2 15		4657	4657	5 20		
	Windsor, Conn.			5 25		9 11		10 26		12 09		2 20		4777	4777	5 25		
	Hayden's			5 30		9 16		10 31		12 14		2 25		4897	4897	5 30		
	Windsor Locks			5 35		9 21		10 36		12 19		2 30		5017	5017	5 35		
	Warehouse Point			5 40		9 26		10 41		12 24		2 35		5137	5137	5 40		
	Thompsonville			5 45		9 31		10 46		12 29		2 40		5257	5257	5 45		
	Springfield		Due	5 50		9 36		10 51		12 34		2 45		5377	5377	5 50		
62 0	Springfield (B&MRR)		Lv	7 05		9 05		9 40		12 40		2 50		5497	5497	6 00		
69 9	Holyoke		Due	7 10		9 10		9 55		12 45		2 55		5617	5617	6 05		
79 1	Northampton			7 15		9 15		10 00		12 50		3 00		5737	5737	6 10		
98 1	Greenfield			7 20		9 20		10 05		12 55		3 05		5857	5857	6 15		
111 7	East Northfield			7 25		9 25		10 10		13 00		3 10		5977	5977	6 20		
122 3	Brattleboro			7 30		9 30		10 15		13 05		3 15		6097	6097	6 25		
146 0	Bellows Falls			7 35		9 35		10 20		13 10		3 20		6217	6217	6 30		
185 2	White River Jct. (CVRY)		Due	7 40		9 40		10 25		13 15		3 25		6337	6337	6 35		

Miles from New Haven	TABLE 11		78	58	80	82	86	90	88	168	56
	Ex. Sun. only	Ex. Sun. only	Ex. Sun. only	Ex. Sun. only	Ex. Sun. only	Ex. Sun. only	Ex. Sun. only	Ex. Sun. only	Ex. Sun. only	Ex. Sun. only	Ex. Sun. only
	New York		G.C.T. Lv	3 10	5 00	5 00	6 02	8 00	8 00	9 00	11 45
	New York		125th St. Penna. Station	3h20	5h10	5h10	6h12	8 00	8 00	9 00	11h55
	Stamford			4 08	5 50	5 50	6 52	8 49	8 49	9 59	12 37
	South Norwalk			4 20	6 02	6 02	7 04	9 00	9 00	10 11	12 50
	Bridgeport			4 42	6 24	6 24	7 26	9 19	9 19	10 30	1 20
	New Haven			5 10	6 43	6 43	7 45	9 35	9 35	10 46	2 00
	North Haven			5 29	7 02	7 02	8 04	9 54	9 54	11 05	2 20
	Wallington			5 48	7 21	7 21	8 23	10 13	10 13	11 24	2 40
	Yalesville			5 67	7 40	7 40	8 42	10 32	10 32	11 43	2 50
	Meriden		Due	5 86	7 59	7 59	9 01	10 51	10 51	12 02	3 10
	Middletown (Main & Court Sts.)		Due	6 04	8 00	8 00	9 02	10 52	10 52	12 03	3 20
	Berlin (New Britain Jct.)		Due	6 23	8 19	8 19	9 21	11 11	11 11	12 22	3 40
	New Britain		Due	6 42	8 38	8 38	9 40	11 30	11 30	12 41	4 00
	Hartford		Due	7 01	8 57	8 57	10 00	11 50	11 50	13 01	4 20
	Hartford		Lv	7 20	9 16	9 16	10 18	12 08	12 08	13 19	4 40
	Windsor, Conn.			7 39	9 35	9 35	10 37	12 27	12 27	13 38	5 00
	Hayden's			7 58	9 54	9 54	10 56	12 46	12 46	13 57	5 20
	Windsor Locks			8 17	10 13	10 13	11 15	13 05	13 05	14 16	5 40
	Warehouse Point			8 36	10 32	10 32	11 34	13 24	13 24	14 35	6 00
	Thompsonville		Due	8 55	10 51	10 51	11 53	13 43	13 43	14 54	6 20
	Springfield		Lv	9 14	11 10	11 10	12 12	14 02	14 02	15 13	6 40
	Springfield (B&MRR)		Due	9 33	11 29	11 29	12 31	14 21	14 21	15 32	7 00
	Holyoke			9 52	11 48	11 48	12 50	14 40	14 40	15 51	7 20
	Northampton			10 11	12 07	12 07	13 09	15 00	15 00	16 11	7 40
	Greenfield			10 30	12 26	12 26	13 28	15 19	15 19	16 30	8 00
	East Northfield			10 49	12 45	12 45	13 47	15 38	15 38	16 49	8 20
	Brattleboro			11 08	13 04	13 04	14 06	15 57	15 57	17 08	8 40
	Bellows Falls			11 27	13 23	13 23	14 25	16 16	16 16	17 27	9 00
	White River Jct. (CVRY)		Due	11 46	13 42	13 42	14 44	16 35	16 35	17 46	9 20

HARTFORD AND HAZARDVILLE		Via Melrose	
Read Down	(Highway Motor Coach)	Read Up	
Bus	Bus	Bus	Bus
Ex. Sat. & Sun. @P.M.	Sat. only P.M.	Ex. Sun. @A.M.	Ex. Sun. @A.M.
5:00	1:00	Lv. Hartford	8:00
5:12	1:12	East Hartford	7:48
5:25	1:25	South Windsor	7:39
5:38	1:38	East Windsor Hill	7:35
5:50	1:50	Rye Street	7:30
6:03	2:03	East Windsor	7:24
6:15	2:15	Broad Brook	7:17
6:28	2:28	Melrose	7:13
6:40	2:40	Due Hazardville (R. R. Sta.)	7:06
6:53	2:53	Due Hazardville (P. O.)	7:02

TABLE 12		BERLIN TO MIDDLETOWN																
Miles	Ex. Sun. only	Ex. Sun. only	Ex. Sun. only	Ex. Sun. only	Ex. Sun. only	Ex. Sun. only	Ex. Sat. & Sun. only	Ex. Sun. only	Ex. Sun. only	Ex. Sun. only	Ex. Sun. only	Ex. Sun. only	Ex. Sun. only	Ex. Sun. only	Ex. Sun. only	Ex. Sun. only	Ex. Sun. only	Ex. Sun. only
	6 35	7 49	8 51	9 50	10 16	11 30	11 53	12 41	2 24	3 28	5 38	6 24	6 37	7 30	9 09	9 15	10 30	10 50
	6 38	7 52	8 54	9 53	10 19	11 33	11 56	12 44	2 27	3 31	5 41	6 27	6 40	7 34	9 12	9 18	10 33	10 53
	6 44	7 57	8 59	9 58	10 25	11 39	12 01	12 49	2 32	3 36	5 46	6 33	6 46	7 40	9 18	9 24	10 39	10 59
	6 48	8 00	9 00	10 03	10 29	11 42	12 04	12 52	2 35	3 39	5 49	6 37	6 50	7 44	9 22	9 28	10 43	11 03
	6 53	8 06	9 09	10 08	10 34	11 48	12 10	12 58	2 39	3 43	5 55	6 42	6 55	7 49	9 27	9 33	10 48	11 08
	7 00	8 15	9 18	10 15	10 41	11 55	12 17	13 06	2 42	3 46	6 02	6 49	7 02	7 56	9 34	9 40	10 55	11 15

TABLE 13		BERLIN TO NEW BRITAIN																	
Miles	Ex. Sun. only	Ex. Sun. only	Ex. Sun. only	Ex. Sun. only	Ex. Sun. only	Ex. Sun. only	Ex. Sun. only	Ex. Sun. only	Ex. Sun. only	Ex. Sun. only	Ex. Sun. only	Ex. Sun. only	Ex. Sun. only	Ex. Sun. only	Ex. Sun. only	Ex. Sun. only	Ex. Sun. only	Ex. Sun. only	
																			Ex. Sun. only
0 0	6 15	7 16	7 49	8 58	9 53	10 17	11 31	11 55	12 43	1 44	2 26	3 28	4 56	5 53	6 26	7 32	7 38	8 40	9 15
2 5	6 25	7 23	7 56	9 00	10 00	10 25	11 39	12 02	12 50	1 51	2 33	3 36	5 02	6 00	6 33	7 39	7 45	8 47	9 22

- ◆ No baggage service on this train.
- Ⓜ Will not run Feb. 22.
- Ⓢ Stop on Feb. 22.
- ↑ Daily except Sundays.
- ↓ Daily except Saturdays and Sundays.
- Ⓜ Has Parlor Car.
- Ⓜ Tuesdays, Wednesdays and Thursdays only during session of Connecticut Legislature.
- + Has Broler Buffet Parlor Car.
- Has Dining Car.
- Ⓜ Has Broler Buffet Parlor Car except Sundays.
- a Due Wallington 7 13 A.M.
- b Connection by Motor Coach from Meriden.
- c By connecting train.
- d Leave Meriden 4 11 A.M.
- e Leave Meriden 2 35 A.M.
- g Stops to leave.
- h Stops to take.
- k Leave Meriden 4 53 A.M.
- q Stops to leave from New Haven and beyond.
- s Saturdays only.
- t Leave Meriden 10 17 P.M.
- v No baggage service at this point.
- x Leave Meriden 7 35 A.M.
- aa Stops 6 54 P.M. weekdays to take, Sundays makes regular stop.
- bb Stop Saturdays 2 21 P.M.
- ee Stops Sundays at Stamford 4 47, South Norwalk 4 55 P.M.

For Parlor, Sleeping and Dining Car Service, See Pages 6 and 7.

Ship by Train - Dependable Service</

SPRINGFIELD AND HARTFORD TO NEW HAVEN—NEW YORK

CONNECTIONS WHITE RIVER JCT. TO SPRINGFIELD VIA BOSTON AND MAINE R. R.

Miles	TABLE 11	55	169	67	69	71	73	75	409	131	131	51	53	87	413
		Daily AM	Daily AM	Ex. Sun. AM	Ex. Sun. AM	Daily AM	Ex. Sun. AM	Ex. Sun. AM	Sat. only AM	Ex. Sun. AM	Sun. only AM	Daily AM	Daily PM	Daily PM	Daily PM
0.0	White River Jct. (CVRY).....Lv		1 18			c3150 c3150									
39.2	Bellows Falls (B&MRR).....Lv		2 55			c3117 c3117									
62.9	Brattleboro.....Lv					c5156 c5156									
73.5	East Northfield.....Lv					f6112 f6112									
87.1	Greenfield.....Lv					c6445 c6445									
106.1	Northampton.....Lv					c7200 c7212	7000								
115.3	Holyoke.....Lv					c7138 c7129	8c15 10c20								
123.2	Springfield.....Due		4 23			c8102 c7148	8c45 10c49								
123.2	Springfield.....Lv	2 53	4 25	6 25	7 10	8 10	9 20	11 00	11 45						
131.2	Thompsonville.....Lv					8 25									
135.2	Warehouse Point.....Lv					7 30									
136.6	Windsor Locks.....Lv					7 34									
139.5	Hayden's.....Lv					7 39									
142.3	Windsor, Conn.....Lv					7 44									
148.6	Hartford.....Due	3 26	5 00	7 00	7 55	8 44	9 56	11 36	12 18	12 20	12 20	1 19	3 08	4 40	5 08
148.6	Hartford.....Lv	3 45	5 00	7 00	8 00	9 00	10 00	11 38	12 25	12 30	12 30	1 23	3 12	4 45	5 22
159.3	New Britain.....Lv					9 05	10 05	11 43	12 31	12 46	12 46	1 25	3 18	4 47	5 27
166.6	Berlin (New Britain Jct.).....Lv	4 01				9 15	10 15	11 52	12 40			1 38	3 27	5 00	5 37
166.6	Middletown (Main & Court Sts.).....Lv					9 27	10 27	12 03	12 52			1 49	3 40	5 13	5 52
169.2	Meriden.....Lv	4n24	5a24	7 27	8 27	9 27	10 27	12 03	12 52			1 59	3 40	5 13	5 52
172.6	Yalesville.....Lv					7 36	8 36		1s01						
177.9	Wallingford.....Lv					7 44									
185.2	North Haven.....Due	4 50	6 49	7 56	8 55	9 55	10 55	12 30	1s20			2 18	4 06	5 45	6 23
201.9	Bridgeport.....Lv	5 26	6 22	8 27	9 22	10 22	11 24	1 07	c1s55 2w40			2 46	4 36	6 16	6 55
216.5	South Norwalk.....Lv	6 05	6 52	8 57	9 41	10 41	11 43	1 27	c2s14 3w07			3 07	4 55	6 36	7 14
224.4	Stamford.....Lv	6 22	6 48	9c07	9 53	10 52	11 55	1 38	c2s25 3w17			3 17	5 06	6 49	7 25
253.3	New York Penna. Station.....Lv	7g04	7 50	c9g54 10g34	11g29	11g29	12 15	2e15	c3s04 3g54			3s54	5g46	7e29	8e04
257.5	New York 125th St. G.C.T.....Due	7 15		9v33 10 45	11 40	11 40	12 45	2 25	c3s15 4w05			4 05	5 57	7 40	8 15

Miles	TABLE 11	93	415	59	97	137	95	99	101
		Sun. only P.M.	Ex. Sun. P.M.	Daily P.M.	Ex. Sun. AM	Daily P.M.	Sun. only P.M.	Ex. Sun. P.M.	Sun. only P.M.
0.0	White River Jct. (CVRY).....Lv				2:50			6:30	6:50
39.2	Bellows Falls (B&MRR).....Lv				3:56			7:51	8:00
62.9	Brattleboro.....Lv				4:33			8:30	8:39
73.5	East Northfield.....Lv				4:48			8:50	8:54
87.1	Greenfield.....Lv				4c15			9:27	9:20
106.1	Northampton.....Lv				4c47			9:57	9:45
115.3	Holyoke.....Lv				5c04			10:13	10:01
123.2	Springfield.....Due				5c23			10:32	10:20
123.2	Springfield.....Lv				5115			11:45	12:45
131.2	Thompsonville.....Lv				5330			8:33	1:00
135.2	Warehouse Point.....Lv				549			8:42	
136.6	Windsor Locks.....Lv				539			8:59	
139.5	Hayden's.....Lv				558			12:20	
142.3	Windsor, Conn.....Lv				600			12:45	
148.6	Hartford.....Due				618			1:25	
148.6	Hartford.....Lv				621			1:35	
159.3	New Britain.....Lv				630			1:52	
166.6	Berlin (New Britain Jct.).....Lv				639			1:05	
166.6	Middletown (Main & Court Sts.).....Lv				615			1:15	
169.2	Meriden.....Lv				636			1:05	
172.6	Yalesville.....Lv				647			1:37	
177.9	Wallingford.....Lv				652			2:05	
185.2	North Haven.....Due				636			2:16	
201.9	Bridgeport.....Lv				655			2:10	
216.5	South Norwalk.....Lv				725			2:55	
224.4	Stamford.....Lv				759			3:29	
253.3	New York Penna. Station.....Lv				811			3:52	
257.5	New York 125th St. G.C.T.....Due				811			4:21	

HARTFORD AND MIDDLETOWN

Highway Motor Coach (Connecticut Company)

Read Down		Read Up	
Ex. Sat. & Sun. P.M.	Sat. only P.M.	Ex. Sun. AM	Sun. only AM
4:45	12:25	Lv. Hartford (R.R. Sta.).....Due	8 08
5:00	12:40	Wethersfield (Church St.).....	7 50
5:02	12:42	South Wethersfield (Mill St.).....	7 48
5:06	12:46	Rocky Hill Center.....	7 45
5:17	12:57	Cromwell (R.R. Crossing).....	7 35
5:24	1s04	Due Middletown (R.R. Sta.).....Lv	7 30

MIDDLETOWN TO BERLIN

(Highway Motor Coach)

Miles	TABLE 12	Bus Ex. Sun. AM	Bus Ex. Sun. AM	Bus Ex. Sun. AM	Bus Daily AM	Bus Daily AM	Bus Daily AM	Bus Ex. Sun. P.M.	Bus Ex. Sun. P.M.	Bus Sun. only P.M.	Bus Ex. Sun. P.M.	Bus Daily P.M.	Bus Daily P.M.	Bus Ex. Sun. P.M.	Bus Sun. only P.M.
		0.0	Middletown.....Lv	5 50	7 16	8 19	9 18	10 58	1 55	2 58	4 58	5:53	6 04	7 02	8 10
2.5	Newfield.....Lv	5 57	7 24	8 27	9 25	11 05	2 02	3 05	5 05	6:00	6 11	7 09	8 17	10 06	10:27
	Westfield, Conn.....Lv	6 02	7 30	8 33	9 30	11 10	2 07	3 10	5 10	6:05	6 16	7 14	8 22	10 11	10:32
	East Berlin.....Lv	6 06	7 34	8 37	9 34	11 14	2 11	3 14	5 14	6:09	6 20	7 18	8 26	10 15	10:36
	Berlin Ctr.....Lv	6 11	7 39	8 43	9 42	11 19	2 16	3 19	5 19	6:14	6 25	7 23	8 31	10 20	10:41
	Berlin (New Britain Jct.).....Due	6 15	7 46	8 47	9 46	11 26	2 20	3 23	5 23	6:20	6 29	7 28	8 36	10 26	10:45

NEW BRITAIN TO BERLIN

Miles	TABLE 13	Bus Ex. Sun. AM	Bus Ex. Sun. AM	Bus Ex. Sun. AM	Bus Ex. Sun. AM	Bus Daily AM	Bus Ex. Sun. AM	Bus Daily AM	Bus Ex. Sun. AM	Bus Daily AM	Bus Daily AM	Bus Daily AM	Bus Daily AM	Bus Ex. Sun. AM	Bus Sun. only AM	Bus Ex. Sun. AM	Bus Daily AM	Bus Daily AM	Bus Daily AM	Bus Ex. Sun. AM	Bus Sun. only AM	
		0.0	New Britain.....Lv	6 25	7 05	7 30	8 05	9 05	10 05	11 18	11 43	12:31	1 25	2 14	3 18	4 47	5 27	6:05	6 13	7 18	8 27	8 59
2.5	Berlin (N. B. Jct.).....Due	6 35	7 12	7 37	8 12	9 12	10 12	11 25	11 50	12:38	1 32	2 20	3 25	4 54	5 34	6:12	6 20	7 25	8 34	9 06	10 22	10:44

- ◆ No baggage service on this train.
- ⊕ Will not run Feb. 22.
- ⊗ Will run Feb. 22.
- † Daily except Sundays.
- ‡ Except Mondays.
- § Daily except Saturdays and Sundays.
- ¶ Sundays only.
- ▲ Has Parlor Car.
- ◆ Has Parlor Buffet Parlor Car.
- Has Dining Car.
- ⊠ Has Dining Car Sundays.
- ⊞ Has Dining Car, Springfield to New Haven.
- ⊟ Stops to leave from north of Springfield or take for New Haven and points west.
- ⊠ Connection by Motor Coach to Meriden.
- ⊡ By connecting train.
- ⊢ By connecting motor coach; no connection Feb. 22.
- ⊣ Due Meriden 1:17 A.M.
- ⊤ Stops on signal.
- ⊥ Stops to leave.
- ⊦ Sundays leave Northampton 1 50, Holyoke 2 03, Due Springfield 2 18 P.M.
- ⊧ Connection by Motor Coach.
- ⊨ Due Meriden 4 14 A.M.
- ⊩ Saturdays only.
- ⊪ No baggage service at this point.
- ⊫ Connecting train via Waterbury.
- ⊬ Due Meriden 9 20 P.M.
- ⊭ By connecting train: No connection on Feb. 22.
- ⊮ Stops Sundays 9 36 A.M.
- ⊯ Stops Saturdays 7 08 P.M.

PROVIDENCE TO NEW LONDON AND NEW HAVEN

Miles from Providence	TABLE 16										YANKEE CLIPPER			MERCHANTS LIMITED			29			173			179		
	125	401	7	175	11	177	23	525	15	21	183	521	27	29	173	179									
	Daily	Ex. Sun.	Ex. Sun.	Daily	Daily	Daily	Ex. Sun.	Daily	Daily	Daily	Ex. Sat. & Sun.	Ex. Sat.	Daily	Daily	Daily										
	AM	9AM	AM	AM	AM	AM	PM	PM	PM	PM	PM	PM	PM	PM	PM										
Boston	South Sta. Lv		6 00	9 00	10 00	12 00	1 00	2 00	3 00	4 00	4 00	4 00	6 00	6 00	8 00	10 35									
	Back Bay		6 04	9 05	10 04	12 04	1 04	2 05	3 05	4 05	4 05	4 05	6 04	6 04	8 05	10 40									
19.0	Providence		7 15	10 00	11 00	1 00	1 58	3 00	4 00	5 02	5 15	5 15	7 00	7 00	9 10	12 00									
16.8	East Greenwich		7 31								5 14														
16.3	Davsville		7 39								5 15														
19.3	Wickford Junction		7 49								5 16														
27.0	Kingston, R. I.		7 01	10 38		1 32			4 32	5 13	5 16														
31.3	Kenyons		7 57								6 02														
32.0	Shannock		8 14	10 54		1 52			4 52	5 53	6 04														
43.8	Westerly		8 21								6 25														
49.3	Stonington		8 27								6 33														
52.7	Mystic										6 40														
53.5	West Mystic										6 46														
54.8	Noank										7 00														
82.2	New London	Due	8 42	11 24	12 19	2 19	3 10	4 20	5 19	6 19	6 46		8 26	10 34	1 25										
	Norwich, Conn.	Due		12m04	1m34	3m04					7 00														
	Norwich, Conn.	Lv	3 48	7m40	10m40	1m40					7 10														
82.2	New London	Lv	4 22	6 25	8 47	11 29	12 24	2 24	3 10	4 25	5 24	6 24	8 30	10 42	1 35										
89.1	E. Lyme and Niantic			6 37																					
80.0	Saybrook			6 55		9 12	11 58			4 48	5 47														
89.9	Westbrook			7 01																					
88.4	Clinton			7 08																					
92.1	Madison			7 14		9 25																			
94.1	East River			7 18																					
96.2	Gulford			7 22																					
99.0	Leete's Island			7 27																					
100.5	Stony Creek			7 30																					
101.6	Pine Orchard																								
103.8	Branchford			7 36																					
113.0	New Haven	Due	5 25	7 36	9 52	12 33	1 25	3 25	4 07	5 28	6 25	7 25	9 32	11 47	2 40										
181.1	Penna. Sta.			7 36		2 15		5 15			9 15			2 10	5 15										
185.3	New York	Due	7 20	9 33	11 40	3 04	3 15	5 34	5 45	7 04	8 04	9 15	11 04	11 15											

PROVIDENCE TO NEW LONDON AND NEW HAVEN

TABLE 16		181	3
		Ex. Sat. & Sun.	Daily
		AM	NHT
Boston	South Station	11 00	12 00
	Back Bay	11 05	12 06
Providence		12 30	1 25
East Greenwich			
Davsville			
Wickford Junction			
Kingston, R. I.			
Kenyons			
Shannock			
Westerly			
Stonington			
Mystic			
West Mystic			
Noank			
New London	Due	1 45	2 58
Norwich, Conn.	Due		
Norwich, Conn.	Lv		
New London	Lv	1 55	2 58
E. Lyme and Niantic			
Saybrook			
Westbrook			
Clinton			
Madison			
East River			
Gulford			
Leete's Island			
Stony Creek			
Pine Orchard			
Branchford			
New Haven	Due	2 00	4 15
Penna. Sta.			
125th St		6 24	
G. C. T.	Due	6 35	

NARRAGANSETT PIER RAILROAD

TABLE 18									
7	11	15	Bus	19	Bus	Bus	Bus	23	
Ex. Sun.	Ex. Sun.	Ex. Sun.	Ex. Sun.	Sat. only	Ex. Sun.	Ex. Sun.	Ex. Sun.	Ex. Sun.	Ex. Sat. & Sun.
AM	AM	AM	N'ON	PM	N'ON	PM	PM	PM	PM
New York	G. C. T.								
	125th St.		8 30		12 00				
	Penna Station		8 40						
New Haven					1 50	2 45			
New London					2 55	3 50			
Kingston, R. I.	Due				3 40	4 35			
Boston, South Station	Lv	6 00	9 00	12 00	12 30	3 00	4 00		
Providence		7 15	10 00		2 00	4 00	5 02	5 15	
Kingston, R. I.	Due	7 49	10 33		2 40	4 32	5 33	5 56	
Kingston, R. I.	Lv	8 15	10 35	12 12	2 45	4 35	5 33	6 00	
Gould's		8 24	10 44	12 21	2 54	4 44	5 42	6 10	
Peace Dale		8 30	10 48	12 25	2 59	4 51	5 49	6 13	
Wakefield		8 33	10 51	12 28	3 01	4 56	5 54	6 16	
Sprague Park		8 38	10 58	12 35	3 08	5 00	5 59	6 21	
Narragansett Pier	Due	8 40	10 58	12 35	3 08	5 00	5 59	6 21	

TABLE 18									
Bus	4	6	12	Bus	16	Bus	Bus	Bus	22
Ex. Sun.	Ex. Sun.	Ex. Sun.	Ex. Sun.	Ex. Sun.	Sat. only	Ex. Sun.	Ex. Sun.	Ex. Sun.	Ex. Sat. & Sun.
AM	AM	AM	AM	PM	PM	PM	PM	PM	PM
Narragansett Pier	Lv	7 05	7 30	10 00	11 40	12 55	2 50		5 10
Sprague Park		7 10	7 32	10 02	11 42	1 00	2 52		5 12
Wakefield		7 15	7 37	10 07	11 47	1 05	2 57	4 00	5 20
Peace Dale		7 20	7 40	10 10	11 50	1 10	2 50	4 05	5 25
Gould's			7 44	10 14	11 54		2 54		5 29
Kingston, R. I.	Due		7 56	10 26	12 06	1 26	2 56	4 21	5 42
Kingston, R. I.	Lv		8 07		12 09		3 40	4 35	6 13
Providence	Due		8 45		12 40		4 10	5 06	7 10
Boston, South Station	Due		10 10		1 45		5 15	6 10	8 15
Kingston, R. I.	Lv	7 49		10 38		1 32	2 40	4 32	5 56
New London	Due	8 42		11 24		2 18	3 43	5 19	7 00
New Haven	Due	9 52		12 33		3 25	4 58	6 25	
New York	Penna Station			2 15		5 15		9 15	
	125th St.					6 04			
	G. C. T.	Due	11 29			7 04		8 04	

◆ No baggage service on this train.
 Will not run Feb. 22.
 † Runs to Peace Dale only on Feb. 22.
 ‡ Except Sundays and Mondays.
 § Sundays only.
 † Daily except Sundays.
 ‡ Daily except Saturdays.
 † Daily except Saturdays and Sundays.

● By connecting train, no baggage service.
 † Has Parlor Car.
 ‡ Has Brolley Buffet Parlor Car.
 § Has Dining Car.
 ¶ By connecting train, change at Providence.
 † By connecting train.
 ‡ No coaches between Providence and New Haven
 † Stops on signal.

g Stops to leave.
 h Stops to take.
 k By connecting train, change at New London.
 m By connecting motor coach.
 n Saturdays only.
 aa Stops Sundays and Feb. 22, 9 05 P.M.
 bb Stops Saturdays 1 24 P.M.

★Extra fare train, limited in its equipment and will receive passengers only to the extent of its seating capacity. Special form of ticket required.
 For Parlor, Sleeping and Dining Car Service, See Pages 6 and 7

Travel by Train - in Comfort

BOSTON TO PROVIDENCE

20

Miles	TABLE 19	7	803	509	511	513	805	175	11	177	515	*23	804	517	15	813	21	819	♦523	183	527
		Ex. Sun.	Ex. Sun.	Ex. Sun.	Ex. Sun.	Sun. only	Daily	Daily	Daily	Daily	Daily	Ex. Sun.	Sat. only	Sat. only	Daily	Ex. Sun.	Daily	Sat. only	Ex. Sat. & Sun.	Daily	Ex. Sat. & Sun.
0.0	Boston South Station...Lv	6 00	6 35	7 25	8 00	8 00	8 35	9 00	10 00	12 00	12 30	1 00	1 10	1 35	2 00	2 35	3 00	3 35	3 35	4 00	4 35
0.6	Back Bay	6 04	6 39	7 29	8 05	8 05	8 40	9 05	10 04	12 04	12 34	1 04	1 14	1 40	2 05	2 40	3 05	3 40	3 40	4 05	4 40
3.4	Hyde Park	▲▲	▲▲	7 39	▲▲	▲▲	8 15	▲▲	▲▲	▲▲	▲▲	▲▲	▲▲	1 24	▲▲	▲▲	▲▲	3 51	3 51	▲▲	4 50
9.6	Readville	▲▲	▲▲	7 48	▲▲	▲▲	8 26	▲▲	▲▲	▲▲	▲▲	▲▲	▲▲	1 32	▲▲	▲▲	▲▲	3 59	3 59	▲▲	4 59
15.0	Canton Junction	6 24	6 56	7 48	8 30	8 30	8 58	9 30	10 30	12 30	1 00	1 10	1 35	2 00	2 35	3 00	3 35	3 35	4 00	4 35	
18.1	Sharon	▲▲	▲▲	7 53	▲▲	▲▲	8 31	▲▲	▲▲	▲▲	▲▲	▲▲	▲▲	1 37	▲▲	▲▲	▲▲	4 05	4 05	▲▲	5 05
19.5	Sharon Heights	▲▲	▲▲	7 55	▲▲	▲▲	8 33	▲▲	▲▲	▲▲	▲▲	▲▲	▲▲	1 37	▲▲	▲▲	▲▲	4 05	4 05	▲▲	5 05
22.6	East Foxboro	▲▲	▲▲	8 00	▲▲	▲▲	8 38	▲▲	▲▲	▲▲	▲▲	▲▲	▲▲	1 37	▲▲	▲▲	▲▲	4 05	4 05	▲▲	5 05
24.9	Mansfield	6 40	▲▲	8 05	8 42	8 42	8 44	▲▲	▲▲	▲▲	▲▲	▲▲	▲▲	1 37	▲▲	▲▲	▲▲	4 05	4 05	▲▲	5 05
27.6	West Mansfield	6 44	▲▲	8 09	▲▲	▲▲	8 46	▲▲	▲▲	▲▲	▲▲	▲▲	▲▲	1 37	▲▲	▲▲	▲▲	4 05	4 05	▲▲	5 05
31.9	Attleboro	6 51	▲▲	8 15	8 52	8 52	8 54	▲▲	▲▲	▲▲	▲▲	▲▲	▲▲	1 37	▲▲	▲▲	▲▲	4 05	4 05	▲▲	5 05
39.3	Pawtucket and Central Falls	7 01	▲▲	8 25	9 05	9 05	9 07	▲▲	▲▲	▲▲	▲▲	▲▲	▲▲	1 37	▲▲	▲▲	▲▲	4 05	4 05	▲▲	5 05
43.8	Providence Due	7 10	▲▲	8 35	9 15	9 15	9 17	▲▲	▲▲	▲▲	▲▲	▲▲	▲▲	1 37	▲▲	▲▲	▲▲	4 05	4 05	▲▲	5 05
106.0	New London	8 42	▲▲	▲▲	▲▲	▲▲	▲▲	11 24	12 19	2 19	▲▲	▲▲	▲▲	4 20	▲▲	▲▲	▲▲	5 19	▲▲	▲▲	6 19
156.8	New Haven	9 52	▲▲	▲▲	▲▲	▲▲	▲▲	12 33	1 25	3 25	▲▲	▲▲	▲▲	5 28	▲▲	▲▲	▲▲	6 25	▲▲	▲▲	7 25
229.1	New York Penna. Station, 125th St. G. C. T. Due	11 29	▲▲	▲▲	▲▲	▲▲	▲▲	3 04	3 15	5 15	▲▲	▲▲	▲▲	7 04	▲▲	▲▲	▲▲	8 04	▲▲	▲▲	9 15

Miles from Providence	TABLE 19	817	27	♦529	♦825	823	531	29	827	829	533	535	173	537	539	179	♦181	833	3
		Ex. Sun.	Ex. Sat.	Ex. Sun.	Ex. Sat. & Sun.	Sat. only	Ex. Sun.	Daily	Daily	Ex. Sat. & Sun.	Sun. only	Ex. Sun.	Daily	Sun. only	Ex. Sun.	Daily	Ex. Sun.	Daily	Daily
0.0	Boston South Station...Lv	4 45	5 40	5 06	5 35	5 35	5 38	6 00	6 00	6 15	7 05	7 05	8 00	9 30	9 30	10 35	11 00	11 20	12 00
0.6	Back Bay	4 50	h540	5 11	5 39	5 39	5 42	6 04	6 08	6 23	7 09	7 09	8 05	9 35	9 35	10 40	11 05	11 25	12 06
3.4	Hyde Park	▲▲	▲▲	▲▲	▲▲	▲▲	▲▲	▲▲	▲▲	▲▲	▲▲	▲▲	▲▲	▲▲	▲▲	▲▲	▲▲	▲▲	▲▲
9.6	Readville	▲▲	▲▲	▲▲	▲▲	▲▲	▲▲	▲▲	▲▲	▲▲	▲▲	▲▲	▲▲	▲▲	▲▲	▲▲	▲▲	▲▲	▲▲
15.0	Canton Junction	5 07	▲▲	5 34	5 56	5 56	5 58	6 10	6 14	6 29	7 15	7 15	8 10	9 40	9 40	10 45	11 10	11 30	12 11
18.1	Sharon	▲▲	▲▲	▲▲	▲▲	▲▲	▲▲	▲▲	▲▲	▲▲	▲▲	▲▲	▲▲	▲▲	▲▲	▲▲	▲▲	▲▲	▲▲
19.5	Sharon Heights	▲▲	▲▲	▲▲	▲▲	▲▲	▲▲	▲▲	▲▲	▲▲	▲▲	▲▲	▲▲	▲▲	▲▲	▲▲	▲▲	▲▲	▲▲
22.6	East Foxboro	▲▲	▲▲	▲▲	▲▲	▲▲	▲▲	▲▲	▲▲	▲▲	▲▲	▲▲	▲▲	▲▲	▲▲	▲▲	▲▲	▲▲	▲▲
24.9	Mansfield	▲▲	▲▲	▲▲	▲▲	▲▲	▲▲	▲▲	▲▲	▲▲	▲▲	▲▲	▲▲	▲▲	▲▲	▲▲	▲▲	▲▲	▲▲
27.6	West Mansfield	▲▲	▲▲	▲▲	▲▲	▲▲	▲▲	▲▲	▲▲	▲▲	▲▲	▲▲	▲▲	▲▲	▲▲	▲▲	▲▲	▲▲	▲▲
31.9	Attleboro	▲▲	▲▲	▲▲	▲▲	▲▲	▲▲	▲▲	▲▲	▲▲	▲▲	▲▲	▲▲	▲▲	▲▲	▲▲	▲▲	▲▲	▲▲
39.3	Pawtucket and Central Falls	▲▲	▲▲	▲▲	▲▲	▲▲	▲▲	▲▲	▲▲	▲▲	▲▲	▲▲	▲▲	▲▲	▲▲	▲▲	▲▲	▲▲	▲▲
43.8	Providence Due	▲▲	5 57	▲▲	6 15	6 15	6 17	6 56	7 00	7 15	8 00	8 30	9 00	10 30	11 00	11 45	12 12	12 12	1 10
106.0	New London	▲▲	8 47	▲▲	▲▲	▲▲	▲▲	8 26	9 32	▲▲	▲▲	▲▲	▲▲	10 34	11 25	▲▲	▲▲	▲▲	▲▲
156.8	New Haven	▲▲	8 47	▲▲	▲▲	▲▲	▲▲	9 32	▲▲	▲▲	▲▲	▲▲	▲▲	11 47	▲▲	▲▲	▲▲	▲▲	▲▲
229.1	New York Penna. Station, 125th St. G. C. T. Due	▲▲	9 43	▲▲	▲▲	▲▲	▲▲	11 04	11 15	7 00	▲▲	▲▲	▲▲	▲▲	▲▲	▲▲	▲▲	▲▲	▲▲

PROVIDENCE TO BOSTON

Miles from Providence	TABLE 19	502	2	172	500	802	32	178	804	504	806	♦808	♦506	508	812	♦814	♦510	816	514	520
		Ex. Sun.	Daily	Daily	Ex. Sun.	Ex. Sun.	Sun. only	Daily	Ex. Sun.	Ex. Sun.	Daily	Ex. Sun.	Ex. Sun.	Ex. Sun.	Sun. only	Ex. Sun.	Daily	Daily	Ex. Sat.	Sat. only
0.0	New York G. C. T. 125th St. Penna. Station	▲▲	12 30	▲▲	▲▲	▲▲	▲▲	2 10	▲▲	▲▲	5 30	▲▲	▲▲	▲▲	▲▲	▲▲	▲▲	▲▲	▲▲	▲▲
106.0	New Haven	▲▲	3 32	3 00	▲▲	▲▲	▲▲	4 05	▲▲	▲▲	7 00	▲▲	▲▲	▲▲	▲▲	▲▲	▲▲	▲▲	▲▲	▲▲
156.8	New London	▲▲	3 39	4 12	▲▲	▲▲	▲▲	5 14	▲▲	▲▲	7 10	▲▲	▲▲	▲▲	▲▲	▲▲	▲▲	▲▲	▲▲	▲▲
18.1	Providence	▲▲	5 25	5 50	5 55	6 08	6 20	6 45	▲▲	▲▲	7 00	▲▲	▲▲	▲▲	▲▲	▲▲	▲▲	▲▲	▲▲	▲▲
19.5	Pawtucket and Central Falls	▲▲	▲▲	▲▲	6 08	6 32	6 49	▲▲	▲▲	▲▲	7 10	▲▲	▲▲	▲▲	▲▲	▲▲	▲▲	▲▲	▲▲	▲▲
22.6	West Mansfield	▲▲	▲▲	▲▲	6 20	6 44	6 58	▲▲	▲▲	▲▲	7 20	▲▲	▲▲	▲▲	▲▲	▲▲	▲▲	▲▲	▲▲	▲▲
24.9	Mansfield	5 40	▲▲	▲▲	6 30	6 58	▲▲	▲▲	▲▲	▲▲	7 30	▲▲	▲▲	▲▲	▲▲	▲▲	▲▲	▲▲	▲▲	▲▲
27.6	East Foxboro	5 44	▲▲	▲▲	6 35	7 05	7 15	▲▲	▲▲	▲▲	7 40	▲▲	▲▲	▲▲	▲▲	▲▲	▲▲	▲▲	▲▲	▲▲
31.9	Sharon Heights	▲▲	▲▲	▲▲	6 41	7 10	7 16	▲▲	▲▲	▲▲	7 50	▲▲	▲▲	▲▲	▲▲	▲▲	▲▲	▲▲	▲▲	▲▲
39.3	Sharon	5 51	▲▲	▲▲	6 44	7 05	7 15	▲▲	▲▲	▲▲	7 50	▲▲	▲▲	▲▲	▲▲	▲▲	▲▲	▲▲	▲▲	▲▲
43.8	Canton Junction	5 56	▲▲	▲▲	6 50	7 15	7 25	▲▲	▲▲	▲▲	8 00	▲▲	▲▲	▲▲	▲▲	▲▲	▲▲	▲▲	▲▲	▲▲
106.0	Readville	▲▲	▲▲	▲▲	6 57	7 15	7 25	▲▲	▲▲	▲▲	8 00	▲▲	▲▲	▲▲	▲▲	▲▲	▲▲	▲▲	▲▲	▲▲
156.8	Hyde Park	6 05	▲▲	▲▲	7 10	7 27	7 37	▲▲	▲▲	▲▲	8 05	▲▲	▲▲	▲▲	▲▲	▲▲	▲▲	▲▲	▲▲	▲▲
229.1	Boston Back Bay	6 16	6 30	6 45	7 10	7 27	7 37	7 40	8 02	8 10	8 25	8 46	9 00	9 30	10 05	10 10	10 55	11 30	12 50	
229.1	South Station Due	6 20	6 35	6 50	7 16	7 32	7 42	7 45	8 08	8 15	8 30	8 51	9 05	9 35	10 10	10 25	11 00	11 35	12 55	

Miles from Providence	TABLE 19	8	10	516	826	14	518	♦22	174	522	828	20	176	26	524	28	830
		Daily	Daily	Ex. Sun.	Ex. Sun.	Daily	Daily	Ex. Sun.	Daily	Ex. Sat. & Sun.	Daily	Daily	Ex. Sun.	Ex. Sat.	Daily	Daily	Daily
0.0	New York G. C. T. 125th St. Penna. Station	8 30	10 00	▲▲	▲▲	12 00	▲▲	1 00	▲▲	▲▲	3 00	4 00	▲▲	5 00	▲▲	▲▲	▲▲
106.0	New Haven	10 15	11 50	▲▲	▲▲	1 50	▲▲	2 35	▲▲	▲▲	4 45	5 40	▲▲	6 35	▲▲	▲▲	▲▲
156.8	New London	11 21	12 55	▲▲	▲▲	2 55	▲▲	3 34	▲▲	▲▲	5 50	6 47	▲▲	7 18	▲▲	▲▲	▲▲
18.1	Providence	12 45	2 15	2 20	▲▲	4 15	▲▲	4 47	▲▲	▲▲	7 15	8 15	▲▲	8 40	▲▲	▲▲	▲▲
19.5	Pawtucket and Central Falls	▲▲	▲▲	2 39	▲▲	4 30	▲▲	▲▲	▲▲	▲▲	7 25	▲▲	▲▲	▲▲	▲▲	▲▲	▲▲
22.6	West Mansfield	▲▲	▲▲	2 39	▲▲	4 30	▲▲	▲▲	▲▲	▲▲	7 25	▲▲	▲▲	▲▲	▲▲	▲▲	▲▲
24.9	Mansfield	▲▲	▲▲	2 48	▲▲	4 48	▲▲	▲▲	▲▲	▲▲	7 25	▲▲	▲▲	▲▲	▲▲	▲▲	▲▲
27.6	East Foxboro	▲▲	▲▲	▲▲	▲▲	▲▲	▲▲	▲▲	▲▲	▲▲	7 25	▲▲	▲▲	▲▲	▲▲	▲▲	▲▲
31.9	Sharon Heights	▲▲	▲▲	▲▲	▲▲	▲▲	▲▲	▲▲	▲▲	▲▲	7 25	▲▲	▲▲	▲▲	▲▲	▲▲	▲▲
39.3	Sharon	▲▲	▲▲														

PROVIDENCE TO WORCESTER

Miles	TABLE 20			576 Ex. Sun. P.M.	Bus Daily P.M.	Bus Ex. Sat. & Sun. P.M.				
	Bus Ex. Sun.	Bus Ex. Sun.	Ex. Sun.				Ex. Sun.	Ex. Sun.	Ex. Sun.	
	⊕A.M.	⊕A.M.	⊕P.M.				⊕P.M.	⊕P.M.	⊕P.M.	
0.0	Providence	Lv	6r10	4 30	5r45	6r115				
4.5	Pawtucket and Central Falls		6 24	4 40		h6129				
5.9	Valley Falls					h6135				
6.8	Lonsdale		6 35			h6140				
8.6	Berkeley					h6143				
9.2	Ashton		6 40			h6145				
10.7	Ablon									
12.2	Manville			4 55						
15.8	Woonsocket (Main St)		6 55	8 46	6 18	h7100				
17.5	Blackstone	Due	7r04	8r52	5 11	6r23				
17.5	Blackstone	Lv	7r04		5 16	6 34				
19.7	Millville		7 10		5 25	6 45				
24.3	Uxbridge		7 21		5 30					
26.3	Whitins				5 38	7 01				
30.6	Northbridge		7 37		5 42	7 06				
32.6	Farmusville		7 42		5 48	7 09				
34.0	Saundersville		7 45							
34.7	Wilkinsonville		7 47		5 53	7 16				
37.3	Millbury		7 52							
42.4	South Worcester									
43.3	Worcester	Due	8r04		6 05	7r28				

WORCESTER TO PROVIDENCE

Miles	TABLE 20			565 Ex. Sun. P.M.	Bus Daily P.M.	Bus Daily P.M.	Bus Ex. Sat. & Sun. P.M.				
	Bus Ex. Sun.	Bus Ex. Sun.	Ex. Sun.					Ex. Sun.	Ex. Sun.	Ex. Sun.	
	⊕A.M.	⊕A.M.	⊕P.M.					⊕P.M.	⊕P.M.	⊕P.M.	
0.0	Worcester	Lv	6 30	7r22	5 18						
0.9	South Worcester		6 34								
6.0	Millbury		6 43	7r34	5 33						
8.6	Wilkinsonville		6 49	7 39	5 38						
9.2	Saundersville		6 51	7 41	5 40						
10.7	Farmusville		6 54	7 44	5 43						
12.2	Northbridge		7 00	7 49	5 48						
17.0	Whitins		7 08								
19.0	Uxbridge		7 16	8 05	6 05						
23.6	Millville		7 24	8 16	6 16						
25.8	Blackstone	Due	7 29	8p21	6r25						
25.8	Blackstone	Lv	7 29	8p21	6r28	r7107					
27.5	Woonsocket (Main St)		7 35	8 28	6 36	8r113					
31.1	Manville		7 41								
32.6	Ablon		7 45								
34.1	Ashton		7 51			7i25					
34.7	Berkeley		7 52								
36.5	Lonsdale		8 00		6 56						
37.4	Valley Falls					7i34					
38.8	Pawtucket and Central Falls		8 05		7 07	8r141					
43.3	Providence	Due	8 15	9r05	7r23	r7155					

PROVIDENCE AND WASHINGTON

(Highway Motor Coach)

	TABLE 21			Bus Ex. Sun. P.M.	Bus Ex. Sun. P.M.	Bus Ex. Sun. P.M.	TABLE 21		Bus Ex. Sun. P.M.	Bus Ex. Sun. P.M.
	Bus Ex. Sun. P.M.	Bus Ex. Sun. P.M.	Bus Ex. Sun. P.M.				Bus Ex. Sun. P.M.			
	⊕P.M.	⊕P.M.	⊕P.M.				⊕P.M.			
Providence (N. E. Coach Term.)	Lv	12s40	4130	5 40	Washington, R.I. (Fecteau's Lunch)	Lv	6 55	7 55		
Arlington (Webster Ave.)		12s50	4140	5 50	Anthony (Post Office)		6 58	7 58		
Print Works (Fire House)		12s53	4143	5 53	Quidnick (R. R. Station)		7 00	8 00		
Knightsville (Uxbridge St.)		12s56	4146	5 56	West Warwick (cor. Brookside Ave.)		7 03	8 03		
Meshtantout (Dean & Cranston)		12s58	4148	5 58	Aretic (R. R. Station)		7 04	8 04		
Oak Lawn (Gallery's Store)		1s02	4152	6 02	River Point (Royal Square)		7 06	8 06		
Natick (East Ave. & Bald Hill Rd.)		1s07	4157	6 07	Westcott (R. R. Station)		7 09	8 09		
Westcott (R. R. Station)		1s10	5100	6 10	Natick (East Ave. & Bald Hill Rd.)		7 12	8 12		
River Point (Royal Square)		1s13	5103	6 13	Oak Lawn (Gallery's Store)		7 17	8 17		
Aretic (R. R. Station)		1s16	5106	6 16	Meshtantout (Dean & Cranston)		7 21	8 21		
West Warwick (cor. Brookside Ave.)		1s17	5107	6 17	Knightsville (Uxbridge St.)		7 23	8 23		
Quidnick (R. R. Station)		1s20	5110	6 20	Print Works (Fire House)		7 26	8 26		
Anthony (Post Office)		1s22	5112	6 22	Arlington (Webster Ave.)		7 29	8 29		
Washington, R.I. (Fecteau's Lunch)	Due	1s25	5115	6 25	Providence (N. E. Coach Term.)	Due	7 40	8 40		

- ⊕ Will not run Nov. 29, Dec. 25, Jan. 1 or Feb. 22.
- ⊗ Will not run Nov. 29, Dec. 25, Jan. 1, Feb. 22 or April 19.
- † Daily except Saturdays and Sundays.
- c By connecting train.
- d Leave Norwood Central 8 08 A.M.
- f Stops on signal.
- g Stops to leave.

- h Stops to take.
- p Blackstone Pharmacy.
- r Leaves or arrives Railroad Station.
- s Saturdays only.
- v No baggage service at this point and no connection on Nov. 29, Dec. 25, Jan. 1, Feb. 22 or April 19.

BOSTON TO NORTH ATTLEBORO

Miles	TABLE 22		Bus Ex. Sun. P.M.	551 Ex. Sun. P.M.	530 Ex. Sun. P.M.
	Bus Ex. Sun. P.M.	Bus Ex. Sun. P.M.			
	⊕P.M.	⊕P.M.			
0.0	Boston	South Station Lv	4c06	5 30	
		Back Bay	4c11	5 35	
8.4	Hyde Park		4c22		
9.6	Readville		4c26		
10.4	Ashcroft			5 50	
11.0	Endicott		4c30	5 55	
12.6	Islington		4c37	6 00	
14.4	Norwood		4 40	6 04	
15.0	Norwood Central				
16.1	Morrills				
17.1	East Walpole		4 46	6 12	
19.3	Walpole Heights			6 16	
23.7	Fondville		5 03	6i24	
26.4	Wrentham		5 08	6 30	
26.9	Lake Pearl			6i32	
27.8	Wampum		5 20	6 38	
31.2	Plainville, Mass.	Due	5 25	6 45	
32.5	North Attleboro	Due			

NORTH ATTLEBORO TO BOSTON

Miles	TABLE 22		Bus Ex. Sun. P.M.	546 Ex. Sun. P.M.	546 Ex. Sun. P.M.
	Bus Ex. Sun. P.M.	Bus Ex. Sun. P.M.			
	⊕A.M.	⊕A.M.			
0.0	North Attleboro	Lv	6 23	7 20	7 20
1.3	Plainville, Mass.		6 29	7 24	7 24
4.7	Lake Pearl		6 37	7i30	7i30
5.6	Lake Pearl			7i32	7i32
6.1	Wrentham		6 41	7 33	7 33
8.8	Pondville		6 46	7i39	7i39
13.2	Walpole Heights			7 48	7 48
15.4	East Walpole		7 08	7 58	7 58
16.4	Morrills		7 10	8 00	8 00
17.5	Norwood Central	Due	7 16	v8c03	8 11
18.1	Norwood		7 19		
19.9	Islington		7 25	v8c08	8 15
21.5	Endicott		7c25		
22.1	Ashcroft				
22.9	Readville		7c31		8 23
24.1	Hyde Park				
		Back Bay	7c42	v8c22	8 38
32.5	Boston	South Station	7c47	v8c27	8 43

TRAVEL TO NEW YORK Via Shore Line

Directly to the World's Greatest Metropolis

When you think of New York —think of the SHORE LINE ROUTE. Fast trains which touch the very shores of Long Island Sound, leave Boston and Providence at frequent intervals. Latest type air conditioned equipment and the beauty of the country en route, makes every moment of your trip a pleasure.

BOSTON—DEDHAM LOOP VIA READVILLE AND WEST ROXBURY

TABLE 23

Table with columns for Miles, Station names (Boston, Dedham, Boston), and various train numbers (952, 926, 954, 956, 915, 509, 936, 970, 513, 989, 958, 930, 963, 972, 940, 807, 515, 809, 942, 944, 819). Includes 'Runs Feb. 22 only' and 'Due' times.

TABLE 23

Table with columns for Miles, Station names (Boston, Dedham, Boston), and various train numbers (523, 921, 527, 993, 962, 997, 964, 531, 950, 927). Includes 'Due' times.

BOSTON TO READVILLE VIA DORCHESTER

TABLE 24

Table with columns for Miles, Station names (Boston, Uphams Corner, Bird Street, Mt. Bowdoin, Harvard Street, Dorchester, Morton Street, Blue Hill Avenue, River Street, Fairmount, Readville), and various train numbers (905, 907, 909, 911, 913). Includes 'Due' times.

BOSTON—DEDHAM LOOP VIA WEST ROXBURY AND READVILLE

TABLE 23

Table with columns for Miles, Station names (Boston, Dedham, Boston), and various train numbers (957, 502, 500, 802, 916, 918, 931, 546, 506, 922, 965, 974, 933, 967, 976, 968, 978, 971, 947, 980, 937, 951). Includes 'Due' times.

TABLE 23

Table with columns for Miles, Station names (Boston, Dedham, Boston), and various train numbers (975, 982, 977, 984, 953, 990, 522, 979, 986, 941, 981, 988, 955, 943). Includes 'Due' times.

READVILLE TO BOSTON VIA DORCHESTER

TABLE 24

Table with columns for Miles, Station names (Readville, Fairmount, River Street, Blue Hill Avenue, Morton Street, Dorchester, Harvard Street, Mt. Bowdoin, Bird Street, Uphams Corner, Boston South Station), and various train numbers (900, 902, 904). Includes 'Due' times.

No baggage service on this train. Will not run Feb. 22. Will not run Feb. 22 or April 19.

Special stop Feb. 22. Daily except Saturdays and Sundays. Sundays only.

a Due Dedham 5 16 P.M. Saturdays only.

BOSTON TO NEEDHAM BRANCH AND FRANKLIN VIA WEST ROXBURY

Miles		◆957	◆Y3	◆Y5	931	◆Y9	◆949	◆933	Y23	935	◆Y11	◆947	937	◆Y13	◆951	◆Y15	◆939	◆Y17	◆941	◆Y19	◆955	◆943
		Sun. only	Ex. Sun.	Ex. Sun.	Ex. Sun.	Ex. Sun.	Ex. Sat. & Sun.	Sat. only	Sat. only	Sat. only	Sat. only	Ex. Sat. & Sun.	Ex. Sat. & Sun.	Ex. Sat. & Sun.	Ex. Sat. & Sun.	Ex. Sun.	Ex. Sat. & Sun.	Ex. Sat. & Sun.	Ex. Sun.	Ex. Sun.	Daily	Ex. Sun.
		A.M.	*A.M.	*A.M.	*A.M.	*A.M.	*P.M.	P.M.	P.M.	P.M.	P.M.	*P.M.	*P.M.	*P.M.	*P.M.	*P.M.	*P.M.	*P.M.	*P.M.	*P.M.	*P.M.	*P.M.
0.0	Boston South Station.....Lv	3:45			7 43		12:35	12:40		1:32		3:15	4:15		4 42		5:25		6 09		9 40	11 23
0.8	Back Bay.....	3:50			7 48		12:40	12:45		1:36		3:20	4:20		4 47		5:30		6 14		9 45	11 28
8.1	West Roxbury.....	4:07			8 03					1:55		3:45	4:44		5 11		5:47		6 34		10 05	11 44
11.0	Bird's Hill.....						12:59	1:08				3:45	4:44		5 11		5:47		6 34		10 10	11 49
12.1	Needham Jct.....Due	4:15		7 15	8 11	9 30	1:03	1:11		2:00	2:02	3:50	4:48	4:49	5 14	5 15	5:51	5:55	6 38	6 38	10 13	11 53
12.8	Needham.....		6 55	7 19	8 19	9 34	1:03	1:11	1:15	2:05	2:05	3:55	4:48	4:53	5 20	5 24	5:55	6:00	6 42	6 42	10 18	11 58
13.7	Needham Heights.....Due		7 00	7 23	8 23	9 38	1:10	1:18	1:22	2:10	2:10	3:58	4:48	4:56	5 24	5 28	6:04	6:10	6 45	6 45	10 23	12 01
13.8	Onaris River.....Lv	4:19			8 15			1:15		2:04			4:52				5:55		6 42			
15.2	Dover, Mass.....	4:22			8 19			1:19		2:08			4:56				5:59		6 46			
18.2	Farm Street.....	4:27						1:26		2:14			5:01				6:04		6 51			
19.3	Medfield Jct.....	4:31			8 27			1:30		2:17			5:05				6:08		6 55			
21.5	Clequot.....	4:36			8 31			1:35		2:22			5:10				6:13		7 00			
22.1	Millis.....	4:39			8 34			1:37		2:24			5:12				6:15		7 02			
24.6	Medway.....	4:44			8 38			1:42		2:29			5:17				6:20		7 07			
26.1	West Medway.....	4:48			8 42			1:46		2:33			5:21				6:25		7 11			
27.3	Caryville.....	4:51						1:50		2:37			5:25				6:33		7 20			
28.2	North Bellingham.....	4:54						1:54		2:41			5:29				6:33		7 26			
30.5	Bellingham Jct.....	4:59						1:59		2:47			5:33				6:39		7 26			
35.6	Franklin.....Due	5:15						2:15		3:02			5:50				6:56		7 41			

FRANKLIN AND NEEDHAM BRANCH TO BOSTON VIA WEST ROXBURY

Miles		◆Y4	◆926	◆914	◆928	938	◆Y6	930	◆940	◆942	◆944	◆Y10	◆Y12	◆Y16	◆950	◆Y2					
		Ex. Sun.	Ex. Sun.	Ex. Sun.	Ex. Sun.	Ex. Sun.	Ex. Sun.	Ex. Sun.	Ex. Sun.	Ex. Sat. & Sun.	Sat. only	Ex. Sat. & Sun.	Ex. Sat. & Sun.	Ex. Sun.	Ex. Sun.	Ex. Mon.					
		*A.M.	*A.M.	*A.M.	*A.M.	*A.M.	*A.M.	*A.M.	*A.M.	*A.M.	*P.M.	P.M.	*P.M.	*P.M.	*P.M.	*P.M.	*A.M.				
0.0	Franklin.....Lv	6 20			7 15																
5.1	Bellingham Jct.....	6 32			7 29																
7.4	North Bellingham.....	6 36			7 33																
8.3	Caryville.....	6 39			7 36																
9.5	West Medway.....	6 43			7 39		8 50														
11.0	Medway.....	6 47			7 42		8 54														
13.5	Millis.....	6 52			7 47		8 59														
14.1	Clequot.....	6 54			7 49		9 01														
16.3	Medfield Jct.....	6 59			7 53		9 08														
17.4	Farm Street.....	7 02			7 56		9 09														
20.4	Dover, Mass.....	7 07			8 02		9 16														
21.8	Charles River.....	7 11			8 06		9 20		10 10	1:12	1:20	4:00	5:00	6 25	6 50	12:02					
	Needham Heights.....	7 05		7 38		8 09	9 18		10 14	1:15	1:23	4:04	5:04	6 29	6 53	12:06					
	Needham.....	7 08		7 42		8 13	9 21		10 14	1:15	1:23	4:04	5:04	6 29	6 53	12:06					
23.5	Needham Jct.....	7 12		7 14		8 11	9 25		10 18	1:19	1:27	4:07	5:08	6 33	6 59						
24.6	Bird's Hill.....		7 18	7 51	8 14	8 24	9 31		10 22	1:23	1:30				7 02						
27.5	West Roxbury.....		7 22		8 14		9 31		10 27	1:28	1:35										
	Back Bay.....		7 36	8 13	8 32	8 43	9 50		10 45	1:45	1:50				7 25						
35.6	Boston South Station.....Due		7 41	8 18	8 37	8 48	9 55		10 50	1:50	1:55				7 30						

◆ No baggage service on this train.
 ⊕ Will not run Feb. 22.
 * Will not run Feb. 22 or April 19.
 ♣ Will not run Feb. 23 or April 20.


△ Special stop Feb. 22.
 † Daily except Saturdays and Sundays.
 ‡ Daily except Mondays.
 § Sundays only.

f Stops on signal.
 s Saturdays only.
 aa Stops Saturdays only 9 36 AM

TRAVEL BY TRAIN

and

Take Your Automobile With You!



Enjoy the comfort, convenience and safety of modern train service and ship your car in expedited freight service. If there are two or more in your party, only one extra ticket is required for transportation of an automobile.

Consult Ticket Agents for Complete Information

Ship by Train - Dependable Service



Locate Your Factory or Warehouse on The New Haven R.R.



**THE NEW YORK,
NEW HAVEN AND HARTFORD RAILROAD CO.,
OPERATED AND CONTROLLED LINES**

Figures on Each Line Indicate Number of Table Showing Service

Dependable Service by Rail - Water - Highway

BOSTON TO HARTFORD AND WATERBURY

Miles		TABLE 27		♦441	439	411	151	915	445	131	945	♦917	157	919	457	921	♦461	♦463	155
Miles from Boston via Dorchester	Miles from Boston via Hyde Park	Station	Time	Ex. Sun. @A.M.	Ex. Sun. @A.M.	Ex. Sun. A.M.	Sun. only A.M.	Ex. Sun. *A.M.	Ex. Sun. @A.M.	Daily A.M.	Ex. Sun. *P.M.	Sat. only P.M.	Ex. Sun. P.M.	Ex. Sat. & Sun. *P.M.	Ex. Sun. P.M.	Ex. Sun. *P.M.	Ex. Sun. @P.M.	Sat. only P.M.	Sun. only P.M.
0.0	0.0	Boston South Station	Lv					7 20		9 15	12 15	1 21		2 15		4 06			
9.2	9.6	Back Bay						7 24		9 20	12 20	1 26		2 20		4 11			
10.6	10.4	Readville						7 37								4 26			
12.2	11.0	Ashcroft						7 42			12 35	1 31		2 36		4 30			
14.0	12.6	Endicott						7 49				1 34				4 33			
14.6	14.4	Islington								9 38	12 41	1 37		2 40		4 37			
15.1	15.0	Norwood										1 41		2 42		4 39			
17.4	15.5	Norwood Central										1 56							
18.9	17.8	Windsors										2 00							
21.9	19.3	Plymptonville						7 58		9 45	12 50	2 04		2 49		4 47			
22.8	22.3	Walpole						8 03				2 11				4 51			
24.4	23.2	Highland Lake						8 07		9 50	12 57	2 14		2 55		4 53			
27.2	24.8	Norfolk, Mass.										2 17				4 58			
37.9	27.6	City Mills						8 17		9 57	1 06	2 24		3 03		5 03			
53.7	36.6	Franklin	Due					8 33		10 09	1 20	2 35		3 15					
62.0	38.3	Blackstone								10 37	1 37	2 57		3 37					
	54.1	Woonsocket (Main St.)								11 10	2 10	3 10		4 10					
	62.4	Providence								11 23	2 23	3 23		4 23					
		Worcester	Due																
		Worcester	Lv																
		Providence																	
		Woonsocket (Main St.)																	
		Blackstone																	
		East Douglas																	
		Putnam																	
		Pomfret																	
		Willimantic																	
		Andover, Conn.																	
		Vernon																	
		Manchester, Conn.																	
		Hartford	Due																
		Hartford	Lv	5 40	6 35	6 48	7 00			9 10	12 30		3 10		4 50	5 30	7 10	8 00	
		Parkville			6 39										4 53	5 33			
		Elmwood, Conn.			6 42					9 14			▲▲		4 57	5 37			
		Newington			6 46					9 19	aa			5 00	5 42				
		New Britain			6 53	7 05	7 15			9 27	12 46		3 25	5 08	5 51	7 27	8 15		
		Plainville, Conn.			6 10	7 14	7 23			9 36	12 55		3 33	5 17	6 00	7 36	8 23		
		Forestville			6 15	7 18	7 33			9 40	aa			5 21	6 05	7 40	8 33		
		Bristol, Conn.			6 25	7 29				9 45	1 04		3 41	6 14	6 24	7 45	8 33		
		Terryville			6 34	7 36								6 24	6 35				
		Waterbury, Conn.	Due		6 50	7 55	7 55			10 10	1 25		4 03	5 50	6 35				
				A.M.	A.M.	A.M.	A.M.	A.M.	A.M.	P.M.	P.M.	P.M.	P.M.	P.M.	P.M.	P.M.	P.M.	P.M.	P.M.

BOSTON TO HARTFORD AND WATERBURY

TABLE 27		137	551	925	♦927	469	♦929
Station	Time	Daily P.M.	Ex. Sun. @P.M.	Ex. Sun. *P.M.	Daily P.M.	Ex. Sun. P.M.	Ex. Sat. only P.M.
Boston South Station	Lv	5 20		6 06	9 20		11 33
Back Bay		5 24	5 33	6 10	9 25		11 38
Readville			5 50				
Ashcroft			5 52	6 26	9 45		11 54
Endicott			5 55		9 48		
Islington			6 00		9 51		11 59
Norwood		5 42	6 00	6 32	9 53		12 02
Norwood Central		5 44	6 02				
Windsors							
Plymptonville		5 49		6 40	10 01		12 10
Walpole		5 52		6 06	10 06		
Highland Lake		5 57		6 46	10 09		
Norfolk, Mass.		6 00		6 52	10 13		
City Mills		6 03		7 05	10 20		
Franklin		6 15					
Blackstone	Due	6 28					
Woonsocket (Main St.)		6 36		7 13			
Providence		7 23		7 55			
Worcester	Due	7 28					
Worcester	Lv	5 18					
Providence		5 45					
Woonsocket (Main St.)		6 18					
Blackstone		6 28					
East Douglas		6 42					
Putnam		7 09					
Pomfret		7 17					
Willimantic		7 50					
Andover, Conn.							
Vernon		8 27					
Manchester, Conn.		8 43					
Hartford	Due	9 00					
Hartford	Lv				11 20		
Parkville							
Elmwood, Conn.							
Newington							
New Britain		9 15			11 37		
Plainville, Conn.		9 23			11 45		
Forestville		9 27			11 49		
Bristol, Conn.		9 32			11 53		
Terryville							
Waterbury, Conn.	Due	9 55					
		P.M.	P.M.	P.M.	P.M.	P.M.	A.M.

For Parlor, Sleeping and Dining Car Service, See Pages 6 and 7

BOSTON TO WOONSOCKET

TABLE 28

Station	Time	137 Ex. Sun. *P.M.
Boston, South Station	Lv	5 20
Franklin		6 15
Blackstone	Due	6 28
Blackstone	Lv	6 28
Woonsocket (Main St.)	Due	6 36
		P.M.

WOONSOCKET TO BOSTON

TABLE 28

Station	Time	♦920 Ex. Sun. *A.M.
Woonsocket (Main St.)	Lv	6 55
Blackstone	Due	7 04
Blackstone	Lv	7 30
Franklin		7 45
Boston, South Station	Due	8 27
		A.M.

- ♦ No baggage service on this train.
- ⊕ Will not run Dec. 25, Jan. 1 or Feb. 22.
- * Will not run Dec. 25, Jan. 1, Feb. 22 or April 19.
- ‡ Daily except Saturdays and Sundays.
- ‡ Sundays only.
- ▲▲ Has Parlor Car.
- a On Saturdays and Sundays also Dec. 25, Jan. 1 and Feb. 22 due Woonsocket (Main St.) 7k37, Providence 8k10 P.M.
- b Sundays, and Dec. 25, Jan. 1 and Feb. 22.
- d Due Putnam 10 45 A.M.
- e Due Franklin 6 08 P.M.
- f Stops on signal.
- g Stops to leave.
- k By connecting motor coach to or from Blackstone Pharmacy.
- m By connecting motor coach.
- n By connecting motor coach to or from Blackstone Railroad Station.
- s Saturdays only.
- v No baggage service at this point.
- aa Stops Saturdays at Newington 12 38 P.M., Forestville 12 59 P.M.

WATERBURY AND HARTFORD TO BOSTON

Miles		TABLE 27																	
		◆444	◆900	◆916	◆918	◆920	546	922	446	◆448	450	130	152	150	476	466	948	946	924
		Ex. Sun.	Ex. Sun.	Ex. Sun.	Ex. Sun.	Ex. Sun.	Ex. Sun.	Daily	Ex. Sun.	Ex. Sun.	Daily	Daily	Sun. only	Ex. Sun.	Ex. Sun.	Sat. only	Ex. Sat. & Sun.	Ex. Sun.	
		⊕A.M.	⊕A.M.	⊕A.M.	⊕A.M.	⊕A.M.	⊕A.M.	⊕A.M.	⊕A.M.	⊕A.M.	⊕A.M.	⊕A.M.	⊕A.M.	⊕P.M.	⊕P.M.	⊕P.M.	⊕P.M.	⊕P.M.	
0.0	Waterbury, Conn.	Lv							6 45	7 15	8 10		10 55	10 55	12 30	1 35			
9.2	Terryville								7 02	7 30	8 24				12 46	1 50			
13.2	Bristol, Conn.		5 53						7 11	7 38	8 32		11 14	11 14	12 53	1 57			
15.6	Forestville		5 58						7 15	7 43	8 36				12 57	2 01			
17.2	Plainville, Conn.		6 03						7 20	7 48	8 41		11 22	11 23	1 01	2 05			
21.9	New Britain		6 12						7 29	7 57	8 49		11 30	11 32	1 13	2 13			
26.1	Newington		6 20						7 37	8 05	8 49				1 20				
27.4	Elmwood, Conn.		6 23						7 40	8 08					1 25				
29.5	Parkville		6 27						7 44						1 30				
31.0	Hartford	Due	6 30						7 47	8 15	9 05		11 45	11 45	2 30				
31.0	Hartford	Lv											9 15						
39.8	Manchester, Conn.												9 30						
43.3	Vernon													9 52					
53.8	Andover, Conn.																		
62.8	Willimantic																		
82.4	Pomfret																		
87.1	Putnam																		
102.1	East Douglas																		
111.9	Blackstone	Due																	
	Woonsocket (Main St.)																		
	Providence																		
	Worcester	Due																	
	Worcester	Lv																	
	Providence						6c30		7k22									3k32	
	Woonsocket (Main St.)						6n10		e8k10								k12s45	2k45	
							6n55		e8n46								k1s18	4k18	
111.9	Blackstone						7 30		8 55								1s30	4 50	
120.9	Franklin		5 55	6 48	7 05	7 43			9 09								1s46	5 02	
123.7	City Mills			6 53	7 10														
125.3	Norfolk, Mass.		6 02	6 58	7 13	7 49			9 17								1s54	5 09	
126.2	Highland Lake		6 05	6 59	7 16													5 12	
129.2	Walpole		6 11	7 04	7 21	7 54			9 24								2s03	5 16	
130.7	Plimptonville			7 07	7 24														
133.0	Winslows		6 18	7 12	7 29														
133.5	Norwood Central			6 21	7 14	7 31	8 01	8 08	9 32									5 27	
134.1	Norwood, Mass.			6 24	7 16	7 34	8 03	8 11											
135.9	Islington			6 28	7 19	7 37													
137.5	Endicott			6 32	7 23	7 40	8 08	8 15	9 39								2s18	5 34	
138.1	Ashcroft			6 35	7 25	7 43													
138.9	Readville	Due		6 37		7 46		8 18	9 43										
	Back Bay			7 42	8 08	8 22	8 38	8 38	9 57								2s35	5 50	
x148.5	Boston	Due		7 10	7 47	8 10	8 27	8 43	10 02								2s40	5 55	

Due Thompson 10:52 AM

WATERBURY AND HARTFORD TO BOSTON

Miles		TABLE 27			
		136	468	472	154
		Daily	Sat. only	Ex. Sun.	Sun. only
		P.M.	P.M.	P.M.	P.M.
0.0	Waterbury, Conn.	Lv	4 40	8 34	9 50
9.2	Terryville			8 48	
13.2	Bristol, Conn.		5 00	8 57	10 10
15.6	Forestville		5 06	7 55	9 03
17.2	Plainville, Conn.		5 12	8 00	9 08
21.9	New Britain		5 25	8 10	9 21
26.1	Newington		5 32	8 18	9 22
27.4	Elmwood, Conn.			8 22	
29.5	Parkville			8 27	
31.0	Hartford		5 40	8 27	9 35
31.0	Hartford	Lv	5 45		
39.8	Manchester, Conn.		6 00		
43.3	Vernon		6 06		
53.8	Andover, Conn.		6 22		
62.8	Willimantic		6 38		
82.4	Pomfret		7 05		
87.1	Putnam		7 22		
102.1	East Douglas		7 42		
111.9	Blackstone		7 54		
	Woonsocket (Main St.)				
	Providence				
	Worcester	Due	9k23		
	Worcester	Lv	6n32		
	Providence		p6k15		
	Woonsocket (Main St.)		p7k00		
111.9	Blackstone		7 54		
120.9	Franklin		8 05		
123.7	City Mills				
125.3	Norfolk, Mass.				
126.2	Highland Lake				
129.2	Walpole		8 15		
130.7	Plimptonville				
133.0	Winslows				
133.5	Norwood Central		8 21		
134.1	Norwood, Mass.				
135.9	Islington				
137.5	Endicott				
138.1	Ashcroft				
138.9	Readville	Due			
	Back Bay		8 41		
x148.5	Boston	Due	8 46		

- ◆ No baggage service on this train.
- ⊕ Will not run Dec. 25, Jan. 1 or Feb. 22.
- ⊗ Will not run Dec. 25, Jan. 1, Feb. 22 or April 19.
- † Daily except Sundays.
- ‡ Daily except Saturdays and Sundays. § Sundays only.
- ▲▲ Has Parlor Car.
- a Due New Britain 9 15 P.M.
- b Due New Britain 5 19 P.M.
- c By connecting train.
- D Runs via Dorchester: does not stop at Back Bay.
- e Sundays leave Providence 7k45, Woonsocket 8k18 AM.
- f Stops on signal.
- g Stops to leave.
- h By connecting motor coach to or from Blackstone Pharmacy.
- n By connecting motor coach to or from Blackstone Railroad Station.
- p Except Saturdays, Sundays and Dec. 25, Jan. 1 and Feb. 22.
- s Saturdays only.
- x Via Dorchester 148.1 miles.

12-16-34

WEEK - END

Round Trip Tickets At Reduced Fares

BETWEEN ALL POINTS

Tickets good going from 6.00 A.M. Friday to 12.00 Noon Sunday immediately following.

Returning tickets will be accepted at any time up to 4.00 A.M. Tuesday immediately following date of purchase.

BOSTON TO TAUNTON AND NEW BEDFORD VIA STOUGHTON

TABLE 31. Train schedule from Boston to Taunton and New Bedford via Stoughton. Columns include station names, distances, and departure/arrival times for various train numbers (803, 805, 807, 809, 813, 819, 817, 821, 823, 825, 827, 851, 829, 831, 833).

NEW BEDFORD AND TAUNTON TO BOSTON VIA STOUGHTON

TABLE 31. Train schedule from New Bedford and Taunton to Boston via Stoughton. Columns include station names, distances, and departure/arrival times for various train numbers (502, 802, 804, 850, 806, 808, 810, 812, 814, 816, 826, 828, 830).

BOSTON - TAUNTON TO FALL RIVER AND NEWPORT

TABLE 32. Train schedule from Boston and Taunton to Fall River and Newport. Columns include station names, distances, and departure/arrival times for various train numbers (835, 837, 839, 841, 843, 845, 817, 827, 829, 831, 833).

NEWPORT AND FALL RIVER TO TAUNTON - BOSTON

TABLE 32. Train schedule from Newport and Fall River to Taunton and Boston. Columns include station names, distances, and departure/arrival times for various train numbers (804, 806, 832, 834, 836, 838, 840).

Note - For complete service between Boston and Canton Jct. see table 19 form 200.
£ Pier 14 North River, Fall River Line Steamer.
* Fall River Line Steamer.
† Daily except Saturdays and Sundays.
‡ Saturdays only.
§ Due Fall River 6 05 P.M.
¶ Due Fall River 8 17 A.M.
|| By connecting train.
m Via Mansfield.
n Saturdays only.
o Stops Saturdays 6 26 P.M.
p Stops Saturdays and Sundays 6 32 P.M. also Dec. 25, Jan. 1, Feb. 22 and April 19.
q Daily except Sundays.
r Daily except Saturdays and Sundays 6 37 P.M. also Dec. 25, Jan. 1, Feb. 22 and April 19.
s Due New Bedford Wharf 8 30 A.M. Dec. 25, Jan. 1, Feb. 22 and April 19 only.
t Leave New Bedford Wharf 5 50 P.M. Dec. 25, Jan. 1, Feb. 22 and April 19 only.
u Due New Bedford Wharf 2 10 P.M. Dec. 25, Jan. 1, Feb. 22 and April 19 only.

BOSTON TO SOUTH BRAINTREE

Miles		Via West Quincy		Via Quincy Adams		Via West Quincy		Via Quincy Adams		Via West Quincy		Via Quincy Adams		Via West Quincy		Via Quincy Adams	
0.0	0.0	0.0	0.0	0.0	0.0	0.0	0.0	0.0	0.0	0.0	0.0	0.0	0.0	0.0	0.0	0.0	0.0
TABLE 40				TABLE 40				TABLE 40				TABLE 40					
Boston, South Station L.v. Atlantic				Boston, South Station L.v. Atlantic				Boston, South Station L.v. Atlantic				Boston, South Station L.v. Atlantic					
Norfolk Downs				Norfolk Downs				Norfolk Downs				Norfolk Downs					
Wollaston				Wollaston				Wollaston				Wollaston					
Quincy				Quincy				Quincy				Quincy					
Quincy Adams				Quincy Adams				Quincy Adams				Quincy Adams					
Montclair				Montclair				Montclair				Montclair					
East Milton				East Milton				East Milton				East Milton					
West Quincy				West Quincy				West Quincy				West Quincy					
Braintree				Braintree				Braintree				Braintree					
So. Braintree Due				So. Braintree Due				So. Braintree Due				So. Braintree Due					

TABLE 40		TABLE 40		TABLE 40		TABLE 40		TABLE 40		TABLE 40		TABLE 40		TABLE 40		TABLE 40		TABLE 40	
Ex. Sun.	Sat. only	Ex. Sun.	Sat. only	Ex. Sun.	Sat. only	Ex. Sun.	Sat. only	Ex. Sun.	Sat. only	Ex. Sun.	Sat. only	Ex. Sun.	Sat. only	Ex. Sun.	Sat. only	Ex. Sun.	Sat. only	Ex. Sun.	Sat. only
12:50	1:03	1:05	1:16	1:18	1:32	1:35	1:46	1:48	2:05	2:16	2:26	2:35	2:46	2:57	3:07	3:16	3:26	3:35	3:46
Norfolk Downs				Norfolk Downs				Norfolk Downs				Norfolk Downs				Norfolk Downs			
Wollaston				Wollaston				Wollaston				Wollaston				Wollaston			
Quincy				Quincy				Quincy				Quincy				Quincy			
Quincy Adams				Quincy Adams				Quincy Adams				Quincy Adams				Quincy Adams			
Montclair				Montclair				Montclair				Montclair				Montclair			
East Milton				East Milton				East Milton				East Milton				East Milton			
West Quincy				West Quincy				West Quincy				West Quincy				West Quincy			
Braintree				Braintree				Braintree				Braintree				Braintree			
So. Braintree Due				So. Braintree Due				So. Braintree Due				So. Braintree Due				So. Braintree Due			

TABLE 40		TABLE 40		TABLE 40		TABLE 40		TABLE 40		TABLE 40		TABLE 40		TABLE 40		TABLE 40		TABLE 40	
Ex. Sat. & Sun.	Sun. only	Ex. Sun.	Sat. only	Ex. Sun.	Sat. only	Ex. Sun.	Sat. only	Ex. Sun.	Sat. only	Ex. Sun.	Sat. only	Ex. Sun.	Sat. only	Ex. Sun.	Sat. only	Ex. Sun.	Sat. only	Ex. Sun.	Sat. only
5:02	5:05	5:10	5:21	5:22	5:36	5:38	5:52	5:54	6:08	6:10	6:24	6:26	6:40	6:42	6:56	6:58	7:12	7:14	7:28
Norfolk Downs				Norfolk Downs				Norfolk Downs				Norfolk Downs				Norfolk Downs			
Wollaston				Wollaston				Wollaston				Wollaston				Wollaston			
Quincy				Quincy				Quincy				Quincy				Quincy			
Quincy Adams				Quincy Adams				Quincy Adams				Quincy Adams				Quincy Adams			
Montclair				Montclair				Montclair				Montclair				Montclair			
East Milton				East Milton				East Milton				East Milton				East Milton			
West Quincy				West Quincy				West Quincy				West Quincy				West Quincy			
Braintree				Braintree				Braintree				Braintree				Braintree			
So. Braintree Due				So. Braintree Due				So. Braintree Due				So. Braintree Due				So. Braintree Due			

TABLE 40		TABLE 40		TABLE 40		TABLE 40		TABLE 40		TABLE 40		TABLE 40		TABLE 40		TABLE 40		TABLE 40	
Ex. Sun.	Daily	Ex. Sun.	Daily	Ex. Sun.	Daily	Ex. Sun.	Daily	Ex. Sun.	Daily	Ex. Sun.	Daily	Ex. Sun.	Daily	Ex. Sun.	Daily	Ex. Sun.	Daily	Ex. Sun.	Daily
7:05	7:35	8:05	8:35	9:05	9:35	10:05	10:35	11:05	11:35	12:05	12:35	13:05	13:35	14:05	14:35	15:05	15:35	16:05	16:35
Norfolk Downs				Norfolk Downs				Norfolk Downs				Norfolk Downs				Norfolk Downs			
Wollaston				Wollaston				Wollaston				Wollaston				Wollaston			
Quincy				Quincy				Quincy				Quincy				Quincy			
Quincy Adams				Quincy Adams				Quincy Adams				Quincy Adams				Quincy Adams			
Montclair				Montclair				Montclair				Montclair				Montclair			
East Milton				East Milton				East Milton				East Milton				East Milton			
West Quincy				West Quincy				West Quincy				West Quincy				West Quincy			
Braintree				Braintree				Braintree				Braintree				Braintree			
So. Braintree Due				So. Braintree Due				So. Braintree Due				So. Braintree Due				So. Braintree Due			

♦ No baggage service on this train.
 ⊕ Will not run Nov. 29, Dec. 25, Jan. 1 or Feb. 22.
 * Will not run Nov. 29, Dec. 25, Jan. 1, Feb. 22 or April 19.
 △ Special stop Nov. 29, Dec. 25, Jan. 1 and Feb. 22.
 † Sundays only.
 ‡ Daily except Saturdays.
 § Daily except Saturdays and Sundays.
 ¶ Saturdays only.

aa Stops Saturdays at Wollaston 6 00, Quincy 6 02, Quincy Adams 6 04 P.M.
 bb Stops Saturdays at Wollaston 4 27, Quincy 4 29 P.M.
 cc Stops Sundays 11 52 P.M.
 dd Stops Saturdays at Quincy 5 28, Quincy Adams 5 30, Braintree 5 32 P.M.
 ff Stops Saturdays at Atlantic 6 25, Norfolk Downs 6 26 P.M.
 gg Stops Sundays at Atlantic 9 45, Norfolk Downs 9 46 P.M.
 hh Stops Saturdays 6 02 P.M., also Nov. 29, Dec. 25, Jan. 1 and Feb. 22.

Enjoy a
 Full Day and Evening
 of Visiting or Sightseeing
 IN
NEW YORK
 OR
BOSTON
 Sunday Excursions
 in Both Directions

LOW
 ROUND TRIP
 FARE

\$3.50

Leaving Saturday Nights
 Returning Sunday Nights

The Most Enjoyable Way

Travel by Train - in Comfort

Highway congestion and parking problems mean nothing to you when you travel by train over a Boulevard of Steel. Relieved of the cares of motoring, you relax comfortably. At the end of your journey, no time is lost in preparing for business or pleasure, as terminals are located conveniently.

Ship by Train - Dependable Service

BOSTON TO PLYMOUTH

Miles	609	687	623	785	643	649	657	673	683	693	717	725	653	745	753	759	761	787	771	789
	Ex. Sun.	Ex. Sun.	Daily	Ex. Sun.	Sat. only	Ex. Sat.	Sat. only	Sat. only	Ex. Sun.	Ex. Sun.	Ex. Sat. & Sun.	Ex. Sun.	Ex. Sun.	Ex. Sun.	Ex. Sat. & Sun.	Ex. Sun.	Ex. Sun.	Ex. Sun.	Sun. only	Ex. Sun.
0.0	Boston, South Station...Lv	6 30	8 05	9 05	11 35	18 03	18 03	18 32	3 00	4 03	5 00	5 12	5 35	5 47	6 20	6 35	7 35	9 40	11 05	11 45
10.1	Braintree	6 56	8 29	9 31	12 01	18 11	18 31	18 58	4 20	5 23	5 32	5 45	6 08	6 20	6 43	7 01	8 01	10 02	11 31	12 11
11.4	South Braintree	7 01	8 33	9 35	12 05	18 15	18 35	19 02	4 25	5 28	5 37	5 50	6 13	6 25	6 48	7 06	8 06	10 07	11 36	12 16
14.9	South Weymouth	7 08	8 38	9 42	12 12	18 22	18 42	19 09	4 30	5 33	5 42	5 55	6 18	6 30	6 53	7 11	8 11	10 12	11 41	12 22
17.8	North Abington	7 15	8 42	9 47	12 17	18 27	18 47	19 14	4 35	5 38	5 47	6 00	6 23	6 35	6 58	7 16	8 16	10 17	11 46	12 27
19.2	Abington	7 19	8 47	9 51	12 21	18 31	18 51	19 18	4 40	5 43	5 52	6 05	6 28	6 40	7 03	7 21	8 21	10 22	11 51	12 32
21.1	Whitman	7 24	8 51	9 55	12 25	18 35	18 55	19 22	4 45	5 48	5 57	6 10	6 33	6 45	7 08	7 26	8 26	10 27	11 56	12 37
23.1	North Hanson	7 31	8 58	10 02	12 31	18 41	19 01	19 28	4 50	5 53	6 02	6 15	6 38	6 50	7 13	7 31	8 31	10 32	12 01	12 42
24.6	South Hanson	7 36	9 03	10 07	12 36	18 46	19 06	19 33	4 55	5 58	6 07	6 20	6 43	6 55	7 18	7 36	8 36	10 37	12 06	12 47
26.2	Burrage	7 41	9 08	10 12	12 41	18 51	19 11	19 38	5 00	6 03	6 12	6 25	6 48	7 00	7 23	7 41	8 41	10 42	12 11	12 52
27.1	Monomett	7 47	9 14	10 18	12 47	19 01	19 21	19 48	5 05	6 08	6 17	6 30	6 53	7 05	7 28	7 46	8 46	10 47	12 16	12 57
28.4	Halfax	7 52	9 19	10 23	12 52	19 06	19 26	19 53	5 10	6 13	6 22	6 35	6 58	7 10	7 33	7 51	8 51	10 52	12 21	13 02
29.9	Plympton	7 58	9 25	10 29	12 58	19 11	19 31	19 58	5 15	6 18	6 27	6 40	7 03	7 15	7 38	7 56	8 56	10 57	12 26	13 07
33.3	Kingston, Mass.	8 03	9 30	10 34	13 03	19 16	19 36	20 03	5 20	6 23	6 32	6 45	7 08	7 20	7 43	8 01	9 01	11 02	12 31	13 12
35.4	Cordage	8 08	9 35	10 39	13 08	19 21	19 41	20 08	5 25	6 28	6 37	6 50	7 13	7 25	7 48	8 06	9 06	11 07	12 36	13 17
37.4	Plymouth, Mass. Due	8 57	10 24	11 28	13 57	19 26	19 46	20 13	5 30	6 33	6 42	6 55	7 18	7 30	7 53	8 11	9 11	11 12	12 41	13 22

BOSTON TO SOUTH SHORE POINTS

Miles	607	621	Bus	625	629	635	645	655	659	Bus	651	Bus	675	689	699	713	729	Bus	731	743
	Ex. Sun.	Ex. Sun.	Ex. Sun.	Daily	Ex. Sun.	Ex. Sun.	Sat. only	Sat. only	Sat. only	Sat. only	Ex. Sat. & Sun.	Ex. Sat. & Sun.	Ex. Sun.	Ex. Sun.	Ex. Sun.	Ex. Sat. & Sun.	Ex. Sun.	Ex. Sun.	Ex. Sat. & Sun.	Ex. Sat. & Sun.
0.0	Boston, South Station...Lv	6 05	8 35	9 05	10 05	10 35	12 05	12 50	1 10	1 16	1 35	1 35	2 05	3 35	4 15	4 55	5 16	5 16	5 20	5 44
10.1	Braintree	6 31	9 01	9 31	10 31	11 01	12 31	1 12	1 35	1 41	2 01	2 01	2 31	4 01	4 34	4 55	5 16	5 16	5 20	5 44
11.9	East Braintree	6 34	9 03	9 33	10 34	11 04	12 34	1 15	1 38	1 44	2 04	2 04	2 34	4 04	4 37	4 58	5 19	5 19	5 23	5 47
11.9	Weymouth	6 37	9 06	9 36	10 37	11 07	12 35	1 18	1 41	1 47	2 07	2 07	2 37	4 07	4 40	5 01	5 22	5 22	5 26	5 50
13.3	Weymouth Heights	6 40	9 09	9 39	10 40	11 10	12 38	1 22	1 45	1 51	2 10	2 10	2 40	4 10	4 43	5 04	5 25	5 25	5 29	5 53
14.6	East Weymouth	6 46	9 12	9 42	10 43	11 13	12 40	1 24	1 47	1 53	2 13	2 13	2 43	4 13	4 46	5 07	5 28	5 28	5 32	5 56
16.5	West Hingham	6 54	9 15	9 45	10 46	11 16	12 44	1 28	1 51	1 57	2 16	2 16	2 46	4 16	4 49	5 10	5 31	5 31	5 35	5 59
17.2	Hingham	6 54	9 18	9 48	10 50	11 20	12 46	1 32	1 55	2 01	2 19	2 19	2 49	4 18	4 52	5 13	5 34	5 34	5 38	5 62
18.8	Nantasket Jet	6 57	9 21	9 51	11 23	11 53	12 49	1 36	1 59	2 05	2 22	2 22	2 52	4 21	4 55	5 16	5 37	5 37	5 41	5 65
19.2	North Cohasset	7 00	9 23	9 53	11 25	11 55	12 51	1 40	2 03	2 09	2 26	2 26	2 56	4 25	5 00	5 21	5 42	5 42	5 46	5 70
20.4	Black Rock	7 03	9 26	9 56	11 28	11 58	12 54	1 44	2 07	2 13	2 30	2 30	3 00	4 29	5 04	5 25	5 46	5 46	5 50	5 74
21.7	Cohasset	7 07	9 29	9 59	10 59	11 33	12 53	1 48	2 11	2 17	2 34	2 34	3 04	4 33	5 08	5 29	5 50	5 50	5 54	5 78
22.6	Beechwood	7 10	9 32	10 02	11 02	11 36	12 56	1 52	2 15	2 21	2 38	2 38	3 08	4 37	5 12	5 33	5 54	5 54	5 58	5 82
23.8	North Scituate, Mass.	7 13	9 35	10 05	11 05	11 40	12 58	1 56	2 19	2 25	2 42	2 42	3 12	4 41	5 16	5 37	5 58	5 58	6 02	6 26
26.8	Egypt	7 17	9 39	10 09	11 09	11 44	1 02	1 57	2 20	2 26	2 43	2 43	3 13	4 42	5 17	5 38	5 59	5 59	6 03	6 27
28.6	Scituate	7 21	9 43	10 13	11 13	11 48	1 06	2 01	2 24	2 30	2 47	2 47	3 17	4 46	5 21	5 42	6 03	6 03	6 07	6 31
27.8	Greenbush	7 24	9 46	10 16	11 16	11 51	1 10	2 05	2 28	2 34	2 51	2 51	3 21	4 50	5 25	5 46	6 07	6 07	6 11	6 35
29.9	Marshfield Hills	7 27	9 49	10 19	11 19	11 54	1 14	2 09	2 32	2 38	2 55	2 55	3 25	4 54	5 29	5 50	6 11	6 11	6 15	6 39
31.0	Sea View	7 30	9 52	10 22	11 22	11 57	1 18	2 13	2 36	2 42	3 00	3 00	3 30	5 00	5 35	5 56	6 17	6 17	6 21	6 45
32.3	Marshfield Centre	7 33	9 55	10 25	11 25	12 00	1 22	2 17	2 40	2 46	3 04	3 04	3 34	5 04	5 39	6 00	6 21	6 21	6 25	6 49
34.4	Marshfield	7 36	9 58	10 28	11 28	12 03	1 26	2 21	2 44	2 50	3 08	3 08	3 38	5 08	5 43	6 04	6 25	6 25	6 29	6 53
36.6	Green Harbor	7 39	10 01	10 31	11 31	12 06	1 30	2 25	2 48	2 54	3 12	3 12	3 42	5 12	5 47	6 08	6 29	6 29	6 33	6 57
37.7	Duxbury	7 42	10 04	10 34	11 34	12 09	1 34	2 29	2 52	3 00	3 18	3 18	3 48	5 18	5 53	6 14	6 35	6 35	6 39	6 63
39.1	South Duxbury Due	7 45	10 07	10 37	11 37	12 12	1 38	2 33	2 56	3 04	3 22	3 22	3 52	5 22	5 57	6 18	6 39	6 39	6 43	6 67

BOSTON TO SOUTH SHORE POINTS

Miles	677	755	Bus	767	773
	Sun. only	Ex. Sun.	Ex. Sun.	Daily	Ex. Sun.
0.0	Boston, South Station...Lv	6 05	6 15	9 35	11 20
10.1	Braintree	6 32	6 39	9 58	11 44
11.9	East Braintree	6 35	6 42	10 01	11 46
11.9	Weymouth	6 38	6 45	10 04	11 49
13.3	Weymouth Heights	6 41	6 48	10 07	11 52
14.6	East Weymouth	6 44	6 51	10 10	11 55
16.5	West Hingham	6 47	6 54	10 13	11 58
17.2	Hingham	6 50	6 57	10 16	12 01
18.8	Nantasket Jet	6 53	7 00	10 19	12 04
19.2	North Cohasset	6 56	7 03	10 22	12 07
20.4	Black Rock	6 59	7 06	10 25	12 10
21.7	Cohasset	7 02	7 10	10 28	12 13
22.6	Beechwood	7 05	7 13	10 31	12 16
23.8	North Scituate, Mass.	7 08	7 16	10 34	12 19
26.8	Egypt	7 11	7 19	10 37	12 22
27.8	Greenbush	7 14	7 22	10 40	12 25
29.9	Marshfield Hills	7 17	7 25	10 43	12 28
31.0	Sea View	7 20	7 28	10 46	12 31
32.3	Marshfield Centre	7 23	7 31	10 49	12 34
34.4	Marshfield	7 26	7 34	10 52	12 37
36.6	Green Harbor	7 29	7 37	10 55	12 40
37.7	Duxbury	7 32	7 40	10 58	12 43
39.1	South Duxbury Due	7 35	7 43	11 01	12 46

TICKETS AT YOUR DOOR
RAILROAD AND PULLMAN TICKETS
Delivered Promptly
BY WESTERN UNION MESSENGER

To obtain this service, telephone ticket agent at any of the following New York, New Haven & Hartford Railroad ticket offices.

BOSTON
 (South Station, City Ticket Office, Back Bay Station)

PROVIDENCE
 (Railroad Station, City Ticket Office)

NEW YORK
 (Consolidated Ticket Offices in New York City and Brooklyn)

SPRINGFIELD **HARTFORD** **NEW LONDON**
NEW HAVEN **BRIDGEPORT** **WATERBURY**

Your transportation will be delivered by a uniformed messenger who will collect the fare plus a Western Union service charge.

* No baggage service on this train.
 † Will not run Nov. 29, Dec. 25, Jan. 1 or Feb. 22.
 ‡ Will not run Oct. 12, Nov. 29, Dec. 25, Jan. 1, Feb. 22 or April 19.
 § Special stop Oct. 12, Nov. 29, Dec. 25, Jan. 1, Feb. 22 and April 19.
 ¶ Daily except Saturdays.
 † Daily except Saturdays and Sundays.
 ‡ Saturdays only.
 § Arrives South Duxbury Village.
 ¶ Stops Saturdays only 12 33 P.M.
 † Stops Saturdays at Braintree 5 35, East Braintree 5 36, Weymouth 5 38, Weymouth Heights 5 39 and East Weymouth, 5 41 P.M.
 ‡ Stops to take.
 § Saturdays only.
 ¶ Arrives South Duxbury Village.
 † Stops Saturdays only 12 33 P.M.
 ‡ Stops Saturdays at Braintree 5 35, East Braintree 5 36, Weymouth 5 38, Weymouth Heights 5 39 and East Weymouth, 5

PLYMOUTH TO BOSTON

Miles		◆780	◆614	◆628	640	650	◆656	682	◆674	694	692	706	◆784	782	722	732	776	◆788			
		Ex. Sun.	Ex. Sun.	Ex. Sun.	Ex. Sun.	Sun. only	Ex. Sun.	Ex. Sun.	Ex. Sun.	Ex. Sat. & Sun.	Sat. & Sun. only	Ex. Sun.	Ex. Sun.	Ex. Sun.	Ex. Sun.	Ex. Sun.	Ex. Sun.	Ex. Sun.	Sun. only	Ex. Sun.	
		A.M.	A.M.	⊕A.M.	⊕A.M.	A.M.	A.M.	A.M.	A.M.	A.M.	P.M.	P.M.	⊕P.M.	⊕P.M.	⊕P.M.	P.M.	P.M.	P.M.	P.M.	P.M.	P.M.
0.0	Plymouth, Mass. Lv			6 45		7 30	7 45	8 35		10 55	12 20		3 55	5 55	6 04			8 55			
0.0	Cordage			6 49		7 34	7 49	8 39		11 00	12 24		4 00	5 59	6 11			8 59			
4.1	Kingston, Mass.			6 53		7 37	7 53	8 43		11 05	12 29		4 05	6 03	6 12			9 03			
7.5	Plympton			6 59			Δ				12 35		4 11								
9.0	Halifax			7 02				8 52		11 16	12 40		4 19	6 14	6 30			9 14			
10.3	Monponsett			7 05		7 48	8 04	8 52			12 43										
11.2	Burrage			7 08				8 09	8 57	11 22	12 47		4 25	6 20	6 37			9 20			
12.8	South Hanson			7 11		7 53															
14.3	North Hanson			7 14																	
16.3	Whitman	5 52	6 54	7 18		7 59	8 15	9 03	9 59	11 29	12 56	1 29	3 50	4 31	6 27	6 50	9 27	9 27	10 33		
18.2	Abington	5 55	6 58	7 22		8 03	8 19	9 07	10 03	11 33	1 00	1 33	3 54	4 35	6 31	6 54	9 31	9 31	10 37		
19.6	North Abington	5 59	7 02	7 26		7 49	8 07	8 23	9 11	11 37	1 06	1 37	3 58	4 41	6 36	6 59	9 36	9 36	10 41		
22.5	South Weymouth	6 03	7 07	7 32		7 54	8 12	8 28	9 16	11 42	1 11	1 42	4 03	4 47	6 42	7 11	9 46	9 46	10 52		
25.0	So. Braintree Due	6 09	7 12	7 39		8 01	8 18	Δ	9 22	11 48	1 17	1 48	4 09	4 53	6 48	7 17	9 53	9 53	10 59		
27.3	Braintree	6 14	7 17			8 07	8 23	Δ	9 26	11 53	1 21	1 53	4 17	5 01	6 53	7 23	9 59	9 59	10 59		
37.4	Boston, South Station Due	6 40	7 37	8 05	8 22	8 49	8 53	9 47	10 49	12 19	1 43	2 19	4 35	5 24	7 19	7 49	10 19	10 19	11 15		

SOUTH SHORE POINTS TO BOSTON

Miles		◆602	Bus	◆616	Bus	◆634	◆642	◆652	◆660	◆676	688	742	686	Bus	698	◆710	724	718	740	Bus	◆730	Bus	734	◆752	
		Ex. Sun.	Ex. Sun.	Ex. Sun.	Ex. Sun.	Ex. Sun.	Ex. Sun.	Ex. Sun.	Ex. Sun.	Ex. Sun.	Ex. Sun.	Daily	Ex. Sun.	Ex. Sun.	Ex. Sun.	Ex. Sun.	Sun. only	Ex. Sun.	Ex. Sun.	Ex. Sun.	Ex. Sun.	Ex. Sat. & Sun.	Ex. Sat. & Sun.	Daily	Daily
		⊕A.M.	⊕A.M.	⊕A.M.	⊕A.M.	⊕A.M.	⊕A.M.	⊕A.M.	⊕A.M.	⊕A.M.	⊕A.M.	A.M.	A.M.	⊕A.M.	⊕A.M.	⊕A.M.	⊕A.M.	P.M.	P.M.	P.M.	P.M.	⊕P.M.	⊕P.M.	P.M.	P.M.
0.0	South Duxbury Lv	7 5 45		8 10				7 38						11 45				4 08	5 42		6 40				
1.4	Duxbury	5 53		6 18				7 44						11 53				4 13	5 35		6 48				
2.7	Green Harbor	5 58		6 23										11 58				4 19	5 38		6 53				
4.0	Marshfield	6 08		6 31				7 50						12 06				4 25	5 44		7 03				
6.8	Marshfield Centre	6 13		6 38										12 13				4 25	5 44		7 03				
8.1	Sea View	6 19		6 44				7 56						12 19				4 25	5 44		7 03				
9.2	Marshfield Hills	6 22		6 47				8 00						12 22				4 25	5 44		7 03				
11.3	Greenbush	5 22	6 30	6 35	6 45	7 03		7 40	8 05	8 19	9 05	10 35	11 35	12 30	1 23	2 05		4 00	4 55	6 10					
12.5	Scituate	5 25		6 38		7 06		7 43	8 08		9 08	10 38	11 38		1 23	2 08		4 03	4 58						
14.3	Egypt	5 29		6 42		7 10		7 47	8 12		9 11	10 42	11 42		1 23	2 12		4 07	4 47						
15.6	North Scituate, Ms.	5 32		6 46		7 14		7 51	8 15	8 26	9 15	10 45	11 45		1 23	2 16		4 11	4 46						
16.5	Beechwood	5 35		6 48		7 17		7 54		9 18	10 48	11 48		1 23	2 16		4 14	4 49							
17.4	Cohasset	5 38		6 50		7 20		7 58	8 20	8 31	9 21	10 51	11 51		1 23	2 21		4 18	4 52						
18.7	Black Rock					7 23		8 01	8 20		9 24	10 54	11 54		1 23	2 25		4 23	4 55						
19.9	North Cohasset	5 43		6 54		7 26		8 04		9 27	10 57	11 57		1 23	2 28		4 23	4 58							
20.8	Nantasket Jet.	5 46		6 57		7 31	7 43	8 09	8 28	8 36	9 30	11 00	12 00		1 00	2 33	3 30	4 28	5 10		6 24				
21.9	Hingham	5 49		7 01		7 34	7 47	8 09	8 28	8 39	9 33	11 03	12 03		1 03	2 33	3 33	4 28	5 10		6 28				
22.6	West Hingham	5 52		7 03		7 38	7 53		8 44	9 36	11 06	12 06		1 06	2 36	3 36	4 34	5 16		6 37					
24.5	East Weymouth	5 55		7 08		7 41	7 57		8 47	9 39	11 09	12 09		1 09	2 39	3 39	4 34	5 16		6 41					
25.8	Weymouth Heights	5 58		7 12		7 44	8 00		8 50	9 43	11 13	12 13		1 13	2 43	3 43	4 40	5 22		6 45					
27.2	Weymouth	6 01		7 15		7 47	8 03		8 59	9 49	11 19	12 19		1 19	2 49	3 49	4 43	5 25		6 49					
27.8	East Braintree	6 04		7 18		7 47	8 03		8 56	9 52	11 22	12 22		1 22	2 52	3 52	4 45	5 27		6 52					
29.0	Braintree Due	6 07				7 49	8 06		8 56	9 52	11 22	12 22		1 22	2 52	3 52	4 45	5 27		6 52					
39.1	Boston, S. Sta. Due	6 34		7 40		8 12	8 27	8 39	8 56	9 23	10 19	11 49	12 49		1 49	3 19	4 19	5 08	5 49		7 19				

BOSTON TO ROCKLAND AND HANOVER

Miles		Bus	Bus	Bus	Bus	Bus	Bus	Bus	657	Bus	Bus	Bus	Bus	725	Bus	Bus	Bus	Bus	Bus	Bus	Bus	Bus	Bus
		Ex. Sun.	Ex. Sun.	Ex. Sun.	Ex. Sun.	Ex. Sun.	Ex. Sat. & Sun.	Ex. Sat. & Sun.	Sat. only	Sat. only	Ex. Sun.	Ex. Sun.	Ex. Sat. & Sun.	Ex. Sat. & Sun.	Sat. only	Ex. Sun.	Ex. Sun.	Ex. Sat. & Sun.	Ex. Sat. & Sun.	Sat. only	Ex. Sun.	Ex. Sat. & Sun.	Sat. only
		A.M.	⊕A.M.	A.M.	⊕A.M.	A.M.	⊕A.M.	⊕A.M.	P.M.	P.M.	P.M.	P.M.	⊕P.M.	⊕P.M.	P.M.	P.M.	P.M.	P.M.	⊕P.M.	⊕P.M.	P.M.	P.M.	P.M.
0.0	Boston, South Station Lv			6 30		9 05	c11 35	c1 05	1 13	C1 32	3 00	4 03	C5 00	5 12	c5 12	5 47	6 12	C6 35	7 35	8 40	9 40		
17.8	North Abington	5 58	7 03	7 22	8 20	9 48	12 18	1 48	1 47	2 14	3 32	4 36	5 29	5 48	5 53	6 21	6 59	7 15	8 18	9 18	10 18		
19.3	Rockland, Mass.	6 05	7 09	7 29	8 25	9 55	12 26	1 56	1 51	2 21	3 40	4 41	5 37	5 51	6 01	6 29	7 07	7 23	8 26	9 26	10 26		
21.0	West Hanover	6 11		7 35	8 30	10 01		1 56	1 51	2 21	3 40	4 41	5 37	5 51	6 01	6 29	7 07	7 23	8 26	9 26	10 26		
22.1	Winslow Crossing	6 15		7 39	8 34	10 05		2 00	1 57	2 27	3 45	4 46	5 43	5 54	6 07		7 17	7 33	8 36	9 36	10 36		
23.3	South Hanover	6 18		7 42	8 38	10 08		2 00	1 57	2 27	3 45	4 46	5 43	5 54	6 07		7 17	7 33	8 36	9 36	10 36		
24.9	Curtis Crossing	6 24		7 48	8 44	10 14		2 04	1 57	2 27	3 45	4 46	5 43	5 54	6 07		7 17	7 33	8 36	9 36	10 36		
25.6	Hanover, Mass. Due	6 28		7 50	8 43	10 16		2 06	1 57	2 27	3 45	4 46	5 43	5 54	6 07		7 17	7 33	8 36	9 36	10 36		

HANOVER AND ROCKLAND TO BOSTON

Miles		Bus	Bus	Bus	640	Bus	Bus	Bus	Bus	Bus	Bus	Bus	Bus	Bus	Bus	Bus	Bus	Bus	Bus	Bus	Bus	Bus
		Ex. Sun.	Ex. Sun.	Ex. Sun.	Ex. Sun.	Ex. Sun.	Ex. Sat. & Sun.	Ex. Sat. & Sun.	Sat. only	Sat. only	Ex. Sun.	Ex. Sun.	Ex. Sat. & Sun.	Ex. Sat. & Sun.	Sat. only	Ex. Sun.	Ex. Sun.	Ex. Sat. & Sun.	Ex. Sat. & Sun.	Sat. only	Ex. Sun.	Ex. Sat. & Sun.
		A.M.	⊕A.M.	⊕A.M.	⊕A.M.	A.M.	⊕A.M.	⊕A.M.	P.M.	P.M.	P.M.	⊕P.M.	⊕P.M.	⊕P.M.	⊕P.M.	P.M.	P.M.	⊕P.M.	⊕P.M.	P.M.	P.M.	P.M.
0.0	Hanover, Mass. Lv	5 25	6 29		7 30	7 51	8 43	9 40	11 05	12 32			3 00		4 04	5 00	6 26	9 03				
0.7	Curtis Crossing	5 27	6 31		7 32	7 53	8 45	9 42	11 07	12 34			3 02		4 06	5 02	6 28	9 05				
2.3	South Hanover	5 33	6 37		7 37	7 58	8 48	9 45	11 12	12 40			3 08		4 12	5 07	6 33	9 10				
3.5	Winslow Crossing	5 36	6 40		7 40	8 01	8 52	9 49	11 15	12 43			3 11		4 16	5 11	6 38	9 15				
4.3	West Hanover	5 40	6 44		7 42	8 05	8 56	9 53	11 19	12 47			3 15		4 20	5 15	6 42	9 19				
7.8	No. Abington Due	5 47	6 51	7 15	7 45	8 12	9 02	11 26	12 54		1 25	2 25	3 30	3 30	4 26	5 22	6 48	9 25				
25.6	Boston																					

BOSTON TO BROCKTON, BRIDGEWATER AND MIDDLEBORO

Miles		605	♦611	615	617	619	627	631	633	♦637	641	671	667	681	697	Bus	711	♦705	669	723
0.0	Boston, South Station	Ex. Sun.	Ex. Sun.	Ex. Sun.	Sun. only	Ex. Sun.	Ex. Sun.	Ex. Sat. & Sun.	Sat. only	Sun. only	Ex. Sun.	Ex. Sun.	Sat. Sun.	Ex. Sun.	Ex. Sun.	Ex. Sun.	Ex. Sun.	Ex. Sat. & Sun.	Sun. only	Ex. Sun.
10.1	Braintree	5 35	6 20	7 30	8 30	8 30	9 30	11 05	11 05	12 05	12 35	1 30	1 35	2 35	4 05			4 47	4 50	5 10
11.4	South Braintree	6 01	6 46	7 55	8 50	8 50	9 58	11 31	11 31	12 31	1 01	1 30	1 35	2 35	4 05			4 47	4 50	5 10
12.9	Braintree Highlands	6 05	6 50	7 58	8 50	8 50	9 56	11 35	11 35	12 35	1 05	1 30	1 35	2 35	4 05			4 47	4 50	5 10
15.0	Holbrook	6 11	6 57	8 05	8 50	8 50	10 02	11 39	11 39	12 39	1 09	1 30	1 35	2 35	4 05			4 47	4 50	5 10
16.8	Avon, Mass.	6 15	7 01	8 09	8 50	8 50	10 02	11 43	11 43	12 43	1 13	1 30	1 35	2 35	4 05			4 47	4 50	5 10
18.5	Montello	6 19	7 05	8 13	8 50	8 50	10 07	11 47	11 47	12 47	1 17	1 30	1 35	2 35	4 05			4 47	4 50	5 10
20.0	Brockton	6 25	7 09	8 17	9 02	9 06	10 11	11 55	11 55	12 55	1 21	1 30	1 35	2 35	4 05			4 47	4 50	5 10
21.6	Campello	6 29	7 13	8 21	9 02	9 06	10 15	11 59	11 59	12 59	1 21	1 30	1 35	2 35	4 05			4 47	4 50	5 10
23.7	Matfield	6 36	7 20	8 28	9 02	9 06	10 15	11 59	11 59	12 59	1 21	1 30	1 35	2 35	4 05			4 47	4 50	5 10
24.9	Westdale	6 39	7 23	8 31	9 02	9 06	10 15	11 59	11 59	12 59	1 21	1 30	1 35	2 35	4 05			4 47	4 50	5 10
26.1	Stanley	6 44	7 28	8 36	9 02	9 06	10 15	11 59	11 59	12 59	1 21	1 30	1 35	2 35	4 05			4 47	4 50	5 10
26.9	Bridgewater	6 44	7 28	8 36	9 02	9 06	10 15	11 59	11 59	12 59	1 21	1 30	1 35	2 35	4 05			4 47	4 50	5 10
28.8	Flagg Street	6 44	7 28	8 36	9 02	9 06	10 15	11 59	11 59	12 59	1 21	1 30	1 35	2 35	4 05			4 47	4 50	5 10
30.6	South Bridgewater	6 44	7 28	8 36	9 02	9 06	10 15	11 59	11 59	12 59	1 21	1 30	1 35	2 35	4 05			4 47	4 50	5 10
34.6	Middleboro	6 55	7 39	8 47	9 12	9 16	10 25	12 09	12 09	1 29	1 38	1 40	1 40	2 40	4 10	5 00	5 19	5 20	5 30	6 12
		A.M.	A.M.	A.M.	A.M.	A.M.	A.M.	A.M.	P.M.	P.M.	P.M.	P.M.	P.M.	P.M.	P.M.	P.M.	P.M.	P.M.	P.M.	P.M.

BOSTON TO BROCKTON, BRIDGEWATER AND MIDDLEBORO

Miles		♦721	♦741	♦751	♦763	765	♦769	♦769	♦757	♦775	♦775									
0.0	Boston, South Station	Ex. Sat. & Sun.	Ex. Sun.	Ex. Sun.	Ex. Sun.	Daily	Ex. Sat. & Sun.	Sat. only	Sun. only	Ex. Sat.	Sat. only									
10.1	Braintree	5 18	5 41	6 05	7 05	8 35	10 05	10 05	10 35	11 40	11 40									
11.4	South Braintree	5 18	5 41	6 05	7 05	8 35	10 05	10 05	10 35	11 40	11 40									
12.9	Braintree Highlands	5 18	5 41	6 05	7 05	8 35	10 05	10 05	10 35	11 40	11 40									
15.0	Holbrook	5 18	5 41	6 05	7 05	8 35	10 05	10 05	10 35	11 40	11 40									
16.8	Avon, Mass.	5 18	5 41	6 05	7 05	8 35	10 05	10 05	10 35	11 40	11 40									
18.5	Montello	5 18	5 41	6 05	7 05	8 35	10 05	10 05	10 35	11 40	11 40									
20.0	Brockton	5 18	5 41	6 05	7 05	8 35	10 05	10 05	10 35	11 40	11 40									
21.6	Campello	5 18	5 41	6 05	7 05	8 35	10 05	10 05	10 35	11 40	11 40									
23.7	Matfield	5 18	5 41	6 05	7 05	8 35	10 05	10 05	10 35	11 40	11 40									
24.9	Westdale	5 18	5 41	6 05	7 05	8 35	10 05	10 05	10 35	11 40	11 40									
26.1	Stanley	5 18	5 41	6 05	7 05	8 35	10 05	10 05	10 35	11 40	11 40									
26.9	Bridgewater	5 18	5 41	6 05	7 05	8 35	10 05	10 05	10 35	11 40	11 40									
28.8	Flagg Street	5 18	5 41	6 05	7 05	8 35	10 05	10 05	10 35	11 40	11 40									
30.6	South Bridgewater	5 18	5 41	6 05	7 05	8 35	10 05	10 05	10 35	11 40	11 40									
34.6	Middleboro	5 18	5 41	6 05	7 05	8 35	10 05	10 05	10 35	11 40	11 40									
		P.M.	P.M.	P.M.	P.M.	P.M.	P.M.	P.M.	P.M.	A.M.	A.M.									

MIDDLEBORO, BRIDGEWATER AND BROCKTON TO BOSTON

Miles		♦604	608	♦622	♦630	648	664	618	670	♦680	♦690	696	684	702	702	712	♦714	♦714	♦720	728	726
0.0	Middleboro	Ex. Sun.	Ex. Sun.	Daily	Ex. Sun.	Ex. Sun.	Ex. Sun.	Sun. only	Ex. Sun.	Ex. Sun.	Ex. Sun.	Ex. Sun.	Sun. only	Ex. Sat. & Sun.	Sat. only	Ex. Sun.	Ex. Sat. & Sun.	Sat. & Sun. only	Ex. Sun.	Ex. Sun.	Ex. Sun.
4.1	South Bridgewater	5 55	6 40	6 47	7 20	7 49	8 09	8 16	8 55	10 55	11 35										
5.8	Flagg Street	5 55	6 40	6 47	7 20	7 49	8 09	8 16	8 55	10 55	11 35										
7.7	Bridgewater	5 55	6 40	6 47	7 20	7 49	8 09	8 16	8 55	10 55	11 35										
8.5	Stanley	5 55	6 40	6 47	7 20	7 49	8 09	8 16	8 55	10 55	11 35										
9.7	Westdale	5 55	6 40	6 47	7 20	7 49	8 09	8 16	8 55	10 55	11 35										
10.9	Matfield	5 55	6 40	6 47	7 20	7 49	8 09	8 16	8 55	10 55	11 35										
13.0	Campello	5 47	6 24	7 09	7 44	8 11	8 27	8 38	9 13	10 29	11 54										
14.6	Brockton	5 51	6 29	7 14	7 50	8 15	8 32	8 38	9 17	10 33	11 59										
16.1	Montello	5 55	6 33	7 18	7 55	8 20	8 36		9 21	10 37	11 59										
17.8	Avon, Mass.	5 59	6 37	7 22	7 59	8 24	8 40		9 25	10 41	12 07										
19.6	Holbrook	6 03	6 41	7 26	8 04		8 42		9 25	10 44	12 11										
21.7	Braintree Highlands	6 07	6 45	aa	7 40	8 08	8 44		9 29	10 50	12 11										
23.2	South Braintree	6 10	6 49	bb	7 43	8 13	8 49		9 39	10 53	12 15										
24.5	Braintree	6 14	6 53	cc	7 43	8 17	8 53		9 39	10 53	12 15										
34.6	Boston, South Station	6 40	7 19	7 55	8 08	8 36	8 50	9 19	9 10	9 55	11 19	11 52	12 49	1 19	1 19	2 49	4 19	4 23	4 23	5 49	6 25
		A.M.	A.M.	A.M.	A.M.	A.M.	A.M.	A.M.	A.M.	A.M.	A.M.	A.M.	P.M.	P.M.	P.M.	P.M.	P.M.	P.M.	P.M.	P.M.	P.M.

MIDDLEBORO, BRIDGEWATER AND BROCKTON TO BOSTON

Miles		♦766	738	758	764	768														
0.0	Middleboro	Ex. Sun.	Sun. only	Ex. Sun.	Ex. Sun.	Daily														
4.1	South Bridgewater	6 31																		
5.8	Flagg Street	6 31																		
7.7	Bridgewater	6 31																		
8.5	Stanley	6 31																		
9.7	Westdale	6 31																		
10.9	Matfield	6 31																		
13.0	Campello	6 10	6 53	7 27	8 59	10 34														
14.6	Brockton	6 10	6 53	7 27	8 59	10 34														
16.1	Montello	6 10	6 53	7 27	8 59	10 34														
17.8	Avon, Mass.	6 10	6 53	7 27	8 59	10 34														
19.6	Holbrook	6 10	6 53	7 27	8 59	10 34														
21.7	Braintree Highlands	6 10	6 53	7 27	8 59	10 34														

BOSTON TO HYANNIS AND PROVINCETOWN

Miles	TABLE 46	617	Bus	619	671	711	Bus							
		Ex. Sun.	Ex. Sun.	Ex. Sun.	Ex. Sun.	Ex. Sun.	Ex. Sun.							
		AM	AM	PM	PM	PM	PM							
0.0	Boston, South Station Lv	8:30		8:30	1:30	4:47								
20.0	Brockton	9:02		9:06	2:07	5:19								
26.9	Bridgewater	9:12		9:18	2:18	5:30								
34.6	Middleboro	9:25		9:34	2:35	5:43								
39.5	Rock					5:50								
41.7	South Middleboro					5:54								
45.6	Tremont					5:59								
49.3	Wareham	9:46		10:02	2:55	6:06								
51.3	Onset	9:50		10:08	3:01	6:11								
54.6	Buzzards Bay Due	9:55		10:14	3:06	6:16								
54.6	Buzzards Bay Lv			10:20	3:10	6:20								
59.7	Bourne			10:24		6:24								
60.0	Sagamore	10:05		10:32	3:20	6:31								
62.5	Sandwich	10:10		10:37	3:25	6:36								
69.7	West Barnstable	10:22		10:52	3:37	6:48								
73.3	Barnstable	10:29		11:00	3:43	6:54								
75.8	Yarmouth Due	10:33		11:05	3:48	6:59								
79.2	Hyannis Due	10:40		11:15	3:54	7:05								
79.2	Hyannis Lv			10:55										
75.8	Yarmouth Lv		10:35	11:15			7:05							
78.7	Bass River			11:22										
81.4	South Dennis			11:28										
83.0	North Harwich			11:32										
84.9	Harwich			11:38										
88.8	Pleasant Lake			11:43										
89.7	Brewster, Mass	a11:04		11:49		7:34								
92.2	East Brewster	a11:09		11:55		7:39								
94.6	Orleans	d11:17		12:01		7:47								
97.5	Eastham	e11:26		12:07		7:56								
99.9	North Eastham	a11:32		12:13		8:02								
103.5	South Wellfleet	a11:40		12:20		8:10								
106.2	Wellfleet	a11:48		12:27		8:18								
109.1	South Truro			12:35										
111.0	Truro, Mass.	a11:57		12:41		8:27								
114.0	North Truro	a12:06		12:49		8:36								
120.1	Provincetown Due	12:20		1:05		8:50								

PROVINCETOWN AND HYANNIS TO BOSTON

Miles	TABLE 46	664	670	618	Bus	696	726	Bus	738					
		Ex. Sun.	Ex. Sun.	Sun. only	Ex. Sun.	Ex. Sun.	Ex. Sun.	Sun. only	Sun. only					
		AM	AM	AM	AM	AM	PM	PM	PM	PM				
0.0	Provincetown Lv				7:40	2:10	3:35							
6.1	North Truro				7:54	2:25	3:49							
9.1	Truro, Mass.				8:03	2:33	3:58							
11.0	South Truro					2:39								
13.9	Wellfleet				8:12	2:47	4:10							
16.6	South Wellfleet				8:20	2:54	4:15							
20.2	North Eastham				8:28	3:01	4:23							
22.6	Eastham				8:34	3:06	4:29							
25.5	Orleans				8:43	3:12	4:38							
27.9	East Brewster				8:51	3:17	4:46							
30.4	Brewster, Mass				8:58	3:23	4:51							
33.3	Pleasant Lake					3:29								
35.2	Harwich					3:38								
37.1	North Harwich					3:42								
39.7	South Dennis					3:46								
41.4	Bass River					3:53								
44.3	Yarmouth Due				9:25			5:20						
44.3	Hyannis Due					4:15								
44.3	Hyannis Lv				9:25	3:54		5:15						
44.3	Yarmouth Lv	7:00				9:31	4:05	5:24						
46.8	Barnstable	7:10				9:36	4:11	5:29						
50.4	West Barnstable	7:16				9:42	4:18	5:35						
57.6	Sandwich	7:23				9:54	4:30	5:46						
60.1	Sagamore	7:32				9:58	4:35	5:50						
64.1	Bourne	7:38				10:05	4:42							
65.5	Buzzards Bay Due	7:46				10:10	4:47		6:00					
65.5	Buzzards Bay Lv	7:15	7:46	7:35		10:19	4:55	6:00						
68.8	Onset	7:20	7:50	7:40		10:24	5:00	6:05						
70.3	Wareham	7:25	7:54	7:44		10:29	5:05	6:10						
74.5	Tremont	7:33												
78.4	South Middleboro	7:37												
80.6	Rock	7:42												
85.5	Middleboro Due	7:48	8:13	8:05		10:50	5:25	6:29						
93.2	Bridgewater	8:02	8:26	8:19		11:06	5:36	6:41						
100.1	Brockton	8:15	8:38	8:32		11:19	5:50	6:53						
120.1	Boston, South Station Due	8:50	9:10	9:19		11:52	6:25	7:25						

⊕ Will not run February 22.
 † Sundays only.
 a Leaves or arrives from Post Office.
 e By connecting train.

d Leaves or arrives from Pharmacy.
 e Leaves or arrives from Forest's.
 † Stops on signal.

BOSTON TO WOODS HOLE

Miles	TABLE 47	793	795	797	799						
		Ex. Sun.	Ex. Sun.	Ex. Sun.	Ex. Sun.						
		AM	AM	PM	PM						
0.0	Boston, South Station Lv	8:30	8:30	1:30	4:47						
54.6	Buzzards Bay	9:58	10:25	3:15	6:25						
55.4	Gray Gables				6:26						
56.4	Monument Beach	10:02	10:31	3:18	6:29						
58.2	Pocasset	10:06	10:35	3:22	6:33						
60.1	Cataumet	10:10	10:39	3:26	6:37						
61.3	North Falmouth	10:18	10:42	3:29	6:40						
64.6	West Falmouth	10:20	10:49	3:36	6:47						
68.4	Falmouth	10:27	11:03	3:40	6:55						
72.0	Woods Hole Due	10:35	11:10	3:50	7:02						

WOODS HOLE TO BOSTON

Miles	TABLE 47	790	792	796	798						
		Ex. Sun.	Ex. Sun.	Ex. Sun.	Sun. only						
		AM	AM	PM	PM						
0.0	Woods Hole Lv	7:05	9:35	4:15	5:15						
3.6	Falmouth	7:12	9:42	4:22	5:22						
7.4	West Falmouth	7:19	9:49	4:29	5:29						
10.7	North Falmouth	7:25	9:55	4:36	5:36						
11.9	Cataumet	7:28	9:58	4:39	5:39						
13.8	Pocasset	7:31	10:02	4:43	5:43						
15.6	Monument Beach	7:35	10:06	4:47	5:47						
16.6	Gray Gables	7:37									
17.4	Buzzards Bay Due	7:39	10:10	4:52	5:52						
72.0	Boston, South Station Due	9:10	11:52	6:25	7:25						

BOSTON TO CHATHAM

(Highway Motor Coach)

Miles	TABLE 48	Bus	Bus	Bus	Bus						
		Sun. only	Ex. Sun.	Ex. Sun.	Daily						
		AM	AM	PM	PM	AM	AM	PM	PM		
0.0	Boston, South Station Lv	8:30	8:30	1:30	4:47						
0.0	Hyannis Due	10:40	11:15	3:54	7:05						
0.0	Hyannis Lv	10:45	11:20	3:55	7:05						
0.0	Harwichport	11:22	11:57	4:32	7:42						
0.0	South Harwich	11:27	12:02	4:37	7:47						
0.0	South Chatham	11:30	12:05	4:40	7:50						
0.0	Chatham Due	11:45	12:20	4:55	8:05						

CHATHAM TO BOSTON

(Highway Motor Coach)

Miles	TABLE 48	Bus	Bus	Bus	Bus				
		Daily	Ex. Sun.	Sun. only	Ex. Sun.				
		AM	PM	PM	PM	AM	AM	PM	PM
0.0	Chatham Lv	8:20							

1635



1935

CONNECTICUT TERCENTENARY

COMMEMORATING

300 YEARS

OF PROGRESS

.

PROGRESS

EXEMPLIFIED

IN THE FIELD

OF TRANSPORTATION

BY



Not only a glorious past, but an active, thriving present! Let your business plans for 1935 take into account Connecticut's solid resources. You can cover the whole State swiftly, economically . . . by the New Haven railroad.

For pleasure, too, make it a point to visit Connecticut this year. You'll be welcomed with traditional New England hospitality . . . made even more bounteous by the spirit of the Tercentenary. Hartford and many other grand old towns will offer special attractions . . . pageants, plays, celebrations.

The whole state will become a museum of American development. And not least among the exhibits will be the railroad that takes you there . . . air-conditioned . . . up-to-the-minute . . . proof that this state, foremost in so many fields, leads also in transportation progress.

THE NEW HAVEN R. R.

NEW YORK AND MONTREAL, OTTAWA, QUEBEC AND MURRAY BAY

Via Springfield, Boston and Maine Railroad, Central Vermont and Canadian National Railways.

TABLE 51	172-412		50		80		82		168		409	
	Ex. Sat.	Ex. Sun.	Ex. Sun.	Ex. Sun.	Sun. only	Daily	Sun. only	Daily	Sun. only	Daily	Sun. only	Daily
	P.M.	A.M.	P.M.	P.M.	P.M.	P.M.	P.M.	P.M.	P.M.	P.M.	P.M.	P.M.
Washington, D. C.	8:40											
Baltimore	8:55											
Wilmington, Del.	10:16											
Philadelphia (Broad St. Sta.)												
North Philadelphia (30th St. Sta.)	10:54											
Trenton	11:34											
Newark, N. J. (Market St.)	12:23											
New York Penna. Sta.	Due	12:40										
New York Penna. Sta.	Lv	1:00										
New York G. C. T.		9:00		5:00		5:00		5:00				
Stamford 125th St.		9:50		5:10		5:10		5:10				
South Norwalk		10:01		5:50		5:50		5:50				
Bridgeport		10:22		6:17		6:17		6:17				
New Haven	Due	10:45		6:38		6:38		6:38				
New Haven	Lv	6:50		10:50		6:43		6:52		11:10		
Meriden		7:35		11:18		7:17		7:25		11:36		
Berlin (New Britain Jct.)		7:47		11:29		7:30		7:37				
Hartford		8:10		11:49		7:50		7:55		12:08		
Springfield	Due	8:55		12:25		8:30		8:35		12:46		
Springfield	Lv	9:40		12:40		9:00		9:00		12:58		
Northampton	Due	10:12		1:07		9:32		9:32				
Brattleboro		11:25		2:11		10:48		10:48		2 12		
Windsor, Vt.		1:00		3:40		12:34		12:34				
White River Jct.	Due	1:23		4:05		1:00		1:00		3 53		
White River Jct.	Lv	1:33		4:23		1:25		1:25		4 00		7:20
South Royalton	Due	2:03		4:55		2:01		2:01		4 00		7:58
Bethel, Vt.		2:15		5:13		2:19		2:19				8:08
Randolph, Vt.		2:28		5:27		2:34		2:34				8:21
Roxbury, Vt.		3:00		5:55		3:00		3:00				8:46
Northfield		3:18		6:07		3:12		3:12				8:57
Montpelier Jct.		3:18		6:22		3:26		3:26		5 30		9:11
Montpelier		3:30		6:40		3:50		3:50		5 40		9:25
Barre		3:55		7:05		4:15		4:15		6 05		9:50
Waterbury, Vt.		3:33		6:50		3:57		3:57				9:36
North Duxbury				7:16		4:34		4:34				9:59
Rlemond, Vt.				7:33		4:49		4:49		6 14		10:15
Essex Jct.		4:04		7:33		4:49		4:49		6 14		10:15
Burlington (137 St. Paul St.)		m4:30		7m59		m6:40		m6:40		m10:35		m10:35
Milton		4:26		8:06		5:13		5:13				10:38
St. Albans		4:45		8:30		5:33		5:33		6 46		10:57
St. Armand		5:25				6:19		6:19		7 18		
St. Johns		6:08				7:12		7:12		7 52		
St. Lambert		6:40				7:50		7:50		8 22		
Montreal (Bonaventure Sta.)	Due	7:00				8:10		8:40		8 40		
Montreal (Bonaventure Sta.)	Lv	7:05				8:55		8:55		8 55		
Ottawa	Due	9:20				12:10		12:10		12 10		
Montreal (Windsor Sta.)	Lv	11:30				9:30		9:30		9 30		
Quebec (Palais Sta.)	Due	6:45				2:00		2:00		2 00		
Quebec (Palais Sta.)	Lv					2:55		2:55		2 55		
Murray Bay	Due					6:40		6:40		6 40		

TABLE 51	169		71		87		59		97-95-173		
	Daily	Daily	Ex. Sun.	Daily	Ex. Sun.	Daily	Daily	Daily	Daily	Daily	
	A.M.	P.M.	A.M.	P.M.	A.M.	P.M.	A.M.	P.M.	A.M.	P.M.	
Murray Bay	Lv	8:35									
Quebec (Palais Sta.)	Due	12:25									
Quebec (Palais Sta.)	Lv	1:30					11 55		11 55		
Montreal (Windsor Sta.)	Due	6:00					7 30		7 30		
Ottawa	Lv	4:30									
Montreal (Bonaventure Sta.)	Due	7:45									
Montreal (Bonaventure Sta.)	Lv	8:20		5:30			9 05		9 05		
St. Lambert		8 38		5:50			9 25		9 25		
St. Johns		9:10		6:27			9 58		9 58		
St. Armand		9 45		7:12			10 37		10 37		
St. Albans		10 15		7 58		7:16	11 13		11 13		
Milton				8 22		7:44	11:31		11:31		
Burlington (137 St. Paul St.)	Due	10m10		8m13		7m40	11m20		11m20		
Essex Jct.		10 50		8 47		8:11	11 52		11 52		
Richmond, Vt.				9 03		8:28	12:05		12:05		
North Duxbury											
Waterbury, Vt.						9 30	8:51		12 24		12 24
Barre						9 00	8:25		12 01		12 01
Montpelier						11 25	9 30		8:50		12 25
Montpelier Jct.						11 39	10 01		9:13		12 50
Northfield						10 22	9:31		1 05		1 05
Roxbury, Vt.						10 37	9:48				
Randolph, Vt.						11 06	10:14		1 40		1 40
Bethel, Vt.						11 18	10:27		1 50		1 50
South Royalton						11 35	10:50		2 03		2 03
White River Jct.	Due	1 08		12 10		11:25	2 40		2 40		2 40
White River Jct.	Lv	1 18		3 50		12:05	2 50		2 50		2 50
Windsor Vt.				4 23		12:29	3 13		3 13		3 13
Brattleboro		2 55		5 58		2:00	4 33		4 33		4 33
Northampton				7:20		3:13	5 36		5 36		5 36
Springfield	Due	4 28		8:02		3:43	6 10		6 10		6 10
Springfield	Lv	4 25		8 10		4:05	6 35		6:35		8:10
Hartford	Due	5 00		8 55		4:40	7 08		8:40		8:55
Berlin (New Britain Jct.)				9 15		5:00	7 27		9:08		9:13
Meriden		5:24		9 27		5:13	7 40		9:20		9:23
New Haven	Due	5 49		9 55		5:43	8 06		9:55		9:50
New Haven	Lv	6 00		10 00		5:50	8 15		10:05		9:55
Bridgeport	Due	6 22		10 22		6:16	8 38		10:27		10:19
South Norwalk				10 41		6:36	8 58		10:57		10:40
Stamford		6 48		10 52		6:49	9 10		11:08		10:51
New York 125th St.	Due			11:29		7:29			12:19		11:29
New York G. C. T.	Due			11 40		7:40	10 00		12:30		11:40
New York Penna. Sta.	Due	7 50							12:40		12:10
New York Penna. Sta.	Lv	8 10							2:35		2:35
Newark, N. J. (Market St.)	Due	8 27							2:52		2:52
Trenton		9 22							3:44		3:44
North Philadelphia		9 53							4:15		4:15
Philadelphia (30th St. Sta.)		10 02							4:25		4:25
Wilmington, Del.											
Baltimore		12 07							5:05		5:05
Washington, D. C.	Due	1 00							6:30		6:30
Washington, D. C.	Due								7:45		7:45

THROUGH CAR SERVICE

Coaches on all trains except as otherwise noted

NORTHBOUND

No. 50

Parlor Car.... New York to White River Jct., (Buffet north of Springfield).

No. 80

Lounge Car... New York to Springfield.

Parlor Cars... New York to White River Jct. Montreal to Ottawa. Montreal to Ottawa (Cafe). Montreal to Quebec. Montreal to Quebec (Lounge).

Club Dining Car. New York to Springfield.

No. 82—Sundays Only

Lounge Car... New York to Springfield.

Parlor Car... New York to White River Jct. (B & M train No. 79 from Springfield.)

Club Dining Car... New York to Springfield.

No. 168—The Montrealer.

Lounge Car. Washington to Montreal. (Comp.)

Sleeping Cars. Washington to Montreal. New York to Montreal. (8 Sec. 5 Bed R.)

Parlor Car.... Washington to New York. Montreal to Ottawa. Montreal to Ottawa (Cafe). Montreal to Quebec (Lounge).

Dining Car... Washington to New Haven. St. Albans to Montreal. Through Coaches, Washington to Montreal.

No. 172-412.

Sleeping Car... Washington to Springfield. Montreal to Quebec.

Parlor Car.... White River Jct. to Montreal (Club Lounge Dining). Montreal to Ottawa (Cafe).

SOUTHBOUND

No. 59

Lounge Car... Springfield to New York.

Sleeping Car... Quebec to Montreal.

Parlor Cars... Montreal to White River Jct. (Club Lounge Dining). White River Jct. to New York.

Dining Car... Springfield to New York.

No. 71

Lounge Car... Springfield to New York, Sundays.

Parlor Car... Springfield to New York.

Club Dining Car. Springfield to New York, Sundays.

No. 87

Parlor Car.... White River Jct. to New York (Buffet north of Springfield).

Dining Car.... Springfield to New York.

No. 97-95-173

Sleeping Car... Quebec to Montreal. Springfield to Washington, except Saturdays (train 173 from New Haven).

Parlor Car.... Montreal to White River Jct. (Roller Buffet). White River Jct. to Springfield.

No. 169—The Washingtonian

Lounge Car... Montreal to Washington. (Comp.)

Sleeping Cars. Montreal to New York. (8 Sec. 5 Bed R.) Montreal to Washington. Quebec to Montreal. Quebec to Montreal (Lounge). Ottawa to Montreal. Ottawa to Montreal (Cafe). New York to Washington

Dining Car... New Haven to Washington. Through Coaches, Montreal to Washington.

Connection leaves Park Place, Newark: change at Manhattan transfer.

◆ No baggage service on this train.

⊙ Will not run Feb. 22.

⊙ Will run Feb. 22.

⊙ Daily except Sundays.

⊙ Daily except Mondays.

⊙ Daily except Saturdays.

⊙ Daily except Saturdays and Sundays.

f Stops on signal.

g Stops to leave.

h Stops to take.

m By connecting motor Coach.

x Stops to leave from North of Springfield or take for New Haven and points West.

y Stop to leave passengers holding tickets from Windsor and beyond.

z Will stop to leave sleeping car passengers holding tickets from Hartford and beyond.

1-13-35

HELL GATE BRIDGE ROUTE

FROM

Philadelphia, Pittsburgh, Chicago, Baltimore, Washington and Southern Points
For Additional Hell Gate Bridge Service see Tables 51, 53 and 54

TABLE 52			172		46-178		182-10		182-10		182-10		174		176		168	
			Daily		Daily		Daily		Ex. Sun.		Daily		Daily		Daily		Daily	
			P.M.		P.M.		A.M.		A.M.		A.M.		P.M.		A.M.		A.M.	
Sarasota	SAL	ET. Lv												8 20				11 45
St. Petersburg	"	"												9 00				12 24
Belleair (B'view Biltmore Hotel)	"	"												9 43				12 30
Clearwater	"	"												9 55				1 30
Tampa	"	"												11 35				9 50
Miami	"	"												9 00				9 46
Fort Lauderdale	"	"												9 43				10 55
West Palm Beach	"	"												11 00				7 25
Jacksonville	"	"												8 10	10 30			10 30
Savannah	"	"												11 33	2 22			1 55
Columbia	"	"												3 12	6 45			
Pinehurst	NS	"												6 10				
Aberdeen	SAL	"												6 37	11 46			
Southern Pines	"	"												6 42	11 58	5h17		
Durham	D&S	"												7 20				
Raleigh	SAL	"												8 35	2 10			6 52
Richmond, Va. (Main St.)	"	"												12 40	7 25			10 40
Washington, D. C.	RF&PRR	Due												3b40	10 20			1 35
Havana	PAOSSCO	Lv						9A00										
Key West	"	Due						3A15										
Key West	FEERY	Lv						5 40										
Miami	"	"						10 50							11 05			11 30
Fort Lauderdale	"	"						11 29							11 37			12 08
West Palm Beach	"	"						12 40							12 35			1 20
Fort Pierce	"	"						2 13							1 47			2 47
New Smyrna	"	"						5 15							4 07			5 35
Daytona Beach	"	"						5 38							4 24			5 57
Ormond	"	"						5f45							4f31			6f04
St. Augustine	"	"						6 55							5 30			7 10
Jacksonville	"	Due						7 50							6 20			8 00
St. Petersburg	ACL	Lv						9 30							11 05			11 05
Clearwater	"	"						10 06							11 54			11 54
Sarasota	"	"						8 15							10 05			10 05
Bradenton—Manatee	"	"						8 33							10 23			10 23
Tampa	"	"						10 45							11 55			11 55
Lakeland	"	"						11 50							12 50			12 50
Orlando	"	"						1 45							2 24			2 24
De Land	"	"						3 35							3 34			3 34
Jacksonville	"	"						8 10							6 35			9 35
Savannah	"	"						11 25							9 18			
Charleston	"	"						1m10						1 00				
North Charleston	"	"						1 42						4 05				
Augusta, Ga.	"	"						3 50						4f17				
Florence	"	"						7 35						2 05				
Wilmington, N. C.	"	"						6 40						7 35	1 22			1 10
Richmond, Va. (Broad St.)	RF&PRR	Due	3 50					10 15						3 45	7 25			10 25
Washington, D. C.	"	"	6 20					1 05						6 35	10 00			1 00
New Orleans	LANRR CT	Lv	9 00					5 00						9 45				
Mobile	"	"	1 07					9 04						1 42				
Pensacola	"	"	12 45					9c20						9c20				
Flomaton	"	"	3 02					10 57						3 37				
Montgomery	WRYOFA	"	6 20					2 30						6 50				
Atlanta (Term. Sta.)	A&WPRR	Due	11 35					7 20						11 40				
Birmingham	SOU RY	Lv	4 05					11 55						7 00	2 00			11 40
Atlanta (Term. Sta.)	"	Lv	12 01					8 00						12 10	5 30			7 30
Augusta	ET	"												1 30				
Charlotte	"	"	8 25					3 40						8 15	8 30	1 20		3 40
Salisbury, N. C.	"	"	9 35					4 45						9 15	2 30	4 40		4 55
Lynchburg (Kemper St.)	"	"	1 55					9 00						1 55	3 40	6 30		9 40
Washington, D. C.	Due	"	6 40					1 30						6 55	7 05	11 35		3 40
Memphis	CT	Lv						9 15								8 40		
Nashville	NC&SLRY	"						9 30								1 50		
Washington, D. C.	SOU RY ET	Due						1 00								11 35		
Chicago	PENNA CT	Lv												10 30				
Fort Wayne	RR	"												1 35				
Pittsburgh	ET	"						3 15						10 15				
East Liberty	"	"						3b26										
Greensburg	"	"						4 01										
Latrobe	"	"						4 15										
Johnstown	"	"						5 01										
Altoona	"	"						6 17						1 05				
Harrisburg	"	"						9 15						3 57				
Lancaster, Pa.	"	"						9 59										
Washington, D. C.	"	"	8 00					1 40						8 00	12 00			4 25
Baltimore	"	"	8 55					2 42						8 50	12 49			6 17
Wilmington, Del.	"	"	10 16					4 07						10 05	2 06			6 35
Chester	"	"	10 33											10 24				6 51
Philadelphia (Broad St. Sta.)	"	"	11 59					7 00						10 43	2 37			7 11
Philadelphia (30th St. Sta.)	"	"	10 54					4 42						10 53	2 46			7 21
North Philadelphia	"	"	11 04					4 53						11 23				7 51
Trenton	"	"	11 34					7 43						12 17				8 43
Newark, N. J. (Market St.)	"	"	12 23					6 16	8 50	6 42				12 17	3a39			9 00
New York (Penna. Sta.)	Due	"	12 40					6 35	8 52	7 55				12 35	4 17			9 20
New York (Penna. Sta.)	NYNH	Lv	1 00					2 10	9 40	9 40				12 55	4 30			9 20
Stamford	&HRR	Due						10 33	10 33	10 33				1 47	5 16			10 11
South Norwalk	"	"						10 43	10 43	10 43				1 59				
Bridgeport	"	"	2 27					11 02	11 02	11 02				2 18	5 46			10 41
New Haven	Due	"	2 50					11 35	11 35	11 35				2 40	6 07			11 02
New Haven	"	Lv	C8150	C9105	C8150	C9105	1c02	1c02	1c02					C4105	C3357	6143	6152	11 10
Meriden	Due	"	C7131	C9137	C7131	C9137	1c31	1c31	1c31					C4140	C4827	7117	7125	11 36
Berlin (New Britain Jct.)	"	"	C7147	C9149	C7147	C9149	1c42	1c42	1c42					C4151	C4837	7130	7137	
Hartford	Due	"	C8105	C10105	C8105	C10105	1c57	1c57	1c57					C5105	C4851	7144	7151	11 59
Springfield	Due	"	C8155	C11100	C8155	C11100	2c45	2c45	2c45					C6100	C5135	8130	8135	12 46
New Haven	"	Lv	3 00					4 05	11 50	11 50				2 45	6 12			
Saybrook	"	"												3 23				
New London	Due	"	4 04					5 09	12 50	12 50				3 46	7 14			
Westerly	"	"	4 40					5 41	1 20	1 20				4 15	7 44			
Kingston, R. I.	"	"	5 03					6 03						4 35				
Providence	"	"	5 40					6 40	2 11	2 11				5 06	8 35			
Boston Back Bay	"	"	6 45					7 40	3 10	3 10				6 05	9 35			
Boston South Station	Due	"	6 50					7 45	3 15	3 15				6 10	9 40			
			AM		AM		PM		PM		PM		PM		PM		AM	

The Senator

DAILY THROUGH TRAIN
BETWEEN

BOSTON AND WASHINGTON

via
Hell Gate Bridge
Route

Southbound

Lv. Boston . . . 12:00 Noon
Due Washington . . . 9:45 P.M.

Northbound

Lv. Washington . . . 12:00 Noon
Due Boston . . . 9:40 P.M.

Parlor Cars
Observation Car
Diner
Coaches

NO EXTRA FARE

E.T. Eastern Standard Time.
C.T. Central Time.
 † No baggage service on this train.
 ‡ Daily except Sundays.
 § Sundays only.
 Δ Wednesdays and Saturdays only.
C By connecting train; no baggage service.
a By connecting train from Park Place, Newark.
b Miami—Washington sleeper parked until 8 00 A.M.
c By connecting train.
e Train from Newark arrives New York 9 10 A.M. except holidays.
f Stops on signal.
h Stops to take.
m Via motor coach to North Charleston.
z Orlando-Jacksonville sleeper open at 10 00 P.M.

For Parlor, Sleeping and Dining Car Service,
See Pages 6 and 7.

CONNECTICUT RIVER LINE

Via Springfield and Boston and Maine Railroad to White Mountain Points, Lake Sunapee, Sherbrooke and Quebec.

TABLE 53	172-412	50	54	80	82	56
	Ex. Sat.	Ex. Sun.	Daily	Ex. Sun.	Ex. Sun.	Daily
	P.M.	A.M.	N'ON	P.M.	P.M.	P.M.
Washington, D. C. Lv	8400					
Baltimore	8455					
Wilmington	10416					
Philadelphia (B'd St. Sta.)	10454					
North Philadelphia (30th St. Sta.)	11404					
Trenton	11434					
New York Pa. Sta. Due	12140					
New York Pa. Sta. Lv	1100					
New York G. C. T.	9100	12 00		5 00		11 45
Stamford	9110			5 10		11 55
South Norwalk	9150	12 48		5 50		12 37
Bridgeport	10101	12 59				12 50
New Haven Due	2127	10122		6117		1 20
New Haven Lv	2150	10145	1 40	6138		1 42
Meriden	6150	10150	1 44	6143		2 00
Meriden	7135	11118	2 11	7117		35
Berlin (N. B. Jet.)	7147	11129	2 23	7130		49
Hartford	8110	11149	3 48	7150		20
Springfield Due	8155	12123	3 25	8130		03
Springfield Lv	9140	12140	3445	9100		700
Springfield	9155	12153	4103	9115		710
Northampton	10112	1107	4120	9159		745
Greenfield	10135	1135	4149	9176		8118
East Northfield	11109	1155	5126	10132		8100
Keene	12117		6129	10143		9159
Brattleboro	11125	2111	5150	10143		9116
Bellows Falls	12107	2155	6131	11128		10101
Rutland (Rut. R. R.)	2100		8120	1130		1001
Burlington	4110			1130		2100
Montreal (G. N. Rys.)	7115			1135		4110
Claremont Junction	12144	3122	7108	12112	12<12	7115
Newport, N. H.				12112	10<41	10130
Newbury, N. H. (Lake Sun.)				12112		10130
Concord				12112		10130
Windsor, Vt. Due	1100	3140	7125	12134	12<34	10147
White River Jct. Lv	1123	4105	7150	12134	12<34	10147
White River Jct.	1145			12134	12<34	10147
Nor. Vt. & H. ver. N. H. Due	1154			12134	12<34	10147
Fairlee	2110			12134	12<34	10147
Fairlee	2116			12134	12<34	10147
Bradford	2159			12134	12<34	10147
Concut	2145			12134	12<34	10147
Newbury, Vt.	2151			12134	12<34	10147
Wells River				12134	12<34	10147
Woodsville Due	3110			12134	12<34	10147
Woodsville Lv	3120			12134	12<34	10147
Lisbon Due	3140			12134	12<34	10147
Sugar Hill				12134	12<34	10147
Littleton and Bethlehem	4102			12134	12<34	10147
Whitefield	4123			12134	12<34	10147
Twin Mountain				12134	12<34	10147
Fabyan				12134	12<34	10147
Bretton Woods				12134	12<34	10147
Jefferson Due	4158			12134	12<34	10147
Lancaster, N. H. Due	5110			12134	12<34	10147
Woodsville Lv				12134	12<34	10147
Wells River				12134	12<34	10147
St. Johnsbury Due				12134	12<34	10147
Lyndonville				12134	12<34	10147
Barton				12134	12<34	10147
Newport, Vt.				12134	12<34	10147
North Hatley				12134	12<34	10147
Lennoxville				12134	12<34	10147
Sherbrooke				12134	12<34	10147
Quebec (Palais Sta.) Due				12134	12<34	10147

TABLE 53	71	71	87	59	99	99	101
	Ex. Sat.	Sat. only	Ex. Sun.	Ex. Sun.	Daily & Sun.	Sat. only	Sun. only
	P.M.	P.M.	A.M.	A.M.	P.M.	A.M.	P.M.
Quebec (Palais Sta.) Lv	4405	4803					
Sherbrooke	9445	9845				7850	
Lennoxville	9454	9854				8008	
North Hatley	10414	10814				8837	
Newport, Vt.	12011	12401	6 45		11 55	11 55	11 55
Barton	12011	12401	7 14		12 22	12 22	12 22
Lyndonville	1110	1150	7 57		1 03	1 03	1 03
St. Johnsbury	1127	1127	8 20		1 20	1 20	1 20
Wells River Due	2110	2110	9 03		2 00	2 00	2 00
Woodsville Due			9 10		2 05	2 05	2 05
Lancaster, N. H. Lv			8 18		12 14	12 14	12 11
Jefferson			8 21		12 41	12 41	
Bretton Woods							
Fabyan							
Twin Mountain							
Whitefield			8 58		1 04	1 04	1 04
Littleton and Bethlehem			9 20		1 28	1 28	1 10
Sugar Hill			9 35				
Lisbon			9 45		1 47	1 47	1 30
Woodsville Due			10 03		2 05	2 05	1 50
Woodsville Lv			10 13		2 45	2 45	2 40
Wells River	2120	2120					
Newbury, Vt.			10 24		2 55	2 55	2 50
Concord			10 29		3 01	3 01	2 56
Bradford	12139	12139	10 36		3 09	3 09	3 04
Fairlee	12150	12150	10 47		3 31	3 31	3 26
Thetford			11 06		3 47	3 47	3 42
Nor. Vt. & H. ver. N. H.			11 24		4 05	4 05	4 00
White River Jct. Due	3130	3130	11 35		4 15	4 15	4 10
White River Jct. Lv	3150	3150	7130	12 05	2 50	6 30	6 50
Windsor, Vt.	4123	4123	7155	12 29	3 13	6 57	7 15
Concord	6116	7145		10 05			
Newbury, N. H. (Lake Sun.)	7136	9105		11 27			
Newport, N. H.	8104	9135		11 52			
Claremont Junction	4141	4141	8110	12 47	3 27	7 15	7 30
Montreal (G. N. Rys.)	9430	9830		9 25			
Burlington (Rut. R. R.)	12110	12110		12 20	2 00	2 00	2 00
Rutland	2100	2100		2 21	5 40	5 40	5 40
Bellows Falls	5117	5117	8145	1 20	3 56	7 51	8 00
Brattleboro	5156	5156	9131	2 00	4 33	8 30	8 39
Keene			8 50		3 40		3 40
East Northfield	16112	16112	9155	2 19	4 48	8 50	8 54
Greenfield	6145	10138	2 48	5 1	9 27	9 50	9 20
Northampton	7120	11110	3 13	5 36	9 57	9 57	9 45
Holyoke	7138	11126	3 26	5 50	10 13	10 13	10 01
Springfield Due	8102	11143	3 43	6 10	10 32	10 32	10 20
Springfield Lv	8110	8110	12 45	4 05	6 35	11 45	12 45
Hartford Due	8155	8155	11 19	4 40	7 08	12 20	1 25
Berlin (N. B. Jet.)	9115	9115	11 38	5 00	7 27	1 05	1 05
Meriden	9127	9127	11 49	5 13	7 40	1 17	2 05
New Haven Due	9155	9155	2 18	5 45	8 06	2 10	2 40
New Haven Lv	10100	10100	2 24	5 50	8 15	2 30	3 10
Bridgeport Due	10122	10122	2 46	6 16	8 38	2 55	3 85
South Norwalk	10141	10141	3 07	6 36	8 58	3 29	4 07
Stamford	10152	10152	3 17	6 49	9 10	3 52	4 21
New York 125th St. Due	11129	11129	83154	7 29	94 549	94 49	95 04
New York G.C.T. Due	11140	11140	4105	7 40	10 00	5 00	5 15
New York Pa. Sta. Due							
New York Pa. Sta. Lv							
Trenton							
North Philadelphia (30th St. Sta.)							
Philadelphia (B'd St. Sta.)							
Wilmington							
Baltimore							
Washington, D.C. Due							

THROUGH CAR SERVICE

Coaches on all trains except as otherwise noted

NORTHBOUND	
No. 50	
Parlor Car	New York to White River Jct. (Buffet north of Springfield).
No. 54	
Lounge Car	New York to Springfield.
Parlor Car	New York to Springfield.
Dining Car	New York to Springfield.
No. 56	
Sleeping Cars	New York to Springfield.
	New York to White River Jct.
No. 80	
Lounge Car	New York to Springfield.
Sleeping Car	New York to Sherbrooke, Fridays.
Parlor Car	New York to Springfield.
	New York to White River Jct.
	Sherbrooke to Quebec. (Cafe)
Club Dining Car	New York to Springfield.

SOUTHBOUND	
No. 82—Sundays only	
Lounge Car	New York to Springfield.
Parlor Car	New York to White River Jct. (B. & M. train No. 79 from Springfield).
Club Dining Car	New York to Springfield.
No. 172-412.	
Sleeping Car	Washington to Springfield.
No. 51	
Parlor Cars	Springfield to New York.
Club Dining Car	Springfield to New York.
No. 59	
Lounge Car	Springfield to New York.
Parlor Car	White River Jct. to New York.
	Springfield to New York.
Dining Car	Boston to New York.

No. 71	
Lounge Car	Springfield to New York, Sundays.
Sleeping Car	Sherbrooke to New York, Sundays.
Parlor Car	Springfield to New York.
	Quebec to Sherbrooke. (Cafe)
Club Dining Car	Springfield to New York, Sundays.
No. 87	
Parlor Car	White River Jct. to New York (Buffet north of Springfield).
Dining Car	Springfield to New York.
No. 99	
Sleeping Cars	White River Jct. to New York.
	Springfield to New York except Saturdays.
	No baggage service, Springfield to New York.
No. 101	
Sleeping Cars	White River Jct. to New York.
	Springfield to New York.
	No baggage service, Springfield to New York.

Sleeping cars are ready for occupancy and may be occupied as follows: At New York ready at 10.00 p. m. and may be occupied until 7.30 a. m. At Springfield ready at 10.00 p. m. (from north of Springfield on arrival) and may be occupied until 8.30 a. m., Greenfield and White River Jct. cars may be occupied until 6.45 a. m.

When regular trains are operated in two sections, the Coach section will not have a Dining Car.

♦ No baggage service on this train.
 † Daily, except Saturdays.
 ‡ Daily, except Sundays.
 § Daily, except Saturdays.

‡ Daily, except Saturdays and Sundays.
 § Daily,

Locate Your Plant or Warehouse in a Rich Market Area

STRONG purchasing power - - moderate industrial costs - - unsurpassed distributing facilities - - efficient transportation systems - - all these are available in the territory served by The New Haven Railroad.

Develop and expand your business in this fertile, responsive market where 22% of the country's population *lives and buys* within a 250 mile radius.



**MANUFACTURE
DISTRIBUTE
SELL**
*in
Southern New England*

FOR FURTHER INFORMATION
ADDRESS
P. E. Benjamin,
Industrial Agent,
Boston, Mass.

or any Freight Traffic Representative shown
on Page 4 of this Time Table. 1-16-35

STATE OF MAINE AND BAR HARBOR LINES—MARITIME PROVINCES

VIA WORCESTER

TABLE 54		124	
		Daily	
		P.M.	
Washington, D.C.	PENNA. LV		
Baltimore	R.R. Due		
Philadelphia (30th St. Sta.)	"		
North Philadelphia	"		
Trenton	"		
Newark (Market St.)	"		
New York (Penna. Sta.)	Due		
New York (Penna. Sta. & N.Y.N.H. & H.R.R. 125th St.)		9 00	
Stamford		9h10	
South Norwalk		9 52	
Bridgeport		10 03	
New Haven	Due	10 23	
New Haven	LV	10 46	
New London		10 55	
Norwich, Conn.		12 02	
Putnam		12 30	
Webster		1 23	
Worcester	Due	1 38	
Worcester	LV	2 10	
Ayer	B & M. Due	2 25	
Lowell	R.R. Due	3 11	
Lowell	Due	3 38	
Lowell	LV	8 50	7 07
Nashua	Due	4 09	7 33
Manchester, N. H.		4 43	8 05
Concord		5 20	8 42
Tilton		6 02	11 30
Laconia		6 20	11 46
Lakeport		6 27	
Wells		6 37	
Meredith		6 47	12 04
Ashland		7 04	12 18
Plymouth, N. H.	Due	7 14	12 25
Lowell	LV	8 48	
Andover, Mass.	Due	4 11	
Lawrence		4 16	
Haverhill		4 33	
Exeter		4 56	
Dover, N. H.		5 16	
Wells Beach		5 48	
Kennebunk		5 55	
Biddeford		6 10	
Old Orchard Beach			
Scarboro Beach			
Portland, Me.	Due	6 35	
Portland, Me.	M.C. LV	7 10	7 00
Brunswick, Me.	R.R. Due	8 02	7 55
Bath		8 31	8 22
Wiscasset		9 00	8 45
Newcastle		9 15	9 01
Waldoboro		9 47	9 25
Thomaston, Me.		10 16	9 51
Rockland, Me.	Due	10 25	10 00
Portland, Me.	LV	7 00	
Danville Jet. (Poland Spg)	Due	7 56	
Rumford Jct.		8 07	
Poland		8 24	
Mechanic Falls		8 34	
Canton, Me.		9 21	
Rumford		9 53	
Bemis	Due	11 25	
Oquossoc	Due	11 45	
Portland, Me.	LV	7 00	7 10
Danville Jet. (Poland Spg)	Due	7 58	8 02
Winstrop		8 19	8 17
Readfield		9 05	
Belgrade		9 17	
Oakland		9 30	
Waterville, Me.		9 48	
Bangor	Due	9 55	
Bangor	B.&A. LV		
Greenville	R.R. Due		
Portland, Me.	M.C. LV	7 10	7 00
Brunswick	R.R. Due	8 02	7 55
Gardiner		9 00	8 51
Augusta		9 28	9 12
Waterville, Me.		9 55	9 48
Bangor	Due	11 40	11 30
Bangor	LV	4 05	
Ellsworth	Due	5 09	
Ellsworth	Motor LV	5 20	
Bar Harbor	Coach Due	6 10	

TABLE 54		125	
		Daily	
		A.M. P.M.	
Bar Harbor	Motor LV	10 10	
Ellsworth	Coach Due	11 00	
Ellsworth	M. C. LV	11 30	
Bangor	R. R. Due	12 35	
Bangor		10 10	1 10
Waterville, Me.		10 35	3 10
Augusta		10 55	3 30
Gardiner		11 20	3 54
Brunswick		11 35	4 13
Portland, Me.	Due	12 20	5 10
Greenville	B.&A. LV		
Bangor	R.R. Due		
Bangor	M.C. LV		
Waterville, Me.	R.R. Due		
Oakland			
Belgrade			
Readfield			
Winstrop			
Lewiston			
Danville Jet. (Poland Spg)			
Portland Me.	Due		
Oquossoc	LV	12 45	
Bemis		1 06	
Rumford		1 20	
Canton, Me.		1 34	
Mechanic Falls		1 42	
Poland		1 50	
Rumford Jct.		4 14	
Danville Jet. (Poland Spg)		4 20	
Portland, Me.	Due	5 10	
Rockland, Me.	LV	5 25	2 40
Thomaston, Me.		5 35	2 50
Waldoboro		6 00	3 15
Newcastle		6 23	3 38
Wiscasset		6 36	3 51
Bath		7 00	4 16
Brunswick		7 26	4 43
Portland, Me.	Due	8 20	5 30
Portland, Me.	B. & M. LV		9 05
Scarboro Beach	R. R.		
Old Orchard Beach			
Biddeford			
Kennebunk			
Wells Beach			
Dover, N. H.			
Exeter			
Haverhill			
Lawrence			
Andover, Mass.			
Lowell	Due	11 58	
Plymouth, N. H.	LV	6 26	
Ashland		6 37	
Meredith		6 55	
Lakeport		7 03	
Laconia		7 10	
Tilton		7 16	
Concord		7 36	
Manchester, N. H.		8 15	
Nashua		8 37	
Lowell	Due	9 00	
Lowell	LV	9 30	
Lowell	LV	12 10	
Ayer		12 43	
Worcester	Due	1 35	
Worcester	N. Y. N. H. & H. R. R. LV	2 05	
Webster	Due	n2v36	
Putnam		2v51	
Norwich, Conn.		3 43	
New London		4 17	
New Haven	Due	5 25	
New Haven	LV	5 35	
Bridgeport		5 58	
South Norwalk			
Stamford		6 26	
New York (125th St. G. C. T.)		7 09	
New York (Penna. Sta.)	Due	7 20	
New York (Penna. Sta.)	PENNA. LV		
Newark (Market St.)	R.R. Due		
Trenton			
North Philadelphia			
Philadelphia (30th St.)			
Wilmington, Del.			
Baltimore			
Washington, D. C.			

Through Car Service

EASTBOUND

No. 124—State of Maine Express

Lounge Car... New York to Portland.
 Sleeping Cars... New York to Concord, except Saturdays (leave Lowell 7.07 a.m.).
 New York to Portland (Sec. and D. R.).
 New York to Portland (D. R. and comp.).
 Coaches... Between all points.
 Through coaches, New York to Portland.
 Portland Sleeping Cars may be occupied until 8.00 a. m.

WESTBOUND

No. 125—State of Maine Express.

Lounge Car... Portland to New York.
 Sleeping Cars... Portland to New York (Sec. and D. R.).
 Portland to New York (D. R. and Comp.).
 Concord to New York, except Saturdays.
 Coaches... Between all points.
 Through coaches, Portland to New York.

Excellent Meals

Pleasing Service

AT FOLLOWING STATION RESTAURANTS

Bridgeport

New Haven

Hartford

New London

Providence

Operated by
THE NEW HAVEN R. R.

† Daily except Sundays.
 ‡ Sundays only.
 < Mondays only.
 § Fridays only.
 © Stops to leave from New York.

a Receives passengers for Nashua and beyond or for Portland and beyond.
 d Stops to leave from Portland and beyond.
 e Stops to leave from New Haven or beyond.
 f Stops on signal.

g Stops to leave.
 h Stops to take.
 n Stops on signal to take for New York.
 v No baggage service at this point.

The MONTREALER

OVERNIGHT TRAIN TO MONTREAL • OTTAWA • QUEBEC

You see them every evening in Pennsylvania Station—the knowing travelers who choose this famous overnight train to Canada. Successful business men . . . leisured pleasure-seekers . . . people prominent in public and social life—all take this modern train as a matter of course.



Daily from
Pennsylvania Station
via
Hell Gate Bridge Route
Connecticut River-
Green Mountains Line

NORTHBOUND

Lv. New York (Penna. Station)	9.20 P. M.
Lv. Stamford	10.11 "
Lv. Bridgeport	10.41 "
Lv. New Haven	11.10 "
Lv. Meriden	11.36 "
Lv. Hartford	12.03 A. M.
Due Montreal (Bonaventure Sta.)	8.40 "
<hr/>	
Due Ottawa	12.10 P. M.
Due Quebec	2c00 "

c—By connecting train.

SOUTHBOUND

Lv. Quebec	1.30 P. M.
Lv. Ottawa	4a30 "
<hr/>	
Lv. Montreal (Bonaventure Sta.)	8.20 "
Due Hartford	5.00 A. M.
Due Meriden	5.24 "
Due New Haven	5.49 "
Due Bridgeport	6.22 "
Due Stamford	6.48 "
Due New York (Penna. Station)	7.50 "

a—Sundays leave Ottawa 3.35 P.M.

Lounge Car—Dining Car

Compartments—Pullman Berths—Private Bedrooms

THE NEW HAVEN R. R.

THE NEW ENGLAND STEAMSHIP COMPANY

TABLE 55—FALL RIVER LINE

Steamer Schedule—Daily

Westbound			Eastbound		
Fall River Wharf	Lv.	7 30 P.M.	New York, Pier 14, North River (foot of Fulton St.)	Lv.	5 30 P.M.
Newport	Due	9 00 P.M.	Newport	Due	4 00 A.M.
New York, Pier 14, North River (foot of Fulton St.)	Due	7 00 A.M.	Fall River Wharf	Due	5 30 A.M.

RAIL AND MOTOR CONNECTIONS AT FALL RIVER WHARF

Connections from and to Boston

Connections from and to Plymouth and Cape Cod Points

Read Down						Read Up					
Ex. Sun.	Sun. only	Ex. Sun.	Sun. only	Ex. Sun.	Sun. only	Ex. Sun.	Sun. only	Ex. Sun.	Sun. only	Ex. Sun.	Sun. only
P.M.	P.M.	P.M.	P.M.	P.M.	P.M.	P.M.	P.M.	P.M.	P.M.	P.M.	P.M.
6 00	5 10	6 05	5 05	8 06	9 05	8 30	9 10	8 30	9 10	8 30	9 10
6 08	5 18	6 13	5 13	8 14	9 13	8 38	9 18	8 34	9 14	8 34	9 14
6 55	6 05	6 55	6 05	7 40	8 40	7 40	8 40	7 40	8 40	7 40	8 40
7 22	6 30	7 22	6 30	7 14	8 14	7 14	8 14	7 14	8 14	7 14	8 14
7 25	6 35	7 25	6 35	7 10	8 10	7 10	8 10	7 10	8 10	7 10	8 10
P.M.	P.M.	P.M.	P.M.	P.M.	P.M.	P.M.	P.M.	P.M.	P.M.	P.M.	P.M.

TABLE 56 PROVIDENCE LINE Steamers Schedule—Daily

Read Down Eastbound				Read Up Westbound			
Ex. Sun.	Daily	Ex. Sun.	Daily	Ex. Sun.	Daily	Ex. Sun.	Daily
⊕ A.M.	⊕ A.M.	⊕ A.M.	⊕ A.M.	⊕ A.M.	⊕ A.M.	⊕ A.M.	⊕ A.M.
6 00	7 00	6 45	5 55	7 03	6 56	7 20	7 20
5 30	6 30	5 25	4 35	6 53	6 46	7 17	7 17
7 22	8 22	7 17	6 27	6 43	6 36	7 07	7 07
7 35	8 35	7 30	6 40	6 22	6 15	6 46	6 46
8 10	9 10	8 05	7 15	5 42	6 04	6 35	6 35
8 15	9 15	8 10	7 20	5 38	6 00	6 31	6 31
P.M.	P.M.	P.M.	P.M.	P.M.	P.M.	P.M.	P.M.

Reduced Fares for Week End Tickets

BOSTON and

OAK BLUFFS--NANTUCKET

Tickets good going from 6:00 A.M., Friday to 12:00 Noon Sunday immediately following and returning up to 12:00 Midnight, Monday immediately following date of purchase.

5-TRIP TICKETS

Good for 6 Months Period Between Above Points

For complete information consult ticket agents

Restful Voyages

Via the Famous Inland Water Route

New England Steamship Line

Your trip through the protected waters of Long Island Sound, is certain to be calm and restful.

Unexcelled opportunities for whiling away the hours in real comfort—spacious lounges, writing rooms, dining salons, card rooms and smoking rooms.

A clean white bed beckons invitingly for a night of refreshing slumber. Hot and cold running water in each cozy stateroom.

FALL RIVER LINE PROVIDENCE LINE

⊕ Will not run Feb. 22.
 * Will not run Feb. 22 or Apr. 19.
 † Runs Feb. 22 and April 19 only.
 ‡ Daily except Sundays

§ Sundays only.
 †† Has Parlor Car.
 c By connecting train.

d Leaves Fox Point Wharf 7 30 A.M.
 m By connecting Motor Coach.
 w Arrives Fox Point Wharf 7 30 P.M.

NEW BEDFORD—WOODS HOLE AND MARTHA'S VINEYARD AND NANTUCKET

TABLE 60	Sun. only	Ex. Sun.	Ex. Sun.	Ex. Sun.	Fri. & Sat. only	Sun. only	Runs Feb. 22 and Apr. 19 only			TABLE 60					Runs Feb. 22 and Apr. 19 only			
	AM.	*AM.	*PM.	*PM.	PM.	PM.	AM.	PM.	PM.	AM.	*AM.	AM.	*PM.	PM.	PM.	AM.	AM.	PM.
New Bedford, Lv	10:40	10:30	12:45			6:30	8:45	2:30	5:45	Nantucket, Lv	6:30				2:00		6:30	1:15
Woods Hole, Due	11:25	11:55	2:05	4:20	7:05	7:45	10:00	4:00	7:05	Edgartown, Due	a	a		a		a	a	
Oak Bluffs, Due	a	a	2:50	b	7:05	8:30	10:45	4:45	7:45	Vineyard Haven, Due	6:10	a	9:30	3:30	5:00	6:10	a	
Vineyard Haven, Due	a	a	b	5:05	7:05	8:30	a	a	7:45	Oak Bluffs, Due	8:45				4:15	6:55	8:45	
Edgartown, Due	a	a	b							Woods Hole, Due	6:55	9:30	10:15	4:15	6:05	6:55	9:30	
Nantucket, Due	1:45	3:30					1:00	7:15		New Bedford, Due	8:15	11:10			6:25	8:15	11:10	
	PM.	PM.	PM.	PM.	PM.	PM.	PM.	PM.	PM.		AM.	AM.	AM.	PM.	PM.	AM.	AM.	PM.

— RAIL CONNECTIONS VIA NEW BEDFORD —
For Complete Steamboat Service See Table 60

TABLE 61					TABLE 61				
	AM.	*AM.	PM.	PM.		AM.	*AM.	PM.	PM.
Boston South Station, Lv	6:35	8:35	12:25		Nantucket (Steamer), Lv			1:15	2:00
Taunton Back Bay, Due	6:39	8:40	12:29		Edgartown (Motor Coach), Due	6:10	a	a	a
New York (Pier 14, N.R.), F. R. L. Str., Lv	5:30	5:30			Vineyard Haven (Steamer), Due			a	a
Fall River, Due	5:30	5:30			Oak Bluffs, Due			8:45	3:30
Fall River Wharf (Train), Lv	7:10	7:10			Woods Hole, Due	6:55	9:30	4:15	5:00
Taunton, Due	7:40	7:40			New Bedford, Due	8:15	11:10	5:30	6:25
Taunton, Lv	7:46	9:40	1:27		New Bedford, N.B. Line Str., Lv				
New Bedford, Due	8:17	10:10	1:57		New York (Pier 14, N.R.), Due				
New Bedford Wharf, Due	8:30	10:20	2:10		New Bedford Wharf (Motor Lv	8:30	11:10		6:25
Fall River Wharf (Motor Coach), Lv	7:30	9:30			New Bedford Term. Coach), Due	8:40	11:10	5:40	6:40
New Bedford Wharf, Due	8:05	10:05			Fall River Term. Coach), Due	9:15	11:45	6:15	7:15
New Bedford Wharf, Due	8:10	10:10			New Bedford Wharf, Due			11:17	5:50
New York (Pier 14, N.R.), N.B. Line Str., Lv					New Bedford, Due			11:27	6:15
New Bedford, Due					Taunton, Due			11:57	6:44
New Bedford (Steamer), Lv	8:45	10:30	2:30		Taunton, Lv				6:55
Woods Hole, Due	10:00	11:55	4:00		Fall River Wharf, Due				7:25
Oak Bluffs, Due	10:45	12:45	4:45		Fall River (F. R. L. Str.), Lv				7:30
Vineyard Haven, Due	a	a	a		New York (Pier 14, N.R.), Due				7:00
Edgartown (Motor Coach), Due	1:00	3:30	7:15		Taunton, Lv			11:57	6:49
Nantucket (Steamer), Due					Boston Back Bay, Due			12:50	7:40
	PM.	PM.	PM.	PM.	Boston South Station, Due			12:55	7:45

— RAIL CONNECTIONS VIA WOODS HOLE —

TABLE 61					TABLE 61				
	AM.	*AM.	PM.	PM.		AM.	*AM.	PM.	PM.
Boston, South Station, Lv	8:30	8:30	1:30	4:47	Nantucket (Steamer), Lv			6:30	1:15
Brookton, Due	9:02	9:06	2:07	5:19	Edgartown, Due	6:10	a	a	a
Bridgewater, Due	9:12	9:18	2:18	5:30	Vineyard Haven, Due			3:30	a
Middleboro, Due	9:25	9:34	2:35	5:43	Oak Bluffs, Due			8:45	3:30
Buzzards Bay, Due	9:58	10:25	3:15	6:25	Woods Hole, Due	6:55	9:30	4:15	4:15
Woods Hole, Due	10:35	11:10	3:50	7:02	Woods Hole (Train), Lv				4:15
New York, G. C. T., Lv					Fall River Whf., Due				7:25
New Haven, Due					New York, F. R. L. Str., Due				7:00
Woods Hole, Due					Woods Hole, Lv				
New York, F. R. L. Str., Lv	5:30	5:30			New Haven, Due				
Fall River Whf. (Train), Lv	7:10	7:10			New York, G. C. T., Due				
Woods Hole, Due	10:35	11:10			Woods Hole, Lv	7:05	9:35	4:15	4:15
Woods Hole (Steamer), Lv	10:40	11:55	4:20	7:05	Buzzards Bay, Due	8:13	10:50	5:25	5:25
Oak Bluffs, Due	11:25	12:45	4:45	7:50	Middleboro, Due	8:26	11:06	5:36	5:36
Vineyard Haven, Due	a	a	b	7:45	Brookton, Due	8:38	11:19	5:50	5:50
Edgartown, Due	a	a	b		Boston, South Station, Due	9:10	11:52	6:25	6:25
Nantucket, Due	1:45	3:30				AM.	AM.	PM.	PM.

Δ Will run Feb. 22 and April 19.
 * Daily except Saturdays.
 † Daily except Saturdays and Sundays.
 ‡ Daily except Mondays.
 < Mondays only.
 ◇ Fridays and Saturdays only (except Friday, April 19), also runs Thurs., Feb. 21 and Thurs., April 18.

Due Feb. 23 and April 20.
 * Will not run Feb. 22 and April 19.
 ‡ Lv. Feb. 21 and April 18, only.
 § Sundays only.
 a Connecting Motor Coach to or from Oak Bluffs.
 b Connecting Motor Coach to or from Vineyard Haven.
 k Runs to or from New Bedford Wharf when there are island passengers

**Drive Up to the Steamer—Place Your Car on Board
and Forget All About Highway Congestion**

Many motorists will tell you that the secret of a successful business trip or a carefree pleasure jaunt lies in utilizing this facility of water transportation. The New England Steamship Lines, operating through Long Island Sound, offer low rates for automobiles, depending on size of car and number of passengers.

Effective January 13, 1935

*The New York
New Haven
and Hartford*
RAILROAD CO.

Time Tables

Eastern Standard Time

TRAVEL VIA THE
SHORE LINE
ROUTE OF THE
YANKEE CLIPPER
MERCHANTS LIMITED