

5541



INFORMATION REPORT INFORMATION REPORT

CENTRAL INTELLIGENCE AGENCY

This material contains information affecting the National Defense of the United States within the meaning of the Espionage Laws, Title 18, U.S.C. Secs. 793 and 794, the transmission, or revelation of which in any manner to an unauthorized person is prohibited by law.

S-E-C-R-E-T




COUNTRY	USSR	REPORT NO.	
SUBJECT	Field Service Regulations of the Armed Services of the USSR (Corps-Division) (1948)	DATE DISTR.	31 May 1955
		NO. OF PAGES	247
DATE OF INFO.	February 1949	REQUIREMENT NO.	RD
PLACE ACQUIRED	USSR	REFERENCES	
DATE ACQUIRED	Early 1955		

SOURCE EVALUATIONS ARE DEFINITIVE. APPRAISAL OF CONTENT IS TENTATIVE.

SOURCE: A usually reliable source Appraisal of Content: Documentary.


- Attached is a copy of a translation of a Soviet Army manual, Field Service Regulations of the Armed Services of the USSR (Corps-Division), published by the Military Printing Office, Ministry of the Armed Forces of the USSR, Moscow, in February 1949, with an order of the (then) Minister of the Armed Forces of the USSR, Marshal of the Soviet Union Bulganin, dated 28 December 1948, which made these regulations effective.
- As far as source knows, no subsequent revision of this manual has been published and these regulations were still in effect in the Soviet Army as of the end of 1954.

3.



APPROVED FOR RELEASE  
 HISTORICAL  
 COLLECTIONS DIVISION  
 HR-70-14  
 4-18-2012

S-E-C-R-E-T



STATE	ARMYEv 60	NAVYEv 40	AIREv 30	FBI	AEC	2
-------	-----------	-----------	----------	-----	-----	---

(Note: Washington distribution indicated by "X"; Field distribution by "#")

~~SECRET~~

**FIELD SERVICE REGULATIONS  
OF THE ARMED SERVICES  
OF THE USSR  
(CORPS - DIVISION)**



~~SECRET~~

~~S-E-C-R-E-T~~

MINISTRY OF THE ARMED FORCES  
OF THE UNION SSR

SECRET

(SEAL)

FIELD SERVICE REGULATIONS  
OF THE ARMED SERVICES  
OF THE UNION SSR

(CORPS - DIVISION)

MILITARY PRINTING OFFICE  
MINISTRY OF THE ARMED FORCES OF THE UNION SSR  
MOSCOW

~~S-E-C-R-E-T~~

~~S-E-C-R-E-T~~

[In the original Russian text this was a blank page between the cover page and the Order.]

[Parentheses in the following translation represent parentheses in the original text. Usually they are used to indicate that the doctrine for the first unit mentioned is the same for the unit mentioned in the parentheses.]

In other respects, too, the format of the translation follows as closely as possible the format of the original Russian text, except for pagination.

In the translation, additions in square brackets are insertions by the translators or editors, either explanatory words in English or transliterations of the original Russian text.

It should be noted that Soviet Army nomenclature as applied to tactical units is peculiar in that it has no single word for "unit", but uses four different terms, depending on the size and relative independence of the unit. There is no exact English equivalent for any of these terms. This peculiarity has caused considerable awkwardness in translating the terms. Three of these terms have been used in the present text:

- a. Soyedineniye is used by the Soviet Army to refer to a corps, a division, or a brigade. The components may be of a single arm or of various arms and services. In this translation, the term soyedineniye has been translated as "large unit".
- b. Chast is used by the Soviet Army to designate any unit of regimental or smaller size that is administratively self-contained and separately numbered, e.g., a rifle regiment, engineer battalion of a rifle division, or corps signal battalion. In this translation, the term chast has been translated as "unit".
- c. Podrazdeleniye is used by the Soviet Army to refer to a subunit of a chast. It is a unit which cannot be fully identified numerically except by reference to the larger unit of which it is a component, e.g., battalions, companies, and platoons of a rifle regiment; the battalions and batteries of an artillery regiment; the companies of an engineer or signal battalion. In this translation, the term podrazdeleniye has been translated as "small unit".

The Table of Contents is given at the end of the translation, as it appears in the original Russian text.]

~~S-E-C-R-E-T~~



~~S-E-C-R-E-T~~

O R D E R  
OF THE MINISTER OF THE ARMED FORCES  
OF THE UNION SSR  
No. 0138

28 December 1948

Moscow

---

Contents: The putting into effect of the Field Service Regulations of the Armed Forces of the Union SSR (corps - division)

---

1. The Field Service Regulations of the Armed Forces of the Union SSR (corps - division) set forth herein are now in effect.
2. The Temporary Field Service Regulations of the RKKA [Workers' and Peasants' Red Army], 1936, are herewith superseded.

Minister of the Armed Forces  
of the Union SSR  
Marshal of the Soviet Union

BULGANIN

~~S-E-C-R-E-T~~

S-E-C-R-E-T

## CHAPTER I

## PRINCIPLES OF COMBINED ARMS COMBAT

1. Combat is the only means by which victory can be achieved. It is only through combat that the forces and materiel of the enemy can be destroyed, and his capacity to resist crushed.

Every action of each commander must be permeated with the will to achieve victory. The determination to defeat the enemy must be unswerving, and it must be carried to conclusion. It is the duty of the commander to instill this resoluteness in all his subordinates.

2. Modern combat is a combined arms combat. It is characterized by the mass employment of armed forces and combat equipment. Success in modern combat is obtained by the joint efforts of all arms.

3. The coordination of all arms and adjacent units is the basic condition for the achievement of success in combat.

The essence of coordination in combat consists of coordinated combat efforts according to purpose, time, and locale, and mutual assistance among large units [soyedineniya] and units [chasti] of all arms and adjacent units.

4. Combat operations are deployed on a broad front and to a great depth, and they are distinguished by the decisive nature and rapidity of their development.

Operations which are designed to encircle and destroy the enemy and to seize his equipment are viewed as the most significant feature of combined arms combat.

Modern combat requires that the armed forces be extremely well trained and highly mobile and that they know how to exploit the full might of combat equipment. Each member of the armed forces must know and understand his combat mission, and he must demonstrate courage, initiative, and combat toughness. Commanders and staffs are further required to possess a high degree of creative ability in the preparation, organization, and conduct of combat.

5. Modern combat requires the armed forces to make the fullest use of their moral and physical strength. They must also exhibit an unyielding will to victory, iron discipline, organization, and combat cohesion.

In order to achieve this the commander must:

- know his subordinates through personal contact with them; pay attention to their everyday combat life and needs; be highly demanding of his subordinates; correctly appraise their actions; and constantly strive to improve their combat and political training;

- imbue his subordinates with an unlimited devotion to the Socialist Fatherland and the Soviet Government; imbue them with faith in the righteousness of our cause and of conscious fulfillment of military duty; and instill in them a hatred of the enemy and a readiness, in the name of victory, to fight him to the last drop of blood;

S-E-C-R-E-T

~~S-E-C-R-E-T~~

- develop in his subordinates, on the basis of the combat traditions of the Soviet Army and the Soviet Navy, stability, courage, daring, and readiness to achieve victory in every instance and at any price.

6. Offensive combat. This is the basic type of combat operations. Only a resolute attack, concluded by encirclement, leads to the full destruction or capture of the enemy.

However, the armed forces may be compelled, in certain directions, to be on the defensive. This usually occurs when an offensive becomes impossible or inadvisable, as well as when it is necessary to insure an offensive action in other, more important, directions.

The defense must be impregnable and active; and it must be capable of wearing down the enemy's forces and of creating favorable conditions for a decisive offensive action.

7. There should be no conventional pattern in the manner of conducting combat. When combat operations are conducted in the same pattern, they are quickly identified by the enemy, thus permitting him to take appropriate countermeasures.

By employing new combat tactics which surprise the enemy or by hitting in directions where, because of the situation, the enemy least expects an attack, noteworthy results may be obtained.

8. Victory in combat is achieved by decisive offensive operations in which superior forces and means are employed in the main direction. In order to carry out such offensive operations, the following are necessary:

- active and continuous reconnaissance, which makes it possible to assess the strong and weak points of the enemy, and which helps to predict the nature of future operations;

- a correct decision, a detailed preparation and organization of combat, and the skillful execution of that decision;

- active, daring, and enterprising performance on the part of all troops, high morale among them, and a resolute will to victory;

- continuous coordination among large units and units of all arms and adjacent units;

- concealed concentration of troops and a skillful organization of their combat formation;

- replenishment, in the course of combat, of second echelons and reserves;

- massive use of artillery, tanks, and aviation;

- skillful maneuver of troops in combat;

- suddenness of operations;

- rigid and constant control over troops;

~~S-E-C-R-E-T~~

S-E-C-R-E-T

- skillful utilization of engineer development of the terrain;
- steady and timely supply of the troops with everything necessary for the conduct of combat.

9. Success always goes to the one who is bold in combat, who continually exhibits initiative, and who seizes and keeps the initiative, imposing his will upon the enemy.

Initiative is based on the understanding of the mission and the situation. It means striving to find the best possible means of accomplishing the assigned mission, exploiting the existing favorable circumstances, and immediately adopting the most effective steps against a growing threat.

Initiative should contribute to the utmost fulfillment of the assigned mission and should not run counter to the intentions of the immediate superior.

In case of a sudden change in the situation, where there is no time or possibility for receiving instructions, the commander must, on his own initiative, make a new decision and, at first opportunity, relay it to his own superior officer and to the adjacent units.

Readiness to assume responsibility for a bold decision and the desire to achieve success are the basis of actions of all commanders in combat.

Those who are anxious to destroy the enemy but fail to reach their goal are not to be reproached as much as those who fear responsibility, show inaction, and do not exploit, at an opportune moment, all the forces and means for obtaining success in combat.

10. Under the conditions of modern combat surprise plays a significant role. Thus, it is demanded of the troops that they use extreme secrecy in operations, mobility, and maneuverability.

Surprise stuns the enemy, paralyzes his will, and deprives him of the possibility of offering organized resistance.

Surprise can be obtained as follows:

- by deceiving the enemy about our intentions and by maintaining the strictest secrecy as to the intentions of forthcoming operations;
- through the concealment and rapid maneuvering of troops and through the concentration of overwhelming forces and material in a decisive direction;
- by the sudden operations of airborne troops and by massive air attacks;
- through the sudden opening of massive fire and by swift offensive action;
- through the application of new methods of combat unknown to the enemy.

The enemy will also strive to achieve surprise. Thus, it is necessary to maintain a high degree of alertness, a constant state of combat readiness, well organized combat and political support of the troops, and their ability to retaliate quickly to surprise blows by the enemy.

S-E-C-R-E-T

S-E-C-R-E-T

11. Skillful and timely maneuver of men and materiel is one of the most important conditions for achieving success in battle.

The purpose of such maneuver is to set up the most advantageous grouping of men and materiel, to place them in the best position for delivering the decisive blow, and to carry out the mission successfully.

The maneuver should be a simple one, and it must be executed on time, effectively, quickly, secretly, and as a surprise to the enemy.

12. During combat, maneuver by fire is also executed. This consists of the distribution and successive concentration of the principal mass of fire of ground weapons against the most important sectors or areas.

13. In order to conduct combat operations, troops take up combat formations.

A combat formation is the grouping of men and materiel for the purpose of carrying out the battle. A combat formation must conform to the combat plan and must insure the following:

- decisive defeat of the enemy by a powerful and simultaneous attack on the entire depth of his combat formation;
- intensification of striking power in the course of battle;
- ability to maneuver to accomplish a swift shift of troop strength in another direction for developing success achieved or for countering enemy blows;
- the best utilization of troops in accordance with their combat qualifications;
- ease of organizing coordination and of troop control;
- the best utilization of the terrain;
- repulsion of enemy ground forces, especially his tanks, on the flanks and boundaries;
- repulsion of enemy air attacks and airborne operations.

14. On approaching the battlefield, there is a grouping of men and materiel in order to insure their swift deployment for battle and to lessen their vulnerability to artillery fire and enemy air attack. For these purposes, large units [soyedineniya] and units [chasti] disperse along the front and in depth while the small units [podrazdeleniya] follow in extended order.

15. The corps and divisions which advance in the main direction have the greater strength in men and materiel, are assigned a smaller front, and have the deepest combat formation. In the secondary direction they operate on a broader front and have a combat formation of less depth.

A change in the combat formation of a corps (division) during battle is so calculated that, on the basis of a correct estimate of the situation, it is possible continuously to direct the main efforts of the troops to the execution of their assigned combat mission.

S-E-C-R-E-T

S-E-C-R-E-T

16. The combat formation of a corps consists of one or two echelons, of artillery groups, and of reserves, and, in the defense, of antitank areas as well.

The number, strength, and composition of echelons, artillery groups, reserves, and antitank areas are determined by the mission and situation.

The first echelon of a corps is made up of combat formations of divisions operating in a line formation, together with reinforcements.

The second echelon of a corps is made up of a mechanized or rifle division, together with reinforcements.

The combat formation of a division is made up of one, two, or three echelons, of artillery groups, and of reserves, and, in the defense, of antitank areas as well.

The first echelon of a division is a combat formation of regiments operating in a line formation, together with reinforcements. The second (third) echelon of a division is usually provided with one regiment and reinforcements.

Troops of the second echelon of a corps and also of the second and third echelons of a division are assigned combat missions at the same time as troops of the first echelons. If necessary, these missions are made more specific by the corps (division) commander upon commitment of the second (third) echelons to combat.

17. Artillery detailed during combat for special tasks in the interests of a unit or large unit and placed under a single command composes an artillery group (regimental, division, corps, or army).

Corps and army antiaircraft artillery groups provide cover for troops and important targets against enemy air attack in the offense or defense.

18. Tanks and self-propelled artillery belonging to rifle (cavalry) divisions, or attached to them as reinforcements, are usually utilized in the offensive in direct support of infantry (cavalry), and operate with the combat formations of advancing troops.

In the defense, some of the tanks and self-propelled artillery are used to reinforce the antitank defense of troops which operate in the first echelons, while the remainder make up the commander's tank reserve.

Tanks and self-propelled artillery of a mechanized division are used for the direct support of their own mechanized units and small motorized infantry units. The detailing of tanks and self-propelled artillery from a mechanized division for the support of rifle (cavalry) divisions is not allowed.

19. Reserves are established for missions which arise suddenly. They can be troops of combined arms, troops for protection against airborne landings, and artillery-antitank, tank, and engineer troops.

The combined arms reserve of a corps or division is usually formed along with the combat formation of the large units into a single echelon. It is composed of a rifle (cavalry) or mechanized unit (small unit) and can be strengthened by artillery, tanks, self-propelled artillery, small engineer units, and other special troops. The reserve is assigned the task of being ready to operate on the most threatened directions.

S-E-C-R-E-T

S-E-C-R-E-T

Reserve troops for protection against airborne landings are earmarked to counter enemy airborne operations and are made up of units (small units) of motorized infantry or cavalry and small motorcycle units, which are strengthened by artillery, tanks, self-propelled artillery, antitank and antiaircraft artillery, flame throwers, and small engineer units.

Sometimes the mission assigned to the reserve troops for protection against airborne landings can be carried out by the troops of the combined-arms reserve. In this case, the combined-arms reserve must be provided with the necessary transportation facilities.

The artillery-antitank reserve is earmarked for combat with enemy tanks and self-propelled artillery. It is made up of units (small units) of antitank artillery, gun artillery, self-propelled artillery, and is strengthened by flame throwers and small engineer units.

An artillery-antitank reserve, in every situation, is created in a corps (division).

The tank reserve is earmarked for independent action and for reinforcing troops of the first and second echelons and troops of the combined-arms reserve with tanks and self-propelled artillery. A tank reserve in a corps (division) in offensive combat can be created only after the first echelons have been saturated with tanks.

The engineer reserve of a corps (division) is earmarked for the support of troops in the course of battle. Its formation depends upon the situation and upon the availability of men and material, and it is made up of units (small units) of engineer troops on armored troop carriers or trucks and is provided with necessary equipment.

20. A mobile obstacle-placing detachment is created in a corps (division), as a rule, in all types of combat. It is utilized for the construction of engineer obstacles to protect the flanks and boundaries and to fortify occupied lines.

Belonging to the mobile obstacle-placing detachment are small engineer units with mines, inconspicuous obstacles /probably concertina wire/, and other devices of obstruction transported on armored carriers or full tracklaying vehicles; mine-laying tanks; and flame throwers. The mobile obstacle-placing detachment must operate independently or with the artillery-antitank or the combined-arms reserve.

In addition, a movement support detachment is created in the corps (division) during the offensive, pursuit, and the execution of a march. It is used to restore roads and bridges in the main direction of the corps (division) and also to clear concentration areas. The detachment places at necessary points signs easily seen by troops to indicate the line of movement; in some cases the detachment assigns guides. The movement support detachment is composed of small units of engineers, chemical warfare troops, and motorized infantry.

S-E-C-R-E-T

~~S-E-C-R-E-T~~

21. The troops assume march formation to execute a march.

The march formation of the corps (division) is composed of march columns. The march formation must correspond to the planned action and must insure the troops the opportunity:

- to deploy quickly into combat formations;
- to carry out maneuvers for attacking the flanks and the rear of the enemy;
- to organize antiaircraft and antitank defenses and to take other measures for combat security;
- to conserve strength of the march.

Troops on the march are protected by march security.

22. The corps (division), for carrying on battle, can be strengthened by large units and units (small units) of various arms and of special troops which are attached to it or which support it at specific stages of battle.

Attached large units and units (small units) are subordinated to the corps (division) commander, all of whose commands are executed.

Supporting large units and units (small units), remaining subordinate to their own commander, execute the combat missions planned by the corps (division) commander whose troops are being supported.

23. The variety of modern weapons and of methods of their use places great demands on the control of troops. The fulfillment of these demands is secured by:

- the knowledge of the nature of combined-arms warfare;
- the clarity of the commander's decision;
- the accurate and timely assignment of missions which are accurately understood and executed;
- continuous coordination;
- uninterrupted communications.

Modern combat demands a firm and uninterrupted control of troops.

The decision taken must be carried out solidly and perseveringly. The order must be executed accurately and with maximum effort.

Checking on the execution of an order in conjunction with practical aid is the most important responsibility of commanders and staffs at all levels.

24. Modern combat demands a large expenditure of materiel, especially of ammunition and fuel. Therefore, the success of troops in battle depends to a considerable degree on the efficient and well-coordinated work of all rear service units and installations, as well as on the prompt supply of everything necessary to the troops under any situation. The organization of the division and regimental service areas and the materiel supply of troops is one of the most important responsibilities of all commanders and staffs.

~~S-E-C-R-E-T~~



~~S-E-C-R-E-T~~

The commander is responsible for skillfully maneuvering materiel which he has at his disposal and for properly using it to ensure success in combat.

The creation of necessary reserve stocks in case of interruption in the supply of materiel is one of the conditions for the successful operation of division and regimental service areas.

25. Under battlefield conditions it is necessary to remember that the enemy is trying to obtain information by means of espionage, by listening to telephone conversations, and by intercepting telegrams and radiograms. Therefore, eternal vigilance for protecting military secrets is of utmost importance.

~~S-E-C-R-E-T~~

S-E-C-R-E-T

## CHAPTER II

## THE SERVICES, THEIR CHARACTERISTICS AND COMBAT EMPLOYMENT

26. The armed forces of the U.S.S.R. consist of ground forces, air forces, naval forces, airborne troops, and antiaircraft defense troops.

## 1. GROUND FORCES

27. Ground forces consist of the following arms: infantry, armored and mechanized troops, artillery, and cavalry. For the support of combat activity of the ground forces, special troops are included in their composition: engineer, signal, chemical warfare, motor transport, road construction, and other troops.

28. The infantry is capable of carrying on stubborn and prolonged combat in any conditions of terrain and weather, at any time of the year or day.

In cooperation with other arms, the infantry is able to:

- destroy the defending enemy and break through his defense;
- seize sectors of the terrain and firmly hold them;
- destroy the attacking enemy.

The infantry forms the basis of large rifle units and airborne troops, and also is included in the composition of tank and mechanized troops and naval forces.

29. The rifle corps is the highest tactical large unit of combined arms. It usually includes rifle divisions and a mechanized division, corps artillery, and units (small units) of special troops.

The rifle corps fulfills the most important missions in combat. In cooperation with large units and units of other arms it is able to:

- break through the defense of the enemy in its entire tactical depth and develop the attack in the operational depth;
- surround and destroy the important forces of the enemy;
- firmly defend a zone of terrain in the main direction, repel massed attacks of the enemy, and conduct independently counterattacks.

30. The rifle division is the basic large tactical unit of combined arms. It consists of rifle regiments, tank and self-propelled regiments, division artillery, and units (small units) of special troops.

The rifle division in cooperation with other large units of the corps is able to:

- break through the zone of defense of the enemy within the limits of the assigned sector and develop an attack in depth;

S-E-C-R-E-T

~~S-E-C-R-E-T~~

- surround and destroy separate units of the enemy;
- defend stubbornly a zone of terrain and repel massed attacks by the enemy.

31. Tank and mechanized troops are the striking force of the ground forces. They possess high mobility, great maneuverability, and considerable fire power. Tanks and self-propelled artillery form the basis of tank and mechanized troops.

The massed application of tank and mechanized units and large units in coordination with other arms permits breaking through the prepared defense of the enemy and, the encirclement and destruction of his grouping.

32. Mechanized and tank divisions may be used in all types of combat.

They are able to:

- develop a breakthrough of the enemy defense with the aim of encircling and destroying his main grouping;
- overrun a hurriedly occupied enemy defense;
- pursue the enemy and destroy his approaching reserves;
- envelop the open flanks of the enemy and operate in his rear;
- seize and hold, until the arrival of large rifle units, advantageous lines, bridgeheads, and important objectives;
- destroy enemy tank units and large units;
- destroy the enemy's airborne landings;
- cover the disengagement and withdrawal of large rifle units.

When necessary, mechanized and tank divisions may be utilized for breaking through the enemy's prepared defense.

In the defense, mechanized and tank units are usually used in the second echelons for counterattacks and counterblows against enemy forces which have penetrated. In case of necessity, large mechanized and tank units are able to defend stoutly a zone of terrain in the main direction.

The mechanized division is a large tactical unit of combined arms.

33. Artillery is the main source of the power. It possesses great range of fire, fire power, and ability to maneuver. Artillery fire clears the way for troops in attack and blocks the path of the enemy in defense.

The fastest and most decisive results are obtained by massed, sudden, accurate, and flexibly controlled artillery fire.

~~S-E-C-R-E-T~~

~~S-E-C-R-E-T~~

Artillery is able to:

- destroy and neutralize enemy artillery, mortars, and other weapons, and also personnel;
- destroy enemy tanks and self-propelled artillery;
- demolish field and permanent defensive installations;
- cut passages through antitank and antipersonnel obstacles;
- disrupt the enemy's control of his troops and the work of his rear area.

Antiaircraft artillery possesses the ability to destroy planes, airborne landings, and other air targets of the enemy.

34. Artillery consists of large units and units of gun and howitzer artillery, mortars, and antitank and antiaircraft artillery. Artillery included in the composition of large units, units, and small units of other arms forms the troop artillery.

Troop artillery is subdivided into battalion, regimental, division, corps, and army artillery.

For the realization of close coordination with other arms, large units, units, and small units of artillery are attached to rifle, cavalry, mechanized, and tank large units and, as a rule, are distributed amongst artillery groups, and also are included in the composition of artillery-antitank reserves.

35. Antitank artillery is the most effective means for repelling attacks by the enemy's tanks and self-propelled artillery.

It is utilized:

- in the composition of artillery-antitank reserves;
- in the defense, for the creation of antitank defense in the main directions;
- for combined actions with large rifle, mechanized, tank, and cavalry units;
- for combat against airborne or naval landings.

Antitank artillery large units and units may be employed in the artillery preparation and support of an attack, but not to the detriment of the antitank defense of the troops and without the inclusion of such units in artillery groups.

36. Antiaircraft large units and units are intended:

- to protect from enemy air strikes the main grouping of troops, headquarters, main communications routes, and main objectives in the rear area;

~~S-E-C-R-E-T~~

~~S-E-C-R-E-T~~

- together with fighter aircraft, but also independently, to blockade from the air an encircled enemy grouping;

- to engage in combat with enemy airborne landings, both in the air and while landing.

Antiaircraft artillery large units (units), in exceptional circumstances, may be drawn into combat with enemy ground forces, primarily of tanks and self-propelled artillery.

As a rule, antiaircraft artillery is employed massed; its fire is closely coordinated with the activities of fighter aviation.

37. Cavalry depends on time of year and day, weather, and terrain less than do other arms (except infantry).

The cavalry consists of cavalry corps and cavalry divisions.

The cavalry corps is a large operation-tactical unit of combined arms. It consists of two or three cavalry divisions and units (small units) of special troops.

A cavalry division is a large tactical unit of combined arms. It consists of cavalry regiments, units of artillery and tanks, and also units (small units) of special troops.

38. The cavalry corps and cavalry division are employed in directions permitting freedom of maneuver.

The cavalry corps in coordination with large units and units of the other arms, and sometimes independently, is able to:

- break through the enemy's hurriedly occupied defense and his defense on a wide front;
- develop a breakthrough, acting as a mobile group;
- pursue, surround, and destroy a withdrawing enemy;
- inflict counterblows on the flank and rear of an enemy who has broken through our defense;
- secure open flanks and boundaries;
- protect the concentration, regrouping, or withdrawal of troops;
- destroy enemy airborne landings.

39. Engineer troops are intended for engineer support of the combat activity of large units and units of various arms.

Engineer troops are employed, as a rule, in the direction of the main blow in an attack and in the most important directions in the defense.

~~S-E-C-R-E-T~~

S-E-C-R-E-T

The basic tasks of engineer troops are:

- in the offense, the preparation of the departure area, the clearing and laying of roads, the support of troop crossings over water obstacles, participation in storming and destroying defensive installations of the enemy, and also the consolidation of lines seized from the enemy and the repelling of his counterattacks;

- in the defense, the construction of obstacles, participation in preparing and equipping zones of defense and various engineer installations, the support of counterattacks and counterblows by means of obstacles and road building;

- in all types of combat engineer reconnaissance, insurance of the secrecy of the disposition and activities of troops; water supply.

Engineer troops consist of engineer large units and units and also of sapper units and small units incorporated in large units and units of various arms.

40. Signal troops are intended for the establishment and maintenance of continuously operating communications in all types of combat activity of the troops.

41. Chemical warfare troops are intended for the execution of the following tasks:

- to strengthen the antichemical defense of troops and targets in the rear;

- to destroy personnel and materiel of the enemy by incendiary means;

- to carry out, by means of smoke, the concealment of troops and targets.

42. Motor transportation troops are intended for the transportation of troops, bringing up supplies, and evacuation.

43. Road construction troops are intended for the repair, reconstruction, and construction of roads and bridges, for their maintenance in passable condition, and also for traffic regulation.

## 2. AIR FORCES

44. The air forces are capable of inflicting powerful and sudden blows. Possessing freedom of maneuver and great range of action, they can destroy enemy troops while the latter are still approaching the field of battle, and also can inflict powerful blows on military and industrial targets in the enemy's rear.

The air forces are intended for joint combat operations with ground forces, naval forces, airborne troops, and antiaircraft defense troops, and for the execution of independent combat missions.

S-E-C-R-E-T

S-E-C-R-E-T

The air forces are capable of transferring their blows in the shortest time from one direction (target) to another, both laterally and in depth.

Large air force units in cooperation with other arms, and also independently, can execute the following missions:

- destroy and neutralize troops of the enemy, demolish various engineer-type installations to the entire depth of his combat disposition;
- demolish military and industrial objectives in the enemy's rear;
- carry on the struggle for supremacy in the air;
- destroy the enemy's ships and his naval bases;
- protect our troops (ships) and objectives from the blows of the enemy air force;
- disrupt enemy movements by rail, highway, air, and sea;
- execute air drops (landings) of airborne troops and transport troops;
- interdict enemy air drops (landings) and amphibious landings;
- conduct air reconnaissance of the enemy and adjust friendly artillery fire;
- disrupt the control of enemy troops;
- ensure command and coordination communications;
- transport wounded and sick personnel and cargo.

45. The air forces are composed of front aviation, long range aviation, naval aviation, air defense aviation, and aviation of airborne troops.

46. Front aviation is designed for joint operations with ground forces, naval forces, airborne troops, as well as for carrying out independent combat assignments.

47. Long range aviation is designed for independent operations connected with delivering massive blows against military and industrial targets in the enemy's rear.

In isolated cases, it can be used to deliver blows against the enemy's troops and his fortifications on the battlefield and in the operational depth, and also in support of naval forces and airborne troops.

48. Naval aviation is designed for joint combat operations with naval forces and for the execution of independent combat missions. It is capable of delivering powerful torpedo bombing and low-level attacks against the enemy's ships at sea and at his bases, conducting operations against sea communications, destroying coastal objectives, conducting mine-laying operations, and protecting fleet supply and ship operations at sea.

In isolated cases, naval aviation may be employed in support of ground forces operating in coastal areas, and in support of airborne and amphibious landings.

49. Air defense aviation is designed to protect important objectives in front rear areas and in the territory of the country generally.

It performs its functions either independently or in conjunction with front aviation, fighter aviation of the naval forces, and ground forces.

S-E-C-R-E-T

~~S-E-C-R-E-T~~

50. Aviation of airborne troops is designed to drop (land) airborne forces and to ferry troops.

The aviation of airborne troops can also be employed to deliver arms, ammunition, fuel, provisions, and all supplies required for combat and troop maintenance.

51. The air forces, by virtue of their designation, the flight-tactical characteristics of the aircraft, and their armament, are divided into the following branches of aviation: bomber, ground-attack, fighter, mine-torpedo, and special (reconnaissance, liaison, and medical).

52. Bomber aviation is the powerful striking arm of the air force. Its role is to defeat troops; to destroy military equipment, ships at sea and at their bases, military and industrial targets in the enemy's rear; to destroy materiel; to neutralize and destroy the enemy's aviation on his airfields; to disrupt rail, water, and highway transport; and to destroy various engineer-type installations.

Daytime operations of bomber aviation, as a rule, are supported by fighter aviation.

53. Ground-attack aviation is designed for close support of our ground forces in combat. Operating at low altitudes, ground-attack aviation represents a powerful weapon against tanks, artillery, and enemy personnel.

Ground-attack aviation is also employed to destroy enemy aircraft on airfields; to disrupt rail, water, and highway transport; and to conduct air reconnaissance. Moreover, ground-attack aviation may also be employed for operations against ships and against enemy landings.

Ground-attack aviation is, as a rule, supported by fighter aviation.

54. Fighter aviation is the principal means in the struggle for air supremacy through the destruction of enemy aircraft in air combat. It protects friendly troops, military and industrial targets against enemy air strikes, and supports the combat operations of other types of our aircraft.

In addition, fighter aviation, without neglecting its own basic missions, may be employed against enemy troops and for air reconnaissance.

55. Mine-torpedo aviation is designed to destroy enemy ships at sea and at their bases, to conduct operations on sea lanes, and to conduct mining operations.

56. Reconnaissance aviation is designed to conduct air reconnaissance of the enemy. Possessing aircraft specially equipped with aerial cameras and other technical devices, it is capable of securing the most accurate information regarding the enemy and his fortifications.

Spotting aviation, being a part of reconnaissance aviation, is designed to serve the artillery; it conducts aerial spotting of targets and adjusts artillery fire.

~~S-E-C-R-E-T~~



S-E-C-R-E-T

57. Liaison aviation is designed to ensure command and coordination communications.

58. Medical aviation is intended for the evacuation of wounded and sick personnel urgently requiring special medical assistance.

Medical aviation can be employed to transport medical personnel, medical supplies, and necessary hospital equipment.

59. The large operational-tactical unit of the air force is the air corps [aviatsionnyy korpus], consisting of several air divisions.

An air division is a tactical large unit.

Air force large units (units) of various types of aviation carry out their missions independently or in coordination with each other and with large units (units) of other arms.

60. In support of air force operations, there are included in the air force antiaircraft artillery, signal, engineer, motor transport, and other special troops, small units and separate units.

### 3. NAVAL FORCES

61. The naval forces are divided into fleets and flotillas. The latter may be river or sea flotillas.

The naval forces are charged with the following missions:

- to destroy the enemy's ships at sea and at their bases;
- to disrupt sea communications of the enemy;
- to demolish enemy military and industrial targets on the sea coast;
- to conduct operations against the enemy air force;
- to effect landings on the enemy's sea coast;
- to support, from the sea, ground forces operating in the coastal area;
- to defend naval bases and various important objectives located on the seacoast; to prevent enemy landings;
- to defend our own sea communications.

62. Naval forces consist of large units (units) of surface ships, submarines, aviation, coast and antiaircraft artillery, naval infantry, and various special troops.

S-E-C-R-E-T

S-E-C-R-E-T

63. Surface ships consist of battleships, aircraft carriers, cruisers, monitors, gunboats, destroyers, patrol vessels, torpedo boats, armored cutters, submarine chasers, mine and net layers, mine sweepers, landing craft, floating batteries, command ships, patrol cutters, and various auxiliary vessels and floating harbor facilities.

Surface ships have the capability of delivering powerful artillery and torpedo attacks against ships and coastal targets, effecting amphibious landings, disrupting enemy sea communications, either independently or in coordination with the air force and submarines, providing fire support for ground forces in the coastal areas, repelling enemy amphibious landings or air attacks, and also carrying out missions in reconnaissance, mine laying, troop transport, and other missions.

64. Submarines, which possess the capability of protracted and concealed operations at sea, are designed to deliver powerful torpedo attacks against enemy ships at sea and at their bases, either independently or in cooperation with aviation and surface ships, and to lay mines.

They can also be employed for reconnaissance, for putting reconnaissance groups ashore, for hydrographic support of the combat operations of surface ships and aviation, and for transporting cargoes into naval bases blockaded by the enemy.

65. Coast artillery, fixed and mobile, is designed to defend naval bases and other objectives located in the coastal areas against enemy attacks from sea or land, and to assist ships and ground forces operating in the coastal area.

66. Naval infantry serves in landing operations as part of the forward landing detachment. Moreover, it is employed in the defense of naval bases and the coastal installations of the navy.

#### 4. AIR-BORNE TROOPS

67. Airborne troops are employed for combat operations in the rear of the enemy. They are utilized in close coordination with aviation, with troops attacking frontally, or operating in the rear of the enemy, and with large naval units.

Airborne troops consist of parachute units and air-landed large units and units.

The air-borne large unit is a large operational-tactical unit of combined arms.

68. Airborne troops, operating in the enemy's rear, can execute the following missions:

- to assist the forces conducting a frontal offensive in breaking through enemy defenses, in the encirclement and destruction of his groupings.

S-E-C-R-E-T

S-E-C-R-E-T

- to seize and to hold important lines, river crossings, mountain ranges, and passes in the enemy's rear;
- to disrupt the control of enemy troops and to disrupt work in his rear area;
- to support our amphibious landings;
- to seize enemy airfields and to protect the landing of our own air-borne troops.
- to assist and support the partisan movement.

69. The transport of air-borne forces and their combat operations in the enemy's rear must be supported by the operations of our own aviation.

S-E-C-R-E-T

S-E-C-R-E-T

## CHAPTER III

## TROOP CONTROL

## 1. PRINCIPLES OF ORGANIZING CONTROL

70. The corps (division) commander bears full responsibility for organizing the control of subordinate troops and for their successful execution of combat missions.

The commander at any time is obliged to know where troops subordinate to him are, what they are doing, and what their needs are; and he is obliged to influence the course of battle with his available forces and means, without waiting for requests from the commanders of subordinate large units and units.

The corps (division) commander controls his troops personally and through his staff.

The chief of staff is the first deputy of the commander. Only he has the right to issue orders in the name of the commander.

The commander informs the chief of staff of his assumptions and intentions. The chief of staff must always be ready to report to the commander on the situation and on his conclusions stemming from it and to report his own suggestions.

The commander informs the chief of staff about orders issued by him personally to the troops. The chief of staff in turn is obliged to organize the work of the staffs of subordinate troops in such a way that instructions issued to the troops personally by the commander will be known in good time by the corps (division) staff and that supervision over their execution will be established.

71. Troop control consists of measures for the preparation, organization, and conduct of combat actions, and envisions:

- maintenance of high political morale and the constant combat readiness of the troops;
- timely assignment of combat missions to the troops;
- preparation and organization of combat actions of the troops and the organization of uninterrupted cooperation in battle;
- constant combat and political support of the troops;
- constant direction of troops in the course of combat actions;
- constant supervision of the execution of orders, instructions, and of all the actions of the troops;
- regular material support of the troops and the organization of the troop rear area.

72. Troop control must be firm and uninterrupted; this is achieved by:

S-E-C-R-E-T

S-E-C-R-E-T

- correct understanding of the situation and foresight into the possibilities of its changing;

- making promptly a decision which meets the situation and insistently carrying out this decision;

- constant exchange of information from bottom to top, from top to bottom, and with adjacent units on all details of the situation;

- uninterrupted operation of communications.

The employment of modern means of reconnaissance [razvedka], especially air, motorized or mechanized, radio, and radar reconnaissance, extends the possibility of anticipating the intentions of the enemy and of changing the situation.

73. The basis of troop control is the commander's decision.

The decision is reached through determining the scheme of the operation which the commander hopes to achieve, and through determining the method of operation by which the commander will carry out the scheme.

In his decision, the commander envisions:

- the sector of the front where the main efforts of the troops will be concentrated, and the direction of the main effort;

- the grouping of men and materiel by directions and the establishment of the combat formations of the troops;

- combat missions for subordinate and supporting troops in the departure area and during the battle;

- the method of coordination of the troops after the decision as to the assigned mission;

- missions for combat support of the troops;

- missions for political support of the troops;

- missions for material support of the troops;

74. The making of a basic decision is possible only as a result of understanding the mission received, the correct evaluation of the situation by the commander, and also an understanding of the bases of combined-arms warfare.

When thinking out the mission received, the commander must understand the intention of his immediate superior and determine the place of his own large unit in the mission being executed by the larger unit.

In evaluating the situation, the commander studies:

- the composition, state, and grouping of the enemy and the character of his operations;

S-E-C-R-E-T

S-E-C-R-E-T

- the missions of adjacent units;
- the composition, state, and disposition of friendly troops and their material support;
- the character of the terrain: relief, observation conditions, the presence of natural obstacles and cover, and roads;
- the economic state of the area of operations, the social-political composition of the population and its attitude.

In evaluating the situation, the commander also studies the state of the weather, the time of day and year, and their influence on the operations of the troops.

Studying the situation, the commander establishes in what measure it facilitates or hinders the accomplishment of the assigned mission and which measures must be taken to remove conditions hindering the accomplishment of the mission, or to lessen the negative effect of such conditions.

Incompleteness of information on the situation does not free the commander from the obligation to make a timely decision.

75. In offensive combat, the choice of the direction of the main effort forms the basis of the decision. In selecting the direction of the main effort, the corps (division) commander is obliged to:

- determine that part of the enemy grouping, the destruction of which will ensure the successful accomplishment of the assigned combat mission;
- determine the possibility of enemy reserves appearing and what counter-action should be taken;
- evaluate the character of the enemy's defensive installations and obstacles, terrain conditions, time and weather, from the point of view of facility in inflicting the main blow and of the most advantageous employment of troops.

76. In making a decision for the defense, the commander is obliged to determine those areas of the terrain, on the holding of which depends the firmness of the entire defense. These areas are defended by the main part of the men and materiel. In this, the corps (division) commander is obliged to envision:

- the engineer development of the terrain with a view to utilizing its favorable conditions;
- the organization of antitank and antiaircraft defense and other measures of combat security;
- the skillful organization of all types of fire and, most important, of antitank fire, in conjunction with engineer obstacles;

S-E-C-R-E-T

S-E-C-R-E-T

- the preparation and conduct of counterattacks for the destruction of the enemy who has broken through.

77. The combat activity of each large unit is determined by the combat mission assigned by the senior commander.

The combat mission of a corps (division) usually is divided into a number of successive combat missions: the immediate and subsequent missions and the mission of the day. The depth of these missions varies and is determined by the possibility of accomplishing each of them in one combat formation and with one system of organization of coordinated action.

In the defense, the combat mission is not divided into immediate and subsequent missions and mission of the day.

78. After the commander makes his decision, the staff works out the combat order, the coordination planning table, measures for combat security and for the organization of control and communications.

The coordination planning table is worked out by the corps (division) staff together with the commanders of arms and the chiefs of services under the direction of the corps (division) chief of staff and is approved by the corps (division) commander.

The commanders of arms and the chiefs of services, on the basis of the preliminary instructions from the commander, of the combat order, and of the coordination planning table, plan and organize the combat employment of the large units (units) of their respective arms (services).

The chief of the rear, jointly with the corps (division) staff, the commanders of arms, and the chiefs of services, works out measures for the material support of the troops and the organization of the rear area.

79. In the combat order there is indicated:

--point 1--a succinct evaluation of the enemy grouping and actions;

--point 2--the combat mission of the large unit and the commander's decision;

--point 3--the combat missions of units on the immediate flanks and the boundary lines with them, and also the missions of the large units and units of the army (front) mobile group which are operating in the corps (division) zone;

--point 4--and following points--the combat missions (immediate and subsequent missions and missions of the day) for subordinate large units (units), with the indication of the reinforcements attached to or supporting them; missions for securing boundaries and flanks; missions for antitank and anti-aircraft defense; boundary lines of each large unit (unit) with its neighbor on the left.

Further, in separate points, there are indicated:

--missions of artillery, tanks, aviation, and special troops which are being executed in the interests of the large unit as a whole;

S-E-C-R-E-T

~~S-E-C-R-E-T~~

--missions and composition of reserves;

--missions for antitank and antiaircraft defense which are being executed in the interests of the large unit as a whole;

--the time when the troops will be ready for battle;

--the location of command and observation posts and the axis on which they will be moved;

--the method, times, and means of submitting combat reports.

80. In individual cases, instead of a combat order or in amplification of it, there are issued combat instructions. Combat instructions include brief information on the enemy and on adjacent units and the combat mission only of that large unit (unit) to which the instructions are addressed; there are also given instructions concerning the method of execution of this mission.

81. During preparations for battle, all combat missions for large units (units) prior to the issuance of the written order by the corps (division) commander are usually given orally from a map, and are then further detailed on the terrain during the organization of coordination.

Warning orders are issued in order to give the troops more time to prepare for impending operations.

It is inadmissible in warning orders to break security regarding impending operations.

82. During battle, depending on the situation and capabilities, combat missions are assigned by the commander in person through a visit to his subordinates or by means of written combat orders (combat instructions) transmitted through staff officers or, in encoded form, by wire or radio.

All combat orders and instructions issued orally are duplicated in writing.

In all cases, the issuance of a written order must not delay the beginning of operations.

All copies of a written combat order are signed by the commander and the chief of staff and are distributed according to a list approved each time by the commander of the large unit. Only the principal commanders and the senior commander are included in the list. One copy of the order remains at headquarters.

All supplementary measures concerning the organization of the antitank and antiaircraft defense of the troops and also measures for other types of combat support are developed by the staff jointly with the commanders of arms and the chiefs of services; and these reach the commanders in the form of individual combat instructions.

Communications tasks are assigned by separate instructions signed by the chief of staff and the chief of communications of the large unit.

The missions of political support of the troops are assigned by the commander and executed according to the plan of the large unit's political section.

~~S-E-C-R-E-T~~



~~S-E-C-R-E-T~~

[REDACTED]

Tasks for the rear are assigned by a separate order for the rear which is signed by the commander, the corps (division) chief of staff, and the chief of the rear.

83. The entire work of the commander and the staff is conducted under conditions preserving in strictest secrecy the scheme and organization of the battle.

Initially, the commander acquaints the chief of staff, his deputies, the artillery commander, the corps (division) engineer, and the chief of the rear with the mission received and with his scheme of battle. The remaining commanders are given only individual tasks.

The chief of staff in turn lets the chief of the operations section and the chief of communications into the scheme of battle. Subsequently, as the time of commencement of the operation approaches, and with the permission of the commander, the circle of individuals drawn into the work is widened.

84. The commander controls the troops through the issuance of combat orders and combat instructions.

Personal contact of the commander with subordinate commanders and the troops is of decisive significance.

Personal contact is particularly necessary before the battle and during a radical change in the situation.

85. A responsible role in troop control belongs to the staff.

The obligations of the staff include:

--the organization of combat support of the troops on the basis of the commander's decision;

--the collection, evaluation, and interpretation of information concerning the enemy, our own forces, the terrain, the weather, and the area of operations, and a report on these to the commander;

--the issuance of preliminary instructions;

--the development of the combat order (instructions), the coordination planning table, and their transmission to the troops;

--the accomplishment of coordination between large units (units) of all arms and adjacent units throughout the battle;

--the organization of command and observation posts, their security and defense;

--the organization of communications which assure the commander of control of the troops;

--the development and execution of measures for the communications security of the troops;

~~S-E-C-R-E-T~~

~~S-E-C-R-E-T~~

- the development of measures for concealment of the troops;
- the organization of the commandant's service;
- rendering reports on the situation to higher headquarters and informing the headquarters of subordinate and cooperating large units (units) and adjacent units, as well as the commanders of arms and the chiefs of services;
- supervision over the accurate and timely execution of combat orders (instructions) and over all actions of the troops;
- maintaining a constant knowledge of the state of equipment, the material support of the troops, and the situation at their rear, and also uninterrupted supervision over the work of the rear;
- constant guidance to the staffs of subordinate troops;
- timely receipt, from higher headquarters, of the challenge and password and their dissemination to the troops;
- supply of the troops with topographic maps (map substitutes, photographs) of the area of forthcoming operations;
- study and interpretation of the experience of operations and its timely communication to the troops.

86. The staffs of rifle and cavalry corps, of rifle, cavalry, and mechanized divisions, and also of large airborne units are combined-arms staffs.

87. The corps (division) staff organizes cooperation among the staffs of the commanders of arms and of the chief of the rear.

Commanders of arms, chiefs of services, and the chief of the rear coordinate with the corps (division) chief of staff all basic instructions and measures planned by them for assuring the execution of the commander's decision.

The staffs of the commanders of arms work under the direction of these commanders and, at the same time, carry out the instructions of the corps (division) chief of staff.

88. The corps (division) commander, depending on the situation, controls his forces in combat from his command or observation post.

The command post is organized in such a place as will ensure troop control and continuously operating communications of the corps (division) staff with the staffs of subordinate and cooperating large units (units).

The observation post of the corps (division) commander is a component part of the command post. It is organized in such a place as will ensure to the commander personal observation of the course of battle in the main direction and will assure him control of his forces.

In addition to the main command and observation posts, there are organized stand-by zapasniye command and observation posts.

~~S-E-C-R-E-T~~

~~S-E-C-R-E-T~~

The locations of the command and observation posts are determined by the large unit commander. At times the location of the command post may be indicated by a higher commander.

In selecting the locations of command and observation posts, it is necessary to consider the situation and the possibility of rapid organization of uninterrupted communications.

The command post must be moved up close to the troops in order to ensure uninterrupted troop control during the course of an offensive.

89. The movement of command and observation posts during the attack must be planned according to the phase of the battle and the time, in order to prevent their separation from the troops. However, too frequent movement of command and observation posts causes instability in the work of communication facilities, disturbs troop control, and occasionally entails the loss of troop control.

As a rule, the movement of command and observation posts takes place by echelons. The time of their movement is determined by the readiness of communications at the new locations. The movement of the staff to the new command post takes place only with the permission of the chief of the next higher staff.

During the displacement of the staff, the old command post is temporarily maintained as a reserve.

90. At the command post are disposed: the corps (division) commander, his deputies, the corps (division) staff, the commanders of arms and their staffs, and the chiefs of services, according to the specific orders of the corps (division) commander. Staffs are disposed at the command post without the sections which handle matters of supply and manning; the latter, together with the corps (division) chief of the rear and his group, comprising the rear echelon of command, are disposed in their own command post.

A group of officers of the operations and intelligence sections is always located at the observation post, plus one or two officers of the staffs of the commanders of arms. During the stay of the corps (division) commander at the observation post, the chief of the operations section and the commanders of arms are as a rule, with him.

91. The commandant's service is organized by the corps (division) staff under all types of combat activity of the troops for the maintenance of general order in the areas of troop disposition, for the regulation of movement, and for supervision of the observance of concealment measures by the troops.

Officers of the corps (division) staff and of the staffs of the commanders of arms, aided by the necessary number of small units, are drawn into the performance of duties of the commandant's service.

## 2. THE PRINCIPLES OF ORGANIZING COORDINATION

92. Coordination must be uninterrupted. It is organized by the corps (division) commander on the terrain in accordance with the decision made. It is organized with the participation of the chief of staff, the commanders of arms, the chiefs of services, and the commander of the large unit of supporting

~~S-E-C-R-E-T~~

~~S-E-C-R-E-T~~

aviation, with the observance of the strictest measures of concealment. Coordination is carried out by commanders and staffs on all levels throughout the battle.

93. Coordination in battle is ensured by:

--unified understanding of the purpose of the actions of the large unit (unit); the firm knowledge of the combat missions and the manner of their execution by the troops;

--constant direction of the troops and supervision of execution by each large unit (unit) of its combat missions in point of time, [phase] line, and objective;

--concerted actions of one's forces with the actions of adjacent units and through mutual support by fire and shock [action];

--having a single system of orientation and target indication and ensuring that all know the established signals;

--continuously operating communications and the exchange of information;

--continuous reconnaissance of the enemy.

94. In the attack, coordination is organized by stages of the battle for the entire depth of the combat mission of the large unit. In the defense, coordination is organized for the entire depth of the defense, according to directions and by stages of the battle.

Coordination in offensive and defensive combat is systematized in the form of the coordination planning table, graphically on a map, or by [the use of] a map substitute.

The coordination planning table is developed according to stages of the battle.

In the coordination planning table there are indicated by stages of the battle:

--the operations of each arm and of special troops;

--the reallocation of artillery and tanks and also of engineers and other special troops;

--the method of displacement of artillery;

--coordination signals between the infantry (cavalry), tanks, artillery, and aviation.

The stages of the battle are determined by the missions which must be successively accomplished by the large unit (unit).

~~S-E-C-R-E-T~~

S-E-C-R-E-T

95. The coordination of the infantry (cavalry) with tanks, artillery, and aviation is achieved by:

--the movement, without lagging, of the infantry (cavalry) behind the tanks and by prompt infantry fire support of the tanks;

--prompt consolidation of the success achieved by the tanks;

--prompt aid to the tanks in overcoming antitank obstacles;

--destruction of the enemy's antitank defenses barring the advance of the tanks;

--prompt indication to the tanks of targets barring the advance of the infantry (cavalry);

--concerting the actions of the infantry (cavalry) with the fire of the artillery;

--timely and rapid exploitation of the results of artillery fire;

--rendering of necessary assistance for the forward movement of artillery operating in the infantry (cavalry) combat formations;

--knowledge of, and intelligent employment of, signals to call for and to shift artillery fire to neutralize newly appearing targets barring the advance of the infantry (cavalry); knowledge also of signals for the cessation of artillery fire;

--concerting the operations of aviation with those of the infantry (cavalry) in point of time, phase lines, and objectives;

--accurate designation, for the aviation, of the front line, and timely response to conventional signals of aviation.

96. The coordination of the artillery with the infantry (cavalry), tanks, and aviation is achieved by:

--concerting the fire and maneuver of the artillery with the actions of the infantry (cavalry) and tanks during the battle;

S-E-C-R-E-T

S-E-C-R-E-T

--employment of the maneuver and fire of artillery groups subordinate to the senior combined-arms commanders for the purpose of supporting the combat of the large units subordinate to these commanders;

--massing the fire of the artillery groups subordinate to the large units and units in decisive sectors of the battle;

--having guns and batteries directly accompany the infantry (cavalry) and tanks;

--destruction of the enemy's antitank artillery;

--destruction of the enemy's antiaircraft artillery;

--concerting artillery fire with aviation during concerted operations against ground targets;

--concerting antiaircraft artillery fire with the actions of fighter aircraft in repelling enemy aircraft;

--locating the combined arms and artillery commanders together at observation posts.

97. The coordination of tanks with the infantry (cavalry), artillery, and aviation is achieved by:

--concerting the operations of tanks with those of the supported infantry (cavalry) and the supporting artillery and also with those of aviation operating over the battle field;

--rapid destruction of weapons and other enemy objects blocking the advance of the infantry (cavalry), and also the holding of important captured lines and areas until the arrival of friendly infantry (cavalry)--in offensive combat;

--direct assistance by the tanks to the infantry (cavalry) by fire and shock action, both when the infantry is repelling enemy counterattacks and when it is restoring the situation--in defensive combat;

--prompt indication, to the infantry (cavalry), artillery, and aviation, of targets barring the advance of the tanks;

--clear designation of one's location by signs and established signals easily visible from the air.

98. Coordination of aviation with ground forces is achieved by:

--accurate accomplishment, in point of time, place, and objective, of the missions assigned to the cooperating aviation and ground forces;

--aviation support, (accompaniment) of the large mobile units, air cover, and prompt assistance to them in repelling enemy attacks;

S-E-C-R-E-T

S-E-C-R-E-T

- constant air reconnaissance of the battle field and the approaches to it;
- uninterrupted exchange of information by combined-arms and air force commanders and staffs;
- location of the commanders of large units and units of the air force or their deputies, with means of communication, with the commanders of large units of combined arms;
- attentive observance, by the aviation, of the signals of the ground forces and the prompt giving of mutual identification signals, target designations, and communications.

99. The coordination of the engineer troops with the various arms is achieved by:

- agreement as to places and time of establishing mine-explosive and other obstacles;
- agreement as to places, time, and method of supporting the passage of the troops through friendly and enemy obstacles;
- concerting joint actions for the storming and blocking of defensive installations and fortified objectives;
- concerting joint actions in forcing a river;
- concerting the actions of mobile obstacle-placing detachments with the artillery and tanks;
- fire cover for engineer-type installations and obstacles.

100. Coordination with adjacent units is achieved by:

- a mutual understanding of tasks;
- personal contact between commanders of adjacent large units (units) during preparation for battle;
- concerted actions of adjacent units at all stages of the battle;
- security of boundaries by detaching men and materiel [For this purpose] and their organization of fire and maneuver at the boundaries;
- prompt assistance, in the form of fire and shock, to an adjacent unit in battle;
- uninterrupted exchange of information in battle.

### 3. PRINCIPLES OF ORGANIZING COMMUNICATIONS

101. Communications are the principal means of assuring troop control in battle; therefore, the loss of communications is the loss of control. The

S-E-C-R-E-T

S-E-C-R-E-T

maintenance of regularly operating communications with subordinate and cooperating troops, with rear service units and installations, as well as the maintenance of warning communications, is a most important duty of the commander and staff.

The organization of communications and their maintenance and employment must be thought out, by stages of the battle, for the entire depth of the combat mission of the large unit.

The chief of staff and the chief of communications answer for the organization and maintenance of communications.

In each large unit, for troop control in combat, there are organized command communications, coordination communications, rear area communications, and warning communications.

102. Command communications assure the corps (division) commander of troop control through direct conversations, the transmission of combat orders and instructions to subordinates, and the receipt of reports from them.

Command communications are established along the line of command and observation posts and are organized on instructions from the corps (division) chief of staff. For the establishment of such communications, these are detailed:

--wire, mobile means of communication, and aircraft--by the corps (division) staff;

--radio--both by the corps (division) staff and by the staffs of subordinate forces.

Radio and wire command communications must assure communications both with commanders on the next lower level, and with commanders two levels below, for example, from the corps to the regimental commander.

In all cases, if communications are not established with the equipment of the senior commander, the subordinate is obliged to establish communications using his own personnel and equipment.

103. Coordination communications assure the coordination of the operations of large units and units of various arms and adjacent units. Coordination communications between large units and units of various arms are organized on instructions from the corps (division) chief of staff. In the absence of instructions from the chief of staff, or with the loss of communications, commanders of all cooperating large units and units are obliged to take steps themselves to achieve the immediate restoration of communications.

Coordination communications are established:

--between rifle, cavalry, mechanized, and tank large units (units) and the artillery--by means of the facilities of the artillery large units (units); liaison officers with communications facilities are detailed also from artillery large units (units);

--between rifle, cavalry large units (units), and mechanized and tank large units (units)--by radio--each using its own facilities; by wire--using the facilities of the rifle and cavalry large units (units); liaison officers with

S-E-C-R-E-T



~~S-E-C-R-E-T~~

radios and mobile means of communication are detailed from the mechanized and tank large units (units);

--between large rifle, cavalry, mechanized, tank, and air force units and the large airborne units--by means of radio, each using its own facilities;

--between large rifle, cavalry, mechanized, tank, and artillery units and the aviation--through the representatives of the air force large units (units) who are located, together with their radios, at the command posts of the large units cooperating with them;

--between rifle large units (units) and the cavalry large units (units)--by radio, mobile means of communication, and aircraft--each using its own facilities; by wire communications--using the facilities of the large rifle units (units);

--between large rifle, cavalry, mechanized, tank, and artillery units and the large units of the navy--by radio--each using its own facilities; through representatives of the large naval units who are located, together with their radios, at the command posts of the large units cooperating with them.

Lateral communications between adjacent units by means of wire and aircraft, as well as by mobile means of communication, are established from right to left on instructions from, and with the facilities of, the unit on the right; while radio communications are established on instructions from the senior commander.

The best assurance of coordination communications is achieved by personal contact of commanders; by the location of command and observation posts of the commanders of cooperating and supporting large units (units) together with, or immediately adjacent to, those of the combined-arms commander; and also by the exchange of liaison officers supplied with radios and mobile means of communication.

104. Rear area communications assure the chief of the rear the control of rear service units and installations and the direction of the activity of the chiefs of the rear of large units and units belonging to the corps (division). Rear area communications are established on instructions from the corps (division) chief of staff.

105. Warning communications assure the warning of the troops and rear service units and installations regarding air, tank, and chemical danger. Warnings are disseminated by special and combat radio nets, by two-station radio communications, and by wire lines, in conformance with instructions from higher headquarters. A warning may also be disseminated by visual and sound signals.

106. The principal means of communication is that which by its characteristics is most fully able to assure troop control and coordination in a given stage of the battle.

Radio is the most reliable means of communication in battle. Therefore, the loss of radio communications is inadmissible.

107. Troop control by radio takes place with the aid of radio signals,

~~S-E-C-R-E-T~~

~~S-E-C-R-E-T~~

coded maps, codes, ciphers, and conversation tables. For each battle, and occasionally also for individual stages of a battle, staffs are obliged to compose tables of radio signals.

Combat orders and combat instructions are transmitted by radio only in encoded form, and only in the event that it is impossible to transmit them faster by other means. Combat reports may be transmitted in code and by means of signals.

108. Radio transmission in the clear is permitted:

--to the artillery--in transmitting fire commands;

--to the air force--in directing aerial combat; in the transmission of combat orders in flight; in warning and directing friendly fighters to enemy planes; in the transmission of reports of observed targets from planes; in directing friendly aircraft to enemy ground targets, and in adjusting artillery fire from the air; and also in the event of accidents or forced landings, if there is no time for encoding;

--to antiaircraft defense units--in transmitting reports about enemy aircraft flights and in directing friendly aircraft to enemy aircraft;

--to small rifle (cavalry), mechanized, and tank units of battalion or smaller size--in the transmission of all orders in combat;

--in warning of air, tank, and chemical danger.

Numbers and names of units, the duty assignments of commanders, and terrain features are encoded in radio transmissions in the clear.

In order to avoid enemy provocations, one should employ, in clear-text transmissions, an authenticator parole for identification of the transmitting station.

Commanders on all levels must know how to conduct a conversation on the radio and must take care to have a radio with them under all circumstances.

109. The employment of radio communications for transmission is not permitted during regroupings, concentration of troops, and preparation for the offensive. In the defense, the employment of radio communications is permitted with the beginning of the enemy's attack and only after the disruption of wire communications.

The method of organization of radio communications with reconnaissance units (small units) and with forward battalions is established in each individual case, depending on the situation.

110. Wire communications assure the most rapid transmission of instructions and the receipt of reports, and are employed in all types of troop operations.

111. Communication by mobile means and aircraft is employed in all types of troop operations primarily for the delivery of combat documents and official packages.

~~S-E-C-R-E-T~~

~~S-E-C-R-E-T~~

The use of mobile means of communication and of aircraft assumes the utmost importance during the pursuit and encirclement of the enemy, in the withdrawal, regroupings, and shifting of troops.

For the purposes of assuring the timely delivery of combat documents to addressees, couriers of the message sections of signal centers and liaison officers enjoy priority of movement on all roads and the right to overtake columns.

112. Communication with the aid of visual and light signals is organized mainly for the transmission of commands in battle--assault, shifting fire, reaching a phase line, and also for the identification of friendly forces, etc.

113. Liaison officers are found in the headquarters of subordinate and cooperating large units (units), with their own radios and mobile means of communication. They must always be sent out as soon as the situation permits.

114. In the employment of all means of communication, especially radio and wire, it is necessary to take into account the possibility of wiretapping and interception of transmissions and conversations by the enemy. Strict troop observance of the rules of communications security and a rigid system restricting the circle of individuals enjoying communications are obligatory in all types of troop operations.

~~S-E-C-R-E-T~~

~~S-E-C-R-E-T~~

## CHAPTER IV

## POLITICAL WORK UNDER COMBAT CONDITIONS

## 1. GENERAL SITUATION

115. The combat successes of the Armed Forces of the USSR are inseparably linked with political education and the high morale of military personnel. The most valuable commanders are those who know how to combine their combat operations with the political and military education of their subordinate troops.

116. Commanders (Chiefs) bear the full responsibility for the status of political work under combat conditions. They must, daily and personally, supervise the political and military education of subordinates, leaning, in their activities, upon the political sections, Party and Komsomol organizations, utilizing their power to the fullest measure in the successful accomplishment of combat missions, and in the strengthening of military discipline and the political-morale status of the troops.

Chiefs of the political sections and deputy commanders for the political units bear direct responsibility for the organization, content, and conduct of political work under combat conditions and are required to direct it toward the fulfillment of the combat missions confronting the large units and units.

117. Political work under combat conditions is organized on the basis of the decisions of the Central Committee of the All-Union Communist Party (Bolsheviks) and the Soviet Government, the orders of the Supreme Command, the directives of the Chief Political Directorate, and the combat orders of commanders, which have as their primary aim the guaranteeing of the attainment of victory over the enemy.

118. The missions of political work under combat conditions are:

- to strengthen the combat might of the Armed Forces of the USSR, military discipline, and the political-morale status of its personnel;
- to teach soldiers, noncommissioned officers, and officers the spirit of Soviet patriotism, of Soviet national pride, and of unbounded love and devotion to the Soviet Homeland, to the Soviet Government, and to the party of Lenin-Stalin; and to teach the spirit of loyalty to the military oath and their individual responsibility for the defense of their Homeland-the Union of Soviet Socialist Republics.
- to teach personnel to have confidence in our righteous cause, to be prepared, under any circumstances and at any cost, to defend the interests, honor, and dignity of the Soviet State and the Armed Forces of the USSR;
- to explain to personnel the advantages of the Socialist system over the capitalistic; the sources of strength and power of the Soviet social and State order and of the Armed Forces of the USSR;

~~S-E-C-R-E-T~~

~~S-E-C-R-E-T~~

- to explain to personnel the reasons, character, and political aims of the war and the missions facing the Armed Forces;

- to explain to soldiers, noncommissioned officers, and officers the international and internal situation of the USSR, with extensive propaganda concerning the combat successes of the Armed Forces at the front and the labor exploits of the people in the rear;

- to teach personnel to have confidence in the strength and power of our weapons, to have a feeling of responsibility for their maintenance, and to strive continually to perfect their combat mastery, with the aim of knowing how to use modern combat equipment in combat with the enemy;

- to teach personnel to have the spirit of unquestioning fulfillment of the orders of their commanders and readiness to defend them in combat;

- to study the combat, political, and moral qualities of soldiers, non-commissioned officers, and officers; and to teach them hatred of the enemy, unswerving will for victory, and the readiness to attain it, not sparing their blood or their life;

- to teach personnel to have a lofty spirit of attack, courage, bravery, initiative, and the ability to endure steadfastly all the burdens and hardships of combat;

- to teach personnel the combat traditions of the Armed Forces, the large units [soyedineniya] and the units [chasti], and the heroic exploits of servicemen; to teach them to have a love for the unit (large unit) colors as a symbol of military honor, valor, and glory, and to aspire to protect it as the apple of their eye; and to teach them to have a spirit of military comradeship and mutual assistance in battle;

- to see to it that there is timely encouragement and recommendation for awards to servicemen distinguishing themselves in combat;

- to teach personnel intense vigilance, the skill to protect military and state secrets and to guard their large unit or unit from penetration by spies or saboteurs;

- to look after the rationing, subsistence and living conditions, and cultural needs of soldiers, noncommissioned officers, and officers;

- to study the content and methods of enemy propaganda directed against our troops, and to introduce measures among our troops to unmask this propaganda.

119. Specific combat missions determine the content, form, and methods of political work during combat.

A creative approach in organizing political support of combat operations of the troops is an important element for the success of political work during combat. A fixed pattern or mere mechanical shifting of the content, form, and methods of political work from situation to situation cannot be tolerated.

~~S-E-C-R-E-T~~

S-E-C-R-E-T

Personal contact with subordinates, a basic form of political work, is a constant responsibility of all commanders and political workers.

120. Political support of the combat operations of the troops must be continuous.

This is attained:

- by the influence of commanders and political workers on their subordinates in systematically encouraging a combat spirit and lofty political-morale status;

- by the correct allocation of Communists and members of the Komsomol to units and small units;

- by operational guidance of political education and knowing how to utilize various forms and methods of Party-political work consistent with the combat situation;

- by commanders and political workers of the large unit (unit) systematically controlling the conduct of political measures;

- by providing for uninterrupted communications between the political section and the staff and the mutual exchange of information;

- by the timely replacement of political workers who become casualties;

- by timely political information, from lower [echelon] to the higher, and from the higher to the lower.

The more complicated and difficult the situation during organization and conduct of combat, the more active the political work must be.

121. After the commander makes a decision and his directive for the political support of the impending combat operation is received, the deputy commander for political affairs must prepare a plan for the political support of the combat operations of the troops and present it to the commander for approval.

The plan for the political support of the combat operations of the troops stipulates:

- the content, forms, and methods of political work with personnel;

- the schedule for giving instructions to commanders and political workers;

- the measures which must be carried out by the Party and Komsomol organizations in the units and small units;

- the measures for mass agitation-propaganda work among personnel;

- the measures for political support in coordinating the combat arms;

S-E-C-R-E-T

S-E-C-R-E-T

- the measures for political work in rear service units and installations directed toward the uninterrupted supply of troops with ammunition, fuel, and rations;

- the measures for the conduct of political work among arriving reinforcements, studying them and rendering assistance to the staff in correctly distributing the reinforcements among the units;

- the measures for political support of the evacuation of the wounded and sick from the field of battle;

- the provisions for the prompt organization of funerals for Soviet warriors, fallen in battle for the Homeland;

- the organization of political information;

- the organization of control over the work of the political apparatus of the units, the Party and Komsomol organizations, and rendering assistance to them;

- the formation of a necessary reserve for the replacement of casualties among the political workers.

122. The deputy commander for political affairs must, timely and truthfully, brief his commander and the chief of the next higher political section concerning combat operations and the supply of the troops; concerning Party-political work, political-morale status, and military discipline; concerning the subsistence and living conditions of personnel; and concerning progress in the fulfillment of orders and directives from higher levels.

## 2. POLITICAL WORK UNDER VARIOUS CONDITIONS DURING COMBAT OPERATIONS BY THE TROOPS

123. In reconnaissance small units (units), the objective of political work is to educate reconnaissance personnel in methods of timely procurement under any circumstances of information concerning the enemy.

This is attained:

- by seeing to it that reconnaissance small units (units) are staffed with the most politically reliable, best disciplined, and the most literate of the servicemen;

- by teaching intelligence personnel the necessary qualities of truthfulness, integrity, bravery, and daring, and by developing their observation, initiative, and resourcefulness;

- by teaching intelligence personnel extreme vigilance and to skillfully guard military and state secrets under all situations;

- by explaining to every man doing reconnaissance his individual responsibilities and by indoctrinating personnel in reconnaissance small units (units) to fulfill the combat mission assigned to them by the commander;

S-E-C-R-E-T

S-E-C-R-E-T

- by carefully organizing political support for the combat operations of reconnaissance small units (units).

124. In offensive combat, the object of political work is to create in the soldiers, noncommissioned officers, and officers an intense offensive spirit and an unswerving resolution to destroy the enemy.

The success of political work in offensive combat depends upon the skillful organization of all phases of the combat operation, and this is attained:

- by political support of the secrecy of concentration of troops and materiel toward the breakthrough sector, and surprise of attack;
- by explaining to servicemen the combat mission, slogans for the impending offensive operation, and by inspiring them toward the accomplishment of the combat order;
- by explaining to personnel the necessity for guarding with utmost secrecy all measures being taken to prepare for the attack;
- by political support of mutual combat assistance and coordination between all combat arms and with adjacent units during all phases of the combat operation;
- by mobilizing personnel to conduct speedily and secretly the work of preparing the departure area for the offensive operation;
- by explaining to personnel the combat successes of the Armed Forces, of adjacent units and their own large unit (unit, small unit); and by extensively popularizing the heroic exploits of soldiers, noncommissioned officers, officers, and small units;
- by praising soldiers, noncommissioned officers, officers, and small units who have evidenced heroism and courage in accomplishing their mission;
- by personal association of commanders and political workers with the soldiers, noncommissioned officers, and officers located in the combat echelons and by directly influencing them;
- by personal examples of bravery and courage in combat on the part of the commanders, political workers, Communists, and Komsomols;
- by political support of the operations of assault detachments and assault groups;
- by organizing personnel for the consolidation of successes and for staunchly repulsing enemy counterattacks;
- by correctly distributing political workers during combat and by skillfully supervising all political work conducted among the troops.

S-E-C-R-E-T



~~S-E-C-R-E-T~~

In the interest of guarding with utmost secrecy preparations for an offensive operation, all measures for political support of the offensive operation must be agreed upon by the chief of staff and approved by the commander.

125. In the defense, the object of political work is to guarantee the invincible staunchness and steadfastness of soldiers, noncommissioned officers, and officers, and to create in them an intense offensive spirit for the shift to a decisive offensive.

This is attained:

- by explaining to personnel the combat mission of the forthcoming defensive operation, and by systematically working to strengthen military discipline, morale, stability, and steadfastness of the troops during the repulsion of enemy attacks;
- by educating personnel to a realization that no one has the right to leave occupied positions and retreat without an order from the commander;
- by personal examples of bravery and courage during combat on the part of commanders, political workers, Communists, and Komsomols;
- by organizing personnel to accomplish speedily and secretly the work of constructing, equipping, and camouflaging positions and defensive installations;
- by explaining to personnel the significance of accurate and massed fire in defensive combat;
- by political support of mutual combat assistance and coordination with all combat arms and with adjacent units;
- by political support of operations by outpost and reconnaissance detachments, combat outposts, and observation and listening posts;
- by political work among the units (small units) designated to combat enemy airborne attacks;
- by explaining to personnel the necessity for maintaining extreme vigilance, by organizing countermeasures against enemy provocation, and by unmasking enemy propaganda;
- by using, in political work, reports of successful offensive operations by our troops on other sectors of the front, and the facts about the heroic exploits of soldiers, noncommissioned officers, and officers;
- by praising soldiers, noncommissioned officers, officers, and small units who have displayed steadfastness and stubbornness in repulsing the attacks of the enemy.

In defense, great significance is attached to individual work with each serviceman. Commanders and political workers must pay particular attention to this.

~~S-E-C-R-E-T~~

S-E-C-R-E-T

126. During combat in encirclement or escape from encirclement, the object of political work is to maintain a high state of offensive spirit, to organize all personnel to display exceptional self-control, staunchness, organizational ability, and discipline, and not to permit the slightest display of feelings of depression, of doom, or of uncertainty as to the ultimate victory.

This is attained:

- by the personal examples of the commanders and political workers in their continual association with soldiers and noncommissioned officers;

- by **staunchness**, bravery, and courage of Communists and Komsomols in the combat formations and by their skill in leading all servicemen;

- by explaining the special importance of mutual support and comradely assistance during combat in encirclement;

- by **mercilessly** struggling against alarmists and cowards;

- by unmasking enemy propaganda and possible provocation efforts of the enemy;

- by distributing to personnel reports of our combat successes at the front and using these reports to raise the morale of our troops;

- by using in political work the fact that assistance is being rendered to the encircled troops by means of reinforcements, ammunition, fuel, weapons, and rations;

- by explaining to all personnel the necessity for the maintenance of weapons, combat equipment, military supplies, and the necessity for economical utilization of ammunition, fuel, and rations.

127. During disengagement and withdrawal, the object of political work is to strengthen combat spirit and discipline, to create staunchness and steadfastness of troops in rear guard actions, and not to permit evidence of panic, disorganization, or low morale.

This is attained:

- by mobilizing personnel in the covering units and rear guards for courageous, decisive, and active combat operations with the object of assuring the orderly disengagement and withdrawal of the main forces;

- by personal examples of staunchness and steadfastness on the part of commanders, political workers, Communists, and Komsomols in rear guard actions;

- by political support of coordination between large units (units) and adjacent units;

- by explaining to personnel the necessity for the maintenance of weapons, combat equipment, and military supplies;

S-E-C-R-E-T

~~S-E-C-R-E-T~~

- by mercilessly struggling against alarmists and cowards;
- by reinforcing the political workers in the units and small units which are covering the disengagement and the withdrawal;
- by seeing to it that there is timely evacuation of the sick and wounded.

128. During troop movements, the object of political work is to guarantee the timely arrival of troops in the assigned area fully prepared for combat.

This is attained:

- by explaining to personnel the necessity for observing military order, discipline, camouflage rules, and increased vigilance, and for keeping military secrets and the secrecy of the movement;
- by political support of the operations of units (small units) guarding the march;
- by constantly seeing to it that the strength of the servicemen is conserved, that they are given timely feeding and rest periods, by observing water discipline, and in winter by seeing to it that protective measures are taken against frostbite;
- by mobilizing personnel to maintain weapons, combat equipment, and military supplies;
- by correctly distributing political workers;
- by organizing continuous political-educational and mass-cultural work.

129. In the disposition of troops at a halt, the object of political work is to guarantee combat readiness and extreme vigilance, and the keeping of military secrets and secrecy of the disposition of troops. In order to do this, commanders and political workers must include a maximum number of personnel in their political-educational and mass-cultural work.

In organizing political work, special attention must be given to political support of the combat readiness of troops and to the operations of units (small units) on outpost security.

130. In rear service units and installations, the object of political work is to guarantee timely and complete supply of units and small units with ammunition, fuel, rations, and with everything necessary for troop maintenance and the conduct of combat operations.

This is attained:

- by mobilizing personnel of the rear service units and installations to accomplish missions, assigned by the commander of the large unit, for the support of the troops with ammunition, fuel, and rations, especially during offensive operations;

~~S-E-C-R-E-T~~

S-E-C-R-E-T

- by educating the personnel of rear service units and installations to be conscious of the necessity for carefully conserving ammunition, rations, fuel, and other military supplies;

- by daily taking care that the feeding and subsistence and living conditions of personnel are improved; by strictly observing the full and timely supply of the prescribed allowances of rations to the servicemen;

- by explaining to auto transport drivers the necessity of timely delivery of ammunition, fuel, rations, and other military supplies to the troops and the necessity for their observance of traffic schedules en route;

- by mobilizing the personnel of small repair units quickly to evacuate military vehicles and armament from the combat area and repair them;

- by explaining to the chiefs and personnel of medical installations at all levels the importance of quickly evacuating wounded from the combat area and rendering prompt medical assistance;

- by praising the servicemen in the rear service units and installations who have distinguished themselves in supporting troops with everything necessary for life and combat;

- by political support of the defense and security of the rear area and objects in the area;

- by seeing to the prompt organization of the burial of Soviet warriors, fallen in combat for the Homeland.

131. Political work among enemy troops and the population located in the enemy front line areas has the following missions:

- to study systematically the political-morale status of enemy troops and population by means of: observing the conduct of soldiers and officers during combat, political interrogations of prisoners and defectors, interrogations of the local populace, and collecting and studying captured documents and literature;

- to conduct among enemy troops printed, oral, and visual propaganda and agitation work, with the object of political demoralization and undermining of the morale of the enemy soldiers and officers;

- to study the content of enemy propaganda among the population located in enemy front line areas and organize political work to unmask this propaganda;

- to organize political work among the prisoners prior to their evacuation to the rear.

S-E-C-R-E-T

~~S-E-C-R-E-T~~

CHAPTER V

COMBAT SECURITY ~~[OBSPECHENIYE]~~ OF TROOPS

132. Combat security has as its purpose giving troops the opportunity under any circumstances to enter combat promptly and in an organized manner and securing them against sudden attack of the enemy on the ground and in the air.

Combat security of troops includes:

- organization and conduct of all types of reconnaissance ~~[razvedka]~~;
- organization of security ~~[okhraneniye]~~;
- organization of antitank and antiaircraft defense;
- measures for combatting enemy airborne landings;
- organization of antichemical defense;
- measures for security of boundaries and flanks;
- camouflage of troops and important installations.

Combat security is carried out continuously by troops in every situation.

1. RECONNAISSANCE ~~[RAZVEDKA]~~

133. Reconnaissance is one of the most important measures for the combat security of troops. Continuous and active conduct of reconnaissance is a primary responsibility of commanders and staffs of all echelons in every situation.

Reconnaissance must obtain timely information concerning the enemy, terrain, weather, and area of contemplated operations which is necessary for the commander's making of a decision.

Reconnaissance must determine the disposition of the enemy, his strength, composition, and grouping; define the character of his operations, intentions, and combat preparedness; and determine the nature of the enemy defensive installations and obstacles.

Terrain reconnaissance must clarify the character and peculiarities of the relief, natural barriers and landmarks, soil and road conditions, and the degree of influence of the terrain on the disposition and actions of friendly and enemy forces.

Reconnaissance of the area of contemplated operations must clarify the political attitude of the local population, and the economic, medical ~~[sanitarnoye]~~, and veterinary condition of the area.

~~S-E-C-R-E-T~~

S-E-C-R-E-T

Weather reconnaissance has as its purpose the timely receipt of information concerning meteorological conditions and expected changes in the area of combat operations.

134. Reconnaissance is conducted actively and continuously, both day and night, along the front, flanks, and boundaries of large units and in the rear of the enemy. The principal forces and means detailed for reconnaissance must be employed on the main direction and to reconnoiter the most important objectives.

Contact, once established with the enemy, must not be interrupted. Systematic observation is established over located enemy groupings.

135. Troop reconnaissance is conducted with the forces and means of all arms and services with extensive employment of radar [radiolokatsiya] and other technical means of reconnaissance.

The principal types of troop reconnaissance are:

- ground reconnaissance;
- air reconnaissance;
- sea reconnaissance.

The forces and means detailed for reconnaissance in each instance are determined by the assigned mission, the disposition and operations of the enemy, the nature of the terrain, and the distance of the objectives to be reconnoitered.

136. Ground reconnaissance affords the opportunity:

- to determine with the greatest possible reliability the location, grouping, composition, identification, and combat preparedness of enemy units, and the character of his defensive installations, obstacles, and system of fire;
- to maintain constant contact with the enemy;
- to follow continuously the operations of the enemy and the changes of his grouping, and also his construction of engineer-type and other works;
- to receive indispensable information concerning the terrain and area of anticipated operations.

Ground reconnaissance is conducted in coordination with air reconnaissance.

137. Air reconnaissance is conducted both by reconnaissance aviation and by other branches of aviation.

Air reconnaissance in the interest of the corps (division), as a rule, is organized by the army staff up to a depth of 100-150 km. It is conducted by visual observation, radar [radiolokatsiya], and photography.

S-E-C-R-E-T

~~S-E-C-R-E-T~~

Reconnaissance information, obtained by air reconnaissance, is immediately disseminated to all interested headquarters.

Reports, transmitted by radio from aircraft, are received by all headquarters of large units and units.

In organizing air reconnaissance the following must be determined:

- the means of identification by aviation of friendly units and small units of ground reconnaissance and the means of communication with them;
- means of guiding our own ground reconnaissance units and small units to the enemy objectives by aircraft.

138. Sea reconnaissance is conducted by units and large units of surface vessels, submarines, coast defense forces, and naval aviation.

139. Under conditions of immediate contact with the enemy information is obtained: by reconnaissance in force, raids, ambushes, observation, tapping and interception of enemy conversations; by means of artillery instrument reconnaissance and radar; by reconnaissance of engineer and chemical warfare troops; and also by interrogation of prisoners and defectors and by study of captured documents and materiel.

140. Reconnaissance in force, before the beginning of the attack, is accomplished according to the decision of the army commander; in the remaining cases-- by the decision of the corps (division) commander.

Reconnaissance in force is accomplished by reinforced forward battalions or by reconnaissance detachments, supported by massed artillery fire and air operations.

During reconnaissance in force, observation is conducted from all observation posts and from the air, and also by means of artillery instrument reconnaissance, and by means of engineer and chemical warfare troops and radar.

141. Observation is organized for all types of combat operations. A network of observation posts is organized.

Ground observation is supplemented by air observation and by extensive employment of artillery instrument reconnaissance, radar, and means of communication. Observation is conducted continuously, by trained observers drawn from among soldiers, noncommissioned officers, and officers.

The corps (division) commander is personally responsible for conducting observation of enemy operations and friendly forces on the most important directions, for interrogating personally certain prisoners and defectors, for examining the most important captured enemy documents, and for familiarizing himself with captured arms and combat equipment.

142. The interrogation of prisoners and defectors is one of the most important sources for gathering information concerning the enemy.

Information received by interrogations of prisoners and defectors should be compared with information received from other sources.

143. In the absence of immediate contact with the enemy, the following are sent out to conduct reconnaissance:

~~S-E-C-R-E-T~~

S-E-C-R-E-T

- reconnaissance detachments varying in size from a reinforced company to a reinforced battalion (in the cavalry, one or two troops);
- separate reconnaissance patrols varying in size from a squad to a platoon;
- separate mounted patrols (cavalry) varying in size from a squad to a platoon;

Reconnaissance detachments, separate reconnaissance patrols, and separate mounted patrols are organized from organic reconnaissance units and small units or from the composition of rifle (cavalry, mechanized, tank) units.

A reconnaissance detachment receives for its reconnaissance a zone or direction, but a separate reconnaissance patrol and separate mounted patrol-- a direction or an objective. The width of the zone for reconnaissance is determined by the mission, the strength of the detachment, the presence of roads, and conditions of the terrain.

A reconnaissance detachment the size of a rifle (motorized rifle) battalion, receives a zone up to 8 km; a detachment the size of a rifle (motorized) company or two troops - up to 5 km; a troop size detachment-up to 3 km. Translator's note: "motorized rifle" refers to a motorized rifle unit from a tank or mechanized division; "motorized" is a temporarily motorized foot unit.

The distance of small units (units), detailed for reconnaissance, from the outpostline of their own forces, is determined by the reconnaissance mission, by the composition of the small unit and means of movement, and also by the possibility of maintaining communications with them.

The distance can extend:

- for a reconnaissance detachment: on foot-up to 15 km, cavalry-up to 20 km, and motorized (mechanized)-up to 30 km;
- for a separate reconnaissance patrol: on foot-up to 8 km, and motorized (mechanized)-up to 20 km;
- for a separate mounted patrol-up to 15 km.

144. The mission for small units (units), detailed for reconnaissance, is assigned personally by the commander or chief of staff.

Indicated in the mission are:

- information concerning the enemy;
- information concerning one's own and adjacent small units which are conducting reconnaissance;
- the combat composition of the small units (units), detailed for reconnaissance, and missions based on phase lines, objectives, and time;

S-E-C-R-E-T



~~S-E-C-R-E-T~~

- time of departure on a reconnaissance mission, the zone or direction (objective) of reconnaissance, the final point or line, time for completion of reconnaissance, and whither to return;

- to whom, where, and by what time to make reports;

- the method of maintaining communication;

- the means of recognition of friendly reconnaissance aircraft and the means of communication with them;

- the method of passing through one's own front line, the password and countersign.

During reconnaissance, it is forbidden to carry maps with notes concerning the disposition of friendly forces or to carry combat and personal documents.

145. Large units and units of artillery, engineer, chemical warfare, and signal troops conduct reconnaissance independently, and also include their own observers in the composition of the reconnaissance small units (units), being sent out by large combined-arms units.

All information concerning the enemy, obtained by reconnaissance of artillery, engineer, chemical warfare, and signal troops, is reported immediately to the corps (division) staff.

146. Recorded information concerning the enemy must be immediately and carefully evaluated and verified by means of comparison with information received from other sources. Even insignificant information, when compared with other information, often permits the making of important conclusions. A thorough analysis of reconnaissance information ought to give the commander the opportunity to discover the enemy's intent, to determine his weaknesses and strengths, and to make a correct decision.

147. The corps (division) commander personally bears responsibility for the organization of reconnaissance in the corps (division). He is responsible for assigning reconnaissance missions to the corps staff and for designating the necessary forces and means.

The corps (division) staff, on the basis of the commander's directives, works out the reconnaissance plan, organizes it, evaluates and interprets information obtained by reconnaissance, reports to the commander and higher headquarters, and informs them concerning their own and neighboring forces.

## 2. SECURITY

148. Security is organized with the following aims:

- to insure for the forces time and suitable conditions for deployment and entering into combat;

- to protect one's own troops from sudden enemy attacks on the ground and in the air;

~~S-E-C-R-E-T~~

S-E-C-R-E-T

- to prevent enemy reconnaissance of the troops for which security is being provided;

149. Security is provided for troops: on the march-by march security; while at a halt-by security at the halt; in combat-by combat security.

Besides this, under all conditions, troops organize local security.

150. The forces and means designated for security are determined by the situation and the nature of anticipated operations.

Security must include in its composition, as a rule, small units of all arms and small units of special troops.

### 3. ANTITANK DEFENSE

151. Antitank defense is organized for the purpose of repelling attacks by enemy tanks and self-propelled artillery by inflicting upon them the greatest possible losses.

In all instances it is necessary to attempt to break up the tank attack being prepared by the enemy by delivering blows with artillery and aviation.

The antitank defense of troops includes:

- organization of reconnaissance, observation, and a warning system;
- a system of antitank fire of the artillery;
- the fire of self-propelled artillery, tanks, and aviation;
- the employment of infantry antitank weapons and flame throwers;
- antitank obstacles and natural barriers in combination with a system of antitank fire;
- the maneuver of artillery-antitank reserves and mobile obstacle-placing detachments.

152. Reconnaissance, observation, and a warning system have as their purpose the timely disclosure of enemy tanks and the swift alerting of the troops to the danger from tanks. This is accomplished by all ground reconnaissance means, by specially posted observers, by security forces, by air-raid warning posts, and also by means of radar radiolokatsiya and aviation.

153. Antitank defense is organized by commanders at all echelons under all conditions.

The following are included in the plan for antitank defense:

- the method of employing the artillery, self-propelled artillery, tanks, aviation, and antitank obstacles;

S-E-C-R-E-T

S-E-C-R-E-T

- the designation and method of employing the artillery-antitank reserve and mobile obstacle-placing detachments;
- deployment lines for the artillery-antitank and tank reserves to repel enemy tank attacks;
- the organization of reconnaissance, observation, and a warning system.

Moreover, in the defense plan the creation of battalion antitank strong points and antitank areas is provided for.

#### 4. ANTI-AIRCRAFT DEFENSE

154. Antiaircraft defense is organized for the purpose of combatting enemy aviation, repelling its strikes against our troops and installations, and prohibiting his conduct of air reconnaissance.

Antiaircraft defense of troops includes:

- the organization of reconnaissance, observation, and a warning system;
- the system of fire of the antiaircraft weapons, and the operation of searchlights and radar stations;
- the combat operations of fighter aviation;
- the fire of infantry weapons for the destruction of low-flying enemy aircraft.

155. The troops and rear service units and installations under all conditions are responsible for conducting continuous air observation and for maintaining weapons in constant preparedness for repelling enemy aviation.

Reconnaissance, air observation, and a warning system have the mission of timely location of enemy aviation and the immediate warning of the troops concerning the danger of enemy air attack.

In each large unit and unit, air observation must go on 24 hours a day. It is accomplished by means of radar and air observation posts, which are organized in the headquarters of all large units and units, and also in the area of disposition of rear service units and installations and separate installations /Obyektov/.

A warning of enemy aircraft or airborne landings is sent by all available means of communication with highest priority.

The warning signal received by a station is immediately transmitted to the antiaircraft artillery, fighter aviation, subordinate large units (units), neighboring troops, rear service units and installations, and higher headquarters.

156. The distribution of antiaircraft artillery is accomplished in consideration of the most adequate antiaircraft coverage of the main grouping of troops.

S-E-C-R-E-T

~~S-E-C-R-E-T~~

For the concerted operations of antiaircraft artillery and fighter aviation, cooperation must be organized, which is attained by the allocation of zones, targets, and altitudes.

Fighter aviation covers the disposition, movement, and combat operations of friendly troops and other most important installations.

The selection of the method of operation of fighter aviation depends upon the mission assigned, its composition, and the ground conditions and air situation.

158. Antiaircraft defense is organized by commanders on all levels under all conditions.

In the interest of better employment of all means of antiaircraft defense the corps (division) staff works out the plan for antiaircraft defense, which is approved by the corps (division) commander.

The plan of antiaircraft defense stipulates the following:

- what, when, where, and at what time it is necessary to provide cover;
- the organization of reconnaissance and air raid warning system;
- the missions and deployment of the antiaircraft defense means, the order of their displacement during the stages of battle and on the march, and the method of controlling them;
- the organization of mutual coordination of antiaircraft defense means within large units (units) and with adjacent units.

159. Troops, independent of the presence of special antiaircraft defense means, must carry on combat against enemy aviation with their own weapons. In addition, they are responsible for their own timely dispersal, camouflage, organization and utilization of cover, and also for adopting antichemical and fire protection, and medical and veterinary aid.

#### 5. COMBAT AGAINST AIR BORNE LANDINGS

160. For the destruction of enemy airborne landings, the following measures are adopted:

- reconnaissance of the areas of probable concentration of enemy airborne troops and continuous lookout for airborne movements;
- crushing defeat of airborne troops in the marshalling area;
- destruction of airborne troops in the air and while jumping (landing);
- destruction of airborne troops in the drop (landing) zone.

Aviation, antiaircraft artillery, and reserves are employed against enemy airborne landings.

~~S-E-C-R-E-T~~

~~S-E-C-R-E-T~~

Combat against enemy landings is conducted also by all units and installations in whose area the drop (landing) takes place.

161. Aviation destroys enemy airborne landing forces in the marshalling areas, along their flight path, and also during the drop (landing) and during their operations on the ground.

Antiaircraft artillery is employed for the destruction of airborne landing forces in the air, and also during their drop (landing).

162. On the basis of the commander's decision the corps (division) staff works out the plan for combat against enemy airborne landings. The plan includes the following:

- the assignment of commanders directly responsible for the destruction of airborne forces in each area;
- organization of observation of possible drop (landing) zones;
- forces and means which are designated for combat against airborne landing forces, and also the transportation necessary for their swift movement to probable drop (landing) areas;
- areas of concentration of designated troops and means and routes of movement to probable drop (landing) areas;
- coordination of the designated forces and means with remaining troops;
- measures for reinforcing the security of the troops, headquarters, rear service units and installations, the division and regimental rear area, supply and evacuation routes, and important installations;
- a system of warning and communications;
- the time of readiness of men and material for action.

163. The swiftness and decisiveness of troop operations against enemy airborne landings assure their swift destruction.

Units (small units), designated for combat against airborne landing forces, must be carefully prepared for coordination amongst themselves, with the air raid warning system, and with aviation, and are held in constant readiness for immediate movement to and swift arrival at the drop (landing) area.

## 6. ANTICHEMICAL DEFENSE

164. The security of troops from sudden enemy employment of chemical weapons and the guarantee of freedom of action in instances of an enemy chemical attack is the mission of antichemical defense.

Antichemical defense is organized in every instance, and is carried out by commanders on all levels.

~~S-E-C-R-E-T~~

~~S-E-C-R-E-T~~

Antichemical defense includes:

- warning measures for the troops against chemical attack;
- the breaking up or weakening of the enemy chemical attack;
- the immediate defense of the troops from the effects of poisonous substances;
- the elimination of the effects of the enemy chemical attack.

For the best employment of all the antichemical defense means, a plan for antichemical defense is worked out by the corps (division) staff.

165. For timely warning of the troops against an imminent enemy chemical attack, the following measures are necessary:

- the conduct of continuous chemical reconnaissance of the enemy, the terrain, atmosphere, and weather by all arms and services;
- the organization of continual chemical observation both in the area of disposition of the troops and to their rear;
- the establishment of unified warning signals and the assurance of their priority transmission by all means of communication.

166. The breaking up of an enemy chemical attack is accomplished by the actions of aviation and artillery-mortar fire against enemy chemical depots and bases, and against assembly areas and areas of deployment of his chemical warfare troops.

167. Measures for immediate defense of the troops from the effects of poisonous substances include the following:

- furnishing the troops with individual and collective means of antichemical protection and their maintenance in constant readiness;
- timely and skillful employment of antichemical defense means and decontamination;
- the relief of units and small units in the event of a prolonged exposure to chemical effects or their rest by turns in shelters equipped for antichemical protection;
- bypassing or surmounting contaminated sectors.

168. For elimination of the effects of a chemical attack, the following steps are necessary:

- administration of first aid on the field of battle to those stricken by poisonous substances;

~~S-E-C-R-E-T~~

~~S-E-C-R-E-T~~

- decontamination of weapons, materiel, clothing, and equipment;
- marking of boundaries of contaminated sectors of terrain;
- construction of passageways through contaminated sectors or complete decontamination of the individually most important sectors of terrain;
- withdrawal of contaminated rations and forage for further examination.

#### 7. SECURITY OF BOUNDARIES AND FLANKS

169. Reliable security of boundaries [stykov] and flanks in all types of combat must be a continual responsibility of each commander.

It is achieved by:

- establishment of responsibility for each boundary and flank;
- reinforced reconnaissance forward of the boundaries and on the flanks;
- coordination of flank units and large units in fire and maneuver and the presence of stable communications between them;
- bringing together the necessary quantity of artillery and mortars for the security of boundaries and flanks;
- the deployment of the second echelons and reserves toward the boundaries and flanks;
- the creation of obstacles.

Security of the boundaries and flanks is organized throughout the entire depth of the combat formations of the participating troops.

In the defense, the organization of the security of the boundaries between large units is formulated by agreements which are compiled by the representatives of adjacent large units and higher headquarters.

170. During enemy attempts to break through at the boundaries, mutual support of adjacent units and large units is accomplished primarily by weapons.

Mutual deployment of weapons must create interlocking fire in front of the boundaries. If the enemy makes a penetration at the boundary, he must be counter-attacked on the flank, surrounded, and destroyed.

#### 8. CONCEALMENT

171. The purpose of concealment is to maintain the secrecy of the maneuver and disposition of troops from any type of enemy reconnaissance and to deceive him with respect to the grouping and intentions of our troops.

~~S-E-C-R-E-T~~

~~S-E-C-R-E-T~~

172. The corps (division) commander in all combat situations is responsible for adopting all measures for the concealment of large units (units). This is achieved:

- by utilization of darkness, and conditions of terrain and weather;
- by application of standard and improvised means of camouflage;
- by the construction of dummy installations;
- by the organization of sound discipline [zvukomaskirovka], imitated sounds, and anti-radar devices;
- by application of smoke agents.

The checking of troop concealment is carried out by controlled ground observation and air observation, and also by radar.

Engineer troops execute the most complex measures for concealment.

~~S-E-C-R-E-T~~



S-E-C-R-E-T

## CHAPTER VI

ORGANIZATION OF THE TROOP REAR  
AND MATERIAL SUPPORT OF THE TROOPS

## 1. GENERAL PRINCIPLES

173. The troop rear consists of rear service units (small units) and installations which form an integral part of large units and units. The purpose of these installations is to support and service such units.

174. For the disposition and work of the troop rear, as a rule, supply and evacuation routes and troop rear areas are designated.

175. Troop rear areas are assigned only to rifle divisions, mechanized divisions, and cavalry corps operating in the first echelon.

Rear service units and installations of large units which operate in the second (third) echelons, and which compose the reserve, are placed, on the order of the corps (division) commander, in the troop rear areas of the large units of the first echelon. In special cases, independent troop rear areas may be assigned to them.

176. Troop rear areas may be of different sizes. The areas are determined on the basis of the situation, and also on the possibilities for the disposition and organization of the work of rear service units and installations. A troop rear area may be up to 40 kilometers in depth.

The troop rear area in the defense and in a withdrawal is usually subdivided into regimental rear areas up to 15 kilometers deep and into a division rear area up to 25 kilometers deep. The rear boundaries of regimental rear areas are decided by the division commander.

In the preparation of offensive operations and during their course, the depth of the troop rear area is reduced as much as possible and regimental rear areas, as a rule, are not designated.

177. The rear area is delimited as follows: on the right and left--by the boundary lines with adjacent units; on the rear--by the boundary with the rear area which comes next in depth.

178. The supply and evacuation routes in the troop rear area are assigned by the corps (division) order for the rear. The direction of these routes and their number are determined by the situation and the existence of roads in the troop rear area, as well as by the possibilities for their repair or construction anew. Supply and evacuation, as a rule, are distributed and carried out over the largest possible number of routes.

Preparation, maintenance, and servicing of the supply and evacuation routes are usually done as follows: from the supply station to the line of division dumps--by army personnel and equipment; and from the line of division dumps to the front line--according to instructions of the corps (division) commander.

S-E-C-R-E-T

~~S-E-C-R-E-T~~

2. MATERIAL SUPPORT OF TROOPS

179. The material support of troops is accomplished according to classes of supply.

Classes of supply are as follows:

--artillery supplies (ammunition, infantry and artillery-mortar armament, and other artillery equipment);

--armored forces supplies (tanks, self-propelled artillery, armored cars, armored personnel carriers; and other armored equipment);

--automobile and tractor supplies;

--engineer supplies;

--fuel and lubricants;

--rations and forage;

--clothing;

--signal communication supplies;

--chemical defense supplies;

--political and educational material;

--medical and sanitary supplies;

--veterinary supplies;

--fuel [for heating], heating and lighting equipment;

--topographical maps;

--financial allowance.

The basic classes of supply are the following:

--ammunition;

--fuel and lubricants;

--rations and forage;

--combat materiel of all types.

Each class of supply is handled by a chief of service (chief of class of supply); who is directly subordinate to the commander of the corresponding arm (to the chief of service), or to the chief of the rear of a large unit.

~~S-E-C-R-E-T~~

S-E-C-R-E-T

The chief of political affairs of a large unit is in charge of supplying political and educational material; the chief of staff of a large unit supplies topographical maps; and the chief of the financial section of a large unit is in charge of financial affairs.

180. The supply of divisions and of corps units with materiel of all types is made directly by the chiefs of the appropriate services of the army. A rifle corps does not have rear service units, installations, and stocks of materiel. A cavalry corps does have rear service and installations, which are used to supply its cavalry divisions and corps units.

181. Each division and regiment (separate units) has transportable supplies [podvizhniye zapasy] of materiel, which are constantly replenished by bringing up new supplies from the rear.

The extent of transportable supplies in large units (units) is set up by quotas and tables. According to the situation and the mission to be carried out, the supplies of large units (units) can be increased or reduced by order of the army commander.

182. Transportable supplies are divided into those to be used and those of an emergency nature that are to be used in particular circumstances only upon the authorization of a senior officer.

Emergency supplies consist of the following: one or two daily rations in the soldiers' and noncommissioned officers' possession; part of the ammunition carried by soldiers and noncommissioned officers; and also part of the ammunition carried along with machine guns, guns, mortars, and in combat vehicles.

183. The estimate of the troops' requirements and the assessment of their adequate provision are expressed in units of supply as follows:

- ammunition--in units of fire;
- fuel and lubricants--in units of refills;
- rations and forage--in daily rations;
- spare parts, accessories, and tools--in sets of equipment;
- stocks of antichemical defense--in units of equipment, charges;
- other types of stocks--in units.

184. For the purpose of protecting and storing ammunition, fuels and lubricants, rations, forage, and clothing, as well as for taking over from units stocks intended for evacuation or for repair shops, division dumps are set up in the troop rear area.

The area where the division dumps are located is designated in the corps (division) order for the rear.

S-E-C-R-E-T

S-E-C-R-E-T

## 3. ORGANIZATION OF SUPPLY

185. The transport of supplies from supply stations (piers) or from advanced ground storage sections of army depots to the division dumps is done by army transportation facilities according to army plans. The army chief of the rear is responsible for the organization of the bringing up of supplies to the division dumps in time.

Whenever necessary, by order of the army chief of the rear, the bringing up of supplies may be made by army transportation facilities to regimental dumps and regimental ammunition supply points.

By decision of the army commander, division motor transportation may be used jointly with army transportation from supply stations or from advanced ground storage sections of army depots to regimental dumps, and artillery and mortar fire positions, or to division dumps.

186. Bringing up of supplies from the division dumps to regimental dumps and regimental ammunition supply points is accomplished by division transportation facilities or by joint division and regimental transportation facilities. The timely delivery of supplies to regimental dumps and regimental ammunition supply points is the direct responsibility of the division chief of the rear.

187. Transportation returning to the rear area is utilized first of all for the evacuation of the wounded and sick. Should there be no sick and wounded, the vehicles are loaded with surplus equipment, or with equipment requiring repairs, with empty shell cases, artillery packing materials, and other equipment due for evacuation.

188. If necessary, the delivery of supplies to the troops may be effected by air. In such cases, the commander of a large unit (unit) must:

--select a landing strip or a strip where the dropped supplies can be collected, and accurately define its limits;

--insure that the aircraft receive recognition marks and signals;

--assign teams for the unloading and the protection of the aircraft and the collection of dropped supplies.

## 4. MEDICAL SUPPORT

189. For the purpose of giving medical assistance to the wounded and sick in troop rear areas, battalion, regimental, and division aid stations are established.

The division aid stations are established up to 10 kilometers from the front line.

In case of need, army hospitals are set up close to division aid stations to reinforce them.

S-E-C-R-E-T

S-E-C-R-E-T

190. Prompt evacuation of the wounded and sick from the battlefield is one of the most important duties of the commanders of large units (units), rear area chiefs, and chiefs of medical services.

Evacuation of the wounded and sick from front to rear is carried out by the transportation facilities of the higher large unit (unit).

Evacuation of the wounded and sick from units (small units) of special troops is carried out by their own transportation facilities to the nearest aid stations of combined-arms units and large units.

191. Those who are sick with contagious diseases are evacuated to army communicable disease hospitals by transportation facilities especially designated for this purpose.

#### 5. REPAIR AND EVACUATION OF MOTOR VEHICLES, ARMAMENT, AND EQUIPMENT

192. The repair of disabled and damaged combat and transport motor vehicles is to be made at the place of the accident by whatever means are available to the unit. In case repairs cannot be effected on the spot, the disabled vehicles are evacuated to regimental and division collecting points for disabled vehicles or directly to the appropriate division or army repair shops.

Collecting points for disabled vehicles are organized by order of the commanders of large units (units). They are established on the routes of supply and evacuation in the troop rear area in concealed places, where it is convenient to make repairs.

193. Regimental and division repair shops are established for minor (current) repairs, as well as for some medium repairs of armament, combat, and other supplies, usually in the rear area where regimental and division dumps are located.

194. Evacuation to the rear of damaged or unserviceable armament and combat equipment, if repair on the spot cannot be made, is to be carried out by means of the higher large unit, and also by empty vehicles going after supplies.

195. The organization of salvaging on the battlefield of captured or our own weapons, combat equipment, and other stocks, and their timely evacuation to the rear, is a responsibility of the chief of the rear as well as of the commanders of various arms and the chiefs of services.

#### 6. VETERINARY SUPPORT

196. For the purpose of giving veterinary aid to horses and other animals in the troop rear area, regimental and division veterinary hospitals are set up.

197. Evacuation of horses and other animals is carried out in the following way:

--from regimental veterinary hospitals to the division veterinary hospital, by means available to the regiment;

S-E-C-R-E-T

S-E-C-R-E-T

--from the division veterinary hospitals to the army field veterinary hospital, by the means of the army veterinary evacuation hospital.

Evacuation in the cavalry is carried out as follows:

--from regimental veterinary hospitals to the division veterinary hospital, by means available to the division veterinary hospital;

--from division veterinary hospitals to the army field veterinary hospital, by the means of the veterinary evacuation hospital attached to the cavalry corps.

Wounded and sick horses and other animals which are capable of following the troops and do not require prolonged treatment are to be left with the troops for treatment.

#### 7. EVACUATION OF PRISONERS-OF-WAR

198. Prisoners-of-war are to be removed from the area of combat operations without delay. They must be conveyed by order of the unit commander to the regimental and division prisoner-of-war collection points, which are established by the regimental and division staffs by using the headquarters commandant small units.

Evacuation of prisoners-of-war from division collection points to army prisoner-of-war reception points is carried out on orders of the army staff.

#### 8. SECURITY AND DEFENSE OF THE TROOP REAR

199. The commander of a large unit is responsible for the organization of the security and defense of the troop rear. The chief of the rear directly organizes the security and defense of the areas where rear service units and installations are located, in accordance with instructions issued by the commander of the large unit.

The rear service units and installations, as a rule, organize and carry out the security and defense of their own locations with their available means.

In case of need, teams [komandy] are detailed by order of the division commander for the security and the defense of division dumps and for the conduct of loading or unloading operations.

For the security of transportation en route, an escorting force is assigned by order of the commander of a large unit (unit) if there is a threat of attack on the part of the enemy ground forces.

200. In the case of a hostile population or enemy groups being present in the troop rear area, it is necessary to act as follows:

--to deploy rear service units and installations as compactly as possible and to organize a strengthened security and defense;

S-E-C-R-E-T

~~S-E-C-R-E-T~~

--to prohibit single men, motor vehicles, and supply vehicles from traveling alone on dirt roads, and instead to form armed teams and columns;

--to take steps to clear the area of remaining enemy groups and of saboteurs.

#### 9. CONTROL OF THE TROOP REAR

201. Upon deciding the organization of the rear, the corps (division) commander must provide for:

--the extent of supplies, dates of accumulation, and the order of their echelonment;

--the consumption quotas of ammunition, fuel, and lubricants by large units (units), based on the authorized average consumption quota;

--the schedule of transporting supplies to the divisions (units);

--the demarcation lines of the troop rear area, and supply and evacuation routes of large units (units), in case they have not been indicated by a higher commander;

--the areas which should not be occupied by rear service units and installations;

--the order of the utilization of transportation facilities in accordance with the existing situation;

--the measures to be taken for the enforcement of strict order in the troop rear area, as well as for the security and defense of this area;

--the manpower and facilities to be detailed for road, loading, and unloading work;

--the tasks in connection with the political support of the operations of rear service units and installations.

202. On the basis of the decision of the corps (division) commander and on the order for the rear of the higher commander, the corps (division) order for the rear is issued, in which are indicated:

--the basing of the corps (division);

--the routes of supply and evacuation, and who is charged with their servicing;

--the demarcation lines of the troop rear area;

--the time and deployment places of rear service units and installations, and their displacement in the course of combat;

--the areas where division (regimental) dumps are set up;

--the areas for the dumps of the large units (units) attached for reinforcement;

~~S-E-C-R-E-T~~

~~S-E-C-R-E-T~~

- the stockpiling of supplies (location, quantities, and timetable);
- the norms of expenditure of basic classes of supplies;
- the order and delivery schedules of supplies to large units (units);
- the evacuation procedures of medical, veterinary, technical elements, and other types of evacuation;
- the procedure for exploiting local facilities;
- the organization of communications with rear service units and installations;
- the security and defense of the rear;
- the location of the rear command echelon;
- where and when messages and reports on the rear should be submitted.

The order for the rear is worked out by the chief of the rear and is signed by the commander, the chief of staff of the corps (division), and the chief of the rear.

203. The chief of the rear is charged directly with the organization of the work of the rear and with reporting to the corps (division) commander on all matters concerning material support.

The chief of the rear has the following duties:

- to know the needs of divisions (regiments) in materiel and transport;
- to organize reconnaissance of his area of operations, and to study the area of anticipated operations;
- to prepare and maintain in good order the routes of supply and evacuation, and to organize traffic regulation on them;
- to dispose rear service units and installations, and to organize their work in accordance with the combat missions;
- to organize the security and defense of the rear;
- to provide the troops with rations, forage, clothing supplies, fuels and lubricants;
- to ensure the supply of other classes of supply in accordance with the requests of the commanders of arms and the chiefs of services;
- to supervise medical and veterinary services (with the exception of matters of a special medical nature);
- to report to the chief of staff of the corps (division) on changes in the situation for the rear, to coordinate with him all important instructions for the rear, and to obtain from him all the facts pertaining to changes in the situation

~~S-E-C-R-E-T~~



~~S-E-C-R-E-T~~

and in the composition of troops;

--to observe the timely and complete supply of the rear service units and installations with means of transportation and to see that their proper use;

--to cooperate with the advanced air-technical units during the development of offensive combat in the selection of airfields, and in the transportation of airfield equipment and aviation supplies on the routes of the troop rear area.

204. Commanders of arms (chiefs of services), according to their specialty, are directly in charge of supplying and servicing the troops.

They must perform the following:

--report information to the chief of the rear about the supply situation of large units (units) and submit requests for the delivery of necessary equipment to the troops;

--submit to his next higher chief in the technical chain of command (chief of service) data regarding the availability and the expenditure of supplies, as well as requests for delivery of items of supply;

--give instructions, in matters of supply, to large units (units);

--participate in working out the appropriate point in the draft of the order for the rear and in working out various problems pertinent to the organization of the troop rear and the material support of troops;

--organize the security and defense of his rear installations.

205. A correctly arranged and well organized materiel inventory is of importance.

The inventory is maintained under all conditions. The responsibility for the inventory of all materiel, including captured equipment, is in the hands of commanders on all levels, chiefs of rear, commanders of arms, and chiefs of services.

206. The control of the troop rear during combat operations includes:

--the timely maneuver of reserves of materiel and transport in accordance with fluctuations in the battle situation;

--uninterrupted supervision over the execution of orders and instructions for the rear;

--the insurance of prompt receipt of reports;

--the prompt correction of the flaws appearing in the work of the troop rear;

--the maintenance of uninterrupted liaison between the chief of the rear and the commander and chief of staff of the corps (division), the next higher chief of the rear, and the chiefs of the rear of large units (units) belonging to the corps (division), and also the directly subordinate rear service units and installations;

--the timely displacement of rear service units and installations to new areas.

~~S-E-C-R-E-T~~

S-E-C-R-E-T

## CHAPTER VII

## 1. PRINCIPLES OF OFFENSIVE COMBAT

207. The main objective of offensive combat is the complete annihilation of the enemy.

This is achieved by crushing the enemy with heavy fire from all weapons and by a determined assault, with the subsequent encirclement and destruction or capture of the enemy and the seizure of his materiel.

208. Offensive combat is organized and carried out when the enemy:

- is occupying a prepared defense;
- is defending a fortified area;
- has hastily gone over to the defensive.

The offensive against a prepared enemy defense and against his fortified area, as a rule, is begun while in direct contact with him.

In repelling enemy counterattacks, offensive combat, in the course of its development, may take on the appearance of a meeting engagement [*vstrechnyy boy*].

A meeting engagement can also take place during a march, on encountering the enemy who is also on the march.

209. The offensive against an enemy with unexposed flanks is begun by a breakthrough of his defenses.

The breakthrough of the defense is the most difficult type of offensive combat. It consists in making a breach in the enemy's defense, by destroying his men and equipment, and also in the seizure of fortifications in the entire tactical depth of the defense, with a simultaneous expansion of the breakthrough toward the flanks and with its further development in depth.

The breakthrough of the enemy's defense is executed by violently striking with the troops of one's main grouping.

In order to breakthrough the enemy's defenses and to support the breakthrough of the entire tactical depth, artillery and air offensives are organized.

210. The purpose of a breakthrough is the creation of conditions for a maneuver of encirclement and the annihilation of the enemy.

When the enemy has open flanks or when open flanks are formed in the course of battle, the envelopment and turning movement are employed.

An envelopment [*okhvat*] is a maneuver against the enemy's flanks and rear, executed in close fire support with the troops advancing frontally.

A turning movement [*obkhod*] is a much deeper maneuver against the enemy's flanks and rear, executed in coordination with the troops advancing frontally.

S-E-C-R-E-T

~~S-E-C-R-E-T~~

The most decisive results can be achieved by enveloping or turning both of the enemy's flanks.

Attacking troops, when employing an envelopment, a turning movement, or a combination of the two, strive to encircle the enemy and completely annihilate or capture him.

211. The method of employment of the arms in a breakthrough is determined by the enemy's strength and by the steadfastness of his defense.

The breakthrough of a prepared defense and of a fortified area is carried out, as a rule, by large rifle units reinforced and supported by a considerable quantity of artillery, tanks, aircraft, and special troops, with the subsequent development of the breakthrough by large mechanized, tank, and cavalry units. Such a breakthrough requires the concentration of overwhelming manpower and equipment and a prolonged preparation.

The breakthrough of a hastily assumed defense can be made with large rifle units; it can also be made with large mechanized, tank, and cavalry units reinforced and supported by artillery and aircraft, with the subsequent consolidation of success in this case by large rifle units. Such a breakthrough is prepared in a short time and does not require so great a superiority in men and equipment as does the breakthrough of a prepared defense.

212. Every breakthrough is accomplished at a rapid rate of speed and with the close coordination of all arms.

Continuous development of the breakthrough with a high tempo of advance is achieved by:

- maintenance of superiority of manpower and equipment over the enemy;
- the vigor of the assault;
- the quick and complete destruction of the first echelon of the enemy's defense;
- the annihilation and neutralization of the enemy by artillery fire and air strikes in the entire tactical depth of his defense.

213. In a breakthrough, superiority in manpower and equipment over the enemy is ensured by:

- concentrating troops and equipment on the direction of the main blow;
- organizing combat formation in depth;
- the timely regrouping of troops in the course of the offensive;
- an increase in manpower and equipment in the course of the offensive;
- rehabilitating rear echelons and reserves in the course of combat;
- depriving the enemy's reserves of freedom of maneuver.

214. The success of offensive combat is achieved not only by a superiority of manpower and equipment over the enemy, but also by the skillful organization of combat, which is assured by:

~~S-E-C-R-E-T~~

S-E-C-R-E-T

- well organized reconnaissance of all types;
- the skillful use of manpower and equipment in the main direction at the expense of the secondary direction;
- the concealed concentration of manpower and equipment toward the breakthrough sector and by reliable air cover for them;
- the suddenness of the offensive;
- the organized coordination of the troops at all stages of the battle;
- maneuver of fire, manpower, and equipment in the course of the battle;
- engineer preparation of the departure area for the offensive and the preparation of roads;
- firm and continuous control of the troops;
- preparation of the troops, having in mind the peculiarities of the impending battle;
- political support of the impending battle;
- material support of the troops;
- prompt consolidation of the success achieved.

215. The width of the breakthrough sector, the direction of the main attack, and the depth of the combat missions of the corps (division) are determined by the missions assigned by the senior commander, the scheme of battle, the forces of the enemy and the firmness of his defense, the forces and means of the attacker, and the nature of the terrain.

Depending on the conditions of the offensive, a corps operating in the main direction may receive for the breakthrough a sector up to 8 kilometers in width, and a rifle division, a sector up to 4 kilometers.

216. The immediate mission of a rifle corps in an attack on a prepared defense consists in the breakthrough of the main (first) defensive zone; the subsequent mission is to develop the breakthrough with the aim of capturing the enemy's second defensive zone. The corps mission of the day is to destroy the enemy's reserves and seize important lines and objectives in the direction of the corps offensive to a depth of 25 to 30 kilometers or to operate toward the flanks with the aim of encircling the enemy.

The immediate mission of the rifle division is to break through the enemy's defense with the aim of capturing the positions of the regimental reserves and to reach the area of the main artillery positions; the subsequent mission is to develop the breakthrough to the entire depth of the enemy's main (first) defensive zone. The division's mission of the day is, in coordination with the other large units of the corps, to destroy the close-in enemy reserves and to capture his second defensive zone.

S-E-C-R-E-T

~~S-E-C-R-E-T~~

[REDACTED]

The mission of the mechanized division of the corps, which is located in the corps second echelon, is to complete the breakthrough of the main (first) defensive zone, in coordination with first-echelon divisions; the subsequent mission, as a rule, is to seize, from the march, the second defensive zone. The mechanized division's mission of the day is to destroy the enemy reserves and to capture important lines or objectives which will support further corps attacks or the commitment of the large units of the army (front) mobile group.

With an exceptionally favorable development of the breakthrough by the forces of the rifle divisions, the mechanized division may be given the immediate mission of seizing, from the march, the second zone of the enemy defense.

217. The rifle corps, operating in the main direction, upon breaking through the prepared enemy defenses, usually has rifle divisions in the first echelon and a mechanized division in the second. In this event, one rifle regiment is usually detailed to the second echelon of the rifle division.

In a one-echelon formation of a rifle corps (division), the increase of the force of the blow is achieved by a deeper organization of the disposition of divisions (regiments). In this case, as a rule, a combined-arms reserve is formed.

In an offensive against an enemy who has hastily gone over to the defense, or when there are weakly held sectors in his defense, the rifle corps may also have the mechanized division in the first echelon.

On all occasions in offensive combat, corps and division form an artillery-antitank reserve and a mobile obstacle-placing detachment.

218. On most occasions, the battle formation of a mechanized division in the offensive is composed of two echelons and of artillery groups and reserves, including an artillery-antitank reserve.

The first echelon of a mechanized division is composed of mechanized units, reinforced tanks and self-propelled artillery, primarily heavy types. The second echelon is composed of mechanized or tank units or of combinations of the two.

A combined-arms reserve, composed of tanks, motorized rifle small units, and engineer small units, is formed when the mechanized division is in a one-echelon formation.

A mechanized division, as a rule, does not split up; it operates in one direction.

The zone of action of a mechanized division is fixed at a width of no less than 4 kilometers.

## 2. ORGANIZATION OF OFFENSIVE COMBAT

219. Methods for the organization of offensive combat depend on the mission being executed, the availability of manpower and equipment, the degree of development of the enemy's defense, the terrain and weather, and also on the time taken

~~S-E-C-R-E-T~~

~~S-E-C-R-E-T~~

to organize the battle.

In the organization of offensive battle, it is necessary each time to choose such methods of organization and of execution as will insure the complete destruction of the opposing enemy, taking into account the peculiarities of the enemy's operations and the possibility of his employing new means and methods of combat.

220. On the basis of the mission assigned by the senior commander, the estimate of the situation, and reconnaissance data, the corps (division) commander reaches a decision by which he determines:

- the scheme of battle, with the breakdown of the operations of the troops during stages of the battle;
- the breakthrough sector and the direction of the main blow;
- the grouping of troops and their missions (immediate and subsequent missions and mission of the day);
- the organization of the artillery offensive;
- the tasks of supporting aircraft;
- methods of coordination;
- the organization of antitank and antiaircraft defense and other measures for combat security;
- the organization of engineer support;
- the method of employment of flamethrower-incendiary and smoke weapons;
- measures for consolidating captured lines;
- the organization of control and communications;
- the organization of material support;
- the time of readiness of the troops for the attack.

The time of the assault on the enemy's main line of resistance (H-hour) is communicated by the corps (division) commander personally to the commanders of large units (units) or by means of separate instructions which are transmitted in code or by a staff officer. In the latter case, instructions are handed only to that person to whom they are addressed.

221. The reconnaissance made by the commander of a corps (division) before reaching a decision is intended:

- to pinpoint the trace of the forward edge of the enemy's defense, the disposition of his defense installations, and to study the character of the terrain along the forward edge and, where possible, in the depth of his defense;
- to determine the most favorable sectors for a breakthrough of the enemy defense and the zone of commitment of the second echelon;

~~S-E-C-R-E-T~~

~~S-E-C-R-E-T~~

--to note departure areas for the attack;

--to determine the nature of the work connected with the engineer preparation of the departure area and to determine measures for the engineer support of the attack;

--to determine possible areas for artillery firing positions;

--to determine which targets should be subjected to particularly heavy pressure by the artillery and aircraft;

--to select observation post locations.

222. The corps (division) commander, after making his decision on the terrain, organizes the coordination between the arms and large units (units).

223. Close support tanks in offensive combat support the infantry attack with fire and shock action. Tanks and self-propelled artillery of rifle divisions and attached tank units are employed in close support of the infantry. The detailing of tanks and self-propelled artillery from the mechanized division for the reinforcement of the infantry divisions is, as a rule, not allowed.

The commander of a rifle division attaches tanks primarily to the first echelon rifle regiments. The number of tanks and self-propelled artillery attached to rifle regiments depends on the combat missions, the nature of the enemy defense, and the terrain.

In a breakthrough of a powerful and deeply echeloned enemy defense, when there is a sufficient saturation of tanks and self-propelled artillery in the first echelons of the attacking troops, tanks and self-propelled artillery can also be assigned to the regiment of the second echelon of the division so as to maintain a high rate of attack.

224. The corps commander gives the mechanized division:

--information about the enemy;

--missions for the rifle divisions of the corps;

--the mission of the mechanized division, the zone of its operations, and the direction of the main thrust;

--the waiting area, the departure line, and the line on which the division will be committed;

--the method of movement from the waiting area to the departure line and to the line of commitment, and march routes;

--the phase lines for stages of the battle;

--measures for supporting the division with artillery and aviation and the method of coordinating the mechanized division with the rifle divisions, both during its commitment and during its operation in the depths of the enemy's defense;

~~S-E-C-R-E-T~~

~~S-E-C-R-E-T~~

- the method of coordination with the mechanized divisions of adjacent corps;
- the line of commitment of the large units of the army (front) mobile group;
- the tasks for supporting the commitment of the large units of the army (front) mobile group and the method of coordination with them;
- the method of organization of control and communications;
- the method of material support.

225. The movement of a mechanized division to a departure line is made from the waiting area, which is designated some 8 to 12 kilometers from the main line of resistance occupied by friendly troops before the assault.

The waiting area does not have to be designated when the distance of the concentration area of a mechanized division from the front line is not more than 20 kilometers. In this case a mechanized division moves to the departure line directly from the concentration area.

The departure line is prepared on the friendly main line of resistance, and is at the same time the first phase line.

The line of commitment of a mechanized division is generally designated in the area of the enemy's main artillery positions.

226. The artillery offensive consists in destroying and neutralizing the enemy's firepower and personnel, destroying his defensive installations, and constantly supporting and accompanying, with mass artillery fire, the advancing infantry and tanks until the corps mission of the day has been completed.

227. The artillery offensive is subdivided into periods: the preparation for the attack, the support of the attack, and the accompaniment of the infantry and tanks during combat in the depths of the enemy defense.

When the enemy's main (first) defensive zone has particularly strong defensive installations, which cannot be destroyed in the course of the artillery preparation for the attack, a preliminary period of fire for destruction is ordered. The length of this period can be several hours or occasionally even several days. The beginning and end of this period of fire for destruction is determined on this basis.

The artillery preparation for the attack immediately precedes the infantry and tank assault and is intended:

- to route enemy personnel and to neutralize and destroy his weapons;
- to neutralize and destroy the enemy artillery and mortars;
- to destroy enemy defensive installations in the zone of attack and on the flanks;
- to disorganize the enemy's control and the operation of his radar;
- to cut a passage through obstacles for the tanks and infantry;

~~S-E-C-R-E-T~~



S-E-C-R-E-T

- to prevent the enemy from maneuvering troops, weapons, and tanks in the main (first) defensive zone;
- to neutralize the enemy's antiaircraft artillery;
- to destroy the enemy's morale and to deprive him of the ability to display organized resistance.

The artillery preparation for the attack is carried out against the entire depth of the enemy's main (first) defensive zone and against the most important targets in the tactical depth of the enemy's defense. Its length depends on the scheme of battle, the nature of the enemy defense, the quantity of the offensive artillery, and the tasks which are imposed on it, as well as on the ammunition reserves.

The artillery support of the attack is carried out with the beginning of the movement of the infantry and tanks into the assault, and it continues until the first-echelon divisions have executed the immediate mission.

Artillery support of the attack is intended:

- to prevent the enemy from conducting fire with surviving weapons;
- to continue the neutralization of the enemy's artillery and mortars;
- to prevent enemy tank and infantry counterattacks, and to prevent him from maneuvering his personnel, weapons, and tanks;
- to continue the neutralization of the antiaircraft artillery;
- to continue the disorganization of enemy control and of the operation of his radar.

Artillery support of the attack in all cases must insure rapid execution of the immediate mission by first-echelon divisions.

Artillery accompaniment of the infantry and tanks during combat in the depth of the enemy's defense is carried on until the corps has executed its mission of the day. It is intended:

- to neutralize and to annihilate, in the depth of the enemy's defense, surviving centers of resistance [ocelgi soprotivleniya], individual fire points, and also enemy tanks and self-propelled artillery;
- to prevent the enemy from conducting fire of all types against the attacking troops and from delivering antiaircraft fire against friendly aircraft operating over the field of battle;
- to prevent the maneuver of enemy reserves, their counterattacks, and also the withdrawal of enemy units from the main (first) defensive zone;
- to keep fire on enemy control points;
- to support the commitment of the second echelons of the corps (division), and of

S-E-C-R-E-T

S-E-C-R-E-T

units, and large units of the army (front) mobile group, and also their operations in depth.

228. The artillery preparation for the attack, as a rule, begins with sudden and powerful fire by all artillery at once against the enemy's main (first) defensive zone and against the most important targets in the tactical depth of his defense.

In organizing the artillery preparation for the attack, it is necessary to avoid stereotype, to vary its pattern, its duration, and also the time of its beginning.

The destruction of defense installations in the front line and also the cutting of passages through obstacles ahead of the front line is done most effectively by the fire of guns assigned for direct fire. Regimental and battalion artillery, and guns and batteries from division artillery are used for this purpose; in case of necessity, pieces of even larger caliber are designated.

In planning the artillery offensive, it is necessary to take care that the transition from the artillery preparation for the attack to the artillery support of the attack is not noticed by the enemy and that it is done without any interruption.

229. The artillery support of the attack is carried out by a rolling barrage (single or double) in conjunction with successive concentrations of fire or by only successive concentrations of fire.

The first line of a rolling barrage or of successive concentrations of fire is directed, as a rule, against the main line of resistance (first trench) of the enemy's defense. If it is impossible to designate the main line of resistance as the first line of a rolling barrage, the barrage is then fixed 200-250 meters behind it. In this case the shifting of artillery fire from the main line of resistance to the first line of the rolling barrage is done by bounds in order to rake the zone between the main line of resistance and the first line of the rolling barrage.

When the infantry and tanks begin to move to the assault, some of the infantry mortars and also the guns and batteries assigned for conducting direct fire conduct intensive fire against the enemy's main line of resistance.

At the same time that the artillery is supporting the attack, it neutralizes the enemy's artillery, mortars, strong points in the depth of his defenses, and his reserves, preventing him from conducting fire and observation from the depth of the defense.

The choice of method of conducting fire in the artillery support of the attack is determined by the nature of the enemy's defense, the availability of offensive artillery, and the time taken for the preparation of the fire.

If the enemy has a thick network of trenches echeloned in depth, the basic method of artillery support of the attack is a rolling barrage in conjunction with successive concentrations of fire against the enemy's strong points, especially in depth and on the flanks.

The duration of fire on the lines of the rolling barrage or against sectors by successive concentrations of fire is determined by the rate of advance of the attacking troops.

S-E-C-R-E-T

S-E-C-R-E-T

The depth to which the rolling barrage is conducted and its type are determined by the nature of the enemy's defense, the terrain conditions, the quantity of artillery available to the attacking force, and the supply of ammunition. It varies up to 3 kilometers, and in individual cases may be more.

The commitment of the mechanized division of a rifle corps is supported by successive concentrations of fire against surviving enemy centers of resistance.

230. Artillery accompaniment of the attacking troops is carried out with an incessant and powerful fire directed against enemy targets located immediately in front of the attacking troops and in the depth of the enemy's defense. Fire is conducted in close coordination with the maneuver and shock action of the attacking troops until the missions given them have been executed.

231. Counterbattery and countermortar operations are one of the most important tasks of the attacker's artillery and are carried on during the entire battle. The annihilation and neutralization of the enemy artillery batteries is carried out by the army artillery group. If it becomes essential to increase the firepower of this group, the necessary number of battalions (batteries) of corps and division artillery groups are employed; in individual cases, for the period of the artillery preparation of the attack, a portion of the regimental artillery can also be brought in. Countermortar operations, as a rule, are carried on by corps and division artillery groups.

During combat in the depth of the enemy's defense, the annihilation and neutralization of his artillery and mortar batteries is carried out quickly by those artillery units (small units) which have located them.

232. The corps (division) commander, when organizing an artillery offensive, must provide for:

- the allocation of the artillery to divisions (regiments), and the composition of the corps (division) artillery group;
- the distribution among first-echelon divisions (regiments) of fire missions, according to periods of the artillery offensive, and pinpointing them on the terrain;
- the method of employment of the artillery of the second echelons in the artillery preparation and support of the attack;
- the method of organization and the duration of the artillery preparation for the attack, the method of the artillery support of the attack and of the artillery accompaniment during combat in the depth of the defense;
- the method of deployment of the artillery and its time of readiness for the opening of fire;
- the tasks of the corps (division) artillery group for combat with the enemy artillery and mortars, and for the preparation of mass fire on the most important directions;
- the tasks of the corps artillery group for neutralizing reserves and destroying especially firm enemy defense installations;

S-E-C-R-E-T

~~S-E-C-R-E-T~~

--pinpointing the missions of the supporting army artillery subgroup in a counterbattery role;

--the composition of the artillery-antitank reserve, its missions, and the lines it must occupy in the course of the offensive;

--the method of the artillery support of the commitment of the mechanized division and of its support in operations in the depth of the enemy's defense;

--the method of organization of the antitank and antiaircraft defense, and other measures for combat security;

--norms of ammunition expenditure.

After receiving instructions from the corps (division) commander, the artillery commander works out a plan for the artillery offensive. The plan developed for the artillery offensive is reported by the artillery commander, jointly with the corps (division) chief of staff, to the corps (division) commander for his approval.

233. The composition of artillery groups is determined by the situation and by the quantity of available artillery. In this respect the greater part of the organic and attached artillery in the organization of offensive combat is, as a rule, allocated for the creation of regimental and division artillery groups.

Corps, division, and regimental artillery groups are not divided into subgroups.

With the aim of more complete coordination, the corps (division) commander designates a part of the artillery of the corps (division) artillery group for the support of the divisions (regiments).

Antitank artillery is not included in artillery groups.

Regimental and battalion artillery are also not included in artillery groups, but are used, on instructions from their own commanders, in the capacity of accompanying guns and batteries. By the corps (division) commander's order, regimental and battalion mortars can be drawn into participation in the artillery preparation for the attack.

Rocket artillery is employed in mass in the most important directions and, as a rule, is included in the composition of division and regimental artillery groups.

In the interests of the greatest possible massing and of the best employment of artillery, in the period of the artillery preparation and of the artillery support of the attack, the fire of all artillery groups (corps, division, regiment) is centrally planned at corps level.

234. Regimental artillery groups are intended for the direct artillery support of the regiments' actions. Each regimental artillery group is designated for the support of the actions of one regiment, takes that regiment's number, and is artillery attached to the regiment. Regimental artillery groups are organized in all regiments of the divisions in both the first and second echelons of a corps,

~~S-E-C-R-E-T~~

[REDACTED]

from division and attached artillery, including heavy artillery.

In divisions of the first echelon of the corps, regimental artillery groups of rifle regiments located in second echelons of these divisions participate in artillery preparation of the attack as part of the division artillery groups, and, until the entry of these regiments into battle, they support the attack of the regiments of the first echelon.

Division artillery groups are intended for the maneuver of massed fire in order to reinforce regimental artillery groups, and also for battle with enemy mortars. They are formed in rifle, cavalry, mechanized, and tank divisions located in both the first and second echelons of the corps, and they carry the number of the corresponding division. The division artillery group is formed from division and attached artillery.

Artillery of a division of the second echelon of a corps is used for the support of divisions of the first echelon during the period of artillery preparation and support of an attack. During this time, its regimental artillery groups operate as part of the division artillery groups of the divisions of the first echelon; the division artillery group operates as part of the corps artillery group.

In all cases of the employment of artillery of the second (third) echelons in the artillery preparation and support of an attack by troops of the first echelon, it is necessary to deploy it in the directions of the probable commitment of the division (regiment) of the second (third) echelon and to insure the possibility of a timely shift over to the support of its own division (regiment).

The corps artillery group is intended for reinforcement of the fire of the division artillery, for battle with enemy artillery and mortar batteries, for hitting his near reserves, for the support of the operations of the mechanized division of the corps, and for the support of the entry of large units (units) of the mobile group of the army (front) into the breakthrough in the corps zone.

The corps artillery group is formed of units of corps artillery and of units attached to the corps.

The army artillery group is created to execute tasks in the interests of the main army grouping. It is intended for battle with enemy artillery, for hitting his reserves, for interrupting the control and work of his rear, for supporting the entry of a mobile group of the army (front) into a breakthrough, and also for the reinforcement, by massed fire, of the artillery of the corps at the most critical stages of the battle.

For the smooth functioning of control and closer coordination with advancing troops, the army artillery group may be subdivided into subgroups according to the number of first-echelon rifle corps acting in the direction of the main blow.

The army artillery group may also have subgroups for long-range action.

An artillery group for destruction is formed in the corps in the breakthrough of a fortified area or a strongly developed, prepared enemy defense. Included in its composition are units of heavy and very heavy artillery.

For convenience of control, the artillery group for destruction may be divided

[REDACTED]

S-E-C-R-E-T

[REDACTED]

~~S-E-C-R-E-T~~

into subgroups, according to the number of divisions operating in the direction of the main blow. Separate batteries of heavy artillery may be included in the composition of regimental artillery groups.

235. For antiaircraft defense there are organized corps and army antiaircraft artillery groups.

The corps antiaircraft artillery group is intended to cover the main grouping of the corps from the air. It is organized from organic antiaircraft units belonging to the corps and from antiaircraft artillery attached to the corps. The corps antiaircraft artillery group is subdivided into division subgroups.

Antiaircraft artillery of the rifle and mechanized divisions of the corps belongs to the corresponding subgroups and is utilized only in the zones of its own divisions.

Army antiaircraft artillery groups are formed in the army from organic and attached antiaircraft artillery. They are intended to give air cover to the most important objects of army importance (reserves, command posts, bridges, crossings, supply stations, field depots, and other objects).

236. The air offensive consists of the achievement of air supremacy, of uninterrupted support (accompaniment) of advancing troops by aviation, of protecting our troops from blows by enemy aviation, of the destruction and neutralization of enemy personnel and materiel, of the demolition of his defense installations, of the prevention of the approach of enemy reserves to the area of combat operations, and also of the disorganization of control of the troops of the enemy and of the work of his rear.

The air offensive is carried out by all aviation, both by that aviation detailed for the direct support of the attacking troops and by that aviation operating in operational coordination; it is planned by the army (front) commander.

Combat activities of aviation have the character of massed blows against the most important targets.

237. An air offensive, which is carried out with the aim of assuring a breakthrough of the enemy defense, consists of the following periods:

- preliminary air preparation;
- direct air preparation;
- air support (accompaniment).

238. Preliminary air preparation for an attack during the attack on a fortified area of the enemy is usually begun several days before the general passing of troops into the offensive. During a breakthrough of the enemy defense under other conditions, there may be no preliminary air preparation.

The preliminary air preparation for an attack is carried out with the aim:

- of demolishing especially strong enemy defensive installations;

~~S-E-C-R-E-T~~

~~S-E-C-R-E-T~~

--of destroying tanks, artillery, radar stations, and other combat materiel of the enemy;

--of demolishing bridges, crossings, corduroy roads, and other targets in order to make it difficult for the enemy to maneuver in battle;

--of destroying and neutralizing enemy troops;

--of disorganizing the enemy's control;

--of destroying the enemy's means of transportation and supplies both on the field of battle and in his immediate rear.

239. Direct air preparation for an attack is carried out, as a rule, in the period of artillery preparation for an attack and in coordination with artillery.

In certain cases, depending on the situation, direct air preparation for an attack may be begun somewhat earlier than the artillery preparation.

Direct air preparation for an attack is carried out with the aim of:

--demolishing, neutralizing, and destroying, in conjunction with artillery, the most important strong points, sectors of the positions of the enemy's main (first) defensive zone, and also sectors which are not being neutralized by artillery;

--destroying and neutralizing enemy tanks and artillery on the battlefield;

--neutralizing and destroying enemy command posts, radar stations, and communications centers;

--demolishing bridges, crossings, and corduroy roads in the enemy's immediate rear;

--destroying and neutralizing the nearest enemy reserves;

--disorganizing the enemy's rear, destroying depots with ammunition, fuel, and other military equipment.

240. Air support (accompaniment) of an attack and of operations during the taking of enemy defenses has as its aim:

--successive neutralization of separate centers of resistance and strong points which hinder the advance of troops;

--the destruction and neutralization of antitank weapons, self-propelled artillery, tanks, and also enemy artillery and mortar batteries which appear during battle and have not been neutralized by artillery;

--the guiding of friendly tanks to targets of attack;

--the destruction of the counterattacking enemy and his approaching reserves;

--the prevention of enemy troops that are withdrawing and his reserves from

~~S-E-C-R-E-T~~

~~S-E-C-R-E-T~~

occupying rear and switch positions;

--the support of the commitment of the mechanized division and of its operations in the depth of the enemy's defense.

The enumerated missions are carried out by all branches of aviation. Of decisive importance in this respect is the uninterrupted pressure on the enemy by aviation directly coordinated with the troops.

Air strikes should be approximated, in time and place, to the moment of the infantry and tank assault against the first as well as against the subsequent defensive positions of the enemy.

For the support of the mechanized division in the depth of the enemy's defense, air large units (units) are assigned in advance.

241. Fighter aviation, during the preparation for an attack and in the course of the entire battle, reliably covers the advancing troops and supports the operations of bomber and ground attack aviation, and carries on battle with enemy aviation at the approaches to and over the field of battle.

242. Observation over the field of battle and the conduct of reconnaissance in the interests of the advancing large units may be assigned to supporting aviation.

Calls by commanders of these large units for aircraft for observation over the field of battle are provided for in the coordination planning table.

243. Basic tasks of engineer support in an offensive are:

--engineer reconnaissance of the enemy system of defense, of the character of his defensive installations and obstacles, and also engineer reconnaissance of the terrain in the zone of attack;

--engineer preparation of the departure area for the attack;

--camouflage of the regrouping and concentration of troops in the departure area;

--removal of obstacles and clearing of passages through the main line of resistance and in the depth of the enemy's defense;

--the participation of engineers in the destruction of the enemy's defensive installations during assault operations;

--support of the commitment and combat operations of the mechanized division;

--the maneuver of engineer obstacle-placing equipment during the attack in order to repel counterattacks by enemy tanks and to cover boundaries and flanks;

--the consolidation of captured lines;

--support of the surmounting of water barriers;

~~S-E-C-R-E-T~~



S-E-C-R-E-T

- spotting of water sources, obtaining of water, and equipping of water supply points;
- the construction and equipping of structures for command and observation posts.

Large attacking units are reinforced by units and large units of engineer troops during the breakthrough of the enemy's defense.

244. Smoke and flamethrower-incendiary equipment is used in offensive battle by all arms. The corps (division) commander defines the tasks, place, time, and method of application of smoke.

Smoke is used:

- to cover combat reconnaissance operations and obstacle-clearing groups;
- during the attack--to distract the attention and fire of the enemy from the direction of the attack, to smoke sections of enemy trenches and strong points, and to conceal the flanks of the attacking troops;
- during combat in depth--to conceal the maneuver of troops, for target designation, the designation of one's own disposition, and to cover the commitment of succeeding echelons.

During the preparation for an attack and during the attack, smoke is used in a centralized manner on instructions from the corps (division) commander, on a wide front in the main and secondary directions.

During combat in the depth of the enemy's defense, regiments and battalions use smoke independently, depending on the circumstances.

Flamethrower-incendiary weapons are utilized to destroy enemy personnel and tanks during the seizure of strong points and during the storming of permanent defensive installations, and also to consolidate captured lines and to secure flanks and boundaries.

245. Coordination in offensive battle is organized according to stages of battle for the entire depth of the combat mission of the corps (division).

Coordination which has broken down must be immediately reestablished.

As much time as possible must be given to the organization of coordination. On the average, the commander of a division and the commander of a corps must each have up to two whole days to carry out work related to the organization of coordination during a breakthrough of the enemy's prepared defense.

246. In organizing coordination, the corps (division) commander is obliged to:

- specify on the terrain the combat mission of the large unit and the sequence of its execution by stages of the battle;
- inform his subordinates about the activities of the adjacent units and about the manner of realization of coordination with them;
- specify the combat missions of large units (units) and coordinate their actions

S-E-C-R-E-T

~~S-E-C-R-E-T~~

with each other; in this respect, most carefully indicate the order of their coordination at flanks and boundaries;

--specify the peculiarities of the actions of the infantry, tanks, and self-propelled artillery, and define the manner of attack;

--specify the departure positions of infantry and of infantry close support tanks and the manner of passage of tanks through the combat formations of the infantry, and also the organization of aid to them in surmounting obstacles and in neutralizing the enemy's antitank artillery;

--specify the plan of the artillery offensive and the tasks of supporting aviation by periods;

--point out to the commander of the aviation large unit to which divisions (units) to send officers with radios to direct aviation to targets in the course of battle;

--to indicate on the terrain the first line of the rolling barrage or of the successive concentrations of fire;

--indicate the special tasks of the artillery in securing the flanks and boundaries of the main grouping of troops;

--establish the order of commitment of the second echelon of the corps (division) and define the measures for its artillery, aviation, and engineer support and for antiaircraft defense; specify the missions of the troops of the first echelon during the passage of lines of the second echelon and for further coordination with them in the course of the battle;

--point out the targets, lines, zones (sectors), time and duration of a smoke screen; the order and time of beginning and cessation of smoke laying;

--define methods and means of communication between large units (units) and adjacent units according to the stages of the battle and phase lines, and also establish basic signals of coordination; give a common map code and a unified numbering of targets;

--indicate the points and lines which the troops must consolidate in the course of the battle and the necessary forces and equipment for this;

--indicate the method of identification of the front line reached by the infantry, and the method of identification of friendly tanks;

--indicate the possible changes in the organization of coordination in the course of battle, according to stages of battle and phase lines;

--define measures for supporting the commitment of the large units of the army (front) mobile group into the breakthrough in the corps zone, and the method of coordination with them.

247. Commanders of all large units (units), for the purpose of carrying out coordination in the course of offensive combat, are obliged to:

~~S-E-C-R-E-T~~

~~S-E-C-R-E-T~~

--know the battle tasks of the large units (units) with which they are to coordinate, the locations of the command and observation posts of their commanders, and call signs;

--coordinate on the terrain their activities with regard to object, place, and time; establish mutual observation, communication, means of target designation, and clarify the established signals of coordination;

--render uninterrupted mutual support, during the course of battle and especially during the assault, to the commitment of the second echelons and reserves, and also during the repelling of the enemy counterattack;

--know the disposition of combat formations of adjacent units, their missions and directions of operations.

248. The control of troops in offensive combat is insured by:

--the timely assignment of missions to subordinate troops and the uninterrupted supervision of their precise fulfillment of them;

--the clear-cut organization of the coordination of large units and units of arms in the course of combat;

--continuously operating communications;

--knowledge of the situation and continuous study of the enemy situation and of one's own forces;

--proximity of command posts to the troops and their timely change;

--the establishment of observation posts which make it possible to follow the course of battle in the main direction;

--personal contact of the senior commander and staff officers with subordinate commanders and staffs;

--timely truthful reports and exchange of information.

249. Change of command posts, as a rule, is carried out after the execution by the troops of the scheduled combat mission and the readiness of communications with the troops from the new command or observation post. The displacement of the staff to the new command post is carried out with the permission of the chief of staff of the higher headquarters.

250. The maintenance of continuously functioning communications in the course of offensive battle is achieved by:

--the application and disposition of communication personnel and facilities in accordance with the plan of battle;

--the timely maneuver, during the course of battle, of means of communications;

--the proper organization of the displacement of means of communication on changing command and observation posts and the prompt establishment of communica-

~~S-E-C-R-E-T~~

~~S-E-C-R-E-T~~

tions in new areas (posts);

--the camouflage of communication facilities.

251. In the departure position, before the beginning of an assault, the control of troops is exercised by personal contact between commanders, by wire and mobile means of communication, and also by liaison officers.

In the course of combat the basic means of communication are radio, aircraft, mobile means of communication, and liaison officers.

252. Concealment of preparation for an offensive is achieved:

--by keeping in strictest secrecy all preparatory measures;

--by conducting ground reconnaissance only with units located in contact with the enemy;

--by prohibiting newly arriving large units and units (particularly tanks and aviation) from carrying out reconnaissance and by preventing commanders in identifying uniforms and in large groups from reconnoitering;

--by prohibiting all troops from transmitting by radio;

--by limiting the number of persons having the right to use wire communications and prohibiting them from carrying on conversations relating to the preparation of the offensive;

--by utilizing for communication primarily mobile means of communication and liaison officers;

--by maintaining the previous rate of artillery fire and the work of the supply transport;

--by concealing the disposition of newly arriving troops, the regrouping and relief of troops, the construction of command and observation posts, engineer works, and the transport of supplies necessary for the offensive.

253. All practical measures for the preparation of the offensive and of the troops and also measures for concealment should be planned by the staff and confirmed by the commander of the large unit.

Preparation of troops for an offensive is checked by the commander of the large unit, commanders of arms, chiefs of services, and staff officers.

254. Combat preparation of large units and units is carried out in tactical exercises with participation of the attached (supporting) large units and units; some of the exercises are carried out with combat firing. The exercise area is selected and equipped to correspond with the terrain on which it will be necessary to operate, with the system of defense of the enemy, and with the impending mission.

In tactical exercises troops are trained for assault of the main line of resistance and for combat in the depth of the enemy's defense. In this respect, particular care is devoted to working out questions of coordination and those new methods

~~S-E-C-R-E-T~~

S-E-C-R-E-T

and means of action which will be applied by troops in the impending battle, and also the peculiar circumstances which a given large unit (unit) will have to face in battle.

The preparation of commanders of large units and units for the control of troops in the forthcoming battle also is carried out in training exercises on maps, terrain models, and sometimes on the terrain from observation posts.

Command-staff exercises, in which are worked out questions of the control of troops and the support of combat, are held with the staffs of large units and units.

255. For the occupation of the departure position by troops, a departure area is prepared.

The departure area for an attack should ensure the concealed location of troops and combat materiel, safe cover for personnel and materiel from artillery fire and air strikes in case of enemy counterpreparations, and stability of the troops during the repelling of enemy attacks.

In the departure area, there are created departure positions for infantry and tanks, command and observation posts, firing positions for artillery, and routes which insure the concealed approach, disposition, and rapid advance of the battle formations of the advancing troops.

The departure positions of the infantry consist of trenches, connecting trenches, shelters, and firing positions for infantry weapons.

The first trench is established at a distance of 150 to 250 meters from the enemy.

256. The preparation of the departure area in its forward portion is carried out, as a rule, by troops who are covering the concentration and regrouping.

Artillery and tank large units (units) intended for the breakthrough prepare departure areas with their own facilities. In this case they work at a distance no closer than the second trench.

Work on engineer preparation of the departure area is done at night, not only in the sector being prepared for the attack but also in the sectors adjacent to it.

Prior to beginning work on the preparation of the departure area, all sectors under enemy observation in the depth of the area, belt roads, and approaches must be concealed.

257. Carefully organized and uninterrupted reconnaissance is most important condition for the success of an offensive battle.

Reconnaissance before the beginning of a battle is carried on according to a plan approved by the corps (division) commander, and has as its aim to determine:

--the presence of the enemy's prepared defensive lines to a depth of two to three days' advance and to disclose the system of his defense;

S-E-C-R-E-T

S-E-C-R-E-T

--The disposition, combat and numerical composition, and combat readiness of the enemy;

--the exact outline of the main line of resistance of the main (first) and second enemy defensive zones, the number of positions and trenches, of communication trenches, the direction and character of intermediate and switch positions;

--the strong and weak places in the enemy's defense (strong points, gaps, boundaries, and flanks);

--the enemy's antitank defense system and also the disposition and character of antitank and antipersonnel obstacles in front of the main line of resistance of the enemy's main (first) defensive zone and in the depth of his defense;

--the locations of command and observation posts and also the firing positions of the enemy's artillery and mortars;

--the system of fire of all types ahead of the main line of resistance of the enemy's main (first) defensive zone and in the depth of his defense;

--the areas of disposition of enemy tanks and reserves;

--the daily routine of the enemy's troops ( the time of eating and the transition from the day routine to the night routine and vice versa).

258. Aviation conducts systematic large-scale photography of the enemy zone of defense.

For four to five days preceding an offensive there is conducted uninterrupted supplementary aerial photography of the entire sector of the breakthrough of the main (first) and succeeding zones of the enemy's defense and oblique photography of the most important sectors. The information from this photography is confirmed by ground reconnaissance and forms the basis for detailing the decision, for planning artillery fire, and for its coordination with other arms. These confirmed data are transferred to large scale maps and are issued to the commanders of the companies (batteries), inclusive, which are operating in the main direction, while the photo interpretations of separate targets and directions are issued to the corresponding commanders of units and large units.

259. Reconnaissance in force is, as a rule, carried out before an offensive with the aim of eliminating the artillery and air preparations for the attack against abandoned or weakly held enemy positions.

Reconnaissance in force has as its aim:

--to define the true trace of the main line of resistance of the enemy's main (first) defensive zone and the character of the defense of the first position;

--to seize important strong points in the main line of resistance, which will make it possible to see into the depth of the enemy's defense;

--to draw, by our own actions, fire from all defensive weapons of the enemy with the aim of pinpointing and verifying his system of fire;

S-E-C-R-E-T

~~S-E-C-R-E-T~~

--to determine the disposition and character of defensive installations, mine fields, and wire entanglements on the main line of resistance and in the depth of the first position;

--to seize prisoners and documents.

Reconnaissance in force is carried out by forward battalions, reinforced by tanks and supported by artillery and aviation in sufficient strength.

Reconnaissance in force is organized by the corps (division) commander and is usually carried out during the day preceding the beginning of the offensive or on the day of the offensive.

In order to mislead the enemy concerning the direction of our main effort, and also concerning the time and place of the coming offensive, a reconnaissance in force is carried out on a wide front.

260. The number of forward battalions is determined in accordance with the situation and the width of the zone of advance.

Forward battalions which have wedged themselves into the main line of resistance of the enemy's main (first) defensive zone attempt to penetrate into the depth of the first position and, through battle, to discover the grouping of his forces and his fire system.

From the beginning of the battle of forward battalions, the corps commander and all commanders of large units, units, and small units are located in observation posts and personally study the actions of the enemy and of friendly troops.

The successful advance of forward battalions may create favorable conditions for the transition to a general offensive. Therefore, the corps (division) commander must, from the beginning of battle of the forward battalions, hold his main forces in complete readiness.

261. Antitank defense in offensive battle is organized with the aim of repelling counterattacks by enemy tanks. It is organized by commanders on all levels at all stages of the offensive, with their own facilities and with the facilities of attached units (large units).

A plan of antitank defense is worked out on the basis of the corps (division) commander's decision.

Antitank defense includes:

--continuous reconnaissance and observation for enemy tanks, especially from the air, and warning;

--neutralization and destruction of enemy tanks by artillery and aviation before the assault and during the course of offensive combat;

--constant readiness to concentrate massed artillery fire and air strikes to repel enemy tanks;

--constant readiness of tank large units and units and also of infantry and

~~S-E-C-R-E-T~~

S-E-C-R-E-T

engineer facilities to repel enemy tanks.

During the concentration and deployment of troops and the occupation of the departure position, some of the artillery must be deployed and ready for combat with enemy tanks. The probable avenues of tank approach must be covered by anti-tank artillery and obstacles.

In the course of offensive combat the readiness of troops to repel enemy tanks is insured by:

--the maneuver of artillery-antitank reserves and of mobile obstacle-placing detachments;

--the distribution of accompanying artillery in the combat formations of the infantry and tanks;

--the organization of antitank defense on captured areas and lines.

262. Antiaircraft defense is organized by commanders on all levels during all phases of offensive combat, using the facilities of organic and attached antiaircraft units and large units.

The corps (division) plan for antiaircraft defense, during offensive combat, is worked out on the basis of the army (corps) antiaircraft defense plan and the decision of the corps (division) commander.

The purpose of antiaircraft defense is:

--to provide cover for troops in detraining areas, on the march, and in concentration areas during offensive preparations and to cover their deployment in the departure area for the attack;

--to cover the operations of the main grouping, especially the most successful units and large units, and also to cover the mechanized division during its commitment and during its operations in the depths of the enemy's defense.

In addition, during preparations for, and in the course of, the offensive, the principle depots, bridges, crossings, and supply routes must be covered by antiaircraft weapons.

The antiaircraft artillery of advancing troops moves with the combat formations of the units and large units which it must protect.

The operations of the antiaircraft artillery are coordinated with the operations of fighter aircraft.

In order to conceal groupings of troops in the concentration areas and the departure area for an attack, firing on enemy aircraft is conducted by antiaircraft artillery previously detailed for this purpose.

During a mass enemy air attack, fire is maintained by all antiaircraft facilities on the direction of the senior officer organizing the antiaircraft defense.

263. Antichemical defense must assure the combat efficiency of advancing troops

S-E-C-R-E-T



S-E-C-R-E-T

and high rates of advance in the face of an enemy chemical attack.

The period during which troops are concentrated, or during which they occupy a departure position, offers the greatest danger from a chemical attack. Therefore, troops disposed in a departure position for an attack must observe all measures of antichemical defense. The most important engineer-type installations and shelters are equipped for antichemical defense.

During the offensive, special attention is given to:

--continuous reconnaissance in the directions of greatest danger with respect to chemical attack; detection of sectors of terrain which have been contaminated by poisonous substances and ways to bypass them;

--disruption of the enemy chemical attack with the aid of aircraft and artillery;

--chemical observation and timely warning of troops of the start of the enemy chemical attack;

--supplying the advancing troops with the necessary facilities for speedily surmounting contaminated sectors of terrain;

--moving chemical defense units and small units with decontamination equipment with the troops advancing in the most important directions.

264. In organizing the troop rear in offensive combat it is necessary:

--to replenish beforehand all transportable supplies of the troops;

--to set up a supplementary supply of ammunition at artillery firing positions, mortar positions, and ammunition supply points of artillery regiments (battalions) in order to support the artillery preparation for the attack;

--to set up supplementary supplies of fuel and technical equipment in the hands of the troops;

--to evacuate the wounded and sick from the troops, and from the rear service units and installations;

--to bring the medical installations, repair facilities, and evacuation facilities close to the front line;

--to repair combat vehicles, armament, and transport;

--to evacuate to army depots or repair shops equipment requiring major overhaul;

--to develop a network of roads in the troop rear area, and to maintain the roads in passable condition;

--to camouflage carefully and safely conceal from the air the location of rear service units, installations, and supplies.

During the course of the offensive it is necessary:

S-E-C-R-E-T

S-E-C-R-E-T

--to rebuild roads, bridges, and crossings behind the advancing troops and, when necessary, to construct new roads and detours;

--to evacuate the wounded promptly from the battlefield; to restore and repair materiel and motor transport;

--to replenish transportable supplies; to displace and set up rear service units and installations in good time, not letting them be separated from the advancing troops.

### 3. TROOP OCCUPATION OF THE DEPARTURE POSITION FOR THE ATTACK

265. The regrouping of forces and materiel, which is worked out according to plan, usually precedes the occupation by the troops of the departure position for the attack.

Troop regroupings, which in themselves must be simple, must be carried out in limited time and must be carried out concealed from enemy ground and air observation and from detection by enemy radar. As a rule, regrouping is carried out at night.

Large units and units arriving in a new area must have the necessary information about enemy positions and locations and the terrain immediately upon arrival at a designated area.

266. The occupation of a departure position by newly arrived large units (units) is usually carried out simultaneously with the relief of the units formerly operating there.

In first priority, artillery units move up and deploy in order to be ready to open fire from the new firing positions not later than twenty-four hours before the start of the offensive; next, during the twenty-four-hour period before the start of the offensive or during the night before the offensive, the infantry occupies the departure positions; lastly, the night before the offensive or during the artillery preparation for the attack, departure positions are occupied by tanks intended for the close support of the infantry and by self-propelled artillery.

With the occupation of the departure positions by the infantry the night before the offensive, they must be given the minimum daylight hours necessary to become acquainted with the terrain, the enemy, and the objectives of the attack.

267. When troops occupy the departure position, the commanders of large units take measures against a possible enemy counterpreparation and to repel his attack, for which:

--the artillery, moved up into firing positions, is brought to readiness, in order to neutralize enemy weapons participating in the counterpreparation;

--the troops are brought to readiness for repelling a possible enemy attack;

--measures for the strengthening of the combat security of the troops are intensified;

S-E-C-R-E-T

~~S-E-C-R-E-T~~

--troops and weapons are carefully camouflaged;

--measures are projected to combat enemy airborne landings within the depth of our own dispositions.

Aviation is also called in against enemy artillery which is taking part in a counterpreparation and to repel a possible enemy attack.

268. The corps (division) commander must check the state of preparedness of the troops for the offensive, bringing into play for this purpose the corps (division) staff, the commanders of arms, and the chiefs of services. Detected deficiencies are made good on the spot.

The work of checking the troops' readiness is calculated so that reports of the commanders of divisions (regiments) and their staffs, and also of the commanders of arms and the chiefs of services, concerning the complete readiness of the troops to execute the assigned mission will be received two to three hours before the start of the artillery preparation for the attack.

269. Combat security is established as a protection against surprise enemy attacks.

In case there is a considerable distance between the departure position of the attacking troops and the main line of resistance of the main (first) defensive zone, a combat outpost is sent out from each regiment of the first echelon, usually in platoon strength.

Combat outpost positions are strengthened by obstacles.

When the first echelon of the attacking troops is at a distance of 150 to 250 meters from the enemy, a combat outpost, as a rule, is not established. In this event, the troops are protected against a surprise enemy attack by intensified observation and constant readiness to repel enemy attacks.

During offensive combat, combat security is sent out not only from units of the first echelon, but also from the succeeding echelons. The strength and composition of combat security is determined in each case by the commander of the large unit (unit).

Particular attention is paid to the protection of flanks and boundaries.

270. The commandant's service during offensive preparations is organized to insure the concealment of troop concentration and deployment from enemy air and ground observation, to regulate traffic, and maintain general order in the areas of troop concentrations.

The commandant's service is deployed in the departure area for the attack, in areas of troop dispositions, artillery firing positions, command and observation posts, on roads along which troops move, and also in places where engineer work is being carried on.

Vehicles are permitted to move in limited numbers by day; at night all vehicles proceed with their lights off.

~~S-E-C-R-E-T~~

S-E-C-R-E-T

With the start of the offensive, the commandant's service is organized in accordance with the situation.

#### 4. CONDUCT OF OFFENSIVE COMBAT

271. At the hour designated for the start of the artillery offensive, the corps commander, who has convinced himself of the troops' readiness for the attack, gives the order (signal), with the consent of the army commander, to start the artillery preparation for the attack.

Commanders of large units, units, and small units, from their observation posts, carefully observe the course of the artillery and air preparations for the attack and report the results of the accomplishment of the artillery and air missions to their immediate superiors.

During the artillery and mortar shifts of fire into the depth of the enemy's defenses and before the start of the assault, the infantry opens fire from all types of weapons on the first and second trenches of the enemy.

272. The enemy main line of resistance is attacked simultaneously by tanks and infantry at an exactly designated time (H-hour).

In order to insure a simultaneous attack, the order (signal) to start the movement of the infantry close support tanks and infantry into the attack is given by the division commanders with the permission of the corps commander. The time of giving the signal is determined in advance and is based on the predetermined time of assault on the main line of resistance (H-hour) and the distance of the tanks and infantry in the departure position from the enemy's main line of resistance.

At H-hour, under cover of artillery fire, tanks and infantry vigorously burst into the enemy's main line of resistance and unceasingly continue to move ahead, keeping close behind the shell bursts of their own artillery. The second echelon or reserves clear the enemy from trenches and other shelters. Undestroyed defensive installations and those hindering advance are blocked and destroyed.

When the tanks and infantry move into the attack, direct fire guns and some of the mortars fire from position against the enemy's main line of resistance without hindering the movement of their own attacking troops.

The greater part of the mortars and accompanying artillery moves with the small units of the first echelons and supports the advancing infantry and tanks with fire.

273. Infantry close support tanks and self-propelled artillery, following directly behind the bursts of friendly artillery, destroy and neutralize enemy weapons and personnel interfering with the advance of the infantry.

When, in the depths of the enemy defense, there are strong antitank obstacles and sectors inaccessible to tanks, infantry and sappers, under cover of the fire of tanks, accompanying guns, and artillery, and without suspending the attack, seize tankproof sectors and obstructions and insure further tank advances.

The tanks, in turn, must not fail to move forward swiftly and maintain coordination of firepower with the infantry. Some of the small rifle units can ride on

S-E-C-R-E-T

~~S-E-C-R-E-T~~

the tanks.

Passages in antitank mine fields in the depths of the enemy defenses are cleared by mine-clearing tanks and by small engineer units; antipersonnel obstacles are cleared away by the advancing troops themselves.

274. With the start of the infantry and tank attack, the artillery carries out the following missions:

--it supports the infantry and tanks, massing fire in first priority against strong points and centers of defense on the flanks and in depth which interfere with the advance of the infantry and tanks;

--it neutralizes and destroys enemy artillery and mortar batteries;

--it counters enemy reserves which are moving up;

--it repels enemy counterattacks.

Artillery groups displace behind the tanks and infantry in such manner that the greater part of the artillery can continuously support the infantry and tanks with its fire.

275. Ground attack and bomber aircraft, from the start of the attack, continuously support the infantry and tanks:

--to neutralize separate centers of resistance and strong points which interfere with the advance of the troops;

--to neutralize and destroy the enemy's artillery and mortar batteries, anti-tank guns, and tanks which were emplaced earlier and which were located during combat;

--to destroy enemy counterattacks and his approaching reserves;

--to prevent the retreating enemy troops and his reserves from occupying rearward and switch positions.

Bomber aircraft also carry out strikes on the areas of artillery positions and reserves in the depth of the defense, on strong points of the second defensive zone, on supply roads, on headquarters locations and supply dumps. The primary targets of the ground attack and bomber aircraft are the counterattacking enemy troops, especially his tanks.

Ground attack and bomber aircraft, according to the advance of the troops, shift their strikes at time intervals or on call; these shifts are directed by the air commanders who are located, with their radio control stations, at observation posts together with the commander of the corps (division) receiving the support.

Fighter aircraft provide cover for advancing troops, ground attack and bomber aircraft, and at the same time combat enemy aircraft on the approaches to the battlefield.

~~S-E-C-R-E-T~~

S-E-C-R-E-T

Reconnaissance aircraft and specially detailed aircraft of various air arms carry out continuous observation of the battlefield and its approaches, and also scout the enemy at railroad stations, highways, and roads to a depth up to 100 to 150 kilometers. All observation data concerning the battlefield and its approaches are immediately transmitted by radio to the command post of the corps (division) commander. Reconnaissance data concerning the depths of the enemy defenses are usually transmitted through the appropriate headquarters.

276. The second echelon of the division advances without becoming separated from the first echelon more than a set distance, and is always ready to enter combat and to develop the success gained.

The second echelon is committed in order to increase the force of the blow and to develop, without cessation, the success achieved by the first echelon. It is committed in accordance with the situation, usually after the division's immediate task is completed. The flanks of the second echelon are covered by fire from artillery and mortars.

The second echelon is committed to action by the division commander with the consent of the corps commander and in some instances on his orders. The commitment of the second echelon of the division takes place in the intervals between or from behind the flanks of the first echelon. Committing it to battle by leap-frogging through the first echelon is carried out in exceptional cases, usually when the first echelon has lost its combat efficiency.

Artillery and aircraft inflict powerful blows on the enemy defenses before the second echelons attack.

The commanders of all large units (units) see to it that timely artillery support is provided to the second echelon.

277. Artillery-antitank reserves, maintaining close contact with the troops of the first and second echelons and the reserves, move out in threatened directions on orders of the corps (division) commander for the purpose of:

- repelling possible counterattacks by enemy tanks;
- consolidating captured lines or objectives which have an important tactical significance;
- securing the flanks of the advancing units;
- organizing a defense in depth against tanks;
- supporting the commitment of the mechanized division.

278. During offensive combat, reconnaissance must find out:

- the degree of neutralization of the enemy defenses;
- the location of enemy weapons and obstacles which are holding up the advance of the infantry and tanks;
- the areas of concentration of the closest enemy reserves, especially his tanks

S-E-C-R-E-T

~~S-E-C-R-E-T~~

and mechanized troops, and must observe their moving out and deployment for counter-attacks;

- the displacement of enemy artillery;
- the approach of enemy reserves from the depths;
- if, and in what strength, the second defensive zone is occupied by the enemy;
- the moment of enemy withdrawal;
- the degree of passability of the terrain.

279. Having carried out the immediate task, the division commander directs the efforts of the troops to the continuous penetration of the entire depth of the enemy's main (first) defensive zone and to reaching the enemy's second defensive zone. In order to take the enemy's second defensive zone as quickly as possible, the division commander sends out a forward detachment (tanks transporting infantry) and arranges for coordination with the corps mechanized division.

Remaining enemy centers of resistance are blocked or destroyed by small units specially detailed for this purpose.

Artillery and aircraft accompany the advancing troops with fire and at the same time block the enemy's retreat.

280. After the divisions have completed their immediate tasks, the main efforts of the corps must be directed to completing the breakthrough of the enemy's main (first) defensive zone and to seizing the second zone from the march.

This is achieved:

- by concentrating the efforts of the infantry, tanks, artillery, and supporting aircraft in the direction where success is apparent, in order to widen the breakthrough toward the flanks and to develop its depth;
- by committing the second echelon of the corps;
- by the continuous advance of the main forces of the divisions of the corps first echelon to the enemy's second defensive zone;
- by promptly clearing and preparing routes for the mechanized division, and by covering its flanks with obstacles and with antitank artillery in the directions of possible enemy counterattacks;
- by continuous air reconnaissance of the enemy's second defensive zone and of the approaches to the flanks of the grouping of troops conducting the breakthrough.

281. The steady increase in men and materiel for the development of success in a decisive direction, and also for shifting the combat efforts of the troops from one direction to another is attained by maneuver of the troops of the corps (division) during the offensive.

The execution of a maneuver requires the reaching of a timely decision, the firm

~~S-E-C-R-E-T~~

S-E-C-R-E-T

and uninterrupted advance of the troops who are carrying out a maneuver, speed and secrecy of execution, and a careful safeguarding of the maneuver from possible enemy counterattacks.

282. Captured lines or individual objectives in the depth of the enemy's defense, which have an important tactical significance, are consolidated by troops designated for this purpose.

The artillery-antitank reserve and a mobile obstacle-placing detachment are moved out onto directions of possible danger from enemy tanks.

283. The corps (division) commander must promptly ascertain, by all means of reconnaissance, the advance of enemy reserves and their deployment for combat.

Once their advance is detected, he must proceed to organize the capture and retention of a favorable line for the deployment of his own second echelons and reserves. Long range artillery fire and strikes of supporting air must prevent the deployment of the enemy and inflict losses upon him, after which, by attacks on his flank and rear, he is encircled and destroyed.

Should the enemy conduct a counterattack with strong tank forces, it is advisable to occupy in advance a line favorable for combat, to meet the counter-attacking enemy with artillery fire and air attacks, to break up his combat formations, and to inflict losses upon him, and after that to encircle and destroy him by flank and rear attacks.

284. Troops repelling enemy counterattacks are supported by massive blows of ground attack and bomber aviation.

Should the enemy break through at the boundaries of large units (units) of the attacking troops, it is then the duty of commanders of these units and large units to liquidate the enemy at the boundaries where the enemy has broken through. This does not exempt the senior commander from the duty of likewise taking all steps leading to the liquidation of the enemy who has succeeded in breaking through at a boundary.

Should the necessity arise for a tighter protection of the threatened flank, the corps (division) commander, with the approval of the senior commander, and in certain instances on his own initiative, proceeds to regroup part of his combat forces in the direction of the threatened flank, while continuing to carry out the assigned mission.

285. The corps (division) commander must always have the necessary reserves in combat readiness.

Expendable reserves must be restored. In doing this it is imperative, however, not to weaken the men and materiel operating in the principal direction.

286. The mechanized division of a rifle corps, during the period of the artillery preparation for the attack or with the beginning of the attack by the first echelon of the corps, is moved forward with the approval of the corps commander from the assembly area to the departure line. This line must be reached by the main body of the division not later than one hour following the beginning of the attack by the first echelon [of the corps/].

S-E-C-R-E-T



~~S-E-C-R-E-T~~

In approaching the departure line, the division proceeds to group its men and materiel in order to secure rapid combat deployment and minimum vulnerability to enemy artillery fire and air attacks. To achieve this purpose, the division and its units are distributed along the front and in depth, while small units follow in open formation.

Small motorized rifle units, depending upon the situation, are moved in armored personnel carriers, in trucks, or on tanks.

The second echelon of the division moves after the first echelon at a distance of 2 to 4 kilometers.

As soon as the mechanized division has moved to the departure line, its artillery groups are switched to its own support and move forward ready for opening fire.

Small reconnaissance units and the march support detachment of the mechanized division follow the combat formations of the first echelon of the rifle division.

After moving to the departure line, the mechanized division continues to move up to the line where it is to be committed to combat.

During the movement of the division to the departure line, the commander of the mechanized division, with his staff, is located at his command post near the observation post of the corps commander. He later moves to a new command post selected near the line where the troops are to be committed to combat.

287. The mechanized division of the rifle corps, is, as a rule, committed to battle following the arrival of the rifle divisions in the area of the enemy's primary artillery positions.

The corps commander, in issuing an order (signal) to commit the mechanized division to battle, must so calculate its issuance that the first echelon of the mechanized division reaches the line where it is to be committed to battle at the same time that the units of the first echelon of the rifle divisions reach that line.

For the support of the commitment of the mechanized division, the corps commander allots the main mass of his artillery and supporting aviation.

288. When the first echelon of a mechanized division reaches the line where it is to be committed to combat, it deploys in combat formations, and in coordination with the rifle divisions, completes the breakthrough of the main (first) defensive zone. Advancing resolutely ahead, it then captures the second defensive zone from the march.

The second echelon of the mechanized division either intensifies the force of the blow inflicted by the first echelon by completing the breakthrough of the main (first) defensive zone, or deploys for combat to capture the second zone.

Corps artillery supports the mechanized division by successive concentrations of fire ahead of it and on its flanks.

~~S-E-C-R-E-T~~

S-E-C-R-E-T

Aviation detailed for the support of the mechanized division neutralizes and destroys artillery, antitank weapons, and tanks hindering the forward movement of the mechanized division. The rest of the aviation operating in this direction halts and destroys the advancing reserves of the enemy, particularly his tanks, and inflicts blows on enemy troops occupying the second defensive zone. Special attention is given to preventing combat formations of the mechanized division from being hit by enemy aviation.

Units (small units) of engineer troops, organic to or attached to the mechanized division, and operating within the combat formations of the division, make passages, and prepare routes of march.

The commitment and offensive operations of a mechanized division, as well as operations for its capture of the enemy's second defensive zone, should be covered by smoke screens. This applies particularly to the flanks of the division. Smoke screens may be laid by artillery, aviation, and tanks.

289. If the mechanized division does not succeed in seizing the enemy's second defensive zone from the march, then it is the task of the division to break through this zone after a brief artillery and air preparation for the attack.

Artillery support of an attack, as a rule, is conducted by successive concentrations of fire.

Air support (accompaniment) includes:

--the destruction and neutralization of enemy artillery;

--the accompaniment of advancing units of the mechanized division by strikes at tanks, antitank artillery, and other enemy weapons which hinder the advance of the division's first echelon.

The breakthrough is carried out on a narrow front by a mass attack of tanks, together with mechanized units, in coordination with the forward units of the rifle divisions which have reached there.

The combat formation of the mechanized division in the breakthrough of the enemy's second defensive zone is, as a rule, made up of two echelons, artillery groups, and reserves, including an artillery-antitank reserve. The first echelon is allocated up to two-thirds of the division's strength.

After the disruption of the enemy's fire system, small motorized infantry units in a number of cases can advance, moving on armored personnel carriers, trucks, or tanks.

290. When the second defensive zone appears to be densely occupied by enemy troops, and an independent attack by the mechanized division is inadvisable, it is necessary to attack the second zone with the full force of the corps after an artillery and air preparation.

In this case, the mechanized division will operate in the first or second echelon of the corps.

S-E-C-R-E-T

~~S-E-C-R-E-T~~

Preparations for attack are usually completed within a limited period of time.

Such a variant of the attack on the enemy's second defensive zone must be prepared by the corps commander prior to the start of the offensive and must be detailed during combat for the main (first) defensive zone.

Infantry and tanks attack the main line of resistance of the enemy's second defensive zone after the artillery and air preparation for the attack.

The neutralization of enemy artillery and mortar batteries by supporting aircraft takes on special significance at this time.

291. The mechanized division of the rifle corps, after seizing (breaking through) the enemy's second defensive zone, in coordination with, or independent of, the mechanized divisions of adjacent corps, can carry out the following missions:

- pursue and destroy the retreating enemy;
- destroy the enemy reserves that are moving up;
- seize important objectives, advantageous lines, bridges, crossings, and bridgeheads;
- advance on the enemy who is hurriedly changing over to the defensive.

In the event that large units of the army (front) mobile group are operating in the zone of attack of the rifle corps, the commander of the mechanized division of the rifle corps coordinates with them.

##### 5. PECULIARITIES OF THE ATTACK BY THE TANK AND MECHANIZED DIVISIONS OF THE MOBILE GROUP

292. The commitment of an army (front) mobile group into the breakthrough and its support are organized by the army (front) commander.

A rifle corps commander, on the basis of instructions received, coordinates his corps with that mechanized (tank) division of the mobile group which is being committed in his zone. To do this, he must establish:

- the method of passage of the mechanized (tank) division through his lines and the method of identifying his own troops;
- when and what march routes must be freed for movement of the mechanized (tank) division;
- the use of the corps engineer troops for the preparation of routes;
- the method of coordination of the rifle units of the corps with the mechanized (tank) division which is being committed into the breakthrough, in order to repel enemy counterattacks;

~~S-E-C-R-E-T~~

S-E-C-R-E-T

--the method of coordination of the mechanized division of the rifle corps with that division of the mobile group which is being committed into the breakthrough;

--the missions of the artillery of the corps and of the corps antiaircraft artillery group for supporting the commitment of the mechanized (tank) division into the breakthrough.

293. A mechanized (tank) division of an army (front) mobile group, which is committed into a breakthrough in the zone of a rifle corps, requires a zone containing two or three through march routes.

294. The commitment of a mechanized (tank) division of a mobile group into a breakthrough usually is effected after the rifle corps seizes the enemy's second defensive zone.

Movement for commitment into the breakthrough may be commenced directly from the concentration area or from the waiting area.

Upon commitment into the breakthrough, a mechanized (tank) division of a mobile group adopts a formation similar to that used by the mechanized division of a rifle corps during its approach to the departure line.

Small reconnaissance units of the division move behind the forward units of the rifle corps mechanized division. A march support detachment moves behind the main forces of the rifle corps mechanized division. The forward detachment, ready for combat, moves behind the march support detachment.

To reduce the depth of the formation of the mechanized (tank) division, the distance between the forward detachment and the main force is reduced.

Artillery moves closer to the heads of columns. Part of any artillery attached to the division remains under division control and follows behind the first echelon. Antiaircraft artillery is distributed so as to permit maximum support of mechanized (motorized infantry) units after they have passed through the combat formations of the rifle corps.

The flanks of a mechanized (tank) division committed into a breakthrough are secured by the actions of the rifle large units and units making the penetration, by their artillery, tanks, and aviation, and by the use of smoke screens.

295. After its commitment into a breakthrough, a mechanized (tank) division of a mobile group, in coordination with other large units and units of the mobile group, with airborne troops, and also with the rifle corps mechanized division, can execute the following missions:

- pursue and destroy the withdrawing enemy;
- destroy advancing enemy reserves;
- seize important objectives, favorable lines, bridges, crossings, and bridgeheads;
- attack an enemy who has hurriedly taken up the defense.

S-E-C-R-E-T

S-E-C-R-E-T

Additionally, a mechanized (tank) division of a mobile group may, in coordination with other large units and units of the mobile group, participate in breaking through a prepared enemy defense in the operational depth.

296. The breakthrough, by a mechanized (tank) division from a mobile group, of a hurriedly occupied enemy defense in its operational depth is done, as a rule, from the march and is conducted on a narrow front. Subsequently, the breakthrough is widened by blows on the flanks and rear of the enemy.

The attack is conducted with air and artillery support.

After destruction of the enemy's fire system, motorized infantry small units may, in a number of cases, advance in armored personnel carriers, on vehicles, or on tanks.

Aviation supporting the operations of the mechanized (tank) division blocks the approach of enemy reserves from the depths and their occupation of intermediate defensive lines.

297. If the mechanized (tank) division does not succeed in breaking through the enemy defense from the march, the division commander, on the basis of reconnaissance data and the results of battle of the forward units, organizes a breakthrough. The time for its preparation must be limited. The combat formation of the division in this case usually consists of two echelons, artillery groups, and reserves.

Division and attached artillery is allocated to regimental artillery groups. Part of the attached artillery remains under division control; it is formed into a division artillery group for the massing of fire in important directions and for counterbattery and countermortar fire.

The attack is conducted after an artillery and air preparation.

Artillery support of the attack, as a rule, is conducted by successive concentrations of fire.

Air support (accompaniment) consists of:

- the destruction and neutralization of enemy artillery;
- the accompaniment of the attacking units of the mechanized (tank) division by strikes against tanks, antitank artillery, and other enemy weapons which are hindering the advance of the attacking units.

298. If the enemy withdraws, the main forces of the mechanized (tank) division outflank the enemy, and beat him to the occupation of prepared or favorable defensive positions.

Part of the forces of the mechanized (tank) division, with artillery support, attack the enemy frontally, not permitting him to break contact and to organize an orderly withdrawal.

S-E-C-R-E-T

~~S-E-C-R-E-T~~

6. PECULIARITIES OF THE ATTACK  
BY CAVALRY LARGE UNITS

299. Cavalry large units are used, as a rule, to develop success after the breakthrough of the enemy defense throughout its entire tactical depth.

After their commitment into a breakthrough, cavalry large units can execute the following missions:

- pursue and destroy withdrawing enemy forces;
- repel counterattacks by the enemy reserves;
- seize the most favorable lines and most important objectives in the enemy rear;
- attack an enemy who has hurriedly taken up the defense, or who is defending on a wide front.

Cavalry large units carry out a breakthrough of a hurriedly occupied defense in those cases where there is no opportunity to carry out a maneuver so as to hit the enemy in the flank or rear.

Cavalry large units are not suitable for use in the breakthrough of a prepared enemy defense.

300. Cavalry large units must operate actively and boldly, skillfully maneuvering and not becoming engaged in extended battles. They seek out weak spots and open flanks in the enemy defense and strike powerful blows at the enemy flanks and rear, surrounding and destroying enemy forces piecemeal.

In case of an unsuccessful attack in one direction, cavalry large units rapidly regroup for a blow in another, more favorable direction.

301. In the offense, cavalry large units are reinforced with tanks, artillery, and small units (units) of engineer troops. Their operations are supported by ground attack and bomber aircraft and are reliably covered by anti-aircraft artillery and fighter aircraft.

302. An attack by cavalry large units can take place from the approach to the defensive zone of the enemy or under conditions of direct contact with the enemy.

The organization of the approach and the distribution of forces and equipment by columns must correspond to the concept of the forthcoming battle. The decision for battle is, as a rule, made on the march by the corps commander, and by a division commander when his advance guard becomes engaged.

An attack from direct contact by cavalry large units is organized according to the general rules of offensive combat of rifle large units.

In all cases, an attack must be preceded by careful reconnaissance of the enemy defense.

~~S-E-C-R-E-T~~

~~S-E-C-R-E-T~~

303. The width of the zone of attack of a cavalry small unit depends upon the assigned mission, the character of the enemy defense, the terrain, and the availability of means of reinforcement. A cavalry corps in the attack on a hurriedly occupied defense effects a breakthrough on a front of 6 to 8 kilometers; a cavalry division--3 to 4 kilometers.

The mission of the day for a cavalry corps (division) can reach up to 40 kilometers in depth.

304. The combat formation of a cavalry corps (division) in offensive combat consists of one or two echelons, artillery groups, and reserves.

When a corps (division) uses a one-echelon formation, a combined-arms reserve is formed. In the corps, this reserve consists of up to one cavalry regiment; in the division--up to two troops, with artillery and tanks.

305. Division and regimental artillery groups are formed from division and attached artillery. When sufficient artillery is available, a corps artillery group is formed.

306. Tanks of cavalry divisions are attached to the regiments operating on the main direction and are used for the close support of the cavalry.

Some of the tanks attached to a cavalry corps, depending on the situation, may also be used for the close support of the cavalry.

Tank and mechanized large units attached to a cavalry corps are used, depending upon the situation, in the first or second echelon on the direction of the main effort in coordination with cavalry divisions.

#### 7. CONDUCT OF A MEETING ENGAGEMENT WITH DEPLOYMENT FROM THE MARCH

307. A meeting engagement with deployment from the march is characterized by:

- a sharp and rapid change of the situation and the fluidity of combat actions;
- a rapid change in the combat formations of the troops conducting the attack;
- the presence of open flanks on both opposing sides;
- the development of combat actions on a wide front and of freedom of maneuver;
- a bitter struggle for the seizure and retention of the initiative throughout the course of the battle;
- the organization of control and coordination within very short periods of time.

308. Success in a meeting engagement is achieved by rapidity and decisiveness of action, by the rapid deployment of troops from march columns into combat formations, and by their transition to the attack, and also by the coordinated

~~S-E-C-R-E-T~~

~~S-E-C-R-E-T~~

use of all arms.

In a meeting engagement, it is necessary to seek the rapid disorganization of the combat and march formations of the enemy, their dismemberment into separate groups, and the destruction of these groups piecemeal.

The greatest success in a meeting engagement is attained by blows upon the flank and rear of the enemy and his subsequent encirclement.

The organized entrance of troops into battle requires beating the enemy to the seizure of favorable lines and the reliable protection of march and combat formations, particularly from enemy aviation and tanks.

In anticipation of a meeting engagement, commanders and staffs must carefully study the terrain in the zone of movement and determine all favorable and unfavorable lines for deployment and battle.

309. In a meeting engagement, the enemy will also seek to strike the flanks and rear of the opposing troops. Therefore, in organizing a blow at the enemy, it is necessary to secure one's flanks and rear by deep reconnaissance and by moving antitank weapons and reserves to the flanks.

310. Reconnaissance, especially air reconnaissance, has particularly great significance when anticipating a meeting engagement.

Air and ground reconnaissance is conducted to the front and flanks of the corps (division) to determine the grouping of enemy forces, the direction of their movement, the strength and composition of enemy columns, and the time at which they will pass predetermined lines.

Careful observation of located enemy columns, particularly of tank and mechanized troops, must be instituted.

Commanders and staffs must insure the rapid collection and dissemination of information about the situation and actions of the enemy.

311. For the seizure of favorable lines in the zones of advance of the divisions and for their retention until the arrival of the advance guards, forward detachments are sent out by order of division commanders.

Forward detachments may consist of small units of motorized infantry (cavalry) or of small units (units) of motorcycle troops, reinforced with artillery, mortars, tanks, self-propelled artillery, and also engineer small units, equipped to lay obstacles, and chemical defense small units.

In certain circumstances, the corps commander employs a reinforced forward detachment for seizing and holding a line important to the operations of the entire corps.

The distance of the forward detachment from the main forces of the corps (division) is determined by the mission and by the composition of the detachment.

312. The corps (division) commander making a decision for a march in antici-

~~S-E-C-R-E-T~~



~~S-E-C-R-E-T~~

pation of a meeting engagement, must do the following:

--determine the concept of maneuver, the most important tactical axis of advance in his zone of movement, and lines of possible conflict with the enemy;

--determine the most favorable grouping of his troops for the march and in the event of their deployment upon meeting the enemy;

--plan the solution of the principal problems connected with coordination in the event of deployment and the conduct of battle;

--determine lines and objectives which must be seized by forward detachments before the enemy reaches them;

--determine the number and composition of the advance detachments detailed and assign missions to them;

--organize antiaircraft and antitank defense and determine other measures of march security, in this connection paying particular attention to protecting the flanks of his main forces from surprise blows by enemy tank and mechanized large units;

--organize the control of the large units (units) during the march, taking into account deployment and the conduct of battle.

313. In executing a march in anticipation of a meeting engagement, the corps mechanized division, as a rule, moves at the head of the main forces of the corps.

Tank - self-propelled units of a rifle (cavalry) division move at the head of the main forces of the division. Tanks and self-propelled artillery attached to a rifle (cavalry) corps for its reinforcement, move in an independent column or are attached to the rifle (cavalry) divisions.

314. The distribution of artillery among the columns of the main forces and the advance guards is made with a view to its timely deployment and commitment and also to the rapid organization of artillery groups.

The greater part of the artillery of a rifle (cavalry) and mechanized division moves with the advance guards and the heads of the columns of the main forces.

The greater part of the antitank artillery follows the advance guards along the main march routes of the division.

Corps and attached army artillery is moved in a separate column in the main direction and is at the disposal of the corps commander. Part of the corps and army artillery may be attached to the divisions. The artillery-antitank reserve of the corps (division) moves on the direction threatened by tanks and displaces by bounds from line to line.

With the beginning of a meeting engagement, the army artillery is utilized primarily for neutralizing the artillery of the enemy.

315. Units and small units of engineer and chemical defense troops are

~~S-E-C-R-E-T~~

~~S-E-C-R-E-T~~

distributed among large units and units and within or between security units and the main forces.

Engineer troops insure the forward movement of the columns, for the sake of which obstacles are removed, roads are repaired, and cross-country routes are laid out; in the course of battle the engineer troops consolidate the lines which have been seized, and build obstacles.

316. Antiaircraft artillery, in coordination with fighter aircraft, give cover primarily to the main grouping of troops, especially while they are passing through defiles, and traversing bridges and crossings.

The antiaircraft artillery of a rifle (cavalry) and mechanized division moves with the main forces of its own division, moving from line to line.

Corps and attached antiaircraft artillery is distributed to provide protection for columns in a manner which will facilitate covering the main forces upon their commitment to battle.

The displacement of antiaircraft artillery is done according to the corps (division) antiaircraft defense plan.

317. A march in anticipation of a meeting engagement requires strong security. Advance guards, leading golovniye and flank detachments are reinforced with tanks, self-propelled and field artillery, and engineer units units.

318. Uninterrupted control of troops on the march is ensured primarily by messengers, aircraft, and, if the situation permits, by wire. Radios operate on a listening watch and are used for the transmission of radio signals.

Communication means designated for the axis of signal communications and the communications center, move with the staff of the large unit; those designated for communication with subordinate large units (units) are located in the headquarters of the respective units.

The corps commander and his staff move from point to point in the zone of advance of the main body.

The division commander and his staff usually move at the head of the main body of the division.

319. When anticipating a meeting engagement, all transportable reserves of supplies should be brought up to authorized levels.

On the march, division rear service units and installations move in independent columns.

When a meeting engagement is initiated, fuel, lubricants, and ammunition transport and also medical installations and evacuation services move forward.

320. In a meeting engagement, a rapid and decisive movement into the attack by the corps (division) main body can lead to the defeat of a stronger enemy force which has not succeeded in deploying. Therefore, special significance is attached to the rapidity of making a decision, to its transmittal to subordinate

~~S-E-C-R-E-T~~

~~S-E-C-R-E-T~~

units, and also to the rapid deployment of troops for battle.

321. The corps commander makes a decision for a meeting engagement as early as possible on the basis of information received from air and ground reconnaissance. This decision is made more detailed when forward units initiate battle.

The division commander usually makes the decision for the meeting engagement, with the beginning of the clash with the enemy made by the forward small security units.

Slowness in making a decision results in a loss of the initiative.

In making a decision, the corps (division) commander determines:

- his concept of the battle and the direction of the main blow;
- the line of deployment for the corps (division);
- missions for subordinate large units (units);
- missions for artillery and aviation;
- tasks for antiaircraft and antitank defense, and other measures for combat security;
- the method of coordination;
- supplementary reconnaissance missions and measures for flank security.

The direction of the main blow is selected on terrain favoring employment of tanks. It must be satisfactory for the movement of the main forces to the flank and rear of the enemy and it must avoid large built-up areas.

322. Large units and units are given immediate and subsequent objectives, the seizure of which creates favorable conditions for further action.

Coordination is organized during the course of the battle; the primary purpose is to coordinate the actions of aviation with tanks and artillery.

323. A meeting engagement usually is initiated by the clash of reconnaissance forces and forward small units.

Forward detachments, acting decisively, seize and hold objectives until the arrival of advance guards, at which time they are subordinated to the advance guard commanders.

Advance guards, by aggressive attack, must destroy forward enemy units and pin down the enemy's main forces, and strive to seize favorable lines for the deployment of corps (division) main forces.

324. Upon meeting enemy forces, the greater part of the artillery is deployed upon the initiative of the commanders of the advance guard units.

The corps (division) commander must, in the shortest possible time, centralize

~~S-E-C-R-E-T~~

S-E-C-R-E-T

control of the deployed artillery and use it in the overall interests of the corps (division).

For protecting flanks against enemy tanks, it is necessary to move the artillery-antitank reserve, a mobile obstacle-placing detachment, and a portion of the gun artillery to the threatened flanks.

325. Advance guard actions are supported by the fire of the greater part of the artillery, by tanks, and by aviation.

Attached army and corps artillery and supporting aviation neutralize enemy artillery and approaching columns or his combat formations.

Advance guards assist each other by artillery fire and by attacks with part of their forces against the flanks and rear of enemy forces opposing adjacent advance guards.

If the enemy attacks with a superiority of force, the advance guard, upon orders of the corps (division) commander, takes up the defense with the mission of stopping the enemy attack, holding positions reached, and securing the deployment and commitment of the main forces.

326. Blows by aviation upon approaching enemy forces must be delivered as early as possible to inflict damage upon them prior to their deployment.

During the movement to contact, aviation must hold up the movement of the enemy main forces and assist in the destruction of enemy advance guards.

Air strikes must be directed primarily against enemy forces operating on the direction of the corps (division) main effort and against enemy forces threatening one's flanks.

Particular attention must be given to the destruction of enemy tank, mechanized, and artillery large units (units) and to the support of friendly advance guards.

At the same time, protection from air attack must be provided by the coordinated use of antiaircraft artillery and fighter aircraft, particularly when troops are deploying from march columns and when passing through defiles, over bridges and crossings, and on open sectors of terrain.

327. Organic and attached tanks of rifle (cavalry) divisions are used in mass in the directions of the main efforts of their divisions.

328. A mechanized (tank) division, upon initiation of a meeting engagement, must act energetically and decisively.

Upon meeting the enemy, the division, through the decisive actions of the advance guard, destroys leading enemy units and attacks the flank and rear of the enemy main forces with the main forces of the division, deploying and seizing important lines before the enemy can do so.

In case the enemy has deployed first, or if he possesses a superiority in tanks, the division seizes a favorable line and holds it until the arrival of the corps main forces.

When a mechanized (tank) division moves behind a rifle division(s), it deploys and enters into battle, usually either by passing around the flank of the rifle division or by passing through its lines.

329. If friendly deployment is effected prior to the enemy's deployment, the enemy forces should be split up by decisive actions. To do this, blocking forces are left on secondary directions while the main forces strike a

S-E-C-R-E-T

S-E-C-R-E-T

blow at the flank and rear of the main enemy grouping in order to encircle and destroy it.

Successes must be exploited boldly and unhesitatingly, not giving the enemy an opportunity to organize a defense and to regroup his forces on the battlefield.

330. On meeting a superior enemy force, or an equal enemy force which has succeeded in deploying first, it is expedient to deploy on a line favorable to the conduct of battle, meet the enemy with artillery and aviation, disorganize his combat formations, inflict casualties, and then, by a blow on the enemy's flank and rear, destroy him.

331. When enemy forces seek to envelop or turn the flank (flanks), they must be stopped and attacked on their flank and rear by flank security units.

In case of an attack by large enemy forces upon one's flank, forces of sufficient strength, and particularly strong in artillery and tanks, should be regrouped on the threatened flank and should counterattack the enveloping enemy troops.

332. An attack on an enemy who has taken up the defense with his main forces under cover of the actions of his advance guard is conducted according to the rules for an attack on an enemy who has hurriedly taken up the defense.

If, as a result of a meeting engagement, the enemy begins to withdraw, the corps (division) commander organizes a relentless pursuit.

333. Control of troops upon initiation of a meeting engagement must be uninterrupted and is effected, as a rule, by brief combat instructions issued by the corps (division) commander personally or through his staff and liaison officers. Liaison officers must have radios and mobile means of communication at their disposal.

During the course of battle, particular attention must be given to maintaining coordination communications between the mechanized division, the artillery, and supporting aviation and to establishing the simplest light [svetovyykh] signals and other types of signals.

The corps (division) command post is established simultaneously with the initiation of a meeting engagement. After the commander makes his decision, a supplementary command post is established, if necessary, in the direction of the main effort, from which point the deployment and actions of the main forces can be observed.

#### 8. SURMOUNTING THE ENEMY'S SECURITY ZONE

334. When the enemy has established a security zone in front of a defensive position, the security zone is overcome on the march by advance guards or forward detachments. Missions of advance guards (forward detachments) are:

--destruction of enemy forces defending obstacles;

--destruction of enemy security forces, establishment of contact with enemy forces occupying the main (first) defensive zone, and reconnaissance of the main line of resistance;

S-E-C-R-E-T

S-E-C-R-E-T

--seizure and consolidation of a line suitable for deployment of the main forces.

The actions of advance guards (forward detachments) are supported by artillery and aviation.

March support detachments move immediately behind the advance guards (forward detachments).

335. If, in the course of overcoming the security zone, the enemy is taken by surprise, advance guards (forward detachments) must break into the main (first) defensive zone and unceasingly continue the attack. The corps (division) commander must, without delay, exploit successes gained by advance guards (forward detachments), committing to battle fresh troops reinforced with tanks and self-propelled artillery.

When the enemy offers stubborn resistance, advance guards (forward detachments) must establish close contact with the main line of resistance of the main (first) defensive zone and seize points on the main line of resistance which provide observation into the depth of the enemy defense. During the overcoming of the security zone and during the battle by advance guards (forward detachments) for the main line of resistance of the enemy defense, careful reconnaissance of the enemy's main (first) defensive zone is conducted, and the situation is clarified for the making of a decision.

336. The mechanized division of the rifle corps during the course of the pursuit independently organizes the overcoming of the enemy security zone, not awaiting the approach of rifle large units (units).

#### 9. ENCIRCLEMENT AND ANNIHILATION OF THE ENCIRCLED ENEMY

337. A battle for encirclement consists of coordinated blows against the flanks and rear of the enemy, combined with a simultaneous attack from the front for the purpose of creating solid internal and external fronts of encirclement.

For a reliable encirclement, it is necessary to have, as a rule, a superiority of force. However, an encirclement may be effected, in the absence of a quantitative superiority over the enemy, if superiority in mobility and maneuverability can be obtained.

338. An encirclement can be effected by a corps (division) in coordination with an adjacent unit, or it can be effected independently by means of an envelopment and a turning movement.

The most favorable conditions for encirclement are created as a result of:

--an aggressive breakthrough of an enemy defense in coordination with adjacent units;

--a seizure of enemy withdrawal routes during the exploitation of an attack and during the pursuit.

S-E-C-R-E-T

S-E-C-R-E-T

A rifle corps can carry out an envelopment and a turning movement with its mechanized division or with its rifle divisions.

Troops making an envelopment and a turning movement are reinforced with artillery, tanks, and engineers, and are supported by aviation.

339. During an encirclement, the enemy must be deprived, as first priority, of freedom of maneuver and the possibility of receiving assistance from adjacent units and reserves.

This is attained by:

- the rapid destruction of troops on the flanks of the grouping being encircled and by an attack on them from the front;
- the attack on the enemy rear by tank and mechanized large units (units);
- the dropping (landing) of airborne troops in the enemy rear;
- the neutralization of encircled troops by artillery and aviation;
- the seizure and holding of important lines in the rear of the enemy to support the troops engaged in the immediate encirclement of the enemy;
- the destruction or blocking of approaching enemy reserves;
- the creation of an external front of encirclement;
- the erection of obstacles and the use of a strong antitank defense on avenues of possible counterattack;
- the blockading of encircled troops from the air by antiaircraft artillery and fighter aviation.

340. The encirclement can be depended on only when an unbroken internal front was been established around the encircled grouping and when the external front has moved outwards to a distance which precludes fire support of the encircled enemy forces by forces operating against the external front.

The encircling troops conduct deep reconnaissance, establish blocking forces, and make wide use of obstacles on all likely avenues of enemy counterattack.

In a battle for encirclement, particular attention is given to the organization of antitank defenses on both the internal and external fronts.

341. The battle for annihilation of the encircled enemy begins simultaneously with the formation of the internal front of encirclement, and must be concluded in the shortest possible time. Bold and decisive actions are a most important condition of success.

The annihilation of encircled troops is carried out by splitting them into isolated groups and destroying them piecemeal, with the simultaneous expansion of the external front of encirclement.

S-E-C-R-E-T

S-E-C-R-E-T

The splitting of enemy forces and their piecemeal destruction is conducted by decisive, concentrated blows throughout the depths of the enemy dispositions.

Terrain features are seized which permit observation of the enemy dispositions and their coverage by artillery and mortar fire.

342. When completing the encirclement and annihilation of the enemy, it is necessary to organize carefully coordination among all large units (units) and adjacent units. Troops advancing towards each other must mutually know directions of action, missions, recognition signals and the parole parole for meeting, signals for ceasing artillery fires, and must clearly designate their positions to friendly aircraft.

Troops employed to destroy encircled enemy forces must be under a single commander. Communications among coordinating units are organized by order of the senior commander.

343. Enemy efforts to break out of the encirclement must be countered by massed artillery fire, by aviation, and by maneuver of reserves to the areas of the attempted breakout in order to block enemy troops or to destroy them by blows on the flank.

The enemy will probably attempt to conceal the direction of his main break-out effort by use of feints.

344. A rifle corps (division) employed on the external front must strive to throw enemy troops back as far as possible from the encircled grouping.

If the enemy possesses a superiority of force, the corps (division) takes up the defense to prevent the enemy from making a breakthrough and linking up with the encircled grouping.

345. Aviation, in a battle for encirclement and destruction, isolates the encircled enemy troops, bars the approach of enemy reserves, prevents the maneuver of the encircled troops, and cooperates with friendly ground forces in the destruction of the encircled enemy. Fighter aviation provides protection to friendly troops against enemy air attack.

The most important mission of aviation is to blockade the enemy from the air.

The air blockade has as its purpose the prevention of enemy air movement into or out of the encircled area, either by day or at night.

346. During the course of the battle for encirclement and annihilation of the enemy, supplementary orders to attacking large units (units) must be issued in good time.

The regular transmittal of information, by higher headquarters, concerning the situation on the entire front of encirclement, and the prompt reporting, by commanders and staffs of the encircling forces, of all changes in the situation constitute a most important prerequisite for success in encircling and annihilating enemy forces.

S-E-C-R-E-T



S-E-C-R-E-T

347. The supply of ammunition, fuel, and other materiel to encircling units operating in the enemy rear must be ensured by reliable protection; in necessary cases, it is effected by air.

10. PECULIARITIES OF AN ATTACK ON AN ENEMY WHO HAS HURRIEDLY TAKEN UP THE DEFENSE

348. A hurried adoption of the defense by the enemy usually occurs during the course of a successful breakthrough, when the enemy tries, by use of his reserves, to stop, on intermediate lines, the advance of attacking troops. The enemy may also take up the defense hurriedly when a meeting engagement turns against him; then, seeking to avoid complete defeat, he tries to organize a defense. This also may take place during a withdrawal by the enemy, when, defending with rear guards on an intermediate line, he has decided to pull his main body out from under a blow.

A hurriedly occupied defense in the initial stages of its organization is characterized by:

- incomplete preparedness, with a consequent lowering of strength;
- an insufficiently developed and organized system of antipersonnel and antitank fires;
- the insufficient development of defensive installations, both on the main line of resistance and in depth;
- hurriedly organized coordination and lack of firm control;
- lack of familiarity with the terrain.

349. The breakthrough of a hurriedly occupied defense is conducted from the march or after limited preparations. The decision for the attack is made during the approach to the defensive position; during this time troop groupings are also made. Information about the enemy and terrain is detailed during the battle of the forward units.

The corps (division), employing strong forward detachments on a wide front, ascertains weakly occupied or unoccupied sectors of the defense and uses every opportunity for the close or wide envelopment of the enemy.

When conditions are favorable, it is feasible to start an attack even before the complete concentration of all the forces of the corps (division) takes place; however, in such cases, it is necessary to strive to establish a decisive superiority of men and materiel in the direction of the main effort.

The first echelon, having wedged itself into the enemy defense, even if only on isolated sectors, must resolutely keep on moving forward, in an effort to overrun the entire tactical depth of the enemy's defense in the minimum time.

The second echelon, following the first echelon, exploits the success of the first echelon, widens the breakthrough to the flanks, and destroys the

S-E-C-R-E-T

S-E-C-R-E-T

remnants of enemy troops in the entire corps (division) zone of attack.

When a rifle corps succeeds in breaking through a defense position hastily assumed by the enemy, the mechanized division usually operates in the first echelon in the direction of the main blow.

350. An attack is preceded by artillery and air preparations. Subsequently, long-range artillery and a part of the aviation keep the enemy reserves from moving up, and the remaining artillery and aviation support the attack.

#### 11. BREAKTHROUGH OF A FORTIFIED AREA.

351. Methods to be used for the breakthrough of a fortified area depend on the strength, composition, and combat efficiency of the enemy, the density and type of permanent defensive installations and obstacles, and the depth of the fortified zone.

The breakthrough, as a rule, is accomplished by a simultaneous cracking of the main (first) defensive zone of the fortified area and a rapid exploitation of the thrust in depth in order to gain possession of successive defensive lines, and at the same time to widen the breach by blows to the flanks.

In order to effect a breakthrough of a fortified area, it is necessary to have powerful means of destruction and neutralization plus careful preparation.

352. Direct preparations for a breakthrough of a fortified area are organized after overcoming the enemy security zone, when close contact with the main line of resistance of the main (first) defensive zone has been established.

The plan of the preparation for the breakthrough of a fortified area, in addition to routine measures, provides for:

- careful and systematic study of the defense system of the fortified area;
- study of permanent and field defense installations and their accurate location on a chart (map);
- careful study of enemy obstacles in front of the main line of resistance of the main (first) defensive zone, as well as in its depths;
- the establishment of infantry and tank departure positions in the departure area for the attack, thus ensuring the disposition of compact combat formation; the creation of a dense network of command and observation posts;
- digging of the first trenches as close as possible to the main line of resistance of the enemy fortified area;
- multiple vertical and oblique aerial photography of the defensive zones and individual objects of the fortified area;
- joint training of all arms and special troops on specially prepared terrain;
- timely reconnaissance by fire огневые вскрывающие of permanent defense installations;

S-E-C-R-E-T

~~S-E-C-R-E-T~~

--preliminary destruction of permanent defense installations by heavy and very heavy artillery and aviation;

--wide application of flamethrower-incendiary and smoke equipment.

353. The distinctive characteristics of combat formations of troops engaged in a breakthrough of an enemy fortified area are:

--the depth of the formation;

--the creation of assault detachments and assault groups;

--heavy concentration of tanks for the close support of the infantry (two - three echelons); heavy tanks and heavy self-propelled artillery are employed for this purpose;

--the formation of a reserve of heavy tanks at the disposition of the division commander.

354. For the breakthrough of a fortified area, the rifle corps receives a zone up to six kilometers in width, and breaks through the enemy defense on this entire front. The combat formation of a corps consists of two echelons. The combat formation of a rifle division consists of two or three echelons.

355. Assault groups are organized within the battalions of the first echelon and, when the situation warrants, also in the battalions of the following echelons. Their purpose is to block and destroy permanent and important field defense installations.

The composition of the assault groups is determined by the character of the permanent defense installations which have to be captured or destroyed. An assault group includes: from a squad to a platoon of infantry; from a squad to a platoon of sappers; several flame throwers, guns of various calibers, including heavy guns, and mortars, tanks, and heavy self-propelled artillery.

The commanders of assault groups are specially selected and trained officers.

When the presence of powerful and complex defense installations and strong points in a fortified area is disclosed, the corps (division) commander orders the formation, in the regiments, of assault detachments, consisting of up to a battalion of infantry and up to a company of sappers to block and destroy them. These detachments are reinforced with heavy tanks, tanks equipped for breaching minefields, special tanks, batteries of heavy self-propelled artillery, separate batteries of various calibers, including batteries of heavy artillery, and mortars and flame throwers.

The assault detachments are divided into assault groups, depending on the number of permanent and important field defense installations to be attacked in an enemy strong point.

~~S-E-C-R-E-T~~

~~S-E-C-R-E-T~~

356. Troops who are assigned to carry out an attack on a fortified area are informed ahead of time about the strength and type of the enemy permanent fortifications. This information is accompanied by the latest ground reconnaissance data and aerial photographs, especially obliques.

A particularly important mission for the reconnaissance of a fortified area is to disclose the fire system, the number and type of permanent installations and their power of resistance, suitable avenues of approach to them, and to reconnoiter obstacles and determine their density.

A reconnaissance in force always precedes any attack on a fortified area. It is planned by higher headquarters, and is carried out on a broad front.

357. The particulars pertaining to engineer preparation of the departure area for the attack are as follows:

--the digging of the first trenches as close as possible to the main line of resistance of the fortified area;

--the preparation of a great number of positions suitable for direct fire from large-caliber guns;

--the making and equipping of passages in antitank ditches and post obstacles, under conditions of multi-zoned obstacles of great density;

--the conduct of underground mining operations and their careful concealment.

358. Survey must determine the exact coordinates of enemy permanent installations and ensure their plotting on large-scale charts. All troops (down to company, battery, inclusive) must be supplied with charts and large-scale aerial photographs.

359. The training of troops in seizing permanent defense installations, and their special training in overcoming and destroying obstacles, is carried out in the rear, in sectors equipped with obstacles and mock-ups similar to enemy installations; special attention is paid to the training and coordination of the assault groups and detachments in the general combat formation. In training the artillery, the greatest attention is devoted to its instruction in the methods of fire against permanent installations.

360. In the breakthrough of a fortified area, the immediate mission of the rifle corps is to reach the depth of the main enemy artillery positions; the subsequent mission is to complete the breakthrough of the main (first) defensive zone; the mission of the day is to seize the second defensive zone.

The immediate mission of the rifle division is to break through the forward edge of a sector of the fortified area, and to seize the strong points of the first position; the subsequent mission is to reach the main artillery positions of the enemy; the mission of the day is to complete the breakthrough of the enemy's main (first) defensive zone and to develop the attack on the second defensive zone.

~~S-E-C-R-E-T~~

~~S-E-C-R-E-T~~

[REDACTED]

The mechanized division of the rifle corps is committed to action after the troops of the first echelon have taken the main (first) defensive zone, with the immediate mission of seizing, from the march, the intermediate positions between the main (first) and second defensive zones and reaching the second defensive zone; the subsequent mission of the mechanized division is to capture the second defensive zone.

361. In the breakthrough of a fortified area, it is necessary to allow as much time as possible to organize coordination on the terrain. To do this it is necessary to establish the following:

- coordination during the seizure of the strong points and centers of defense located at the main line of resistance of the main (first) defensive zone, and for seizing each [successive] line of strong points and centers in the depth of the fortified area;

- the operating procedure and methods of destruction, neutralization, and blinding of permanent enemy installations;

- the order of attack of permanent installations by assault groups and assault detachments, together with the support of artillery and aviation;

- the coordination of assault groups and assault detachments with the large and small units of infantry, tanks, and aircraft of the combat formation;

- the method of surmounting enemy obstacles in front of the main line of resistance of the main (first) defensive zone, as well in the depth of the defense.

362. After the locations of permanent installations have been disclosed, reconnaissance by fire [ognevoye vskrytiye] is conducted which must accurately establish the presence of ferroconcrete or armored installations. Each permanent installation which has been disclosed must be kept under constant observation and gunfire for the entire period of the artillery preparation for the attack.

363. The principal tasks of the artillery offensive are:

- the destruction of permanent installations and the neutralization of their garrisons, and also the neutralization and destruction of the troops occupying field defensive installations;

- the neutralization and destruction of enemy artillery and mortars;

- the blinding and neutralization of permanent installations located on the flanks of the advancing troops;

- the creation of passages through post obstacles and antitank ditches if such passages cannot be made by sappers;

- the support of the advance of the attacking infantry and tanks by a double or, if means are available, a triple rolling barrage in combination with successive concentrations of fire.

~~S-E-C-R-E-T~~

~~S-E-C-R-E-T~~

Especially important is direct fire from large caliber guns and heavy self-propelled artillery against embrasures, armored turrets, and exposed walls of permanent installations.

Depending on the type and strength of the permanent installations, the duration of the preliminary period of destruction is established. Usually the period of destruction begins on the eve of the attack, occasionally several days before the attack.

The duration of the artillery preparation for the attack depends on the results of the destruction of the permanent installations of the enemy.

Unwarranted curtailment of the length of the artillery preparation for the attack can slow down the tempo of advance of the attacking troops and result in protracted operations, with great losses in men and expenditure of materiel.

364. During the period of destruction and period of the artillery preparation for the attack, aviation concentrates its main efforts on the destruction of permanent enemy installations within the entire tactical depth of the defense, and also on the neutralization of the artillery and reserves of the enemy. Large caliber bombs are used for the destruction of permanent installations.

365. The success of the battle, especially in its initial stage, is determined to a large degree by the extent of damage and neutralization which has been inflicted upon the enemy's permanent installations. It is therefore necessary to check constantly the extent of demolition which the enemy's permanent installations have suffered from artillery fire and aerial bombing. This is done by aerial photographs and by ground and air observation.

366. If time permits and hydrogeological conditions are favorable, underground mining operations are conducted for the destruction of individual permanent installations and strong points located on the main line of resistance of the main (first) defensive zone. This work is done by the engineer troops.

367. The attack on a fortified area begins with a simultaneous assault by infantry, infantry close support tanks and assault detachments (groups), with the support of artillery and aviation.

The assault detachments and groups block and demolish surviving permanent installations.

Infantry and tanks break into the intervals between the permanent installations and, without stopping in the first trenches, move forward behind the rolling barrage, into the depth of the enemy defense.

Heavy self-propelled artillery and accompanying guns conduct fire on permanent installations and enemy firing points, hindering the advance of the infantry and tanks.

The troops rush in the directions where success has been achieved, striving to develop the success in depth and toward the flanks. Permanent installations situated in the depth of the defense area which have escaped damage are

~~S-E-C-R-E-T~~

S-E-C-R-E-T

blocked and destroyed by the assault detachments (groups).

368. To widen the breach, the second (third) echelons of regiments and divisions are introduced through the gap which has been made. They are reinforced with artillery, tanks, self-propelled artillery, and small units of engineer troops. Their function is to deliver blows from the rear upon enemy strong points and centers of defense.

All gains must be exploited immediately by rifle and mechanized units (large units) without giving the enemy any opportunity to consolidate on switch and intermediate positions.

369. A distinctive feature of a battle against a fortified area is combat with the enemy reserves, while the fight against the strong point of the first position of the main (first) defensive zone is still in progress; therefore, artillery-antitank reserves and mobile obstacle-placing detachments must be moved closer to the combat formations of the first echelon of the attacking forces; captured areas are consolidated by specially designated units (small units). Captured permanent installations must be blown up.

370. If a fortified area is not yet fully prepared, or if its defending forces are weak, then it is advantageous to attack it after a preparation of short duration.

When the enemy is retreating to a fortified area, efforts must be made to break into the area from the march with a mechanized division, moving on the heels of the retreating enemy.

## 12. OFFENSIVE COMBAT IN A CITY

371. A city with solid stone buildings and a network of underground tunnels (passageways) can be easily adapted for defense; it resembles, in this event, a fortified area, where special methods of offensive combat must be applied.

Offensive combat in a city presents the following characteristics: restricted visibility and fields of fire; complexity of troop control; and great limitation in the maneuverability of large and small units.

Offensive combat in a city is divided into a series of individual local battles. It is characterized by stubborn resistance and surprise attacks. Attacks upon individual city objectives are carried out by reinforced battalions, companies, and platoons.

The division commander, whenever it becomes necessary, determines what reinforcements are needed for small combat units and what their tactics will be.

372. Under conditions of the successful development of an offensive, efforts must be exerted to capture by surprise the garrison defending the city, and to seize the city by a sudden attack from the march. To accomplish this, strong forward detachments make their way to the center of the city, capture

S-E-C-R-E-T

S-E-C-R-E-T

vitaly important objectives, and, having consolidated in them, keep on fighting until the main forces arrive.

The corps (division) commander, taking advantage of the success gained by the forward detachments, which succeeded in making their way into the center of the city, must organize the final seizure of the entire city.

The operations of the forward detachments must be supported by significant air power. Simultaneously, all efforts of the troops advancing on the city are directed toward the blockade of the city, in order to isolate the defending garrison.

373. The success of a sudden attack upon a city is achieved:

--by daring and bold actions and initiative of units and small units;

--by the seizure, in first priority, of the main strong points and centers [of defense] on important routes through the city, telephone and telegraph stations, radio stations, bridges and viaducts in order to isolate the enemy and to prevent him from being able to maneuver within the city;

--by building up men and materiel wherever success has been achieved.

374. If a sudden attack has failed to capture a city, the troops surround it, establish a blockade, and make preparations for a new attack.

An attack (assault) on a city takes place simultaneously on several sectors along converging directions with the intention of splitting the enemy defense into separate areas and of destroying piecemeal the garrisons defending them.

A successful attack on a city is achieved:

--by a timely and careful study of the city and its defense characteristics;

--by the daring and coordinated actions of units and small units, with the use of initiative;

--by continuous attacks day and night and by increasing the force of the blow, especially on points where the attacks meet with success;

--by supplying the attacking forces with necessary materiel for combat and for the demolition of defense structures;

--by consolidation of captured city blocks and annihilation of enemy troops remaining there, and by proper organization of the commandant's service.

375. When it is impossible to surround the city, the attack is made from the front, in coordination with other forces advancing to the right and to the left of the city.

In all cases, the beginning of the attack must be preceded by an artillery and air preparation.

376. In the attack of a city, immediate and subsequent missions are given to the large units.

S-E-C-R-E-T



~~S-E-C-R-E-T~~

Usually the immediate mission provides:

- that the rifle corps seize several areas or a section of the city;
- that the rifle division seize a designated area of the city.

The subsequent mission of the corps (division) is to capture new objectives in the depths of the city.

377. The width of the zone of attack depends on the situation.

The zone of attack usually includes:

- for a rifle regiment- one or two streets leading into the city and the adjoining city blocks;
- for a rifle division - three or four streets or an area of the city;
- for a rifle corps - a part of the city or the entire city.

378. During combat inside a city, a wide application is made of rocket weapons, mortars, special tanks, flame throwers, grenades, explosives, incendiary and smoke agents, and devices designed for the assault of buildings.

The attacking troops must be supplied with large-scale city plans, on which corrections have been made with the aid of aerial photographs. City blocks and especially important objectives must be numbered and the most important underground installations indicated on the plan.

379. The commander of a large unit, in conducting an attack, directs the efforts of his troops to the seizure of those strong points on which depends the successful outcome of an engagement in a given area.

It is advantageous to carry on an attack under the cover of darkness or smoke. Underground communication passages are utilized for the dispatch of reconnaissance [forces] and reinforced small units into the rear of the enemy, which facilitates the capture of strong points, and also permits gaining the enemy's rear. Underground passages which are not being utilized must be blown up or blocked.

Captured strong points and street intersections are consolidated. All captured buildings, as a rule, are cleared of remaining enemy groups and mines. The troops must be ready to repulse enemy counterattacks from underground installations (passages).

As a rule, in attacking a city, reserves are constituted in each large unit (unit).

380. During combat in cities a significant portion of the artillery, including heavy artillery, operates with the attacking units (small units) and destroys defensive fortifications, as a rule, by direct fire. Artillery which remains under the control of the corps (division) commander is employed for the destruction of the important objectives of the attack and for the neutralization of their garrisons, and also enemy artillery and mortars.

~~S-E-C-R-E-T~~

S-E-C-R-E-T

Tanks and self-propelled artillery, including heavy ones, operate with the attacking units (small units). Support of the infantry attack by fire and sometimes by spearheading the attack, the consolidation of captured city blocks in conjunction with the infantry, and the repelling of enemy counterattacks are all missions of the tanks and self-propelled artillery.

381. Engineer troops are employed primarily with assault units (small units).

The missions of engineer troops during the attack on a city are the following:

- reconnaissance of the enemy fortifications and obstacles, and also underground installations (passages) of the city;
- support of the storming of separate buildings and strong points, the breaching of walls and floors of buildings, and the cutting of passages through obstacles;
- the clearing of mined streets and houses for freedom of maneuver and deployment of the troops;
- the conduct of underground mining operations and destruction of separate buildings and strong points;
- the construction of obstacles for the consolidation of captured strong points.

382. Fighter aviation and antiaircraft artillery protect the attacking troops from enemy air attacks and cut off the besieged garrison from the air. Bomber and ground-attack aviation prior to the beginning of the attack, and in coordination with the artillery, neutralize and destroy especially stubborn strong points and centers of defense. During the attack they prevent the approach of enemy reserves toward the city, neutralize and destroy enemy artillery, and continue operations against strong points and centers of defense.

383. During combat in a city the command post and observation posts must be located close to the troops.

### 13. FORCING A RIVER

384. The importance of a river as a barrier is defined by the following:

- the characteristics of the river (width, depth, and swiftness of the current);
- the condition of its shores, bottom, and valley;
- the presence of fords and hydrotechnical installations;

S-E-C-R-E-T

~~S-E-C-R-E-T~~

--the character of the enemy defense of the river;

--the condition of the weather and time of year.

385. The forcing of a river can be carried out:

--by a hasty crossing-during the successful development of an offensive or during pursuit of the enemy;

--by a deliberate crossing-in instances of direct contact with the enemy along a water line.

In every instance, success in forcing a river is attained by the following:

--careful organization and secrecy of preparation for the crossing;

--concentration of as large a quantity of crossing means as possible and their skillful maneuver during the forcing of the crossing;

--suddenness of the operations with a swift seizure of a bridgehead and the immediate development of the attack into the depth of the enemy defense;

--destruction and neutralization of enemy weapons;

--reliable coverage of our troops from enemy air attacks during the forcing of a river and during the operations in the captured bridgeheads.

Surprise in forcing the crossing is achieved by secrecy in assembling the troops in designated areas, by the inconspicuous preparation and delivery of crossing means to the river, and by the unexpected and swift crossing of the troops.

During the forcing of a river, smoke screens, which are created on a wide front by various means, are employed for purposes of concealment.

386. For forcing a river crossing it is advantageous to select sectors with accessible banks and valleys, and also sectors where the enemy defense is weaker or where he does not anticipate the forcing of a river crossing.

During the forcing of a river crossing reconnaissance is organized on a wide front. It must determine the following:

--the width, depth, and swiftness of the river current, the nature of the river bottom, the character of the banks, and places for descending to the river;

--the more weakly occupied sectors of the enemy defense;

--the conditions for forcing a river crossing in each sector and the sectors most suitable for forcing the crossing;

--the presence and conditions of fords and hydrotechnical installations;

--concealed routes of approach to the river and areas best suited for the concealed concentration of troops and crossing equipment;

--the presence of enemy underwater obstacles and obstacles on shore;

--the presence of timber supplies, and also local and improvised crossing equipment.

~~S-E-C-R-E-T~~

S-E-C-R-E-T

387. The corps commander, in order to force a hasty river crossing and to seize crossings and a bridgehead on the far shore, pushes forward the mechanized division, reinforced by units (small units) of engineer troops and supported by crossing equipment; simultaneously he takes measures to speed up the approach of the rifle divisions to the river and assigns them sectors for forcing a crossing.

Division commanders push their own forward detachments toward the river as rapidly as possible, with the mission of seizing crossings and bridgeheads on the far shore.

388. Forward detachments of the divisions, reinforced by artillery, tanks, crossing equipment, and smoke equipment, widely employ local and improvised crossing means and, without waiting for special instructions, vigorously force a crossing. They seize and consolidate the bridgeheads on the far bank and support the crossing of the main forces of their divisions.

When the forcing of the crossing begins, the artillery with its fire neutralizes the enemy artillery and mortars which are holding up the crossing, and covers the flanks of the crossing troops. Antiaircraft artillery protects the crossing of the troops from enemy air attacks.

When serviceable bridges and crossings have been seized and when fords are available, tanks together with rifle and motorized rifle small units make a hasty crossing.

If the bridges, crossings, and fords are occupied by the enemy, the tanks, firing at a halt, neutralize the enemy firing points, thus protecting the movement of our forces to the river and their crossing.

After the seizure of a bridgehead by the forward detachments, the tanks are ferried across or cross on prefabricated bridges. The main forces of the divisions make a hasty crossing over prepared crossings or on standard and improvised equipment and exploit the success achieved by the forward detachments.

389. If the forcing of a hasty river crossing is not achieved, the corps (division) commander turns to a deliberate crossing; in this event the rifle divisions, as a rule, comprise the first echelon of the corps.

390. Attack with a deliberate river crossing includes the following:

- the forcing of a river crossing and seizure of the far shore;
- the seizure and enlargement of a bridgehead;
- the development of the attack from the bridgehead into the depth of the enemy defenses.

391. A deliberate river crossing is carried out, as a rule, in the daylight hours and begins during the period of the artillery and air preparation. The deliberate river crossing can also be conducted at night and at daybreak.

S-E-C-R-E-T

S-E-C-R-E-T

The artillery and air preparation must be continued until the first-echelon troops which have crossed begin to move to the attack.

If the enemy main line of resistance does not lie along the bank of the river, the artillery and air preparation continues until the beginning of the movement to the attack.

392. The corps (division) commander, in making a decision for the forcing of a crossing, determines the following:

- the scheme of battle;
- the sectors for forcing a crossing and the crossing points of the divisions (regiments);
- the immediate and subsequent missions for the troops on the far shore;
- the organization of the troops for forcing a crossing, the means and method of their crossing;
- the area of concentration of the troops in the departure position before the forcing of the crossing and the control points for the passing of the units and small units to the crossing sites;
- the organization of the artillery offensive;
- the missions of the supporting aviation;
- the organization of engineer support for the forcing of the crossing;
- the organization of coordination of the crossing troops;
- measures for camouflage and deception of the enemy, and also the method for covering stream crossings with smoke;
- the organization of control of the troops during the time of crossing and on the far shore; locations of the command and observation posts;
- the organization of antitank and antiaircraft defense and other measures of combat security;
- the organization of the rear.

393. During the forcing of a river crossing, the seizure of a bridgehead in the vicinity of the main enemy artillery positions (located at a depth of three to four km) is the immediate mission of the rifle division; its subsequent mission is the enlargement and consolidation of the bridgehead.

The seizure and enlargement of the general bridgehead and its consolidation is the immediate mission of the rifle corps. The subsequent mission of this corps depends upon the situation and the nature of the enemy defense.

394. Crossing points are organized within sectors selected for the forcing of a crossing. Depending upon their designation, the crossing points are known as : corps, division, regimental, and battalion crossing points.

Commandants for the crossing points, selected from the commanders of the engineer troops that have prepared these crossings, are assigned to direct the work at the crossing points.

S-E-C-R-E-T

S-E-C-R-E-T

As a minimum, the following points are necessary: for the rifle battalion - one boat crossing point; for the rifle regiment and tank battalion - one ferry crossing point; for the division - one bridge crossing point.

395. The missions of the artillery during the artillery preparation are as follows:

--neutralization and destruction of enemy personnel and weapons throughout the depth of his main (first) defensive zone, especially artillery and mortars directly threatening the crossing points;

--neutralization and destruction of approaching enemy reserves and other important installations in the tactical depth of his defense;

--neutralization and destruction of enemy observation posts and radar stations;

--cutting of passages through obstacles.

When the forcing of the crossing has begun and while the artillery preparation is continuing, the artillery carries out the following missions:

--suppresses and destroys enemy artillery and mortar batteries, especially those delivering flanking fire against the crossings;

--neutralizes and destroys enemy observation posts;

--destroys enemy personnel and weapons interfering with the advance of the attacking troops;

--lays smoke screens on the flanks of the crossing troops.

Artillery support of the assault is initiated when the first-echelon forces, which have already crossed, move into the assault.

All the artillery takes up firing positions as close as possible to the shore by employing all means of camouflage, in order to provide continuous artillery support and to insure the retention of the captured bridgehead.

Direct fire weapons on the near shore, including large caliber pieces, continue to destroy the enemy firing points.

Accompanying guns, and batteries which have crossed to the far shore immediately open fire on the enemy.

During the battle for enlarging and holding the bridgehead, artillery provides continuous support for the attacking troops, repels infantry and tank counterattacks, prevents the approach of reserves, and supports the consolidation of the captured bridgehead.

396. Particular attention is given to air operations during the forcing of a crossing.

S-E-C-R-E-T

~~S-E-C-R-E-T~~

In planning the air offensive, the accomplishment of the following missions is provided for:

- reconnaissance and photographing of the enemy defenses and particularly the sectors for the crossing and areas adjacent to them;
- reconnaissance of enemy reserves moving toward the crossing sectors;
- protection of the crossings and troops from enemy air attacks;
- neutralization and destruction, jointly with the artillery, of enemy tanks, artillery, mortars, strong points, command posts, communications, and radar stations, and the destruction of especially important defensive installations;
- laying of smoke screens;
- destruction of enemy reserves moving toward the crossing sectors;
- support of troop operations for enlarging the captured bridgehead;
- destruction of retreating enemy forces and prevention of their occupation of rearward and switch positions.

The most intensive air operations are normally planned for the time of the crossing of the troops of the first echelons of the divisions and the crossing of the artillery.

397. Engineer troops have the following missions in the forcing of a river crossing:

- conduct of engineer reconnaissance;
- preparation of crossing points;
- immediate support of the crossing of the troops and materiel on improvised and standard stream crossing equipment;
- assembly and construction of bridges and organization of their exploitation;
- security of bridges and crossings from floating mines;
- cutting of passages through obstacles on the far shore and in the depth of the enemy defenses;
- consolidation of lines seized in the bridgehead, and participation, through the use of engineer means, in repelling enemy counterattacks;
- preparation of routes in the bridgehead;
- engineer support of the subsequent attacks of the troops.

~~S-E-C-R-E-T~~

S-E-C-R-E-T

398. With the receipt of an order (signal), the forward small units of the first echelon, with attached battalion and regimental artillery, having the mission of seizing the enemy shore, of destroying the remaining firing positions thereon, of clearing away obstacles, and of supporting the crossing of the first echelon of the main forces, cross under the cover of aviation, smoke, and fire of all types. They cross in first priority on standard and improvised equipment. The number and composition of the forward small units are determined by the corps (division) commander depending upon the situation.

The crossing, once begun, is covered also by the fire of tanks, self-propelled artillery, mortars, and machine guns.

The moment when the forward small units of the first wave push off from the near shore marks the beginning of the forcing of the crossing (H hour).

Following the forward small units, the troops of the first and successive echelons, with artillery, cross without delay.

The small units and units, having crossed, immediately move into the assault.

Tanks are ferried across with the first echelons and behind them. Amphibious tanks cross with the forward small units.

Artillery crosses with consideration for the fact that the major portion of the artillery should continuously support by fire the crossing and operations of the troops on the far shore.

Temporary weakening of artillery fire at this time must be made good at the cost of bringing in aviation for the conduct of firing missions, with first priority given to the neutralization of enemy artillery and mortars and the destruction of enemy tanks.

Antitank artillery and the forward observation posts of the batteries, with radio communication facilities, cross with the first echelons.

The mechanized division of the corps crosses to the far shore of the river on prefabricated bridges and on ferries. The time and method of commitment of the mechanized division and its missions are determined by the situation in the captured bridgehead.

During the period of combat for holding the bridgehead, particular attention is paid to repelling possible enemy counterattacks and to organizing antitank and antiaircraft defense.

In the event of an unsuccessful crossing at one point (sector), the crossing is transferred to another point (sector), where it is successfully developed by dispatching thither the reserve stream-crossing equipment.

399. Bridges are assembled after the first echelon seizes a line, the loss of which deprives the enemy of the possibility of keeping the river crossing under small arms fire.

The fabrication of bridges and bridge crossings, as a rule, are covered by smoke along a wide front.

S-E-C-R-E-T



~~S-E-C-R-E-T~~

400. Antiaircraft defense of the troops during the forcing of a crossing is accomplished by fighter aviation and antiaircraft weapons deployed on both banks of the river. In order to do this, some of the antiaircraft weapons cross to the far shore prior to the beginning of bridge fabrication. Particular attention is paid to providing cover for the bridges and crossings.

401. Command and observation posts of the corps and division commanders during the forcing of a crossing are located relatively close to the river.

The division commander crosses to the far shore after the crossing of the first echelon of the division.

The corps commander crosses to the far shore no later than the crossing of the divisions of the first echelon.

402. With the presence of a friendly river flotilla, the latter can be employed for carrying out the following missions:

- joint action with the attacking troops by artillery fire and by putting forces ashore for the seizure of a bridgehead on the enemy side of the river;

- destruction of enemy river craft blocking the forcing of the river crossings;

- protection of crossings from the attack of enemy river flotillas;

- support of the movement of troops crossing the river, through the use of the men and materiel of the flotillas;

- sweeping the river of floating mines.

#### 14. JOINT CORPS (DIVISION) OFFENSIVE OPERATIONS

##### WITH LARGE UNITS (SHIPS) OF THE NAVY

403. Joint offensive operations of the corps (division) with large units (ships) of the navy may have application in the following instances:

- the landing operations of a corps (division) as an amphibious force on an enemy-occupied shore;

- the conduct of an offensive by a corps (division) along a seacoast or shore of a large river;

- the offense of a corps (division) for the purpose of reaching a seacoast (river).

404. The principal missions for a corps (division) operating as an amphibious force are:

- the seizure of an important objective or beachhead on the enemy-occupied shore;

- assistance, by means of attacks against the enemy flanks and rear, to friendly troops that are attacking along the seacoast.

~~S-E-C-R-E-T~~

~~S-E-C-R-E-T~~

The commander of the corps (division) is usually assigned as the landing force commander [komandir desanta].

405. The following missions are assigned to large units (ships) and naval aviation for landing an amphibious force (corps, division):

--protection of the embarkation and movement of the landing force from attacks by enemy naval forces and aviation;

--protection of the landing of the amphibious force from attacks by enemy naval forces and aviation, from enemy artillery fire in the vicinity of the landing area, and also from naval mine obstacles.

--neutralization and destruction of enemy artillery in the landing sectors;

--support of an amphibious force during its operations ashore, by means of naval gunfire and air attacks;

--support of the operations of forward detachments in seizing the beachhead;

--insurance of the delivery of replacements and supplies to the landing force, and also the evacuation of wounded, sick, and prisoners;

--prevention of enemy landings and of naval and air attacks against the beachhead area;

--evacuation of an amphibious force upon completion of their mission or in the event of failure.

406. A landing commander [komandir vysadki] is assigned from among the naval commanders for implementing the tasks of moving and landing the landing force. All naval vessels, transports, and landing craft participating in the landing operations are under his command. The landing commander is responsible for the embarkation, movement by sea, and debarkation of the landing force in the assigned area.

The corps (division) commander, from the moment that he receives the order of the army commander or of the amphibious task force commander [komanduyushchiy desantnoy operatsiyey] (assigned by the high command) concerning the embarkation of the troops and until the completion of the landing of the corps (division), is directly subordinate to the landing commander.

During the movement by sea and debarkation of the landing force, the corps (division) commander is located on the ship of the landing commander and goes ashore after the landing of the first echelon of the main forces of the corps (division).

407. The following measures are necessary for the successful operations of the landing force:

--secrecy of preparation and surprise of the operations;

--conducting of all types of reconnaissance;

--preliminary preparation of the corps (division) and large units (ships) of the navy for landing operations;

~~S-E-C-R-E-T~~

S-E-C-R-E-T

--detailed formulation of the landing force operations plan and the plan of operations for large units (ships) of the navy;

--organization of antiaircraft defense;

--air supremacy in the vicinity of the landing;

--organization of effective protection against enemy naval attacks;

--adoption of concealment measures for the purpose of deceiving the enemy as to the time, landing area, and composition of the landing force.

Ground forces and aviation are designated by order of the force commander to organize antiaircraft defense for the landing force during all phases of operations.

408. Preliminary preparation of the troops of the corps (division) and large units (ships) of the navy for landing operations includes the following:

--training of the troops in embarking and debarking from landing equipment;

--preliminary training of all commanders and staffs in the organization and accomplishment of coordination during the landing of the corps (division);

--training of troops and staffs in operations after landing by using terrain which is similar to the area of anticipated operations;

--preparation of landing craft;

--preparation of large naval units (ships) and naval aviation for operations in support of a landing force during embarkation, movement by sea, and the battle for the landing.

--measures for navigational, hydrometeorological, and material support, and other types of support.

409. The landing force operations plan is compiled by the corps (division) staff jointly with the staffs of large naval units. It is signed by the landing commander, by the corps (division) commander and the corps (division) chief of staff, and is approved by the amphibious task force commander.

The plan covers:

--the general purpose of the operations;

--the immediate and subsequent missions of the corps (division) ashore;

--the overall frontage, sectors, and separate landing points;

--the composition of forward detachments and their missions;

--the composition of echelons of the landing force;

--the method of conducting the artillery and air offensives;

--the organization of coordination;

--the computation and method of embarking the corps (division);

S-E-C-R-E-T

S-E-C-R-E-T

--the time, place, and method of assembly of the corps (division) and means of transport;

--the measures for air and sea cover of the assembly and embarkation of the corps (division);

--the order of movement of the landing force by sea and its method of cover from enemy naval and air attacks;

--the organization of reconnaissance of all types;

--the organization of control and communications for all stages of the landing operations;

--the method of supply and evacuation by sea and, when necessary, by air;

--the organization of the landing base [baza vysadki] and its defense.

410. The width of the landing front depends upon the nature of the enemy defense, the missions, the composition of the landing force, and the nature of the terrain. Depending upon the situation, a rifle division can land on a front of up to 8 km.

411. On the basis of the landing force operations plan, the corps (divisions) staff works out the combat orders: for embarkation and the manner of its execution, for debarkation and accomplishment of the immediate and subsequent missions. At the same time as the landing order is worked out, a coordination planning table is compiled for the assault landing and the fulfillment of immediate and subsequent missions.

412. The plan of operations for large units (ships) of the navy is compiled by the staff of the landing commander, is coordinated with the corps (division) commander, and is approved by the amphibious task force commander.

The plan of operations includes the following:

--the missions of large units (ships) of the navy for the several stages of the landing operation, including the organization of minesweeping in the landing area;

--camouflage measures for the landing operations;

--the organization of sea rescue facilities for personnel and equipment in the event of the loss of ships, and measures for rendering aid to damaged ships;

--measures for antiaircraft defense, antichemical defense, and the protection of landing forces from enemy naval attacks.

413. By order of the landing commander, embarkation point commandants are designated for organizing the embarkation and the maintenance of order at the embarkation points. Officers from the corps (division) staff are designated to assist them. For quartering of units (small units) on shipboard, the commanders of units assign quartering personnel as follows: one junior officer from each battalion (artillery battalion) and one sergeant from each company (battery). The designated quartering personnel are placed under the orders of the commandant of the embarkation point and act in conformity with his instructions.

S-E-C-R-E-T

~~S-E-C-R-E-T~~

Upon receipt of instructions from the embarkation point commandant, the quartering personnel meet their own small units, assign them to ships, and indicate to them their billeting areas.

414. Before embarkation, according to order or signal, the commanders of landing force units send small covering units to assigned embarkation points and send working parties aboard ships. They bring up their units for embarkation precisely at the assigned time.

415. For the sake of maintaining secrecy of embarkation, it is necessary to embark at night; regardless of the time of embarkation, it is necessary to adopt concealment measures against enemy air observation.

For rapid debarkation, the landing units must be embarked on each individual transport in a sequence corresponding to the plan of anticipated debarkation.

For support of operations ashore following the landing, and also for ease of control, it is necessary to place on each ship (craft) an entire small unit (battalion, company). Equipment is embarked with consideration for rapid unloading for employment in combat; loads of one type, including ammunition, are loaded on the largest possible number of vessels.

416. During the approach to the landing area, landing sectors and landing points for the landing force, depending upon the situation, may be changed by the landing commander jointly with the corps (division) commander. Such changes are based upon the mission assigned to the landing force for operations ashore and also take into consideration swiftness and ease of debarking the landing force.

The final decision for the selection of landing points is made by the landing commander.

417. The landing, depending upon the decision adopted, can be made:

--either by day or by night;

--on an unfortified coast line or directly in a port;

--after artillery and air preparation or without it;

--with special landing craft, directly to the shore, or with landing forces transferred to landing craft from naval ships and transports situated not far from shore.

Prior to the landing of the amphibious force, or simultaneously with it, an airborne landing may be carried out, the operation of which must be anticipated by the corps (division) plan of operations.

418. Reconnaissance prior to the beginning of the landing is conducted according to the plan of the amphibious task force commander. It is conducted on a wide front and must determine in as much detail as possible and in good time the enemy defense system, his grouping of forces and equipment in the landing area.

~~S-E-C-R-E-T~~

~~S-E-C-R-E-T~~

Engineer reconnaissance of the landing points and hydrological survey of the coastal strip in the landing area have particular significance.

Reconnaissance must also determine the location of the enemy fleet and must conduct continuous observation of the operations of the enemy large units which are capable of interfering with the landing force during the landing.

With the beginning of the debarkation, reconnaissance is conducted according to the plan of the amphibious task force commander and the plan of the corps (division) commander.

419. For the seizure of a beachhead, the support of subsequent landings, and the repelling of enemy counterattacks, forward detachments are landed first. Small units of marines are usually landed in the first echelon as the first wave of the forward detachment.

The number and composition of forward detachments are determined by the strength of the landing force and by expected enemy resistance. Usually in the composition of the forward detachment there is included up to a battalion of infantry, with tanks and artillery and small units of marines and engineer troops.

420. The main body of the landing force begins to land immediately after the forward detachments, and without delay exploits the success attained by the forward detachments.

Particular attention is given to the rapid landing of tanks and artillery.

Large units (ships) of the navy and aviation during this period must assure:

- the neutralization by naval gunfire and air attacks of the enemy defending the coastal strip;
- cover of the troops which have landed from enemy naval and air attacks;
- the destruction of enemy surface and underwater obstacles emplaced near the shores;
- protection of the forces which are in the process of landing, by smoke from ships and airplanes;
- the continuity of the debarkation of successive echelons of the landing force and the regularity of supply of ammunition and other types of materiel;
- the organization of the landing base and of its protection from enemy naval and air attacks;

~~S-E-C-R-E-T~~

S-E-C-R-E-T

--the firm holding of the flanks of the landing.

421. The landing base [baza vysadki] is a sector of coast and water equipped with mooring facilities, depots, defense fortifications, cleared sea lanes, and navigational markers, all of which protect the approach to the shore.

A landing base is designed:

--to protect the landing of forces and equipment onto the shore;

--to guard the cargo intended for the landing forces;

--to support the evacuation of the sick and wounded and the embarkation of troops in the event of evacuation of the landing force.

The commander of the landing base [komandir bazi vysadki] is subordinate to the landing commander.

The preparation of the landing base is carried out under the direction of the landing base commander with naval forces and equipment.

422. The consolidation of beachheads [platsdarmov] is a primary mission for the engineer support of the landing force operations on the shore area seized. For this purpose it is necessary to provide for:

--the creation of strong antitank and antipersonnel obstacles;

--the construction and development of a network of roads and bridges and their maintenance in good condition;

--the destruction of roads, bridges, and structures according to the landing force operations plan;

--the camouflage of landing points and of the main groupings of the forces which have landed.

423. Beginning with the landing force's offensive into the depths of the coastal area, large units (ships) of the navy, jointly with the artillery of the landing force, carry out the following missions:

--they accompany the infantry and tanks with successive concentrations of fire against enemy strong points and centers of defense which block their advance;

--they neutralize enemy artillery and mortars;

--they combat the advancing enemy reserves, repel his counterattacks, and prevent the enemy from cutting off the landing force from its following echelons.

S-E-C-R-E-T

~~S-E-C-R-E-T~~

Aviation, in coordination with large units (ships) of the navy and the landing force, destroys and neutralizes enemy personnel, artillery, and mortar batteries, and also conducts strikes against strong points in the depth of the enemy defenses and against reserves, headquarters, and communications centers.

424. Large units (ships) of the navy protect the landing base [baza vysadki] from enemy naval attacks and continue the supply of materiel to the landing force after completion of the landing, and also evacuate the sick and wounded and that equipment which is no longer needed by the troops.

The combat ships which supported the landing by fire, depending upon the mission, either continue to support the offensive of the landing force ashore or withdraw from the landing area, in order to carry out other missions.

The protection of the landing base [baza vysadki] from enemy air attacks is carried out by naval and ground force antiaircraft fire and by fighter aviation.

425. In a corps (division) offensive along a seacoast and from the depth of its own territory outward to the coast, the naval large units (ships) and naval air arm are employed to implement the following missions:

- the destruction of ground targets;
- the landing of amphibious forces in the rear of the enemy;
- the protection of the corps (division) troops from enemy air and naval attacks;
- the prevention of the landing of enemy forces in the rear of the attacking corps (division) troops;
- the prevention of the evacuation of enemy forces by sea;
- the maintenance of the supply of materiel.

The corps (division) commander, in order to utilize the support of the large units (ships) and aviation of the navy, establishes communications and coordinates with them.

Coordination is organized by stages of the battle for the entire depth of the combat mission of the corps (division).

After the corps (division) commander has made his decision, the corps (division) staff, jointly with the staffs of the naval large units, works out the coordination planning table, which is approved by the corps (division) commander and the commander of the naval large unit detailed for the support of the corps (division).

426 To assure the coordination of the corps (division) with the large units (ships) and aviation of the navy, it is necessary:

~~S-E-C-R-E-T~~



~~S-E-C-R-E-T~~

--for the headquarters of large units (ships) of the navy to send representatives to the command post of the corps (division) commander, and for the headquarters of the corps (division) to send representatives to the headquarters of the naval large units;

--for the corps (division) headquarters and the headquarters of large units (ships) of the navy to exchange information promptly regarding the situation on the shore and at sea.

#### 15. PECULIARITIES OF ATTACK IN FORESTS

427. The offensive in large forests differs in the following points:

- in the difficulty of observing and adjusting artillery and mortar fire;
- in the complexity of the massed employment of tanks;
- in the difficulty of aviation in observing from the air and carrying out accurately aimed bombing and firing;
- in the complexity of coordinating and controlling troops during combat in the depths of the forest;
- in the possibility of the wide employment, by the enemy, of timber obstacles in conjunction with mined obstacles;
- in the possibility of forest fires.

A forest favors the concealed approach and deployment of troops and facilitates the preparation of the departure area for the attack. In operations in forests one should avoid concentrating troops on roads and lanes and in clearings.

The correct considerations of these singularities by troops and the timely measures taken for the support of operations in a forest permit a more rapid overcoming of the difficulties encountered.

Troops must be prepared for the conduct of operations in a forest, must know how to orient themselves and correctly maintain their direction of movement, and must also rapidly surmount various types of forest obstacles.

428. Offensive battle in a forest requires a deeper battle array and the mandatory formation of reserves.

Troop control requires a more frequent exchange of information than under usual conditions, special measures for orienting troop locations, for regulating their movement, and also for lessening the distance between the command and observation posts and the troops.

Troops must be supplied with compasses. There are set out, on roads, trails, and lanes, easily seen markers which indicate the location of a given point and directions to inhabited localities.

~~S-E-C-R-E-T~~

S-E-C-R-E-T

429. During preparation for offensive combat, one of the most important tasks of reconnaissance is the establishment of the exact trace of the main line of resistance of the enemy's main (first) defensive zone and the determination of the presence of strong points, defensive installations, and obstacles in the depths of the defense, as well as of new roads or cross-country routes.

430. In attacking an enemy defending the edge of a forest it is, first of all, necessary to seize outthrust sectors of the forest; the assault is organized and carried out as for an attack on a prepared defense.

During the development of the attack into the depth of the forest, units (small units) attacking on the flanks must adopt a wedge formation, and reserves must be kept further forward for the purpose of securing the attack from enemy blows on the flank.

The attacking forces advance from one landmark to another, carefully maintaining direction.

In attacking the enemy in a forest, it is necessary to strive to outflank and to envelop him. During the attack, it is necessary by fire to clear the trees of individual soldiers and enemy groups.

Captured sections of the forest are consolidated; for this purpose, defensive installations are built on the most important routes and at road junctions; garrisons are left there for their defense.

431. During the attack in a forest, the fire of guns emplaced for direct fire takes on great significance. Battalion and regimental artillery and also part of the division artillery are used for the purpose.

Artillery supports and accompanies the attacking troops by successive concentrations of fire against enemy weapons and personnel barring the advance of the attacking troops.

Antiaircraft artillery covers the attacking troops along roads, lanes, in clearings, and during entrance into and exit from the forest.

432. Infantry close support tanks attack primarily along roads and lanes.

In sparse woods and on tank terrain, tanks may attack on the entire front of attack of the troops being supported.

The mechanized division is usually employed only on tank terrain having a sufficient number of through routes.

433. It is most expedient to employ aviation for the destruction of enemy artillery and troop concentrations in clearings, lanes, and forest roads as well as for the destruction of individual strong points and defensive installations in the depths of the defense.

S-E-C-R-E-T

~~S-E-C-R-E-T~~

Fighter aviation covers friendly troops from enemy air strikes and prevents enemy air reconnaissance.

In order to avoid losses among one's forces, special attention is paid to their identification by signals easily seen from the air.

434. The seizure of a small wood is usually accomplished by its envelopment and encirclement in cooperation with the troops attacking frontally.

435. In wooded-swampy areas, the attack will develop mainly along separate directions, primarily along roads.

The attacking forces must first break through the defense in these directions, combining frontal blows with outflanking or envelopment of defensive sectors [carried out] across difficult areas of terrain. In this event, the forces operating in separate directions must be reinforced by artillery, engineer troops, and, terrain permitting, also by tanks.

436. Engineer tasks in an attack in a forest are:

--the reconnaissance of obstacles and defensive installations, as well as of the trafficability of the forest in the zone of attack;

--participation in the assault of defensive installations with the employment of demolitions;

--the making of passages in abatis-type and mined obstacles and the making of detours around virtually impassable stretches of road;

--the improvement of forest roads, the construction of cross-country route behind the attacking troops, and their equipment with signs and markers;

--the masking of forest roads;

--covering, by means of obstacles, of important road intersections and the adaptation to the defense of individual stretches of roads.

## 16. PECULIARITIES OF ATTACK IN WINTER

437. Snow and freezing weather substantially alter the terrain and natural obstacles.

The following peculiarities influence winter operations:

--deep snow hinders maneuver; therefore the importance of roads increases;

--the short day and unsatisfactory meteorological conditions restrict the participation of aviation over the battlefield;

--camouflage is made more difficult;

~~S-E-C-R-E-T~~

S-E-C-R-E-T

--the importance of inhabited localities and woods as protections from the cold is heightened;

--frozen ground hinders the enemy from rapidly creating a defense on a new line;

--freezing spells make rivers and swamps passable;

--snow improves visibility by day and by night.

A correct consideration of these singularities and the taking of timely measures permits the conduct of winter offensive operations with no fewer results than in summertime.

438. To decrease the influence of the negative singularities of winter on the operations of the troops, it is necessary:

--to contrive special measures for troop concealment;

--to carry into effect special measures for warming and supplying the troops, as well as for maintaining the combat readiness of weapons, combat equipment, and various types of vehicles;

--to employ skis and ski-sled mounts and to plough the roads.

439. In the organization of a breakthrough of a prepared defense in winter, there is required:

--the timely construction and camouflage, in the departure area for the attack, of trenches, communications trenches (including snow trenches), heated shelters for warming personnel, shelters for materiel, and also the preparation of roads and cross-country routes;

--the timely bringing up of weapons and reserves in order to prevent their lagging behind the attacking troops;

--the careful study of the enemy's obstacles, especially antitank obstacles and mine fields covered with snow.

440. The attack, under conditions of close contact with the enemy, and the assault are usually conducted without skis.

In the depths of the enemy defense one should outflank and envelop strong points, with their subsequent encirclement and destruction being accomplished by ski units.

Enemy counterattacks are repulsed by fire and by the actions of small units and units mounted on skis and reinforced by tanks, artillery, and small engineer units.

It is necessary to secure the flanks of the attacking troops by means of ski detachments with antitank weapons, paying particular attention in this respect to roads leading to the flanks.

S-E-C-R-E-T

~~S-E-C-R-E-T~~

During the pursuit of the enemy, wide use is made of units and small units mounted on skis and reinforced by tanks and self-propelled artillery.

441. In deep snow, in consequence of the restriction of movement of artillery, maneuver by fire takes on great importance in artillery operations. Mortars and accompanying guns move in the infantry combat formations without lagging behind. Caterpillar tractors and self-propelled artillery are employed for this purpose.

The departure positions of tanks and self-propelled artillery are selected, where possible, closer to the main line of resistance of the enemy's main (first) defensive zone.

In the organization of antiaircraft defense, one should pay attention to covering the road intersections and the routes along which the maneuver of forces and supply and evacuation are carried out.

442. Tasks of the engineer troops in winter offensive operations are:

--the reconnaissance of snow, ice, and other obstacles and of the enemy's defensive installations;

--the determination of the depth of the snow, the depth of freezing of swamps, and the thickness of the ice on rivers and lakes in the zone of attack;

--the direction of the work, in the departure area for the attack, involving the digging of trenches in snow and in frozen ground with the utilization of explosives;

--the support of the troops in surmounting snow, ice, and other obstacles;

--the clearing of roads and cross-country routes, equipping them with road markers, and also the protection of the roads from snowdrifts;

--the preparation and maintenance of roads and steep ascents and descents in passable condition;

--the construction of crossings over rivers (lakes) and swamps;

--the construction of water supply points.

443. Medical aid stations are echeloned at close distances. Measures are taken for the most rapid removal of wounded from the battlefield. Warming and feeding points are established on supply and evacuation routes.

#### 17. PECULIARITIES OF ATTACK IN MOUNTAINOUS-WOODED TERRAIN

444. The [following factors] influence mountain operations:

--the limited number of convenient roads and the difficulty of advancing cross-country;

--the great amount of dead space and concealed approaches;

~~S-E-C-R-E-T~~

~~S-E-C-R-E-T~~

--difficulty in orientation;

--the peculiarities of a mountain climate;

--mountain streams with their rapid currents, as well as the sharp and frequent variations in water level;

--the shielding action of mountains on the operation of radios and radar stations and means of sound ranging.

445. The study of the peculiarities of mountainous-wooded terrain, their correct evaluation, and the taking of timely measures for supporting the operations of the troops in mountains permit the troops more rapidly to surmount the difficulties encountered.

It is necessary to plan ahead of time the supply and equipping of the troops for overcoming steep ascents, cliffs, passes, descents, gorges, and rivers. In areas of high mountains, moreover, it is necessary to provide for the supply of the troops with warming facilities and items of equipment for surmounting glaciers and snow.

Troops must be instructed in the peculiarities of the conduct of operations and the conduct of fire and the control of both under mountain conditions.

446. The principal type of offensive action in mountainous-wooded terrain is the breakthrough of the enemy's defense along roads or valleys, in conjunction with envelopment or outflanking across the mountains. In outflanking and envelopment, passes, mountain passages, commanding heights, and road intersections are seized on the flanks and the rear of the enemy. Small detachments are sent out to conduct operations in the intervals between the main directions.

A breakthrough along valleys or roads should be energetically developed in depth by tanks and tank-borne infantry and by mechanized large units (units) with air support.

The carrying out of an airborne operation in the rear of the enemy defending the passes (passages) and in conjunction with offensive operations frontally has great significance.

For the seizure of mountain passes (passages) defended by the enemy, it is usually advantageous in the beginning to seize commanding heights and then, by blows on the flank and rear of the enemy, to seize the pass (passage).

On terrain where the mountain heights lying close to the pass (passage) are difficult to negotiate, the seizure of the pass (passage) is conducted by a frontal attack, while the adjoining heights are taken by an attack on the flank after the seizure of the pass (passage).

~~S-E-C-R-E-T~~

~~S-E-C-R-E-T~~

447. Of great significance in operations in mountainous-wooded terrain is the initial grouping of men and materiel by directions; it is difficult in the course of battle to change this grouping. Units and large units operating on separate directions must be allowed great independence. They are reinforced by artillery (especially howitzers), mortars, tanks, small units (units) of engineer troops, small chemical defense units, and are supported by aviation.

448. In the organization of the corps (division) for offensive combat in mountainous-wooded terrain it is necessary to provide for the reliable support of flanks and the formation of strong reserves supplied with transportation.

449. Tanks in close support of the infantry in the mountains attack primarily along roads, valleys, and stream beds. It is expedient also to move tanks to the crests of mountain ranges for operations along them.

450. It is advantageous to commit the mechanized division of the corps in one direction after the rifle divisions have reached a broad valley or a plateau.

In exceptional cases, the mechanized division may be committed on several unconnected directions so as to emerge onto the enemy flank or rear for the purpose of encircling and destroying his individual groupings.

In the attack on an enemy who has hurriedly gone over to the defense, and occasionally when good tank terrain is available, it is expedient to place the mechanized division in the corps first echelon.

The mechanized division must be reliably protected by antiaircraft artillery and fighter planes, and its operations supported by bomber and ground-attack aircraft.

451. In the offensive in mountains, the reliable security of the troops from enemy flanking fire is attained by the seizure of heights or slopes located on the flanks of the attacking large units (units).

For the security of supply and evacuation routes at road intersections, the junctions of valleys, and road installations of great importance, it is necessary to detail small garrisons, reinforced by individual guns, tanks, mortars, and engineer small units equipped with obstacle construction materials.

452. Regimental and antitank artillery, and also separate guns and batteries from division artillery, are attached to rifle (motorized rifle) small units and attack in their combat formations.

Separate guns and batteries emplaced on commanding heights assume especially great importance.

Mountain-pack and mortar batteries must accompany rifle units (small units) under all conditions of mountainous-wooded terrain.

~~S-E-C-R-E-T~~

~~S-E-C-R-E-T~~

In broad valleys and on plateaus, artillery is employed in a normal manner.

Maneuver of fire assumes great significance with the employment of artillery in mountainous-wooded terrain.

453. Aviation is employed for the defeat of the enemy in areas where artillery movement is difficult, in gorges and ravines, and also for the creation of obstructions in the depths of the enemy defense for the purpose of restricting the maneuver of his reserves.

The employment of aviation takes on great importance for adjusting artillery fire, for observation of the battlefield, and especially for the maintenance of communications.

Aviation is widely used for delivering various types of supplies to units operating in independent directions and in areas of high mountains.

454. Engineer troops in offensive battle in mountainous-wooded terrain are employed along directions [по направлению].

Their principal tasks are:

- the construction of cross-country routes and paths;
- the removal of obstacles from and the repair of roads;
- the construction of detours of bad stretches of road;
- the making of crossings and the building of bridges (passages) across deep mountain barriers;
- the building of cable-suspension roads across ravines, mountain streams, and passes;
- the equipment of areas and points for holding unemployed transport;
- the preparation and maintenance, in passable condition, of roads at ascents and descents;
- the opening of passages through obstacles;
- the obtaining of water and the establishing of water supply points.

455. In connection with the special significance of roads, a march support detachment is detailed to each independent direction.

On roads, paths, and passes there are placed easily visible signs which designate the location of a given point and the directions to inhabited localities.

456. Cavalry in mountainous-wooded terrain is employed mainly in the pursuit, for the close and wide envelopment of the enemy's flanks, and also in the capacity of reserves.

~~S-E-C-R-E-T~~



~~S-E-C-R-E-T~~

Special attention is paid to antiaircraft and antiairborne defense of passes, mountain passages, mountain river crossings, and road intersections.

Antiaircraft artillery is employed for the protection of the troops during their operations in valleys and especially in gorges and passes.

458. The difficulty of observing the battlefield in the mountains and the sharply changing conditions of observation require the organization of supplementary observation posts, disposed on different levels, and the use of airplanes and helicopters.

Troop control during operations in separate directions is assured by the wide use of radio, mobile means of communication, aircraft, and signaling.

459. Singularities of the organization of the troop rear in mountainous-wooded terrain consist:

--in the advancement of army bases and rear service units and installations closer to the front; in the creation of advance sections [golovnyye otdeleniya] of army depots on the ground; and in the construction of landing strips;

--in the wide use, in areas of high mountains, of cable-suspension roads, pack transport, and groups of ammunition bearers, especially in the regimental chain of supply;

--in the strengthening of movement regulation in passes, at road intersections, and on one-way sectors;

--in the establishment of technical service points along routes of movement;

--in making a diverse collection of improvised mountain equipment and accessories, ~~and~~ ~~roughly~~ ~~the~~ ~~force~~ ~~of~~ ~~the~~ ~~troops~~;

--in moving medical installations closer to the front line and in the construction of supplementary warming and feeding points for the sick and wounded.

#### 18. PECULIARITIES OF ATTACK IN DESERTS AND STEPPES

460. In the attack in deserts and steppes, it is necessary to take into consideration the following peculiarities:

--the absence of water and fuel over a wide area;

--the possibility of movement without roads;

--the absence of permanent communication lines;

--difficulties of concealment and orientation;

--sharp fluctuations of temperature during a twenty-four-hour period and the presence of blinding sand storms which hinder observation and aircraft landings;

--the dangerous influence of sand and dust on the operation of motors and the running gear of vehicles, as well as on weapons;

~~S-E-C-R-E-T~~

S-E-C-R-E-T

--the presence of salt lakes and salt marshes.

461. In the attack in deserts and steppes, all arms may be employed, but tanks and mechanized forces and aviation are most widely used.

The attack in deserts and steppes usually is conducted in separate directions.

The strength and composition of the forces for operations in separate directions are determined by the combat mission and the possibility of their material support, mainly with water, and heating and automotive fuels.

462. The absence of a continuous front of defense and the possibility of cross-country movement in deserts and steppes permit the widest maneuver of troops and allow the main effort to be directed, as a rule, at the flank and rear of the enemy; for the most part mechanized forces are used, which also seize especially vulnerable objectives in the depths of the enemy defense (water sources, bases, inhabited localities).

In organizing for combat, it is necessary to pay special attention to the security of open flanks; this is achieved by disposing behind them strong second echelons and reserves ready, by active operations, to beat off the enemy onslaught.

There is required of the troops a more careful organization of reconnaissance [razvedka] of all-around security and observation, and also of antitank defense. Special attention must be paid to the organization of anti-aircraft defense.

463. Troops operating in separate directions must, in the interests of achieving greater independence, be reinforced with artillery, tanks, and engineer troops and must be supported by aviation.

464. Aviation is employed in cooperation with mobile units and large units for strikes against enemy troops and bases as well as for protecting friendly forces from enemy air strikes. It is necessary to pay particular attention to the conduct of uninterrupted air reconnaissance. Moreover, aviation may be enlisted for the air delivery of supplies to the troops.

465. The most important tasks of the engineer troops are: finding water and the establishment of water supply points, the camouflage of important objects from enemy air and ground observation, the marking of roads with permanent-type signs, and the construction of supplementary orientation points.

466. Nights are widely used for the concealed maneuver and regrouping of forces. It is more advantageous to execute night marches on existing roads rather than to have to conceal from the enemy the tracks of movement of the troops across virgin soil.

467. Peculiarities of the organization of troop control in offensive battle in deserts and steppes are:

S-E-C-R-E-T

S-E-C-R-E-T

--the wide use of radio, mobile means of communication, signaling devices, aircraft, and liaison officers;

--the supply of troops, ahead of time, with special map substitutes overprinted with landmarks.

468. In the organization of the troop rear it is necessary to take account of the special significance of the supply of water and heating fuels.

In connection with the lengthening of supply routes, the work of vehicular transport and the expenditure of automotive fuel are increased.

In a deep penetration into the desert or steppe, it is necessary to have provided for the construction of intermediate depots and water supply points and for their security and defense, as well as for the creation of large reserves of transportable supplies, especially water, with the troops.

The principal task of sanitary reconnaissance is the search for water sources and their disinfection.

#### 19. PECULIARITIES OF ATTACK AT NIGHT

469. Night most of all facilitates the achievement of surprise and decreases losses from enemy fire.

The success of night combat depends on its very careful organization, timely reconnaissance, stealthiness of preparation, and the degree of training of the troops in night operations; moreover, special attention is paid to measures for concealment, in particular for the disruption of the work of enemy radar stations.

470. In a night attack the troops are assigned missions limited in depth and are given straight-line directions for the assault. Reserves are brought up closer to the combat formations of the attacking troops.

In the event that night combat is a continuation of daytime operations, the transition is carried out without interruption. The attack is conducted by small units and units which are moved forward from the second echelon into the departure position before nightfall.

471. Prior to the infantry and tank attack, the artillery, as a rule, carries out an artillery preparation of the attack.

In certain cases, in the interests of achieving surprise, a night attack may be carried out without artillery preparation. In such event, the artillery opens fire at the beginning of the attack. Artillery which is assigned counter-battery and countermortar missions must be ready to open fire at once, on batteries previously and newly located.

Data for conducting artillery fire at night is prepared during the day.

S-E-C-R-E-T

S-E-C-R-E-T

Aviation is employed for the neutralization and destruction of the enemy, for disruption of his control, and also for the creation of fires [pozharov] and artificial illumination in his dispositions.

472. In the organization of a night attack it is necessary to provide for the method of illuminating the terrain and attack objectives, for the setting up of illuminated landmarks, for indicating directions of movement and lines reached, and also to provide signals for warning one's troops.

The accomplishment of tasks connected with illumination and the setting up of illuminated landmarks falls to all arms, mainly to artillery and aviation.

473. Each unit, after having seized its designated objective, immediately prepares it for defense, brings up weapons, and dispatches reconnaissance and security.

Furthermore, of especially great importance is the rapid creation of antitank and antipersonnel obstacles.

S-E-C-R-E-T

S-E-C-R-E-T

## CHAPTER VIII

## PURSUIT

474. The purpose of pursuit is the encirclement and destruction or capture of a withdrawing enemy.

When it is impossible to encircle simultaneously the entire enemy grouping, the pursuit must initially lead to a splitting of the grouping into parts; this is followed by the encirclement and destruction of the individual parts.

Commanders at all levels, upon detecting a withdrawal of the enemy, must independently organize a pursuit without awaiting instructions from a higher commander.

The pursuit must be unrelenting and must be conducted with a maximum exertion by all forces.

Bold and uninterrupted actions, particularly of tank, mechanized, and airborne troops, and of cavalry, and aviation, have a decisive significance in preventing a planned enemy withdrawal and in disorganizing enemy troops.

475. The pursuit may arise:

- as a result of the successful development of an attack;
- in case of a planned enemy withdrawal;
- as a result of a meeting engagement unsuccessful for the enemy;
- during a counterblow being successfully developed by friendly troops.

476. Reconnaissance must determine enemy preparations for withdrawal; the beginning of the withdrawal and the routes used; the enemy grouping; the approach of reserves, especially of tanks; the presence of obstacles; the passability of roads and bridges on withdrawal routes; and the preparation and occupation by the enemy of rear defensive lines.

In the pursuit, air reconnaissance has especially important significance.

477. In anticipation of an enemy withdrawal, measures for initiating a pursuit must be taken in good time.

To make timely determination of an enemy withdrawal, observation is increased, control prisoners are captured, and reconnaissance in force is conducted on a wide front. A planned enemy withdrawal will most likely take place at night.

The basic task during an enemy withdrawal is to prevent him from breaking contact and to deny him opportunity to organize resistance on a new line.

478. The corps (division) commander, upon detecting the beginning of an enemy withdrawal, attacks with his main forces, supported by artillery and aviation, to overthrow enemy covering forces and to sever the withdrawal routes.

S-E-C-R-E-T

~~S-E-C-R-E-T~~

of the enemy main forces.

Subsequently, the corps (division) commander uses part of his forces, properly reinforced, to maintain frontal pressure on the withdrawing enemy. If, by order of a higher commander, direct pressure is to be maintained by adjacent units or reserves, the corps (division), with all its forces, moves to routes parallel to the axis of enemy withdrawal and conducts a pursuit with the maximum effort of all its forces, with the mission of gaining the flanks and rear of the withdrawing enemy and, in conjunction with the troops advancing frontally, of encircling and destroying the enemy.

The mechanized division (in a cavalry corps, a division in mounted formation) moves along routes parallel to the direction of withdrawal of the enemy main forces for the purpose of seizing important lines in the enemy rear. The main forces of the corps follow the mechanized division (in a cavalry corps, they follow the leading division), seeking to move as quickly as possible to the flank and rear of the withdrawing enemy for the purpose of encircling and destroying him.

479. Division commanders, upon receipt of orders to pursue or upon their own initiative, send out forward detachments consisting of motorized infantry (cavalry) or motorcycle small units (units) reinforced with tanks, self-propelled artillery, antitank and rocket artillery, separate batteries of corps and division artillery, and small engineer and chemical defense units.

Forward detachments are given:

- a mission, a zone of action, and reinforcements;
- the missions of adjacent forward detachments;
- the missions being executed by the aviation;
- instructions regarding the maintenance of communications and signals of coordination with aviation and units of the mechanized division.

The distance of the forward detachments from the main forces of the corps (division) is determined by the assigned mission and by the composition of the detachments.

Forward detachments by-pass enemy covering forces without engaging them, move as fast as possible into the rear of the withdrawing enemy main forces, and seize important lines and objectives on his withdrawal routes.

480. A mechanized (cavalry) division commander, having received a mission for pursuit, must:

- determine what lines or objectives must be seized by the division prior to the time the enemy reaches them;
- designate an area in the enemy rear to which the main forces of the division must move for the purpose of severing enemy withdrawal routes, with a subsequent deployment for delivering a blow upon the withdrawing enemy troops;
- determine the grouping of his troops and weapons for the pursuit and for

~~S-E-C-R-E-T~~

~~S-E-C-R-E-T~~

the subsequent destruction of the enemy in the above designated area;

--determine the shortest routes to the lines designated for capture;

--send out reconnaissance to establish constant observation of the actions of the withdrawing enemy and the direction of his movement;

--determine the number and the composition of forward detachments and assign them their missions;

--organize the movement of the main forces in accordance with the decision taken;

--organize coordination communications with supporting aviation.

481. Airborne troops may be dropped (landed) astride enemy withdrawal routes to seize and hold ravines, bridges, crossings, bridgeheads, road inter-sections, and other critical objectives until the arrival of the pursuing forces. Their actions must be coordinated with those of the aviation and of the ground forces pursuing the enemy.

482. In the pursuit, units and large units receive deeper missions and wider zones of action than normally.

To insure freedom of maneuver and to increase the effort in the main direction, it is necessary to have second echelons.

483. When the enemy withdraws in several columns, each column must be isolated and destroyed separately; primary attention is given to the destruction of the main column.

If the enemy succeeds in establishing a defense on a rearward line, the corps (division) attacks from the march.

484. Of primary importance in the pursuit is the necessity for seizing large rivers, or bridgeheads across them, in the enemy's rear to prevent the enemy from establishing a new defensive line.

485. Part of the corps (division) organic and attached artillery usually is attached to divisions (regiments). The remaining corps (division) organic and attached artillery is kept under the control of the corps (division) commander and moves behind the divisions (regiments) of the first echelon.

Artillery, from the beginning of the pursuit, moves forward in echelons. By firing upon defiles, road intersections, bridges, and river crossings, artillery hinders the withdrawal of the enemy, destroys him, and prevents his occupation and organization of a defense on intermediate lines and the approach of his reserves.

The bulk of the antiaircraft artillery covers the main forces of the pursuing troops; part of it is attached to forward detachments and to the leading large units (units).

Antiaircraft artillery must be prepared for action against both the air and

~~S-E-C-R-E-T~~

S-E-C-R-E-T

ground forces of the enemy.

486. Aviation destroys and disorganizes the withdrawing enemy troops during the pursuit. For this purpose, it carries out strikes:

--against the enemy on his withdrawal routes, especially at defiles, road intersections, bridges, and river crossings;

--against enemy centers of resistance which block the advance of the pursuing forces.

Simultaneously, aviation attacks enemy reserves moving up from the depths, particularly enemy tank and mechanized troops, thus preventing the occupation of rearward defensive lines and the conduct of work upon them.

Air attacks must be directed first of all against those enemy groupings whose destruction has first priority, and also against those enemy groupings which pose a threat to the flanks of the pursuing forces.

Simultaneously with this, aviation must:

--conduct uninterrupted air reconnaissance;

--maintain communications with ground troops;

--protect the pursuing forces from enemy aviation and, when necessary, supply fuel and ammunition to the ground troops by air.

To maintain uninterrupted air support of the pursuing troops, corps (division) commanders detail small units for the seizure of enemy airfields.

487. The principal tasks of engineer support in the pursuit are:

--the removal of obstacles from and the repair and maintenance of destroyed roads, bridges, and river crossings;

--the destruction of river crossings in the rear of the withdrawing enemy and the mining of his withdrawal routes;

--the erection of obstacles against likely counter-attacks by enemy tanks and motorized infantry [motopekhoty].

488. The control of troops in the pursuit is exercised primarily by the use of radio, mobile means of communication, aircraft, and liaison officers. The corps (division) commander and his staff move by bounds behind the first echelon of the main forces. Forward message-collection points are established for the collection of information on the situation. They are equipped with wire, radio, and mobile means of communication.

489. Only the most necessary rear service units and installations move with the pursuing troops. The remainder displace forward, depending upon the situation. In the pursuit, especially great significance is attached to the timely supply of fuel and ammunition to the troops.

S-E-C-R-E-T



S-E-C-R-E-T

## CHAPTER IX

## DEFENSE

## 1. PRINCIPLES OF DEFENSE

490. Defense is that type of combat which troops employ with the aim of holding occupied positions, repelling an attack of superior enemy forces, inflicting on him significant losses, and by this means creating favorable conditions for the transition to a decisive offensive.

This is achieved by skillful employment of favorable conditions of terrain and its engineer preparation, by the degree of organization and strength of fire, by firmness and tenacity of the troops, and by use of counterattacks.

Defense must be impregnable and active.

Defending troops do not have the right to leave occupied positions and withdraw without an order from the senior commander.

491. Defense is used as follows:

-- for the winning of time necessary for the concentration of men and materiel which have been allotted for an offensive;

-- for the economy of men and materiel in one direction in order to create superiority of men and materiel in other directions;

-- for the security of the flanks of advancing groupings;

-- for the consolidation of captured lines and objectives;

-- for the repelling of counterattacks or counterblows of superior enemy forces.

492. The impregnability of a defense lies in its stability, deep echelonment, and activity.

Defense must be:

-- antiartillery, capable of the maximum weakening of the enemy's mortar and artillery fire power by inflicting on him the greatest losses and by reliable protection of the defending forces;

-- antitank, capable of repelling massed enemy tank attacks and, in the event of a breakthrough by tanks into the depth of the defense, of destroying them;

-- antiaircraft, capable of repelling massed air attacks of enemy aviation and inflicting significant losses on it;

-- antiairborne, capable of preventing the dropping (landing) of airborne troops and destroying the enemy's troops which have dropped (landed);

-- antichemical, capable of resisting a lengthy enemy chemical attack.

S-E-C-R-E-T

S-E-C-R-E-T

493. Firmness of defense is achieved by:

- deep echelonment;
- the stability of troops in battle and their preparation for the conduct of a long defensive battle;
- the skillful organization of a system of all types of fire and, in particular, of artillery and mortar fire;
- the proper selection of lines and the engineer preparation of the terrain;
- the combination of all types of fire with a system of antitank and antipersonnel obstacles;
- the firm and continuous control of troops;
- the well-prepared maneuver of troops along the front and from the depth;
- the camouflage of troops and engineer-type installations.

494. A deeply echeloned defense is attained by:

- the multi-zoned construction of the defense and the distribution in depth of positions in each zone;
- the construction in depth of the combat formation of the troops in the zone of defense of the corps (division) and on its individual positions.

Echelonment of defense must create a growing opposition, capable of stopping and enemy who has broken through and of creating the conditions for his destruction.

Echelonment of troops must not be done at the expense of weakening large units (units) of the first echelon.

495. Activity in defense is achieved by:

- constant hitting of enemy personnel and materiel with all types of fire;
- forcing the enemy to one's own will and creating for him unfavorable conditions for the conduct of battle;
- the wide maneuver of troops and shifting of fire power, by antitank weapons and by engineer obstacles;
- the daring and decisive execution of counterattacks.

Counterattacks are carried out according to the decision of commanders at all levels with the aim of destroying the enemy who has driven a wedge into the defense, and restoring one's own position.

496. The system of fire in the defense consists in the creation of zones of continuous fire of all types in front of the main line of resistance of the main defensive zone and in the depth of the defense, and of the possibility of the concentration, in a short time, of massed fire on any threatened direction or sector.

S-E-C-R-E-T

S-E-C-R-E-T

The system of fire is based on the coordination of all types of fire. It must insure the creation of flanking fire and cross fire of high density, the creation of fire sacks, and the quick maneuver of weapons along the front as well as from the depth.

The basis of the system of fire in the defense is the fire of artillery, mortars, and machine guns in combination with obstacles.

The effectiveness of fire in the defense is achieved by its accuracy, mass, and surprise of employment.

All weapons of the defense should be ready for action in case of their being blanketed by enemy smoke.

497. Depending upon the situation, the defense may be organized ahead of time, in the absence of direct contact with the enemy; or defense may be taken up as a result of the transition of our troops to the defense under pressure of the enemy.

Troops may occupy the defense on a normal or a wide front.

498. Corps and division, for defense, receive a zone of defense; a regiment receives a sector of defense; a battalion receives an area of defense.

In separate cases, for the defense of especially important objectives, a regiment may receive an area of defense.

The width of the front of a defense and the depth of its echelonment are determined by the mission of the large units, its composition, and the character of the terrain.

The width of a normal front of defense of a corps is usually 16 to 24 kilometers; and of a rifle and mechanized division, 8 to 12 kilometers.

499. The defense of a corps includes:

- the main (first) defensive zone, with a depth of 6 to 8 kilometers;
- the second defensive zone, constructed 10 to 15 kilometers from the main line of resistance of the main defensive zone, with a depth of up to 5 km.;
- switch positions;
- positions of antitank areas;
- a system of obstacles.

In addition to this, between the main and second defensive zones there may be established intermediate positions.

The main and second defensive zones, in conjunction with the switch and intermediate positions, antitank areas, and the system of obstacles, comprise the tactical depth (zone) of the defense.

The main line of resistance (first trench) of the main and of the second defensive zones is usually indicated by the army commander and located in detail on the terrain by the corps and division commanders.

S-E-C-R-E-T

~~S-E-C-R-E-T~~

Positions in the zones of defense and between them, and also antitank areas, are indicated by the corps commander and defined in greater detail on the ground by division commanders.

Zones of defense are chosen in so far as possible behind natural antitank obstacles and include lines and local terrain features, the holding of which reinforces the stability of the defense, and favors observation, the organization of a system of fire, the maneuver of reserves, and the taking of measures for camouflage.

The terrain in front of the main defensive zone should hamper the enemy's observation, his choice of suitable positions for artillery and tanks, and his choice of areas for the concealed concentration of troops and of approaches to the main line of resistance.

500. The main defensive zone is occupied by the first echelon of the corps and is created with the aim of stopping the enemy's tank and infantry assault, of inflicting defeat on him, and of forcing him to refrain from further attack.

The main defensive zone usually includes:

- the first (main) position, with a depth of 1.5 to 2 kilometers;
- the second position (of regimental reserves) with a depth of 1.5 to 2 kilometers at a distance of 2.5 to 3 kilometers from the forward edge of the first position;
- the third position (of division reserves), with a depth of 1 to 2 kilometers at a distance of 5 to 6 kilometers from the forward edge of the first position;
- switch positions;
- areas of principal artillery positions, placed behind the first position to the depth of the third position, inclusive;
- positions of antitank areas.

The basis of the main defensive zone is formed by the regimental sectors, which consist of battalion areas of defense and antitank areas, which are tied together by a single system of fire and obstacles along the front and in depth.

The defense of a regiment of the first echelon is organized within the limits of the first and second positions of the main defensive zone. In these positions are concentrated all efforts of the troops assigned to the defense of the main zone.

The first position is defended by the battalions of the first echelon and is intended for the inflicting on the enemy of a decisive defeat with the aim of preventing him from breaking through the main line of resistance of the main defensive zone.

The second position is defended by the second echelons of regiments and their reserves and is intended to stop and destroy enemy units which have broken through the first position. In special cases, with the aim of deceiving the enemy and getting one's own troops out from under the blows of his artillery, tanks, and aviation, troops from the first position may be withdrawn to the second position.

~~S-E-C-R-E-T~~

~~S-E-C-R-E-T~~

In these cases, the second position must have greater depth.

The third position is defended by the second echelon and reserves of a division, and is intended to prevent a penetration by the enemy into the depth of the defense and to secure an advantageous departure position for counterattacks.

Battalion areas of defense form the basis of each position.

Battalion areas of defense are equipped with trenches and communication trenches for the conduct of all-around defense.

A battalion area of defense on an average occupies up to 2 kilometers along the front and up to 1.5 to 2 kilometers in depth.

Battalion areas which are in contact with one another are interconnected by a system of trenches, which in turn are tied together by communication trenches.

The system of trenches and communication trenches must secure for the troops rapid and concealed maneuver along the front and in depth, and also must hamper the discovery by the enemy of the disposition of the combat formation in the defense and the system of fire.

501. The main defensive zone is so constructed that it can insure:

- the disposition of the divisions of the first echelon;
- the conduct of antitank fire in front of the first position, on the flanks, boundaries, and in depth in conjunction with antitank obstacles;
- the concentration of massed fire of all types in the most important directions and directly in front of the first position;
- the conduct of fire in the depth of the zone of defense;
- the distribution of tanks and self-propelled artillery in combat formations of the infantry and their maneuver in threatened directions;
- suitable locations for artillery observation posts and artillery firing positions;
- concealed disposition of the entire combat formation, and the maneuver of the troops along the front and in depth.

In front of the main line of resistance of the main defensive zone and also in its depth, antitank and antipersonnel obstacles are constructed first of all in the directions of approach accessible for tanks.

The distribution of antitank obstacles must be combined with the system of antitank fire and should compel enemy tanks which have broken through to move in the direction of the prepared antitank areas.

Obstacles must not hinder the conduct of one's own counterattacks in the main defensive zone; for this purpose, passages should be left in them which can be quickly blocked off.

~~S-E-C-R-E-T~~

~~SECRET~~

Obstacles are established according to a plan which is worked out by the corps (division) engineer together with the corps (division) staff and is approved by the corps (division) commander.

502. The second defensive zone is occupied by the second echelon of the corps and is established for the purpose of:

- preventing penetration into the depth of the defense by enemy tanks and infantry which have broken through the main zone;
- insuring the deployment of troops for counterattacks, and in some cases, in conjunction with switch positions, forming a new main defensive zone along the entire extent of the zone or along its separate sectors.

If time, forces, and equipment are available, the second defensive zone is prepared first, however. The largest number of antitank areas and the greatest density of antitank obstacles are erected in the probable directions of enemy tank attacks.

The area between the main and second defensive zones is filled with intermediate and switch positions, obstacles, and antitank areas.

503. Switch positions are established throughout the entire depth of the defense. They are constructed with the purpose of making it possible for the troops to bar enemy units which have wedged in from expanding to the flanks, to create fire socks, and to lead enemy units to obstacles which are covered by fire. Switch positions are, at the same time, lines of deployment for movement into counterattacks with the aim of destroying the enemy who has wedged into the defense.

504. A security zone /polosa obespecheniya/ is established with a depth of up to 10 to 15 kilometers during the organization of defense, when direct contact with the enemy before the main defensive zone is absent.

The security zone is defended by forward detachments in prepared positions, with the wide use of obstacles. The mission of the forward detachments is to protect the troops which are occupying the main defensive zone from sudden attack by the enemy, to weaken him, and to discover his grouping and intentions. Forward detachments which have been detailed for the defense of the security zone protect the most important directions. They are sent out at the direction of the corps (division) commander from the composition of the second echelons of the divisions or from the mechanized division.

Forward detachments may consist of motorized infantry (cavalry) small units, /or/ motorcycle small units (units), reinforced by artillery, mortars, tanks, self-propelled artillery, and also by small units (units) of engineer troops with equipment for the construction of obstacles, and by chemical defense small units.

The engineer preparation of the security zone anticipates the creation of a series of positions reinforced by obstacles wherein the density of obstacles increases in proportion to their proximity to the main line of resistance of the main defensive zone.

~~SECRET~~

~~S-E-C-R-E-T~~

505. Depending on the situation and terrain conditions, a forward position [peredovaya positsiya] may be created on individual, most important directions at a distance of 2 to 3 kilometers ahead of the main defensive zone.

The forward position is defended by a reinforced combat outpost with the mission of deceiving the enemy with respect to the true trace of the main line of resistance of the main defensive zone and of forcing him to deploy prematurely. Sometimes, depending on conditions of the terrain, the forward position may be established at an angle to the main defensive zone.

The forward position, when a security zone exists, is the closest in of its positions. The forward detachments, which are defending the security zone, pull back to the forward position and there occupy previously prepared sectors which are not occupied by the combat outpost.

The control of the troops occupying the forward position is a responsibility of the commanders of the divisions of the first echelon in their own zones.

The operations of the troops defending the forward position are supported by aviation, and by artillery and mortar fire from the main defensive zone.

506. In the absence of a forward position, a combat outpost is sent out from each battalion of the first echelon, in strength up to a platoon, for the security of the first position of the main defensive zone against sudden enemy attack and to hinder his reconnaissance.

A combat outpost occupies a position from 1 to 2 kilometers in front of the main line of resistance of the main defensive zone.

The position of a combat outpost is indicated by the division commander. Combat outposts are supported by artillery and mortar fire from the main defensive zone.

507. In conditions of immediate contact with the enemy, the missions of combat security are assigned to the small units occupying the first trench of the first position. At night these small units move observation posts and listening posts forward.

508. The combat formation of the rifle corps in defense, as a rule, consists of two echelons, artillery groups, antitank areas, and reserves. In most cases, the first echelon consists of the combat formations of the rifle divisions disposed in line; the mechanized division usually forms the second echelon of a corps.

The combat formation of a rifle division in defense also usually consists of two echelons, artillery groups, antitank areas, and reserves.

The rifle division organizes the defense within the limits of the main defensive zone.

During defense on a wide front, the combat formation of a rifle corps (division) may consist of one echelon, artillery groups, antitank areas, and reserves.

509. The mechanized division of a rifle corps is deployed in the second defensive zone in the most important direction or between the main and second defensive zones in readiness to conduct counterattacks in the most important directions.

~~S-E-C-R-E-T~~

S-E-C-R-E-T

In separate cases, the mechanized division may be given the mission of defending the main or second defensive zone in the main direction.

The combat formation of the mechanized division, when it occupies a zone of defense, consists of two echelons, artillery groups, antitank areas, and reserves. In the first echelon of the mechanized division are placed mechanized regiments. To the second echelon is detailed a mechanized or tank regiment or both.

The first echelon is reinforced by artillery, by self-propelled artillery small units, and by engineer troop small units.

The defense of a mechanized division is based on the firm retention by mechanized regiments of sectors of defense and on strong counterattacks by tanks from the depth.

510. The strength and composition of the artillery-antitank, tank, and combined-arms reserves, and of mobile obstacle-placing detachments, depend on the availability of men and materiel, the situation, and missions assigned to them.

An artillery-antitank reserve and a mobile obstacle-placing detachment are created in the corps (division) in all cases of the organization of a defense.

511. Artillery groups in the defense are created on regimental, divisional, and corps levels, and, when a sufficient quantity of artillery is present, an army artillery groups is also formed.

Regimental artillery groups, in the divisions of the corps first echelon, are formed in first-echelon regiments which are defending in the main direction. When there are sufficient artillery reinforcements for these divisions, regimental artillery groups are created in second-echelon regiments. In the composition of regimental artillery groups are included division and attached artillery.

Regimental artillery groups are usually not formed in the divisions of the corps' second echelon.

Regimental and battalion mortars are not included in the composition of artillery groups, but their fire is taken into consideration when organizing a general system of fire in the defense.

Regimental and battalion artillery is also not included in the composition of artillery groups; it is employed in battalion areas of defense for direct fire.

Guns and batteries of antitank and division artillery may be detailed for the reinforcement of the antitank defense of the battalion areas.

Some of the gun batteries of the division artillery found in artillery groups are placed closer to the main line of the resistance of the main defensive zone with the task of conducting direct fire.

Division artillery groups are formed in the divisions of both the first and second echelons of the corps.

Included in the composition of a division artillery group is division and attached artillery.

S-E-C-R-E-T



~~S-E-C-R-E-T~~

During the movement to the counterattack of a division of the corps second echelon, the division is supported also by the division artillery groups of divisions of the first echelon and by the corps artillery group.

The artillery of a division of the corps second echelon may be drawn into the battle for the main defensive zone, firing from positions located in the area of deployment of its own large unit.

A corps artillery group is formed from corps artillery and artillery attached to the corps.

The principal mass of artillery positions, as a rule, is selected in the directions of probable tank attack. In this respect, some of the positions of the gun batteries are moved closer to the forward edge of the main defensive zone with the aim of employing these batteries for direct fire.

When there is a sufficient quantity of artillery, an army artillery group is formed from army artillery and artillery attached to the army.

For antiaircraft defense, army and corps antiaircraft artillery groups are formed.

## 2. THE ORGANIZATION OF DEFENSE

512. The corps (division) commander makes a decision for the organization of defense on the basis of the mission assigned by the senior commander, the evaluation of the situation, and of the results of reconnaissance.

In making the decision for defense, he should take into consideration the necessity of providing the troops with as much time as possible for organization of the defense.

513. The reconnaissance of the corps (division) commander, before the decision is made for defense, has as its aim:

- to determine the zones (sectors) of defense for the large units (units);
- to detail on the terrain the trace of the main line of resistance and of the positions of the main and second defensive zones;
- to determine the most important directions and sectors, on the holding of which depends the stability of the defense as a whole;
- to point out antitank areas of defense;
- to outline the organization of a system of artillery fire and to determine the principal areas for artillery firing positions;
- to determine, according to sectors of terrain, the character and sequence of engineer work for the organization of the zone of defense of the corps (division), and the nature of the obstacles;

~~S-E-C-R-E-T~~

~~S-E-C-R-E-T~~

--to outline measures for the security of boundaries and flanks;

--to determine the direction of counterattacks of the second echelons and reserves and also their lines of deployment;

--to determine the areas of possible concentration and areas of the enemy's departure position for the attack;

--to check the correctness of the choice of locations for command and observation posts:

514. After making his decision, the corps (division) commander specifies on the terrain the combat missions for the subordinate troops, organizes coordination, and gives instructions regarding the engineer organization of the zone of defense.

Under conditions of hasty adoption of the defense, the corps (division) commander usually makes his decision on the map and then, during reconnaissance, defines it in greater detail on the ground.

In all cases, the assignment of a mission to large units (units) must not delay the departure of troops to the assigned areas and their timely occupation of the defense.

515. When assigning combat missions, the corps (division) commander transmits information about the enemy, the mission of the corps (division), the missions of adjacent units and the boundary lines with them, and his own decision; and he points out:

--the trace of the main line of resistance and of the positions of the main defensive zone;

-- the missions to the troops of the first echelon of the corps (division), the zones (sectors) of defense, in which directions to concentrate the principal efforts, the number of trenches in each position, the density of antitank obstacles, the order and time for the engineer preparation of the zones (sectors) of defense;

--the trace of the forward edge and of the positions of the second defensive zone, the scale and time of their construction and engineer preparation;

--missions to the troops of the second echelon, areas of their deployment, the type and location of engineer work, directions for counterattacks, the order of their preparation, and also the methods of support of the troops of the first echelon by artillery and tanks;

--the grouping of antitank areas and the means for their organization;

--the missions of the artillery, its preparation, grouping, and position areas;

--the missions of supporting aviation;

--missions to engineer troops;

--missions and areas for the disposition of reserves;

~~S-E-C-R-E-T~~

~~S-E-C-R-E-T~~

--the deadlines for occupation and readiness of the defense;

--the method of organization of antitank and antiaircraft defense and other measures of combat security;

--the order of organization of the rear and of material support;

--measures for the security of boundaries and flanks and the commanders responsible for them;

--the forward edge of the security zone and of the forward position (if they are formed), and the men and materiel which are detailed for their defense and for the engineer preparation of these positions.

--the locations of command and observation posts and the deadlines for installation of communications.

On the basis of the corps (division) commander's decision, the staff works out the combat order, a coordination planning table, and a unified orientation map (sketch).

516. To a mechanized division located in the second echelon, the corps commander points out:

--information about the enemy;

--the mission of the corps and his decision;

--the mission of the mechanized division;

--the area of its disposition;

--two or three of the most important directions for counterattacks and the lines of deployment for each direction;

--the route of movement from the area of disposition to the lines of deployment;

--the method of coordination with rifle divisions;

--the method of artillery, aviation, and engineer support of the counterattacks in each direction and the men and materiel detailed for this support;

--the order of preparation and of organization of lines of deployment and of directions for counterattacks;

--the organization of control and communications.

Lines of deployment for a mechanized division are selected with the consideration of the possibility of inflicting a blow on the flank and rear of an enemy who has broken through. They are equipped with positions from which a mechanized division in case of necessity can inflict a defeat on the enemy by stationary fire.

517. In the organization of a system of fire in defense, the following must be provided for:

~~S-E-C-R-E-T~~

~~S-E-C-R-E-T~~

--the possibility of inflicting defeat on the enemy and delaying his approach by means of a long range artillery attack against enemy columns and assembly areas; this provides support to one's own forward detachments and combat security;

--defeat of the enemy by massed fire during his concentration and his occupation of the departure position;

-- routing enemy personnel and destroying his materiel in the departure position for the attack;

--the conduct of an artillery counterpreparation;

--the creation, ahead of the main line of resistance and in the depth of the main defensive zone, of a zone of solid fire of all types for breaking up the attack and the assault of the enemy, first of all his tanks;

--the possibility of cutting off the enemy infantry from his tanks and destroying it;

--the destruction of enemy infantry and tanks which have broken through into the depth of the defense, by means of the concentrated fire of the principal mass of artillery and by fire from antitank guns;

--the support of the counterattacks of the second echelons and reserves.

518. For the creation of an antiartillery defense, it is necessary to provide for:

--the organization of a system of all types of artillery and mortar fire, capable of neutralizing and destroying enemy artillery and mortars both during his preparation for the attack and during the attack;

--the organization and timely conduct of an artillery counterpreparation;

--the organization and timely conduct of long-range fires in coordination with aviation;

--the possibility of concentrating artillery fire in any direction and in all stages of defensive combat;

--the construction and equipping of sturdy structures for command and observation posts, and of defensive installations and shelters, capable of withstanding the prolonged action of artillery and mortar fire of the enemy;

--the construction and equipping of firing positions, trenches, slit trenches, and communication trenches;

--concealment of troops and all engineer-type installations.

519. Artillery in the defense fulfills the following missions:

--by means of long-range fires in coordination with aircraft, it knocks out approaching enemy forces, and other important targets;

--it supports the combat of the forward detachments and of the combat outposts;

~~S-E-C-R-E-T~~

~~S-E-C-R-E-T~~

--it prevents the approach and deployment of the main forces of the enemy, and likewise his occupation of a departure position for the attack;

--it conducts, in coordination with aircraft, a strong artillery counter-preparation;

--by all types of concentrated fire, including also the fire of guns set up for conducting direct fire, and in coordination with other arms, it repulses the attack of the enemy at the main line of resistance of the main defensive zone;

--it blocks subsequent spreading out by the enemy who has wedged into the defense, and delivers fire on his approaching reserves;

--it supports counterattacks of the infantry and tanks;

--it protects flanks and boundaries.

Artillery in the defense, in all stages of the battle and in coordination with other arms, as first priority destroys tanks, conducts a determined battle with the enemy artillery, including antiaircraft artillery and mortars, and defeats his infantry.

520. The concentration of artillery fire on any threatened direction or sector of the front is achieved by:

--a redistribution of the artillery in the threatened directions;

--the allocation of the artillery to artillery groups and the organization of coordination among them;

--the organization of clear-cut artillery control;

--the organization of communication between artillery groups;

--the designation of uniform signals for target designation;

--timely preparation of fire from primary and alternate firing positions in the probable directions of enemy attack;

--timely assignment of missions to those who will carry them out;

--careful reconnaissance of the routes and areas of probable deployment of the artillery.

521. Artillery in the defense is disposed so that, in case of a breakthrough by enemy tanks, the greater part of it can be used to destroy him. Firing positions of the artillery must be protected by antitank obstacles.

In order to deceive the enemy concerning the artillery fire system in the defense, roving guns and batteries are used, and dummy artillery positions are also constructed.

Artillery, assigned for the support of the forward detachments and the combat outposts, conducts fire, as a rule, from temporary firing positions.

~~S-E-C-R-E-T~~

~~S-E-C-R-E-T~~

522. Aviation in the defense supports the corps (division) according to the plan of the army (front) commander.

It performs the following tasks:

--it destroys the enemy during his approach, in concentration areas, and in the departure position for the attack;

--it carries out a counterpreparation in coordination with the artillery;

--it repulses enemy attacks in cooperation with ground troops;

--it supports the counterattacks of its own ground troops;

--it destroys enemy troops which have broken through into the depths of the defense;

--it protects its own troops from attack by enemy planes;

--it destroys enemy airborne troops in the air and in the drop (landing) zones;

--it corrects the fire of its own artillery and protects the operations of aircraft directing artillery fire;

--it carries out continuous aerial reconnaissance to determine the grouping and direction of enemy movements;

--it destroys approaching enemy reserves.

523. An artillery and air counterpreparation is conducted to disrupt the enemy's occupation of a departure position for the attack and to disrupt his attack.

An artillery and air counterpreparation is carried out against the main grouping of the enemy as he occupies his departure position for the attack, against concentrations of his infantry and tanks, against his artillery, headquarters, communications centers, and against ammunition and fuel dumps.

A counterpreparation is carried out through a heavy attack by artillery, mortars, and air.

For the conduct of a counterpreparation, all the artillery and mortars in those sectors and directions in which the counterpreparation is made are drawn in.

Artillery of adjacent units participates in the counterpreparation from its own firing positions. For participation in the counterpreparation, artillery and mortar units and large units are brought up from the depth and from less threatened areas.

An artillery counterpreparation is organized and carried out by the corps commander according to the directive of the army commander and is tied in with the air counterpreparation.

~~S-E-C-R-E-T~~

S-E-C-R-E-T

The weapons of the infantry of the first echelon also take part in the counterpreparation.

During the counterpreparation, reconnaissance in force is usually made for the purpose of accurately defining the dispositions of the first echelon of the enemy and for creating confusion in his battle formations.

All preparatory measures for the conduct of the counterpreparation must be carried out in the strictest secrecy.

524. Infantry in the defense must firmly hold the positions occupied.

Infantry weapons are dispersed laterally and in depth, creating cross fire, flanking fire, and fire sacks ahead of the main line of resistance of the main defensive zone and in the depth of the defense. Immediately in front of the main line of resistance, a zone of continuous fire is prepared; each point of the terrain in the zone up to 400m in front of the main line of resistance must be under effective fire.

When the enemy is advancing, the infantry, in cooperation with the artillery, tanks, and self-propelled artillery, conducts battle with the enemy by means of fire and counterattacks, for the purpose of cutting off his infantry from his tanks and destroying them separately.

525. Tanks and self-propelled artillery in the defense are employed in part for the reinforcement of the antitank defense of the infantry defending the first position of the main defensive zone. In this case, they are employed for delivering stationary fire from positions prepared ahead of time and for operations from ambush. The rest of the tanks and self-propelled artillery constitute the tank reserve of the corps (division) commander and are employed for the repulsion of an enemy attack. In addition, self-propelled artillery is used in the capacity of roving guns.

For the tanks and self-propelled artillery held in reserve, there are designated zones for maneuver, and there are prepared lines of deployment to which they must move to repel enemy attacks. To avoid blowing up friendly tanks, mine barriers in the designated zones and on critical lines are marked by conventional signs.

526. The basic tasks of the engineer support of the defense are:

--engineer reconnaissance of the terrain for the purpose of establishing strong defenses and constructing obstacles;

---engineer equipping of the outpost area;

--the construction and equipping of battalion defense areas and also of trenches and communication trenches connecting them;

--the construction of antitank and antipersonnel obstacles ahead of the main line of resistance of the main defensive zone and in the depth of the defense;

--the construction of antitank areas throughout the depth of the defense;

S-E-C-R-E-T

~~S-E-C-R-E-T~~

-- the construction and equipping of installations for command and observation posts, and of shelters for protection from artillery and mortar fire and aerial attacks;

-- construction and equipping of firing positions for artillery and mortars, and of positions for tanks and self-propelled artillery;

-- clearance of fields of observation and fields of fire;

-- preparation and equipping of areas of disposition and lines of deployment for counterattacks by second echelons and reserves;

-- the construction of dummy installations and objects;

-- the construction of crossings and bridges, the preparation of cross-country routes of march and of roads for the maneuver of troops;

-- the obtaining of water and the construction of water supply points;

-- the concealment of troops and engineer-type installations;

-- the maneuver of engineer obstacle-making equipment in the course of defensive combat for repelling attacks by enemy tanks and for covering boundaries and flanks;

-- consolidation of terrain captured by one's troops as a result of successful counterattacks.

527. Tasks for support, in the engineering sense [engineer-type work], of the defense of the corps (division) are performed by all arms.

The engineer troops are assigned to mechanize the work and to carry out the following, highly complex tasks connected with engineer support:

-- construction of antitank, antipersonnel, and antilanding obstacles;

-- operations of mobile obstacle-placing detachments;

-- the digging, by mechanical means, of trenches and communication trenches, and the construction of underground structures;

-- construction and equipping of command and observation posts;

-- the construction of the most important and complicated defensive installations and heavy shelters;

-- the preparation of cross-country routes of march, the building and maintenance of roads and bridges;

-- the camouflage work;

-- the obtaining of water and the construction of water supply points;

-- mechanized procurement of materials, building materials, and construction items;

-- the conduct of engineer reconnaissance;

-- the conduct of mine warfare [underground].

~~S-E-C-R-E-T~~



~~S-E-C-R-E-T~~

528. Work in connection with the construction and engineer equipping of the corps defense, depending on the mission and availability of forces and equipment, is carried out simultaneously in all zones or successively, commencing with the main defensive zone. Work is performed, as a rule, according to priority.

Works of first priority:

--the construction of antitank and antipersonnel obstacles ahead of the main line of resistance of the main defensive zone and astride the main directions in depth;

--the clearance of fields of observation and fields of fire;

--the digging, at the first position, of trenches, communication trenches, slit trenches, and log-covered dugouts; and the equipping, at this first position, of battalion antitank centers of resistance;

--the construction and equipping of positions for the infantry and their weapons and of battalion antitank centers of resistance in the second and third positions;

--devices for defending inhabited localities and isolated buildings;

--the construction and equipping of antitank areas, artillery firing positions, and tank and self-propelled artillery positions in the entire depth of the defense;

--the construction and equipping of command and observation posts;

--the preparation of cross-country routes of march and repair of roads needed for the maneuver of troops;

--concealment of all engineer-type installations;

--obtaining of water and construction of water supply points.

Works of second priority:

--development and improvement of trenches and communication trenches at the first position in respect to combat, supply, and sanitary matters;

--increase of the density of mines ahead of the main line of resistance of the main defensive zone and the mining of additional directions in the depth of the defense, and also the construction and development of other types of obstructions;

--the connecting of infantry positions by continuous trenches and the digging of communication trenches at the second and third positions;

--the construction of antitank and antipersonnel obstacles ahead of the forward edge of the second defensive zone;

--construction of heavy shelters and dummy installations;

--the construction and equipment of alternate positions for artillery, tanks, and self-propelled artillery and of alternate command observation posts;

~~S-E-C-R-E-T~~

~~S-E-C-R-E-T~~

--preparation and equipment of areas for the disposition of second echelons and reserves, and also of lines of deployment for counterattacks;

--further development of concealment measures.

Works of third priority:

--development and improvement of the works of first and second priority;

--construction and equipping of switch positions in the entire tactical depth of the defense;

--increase of the strength of defense installations;

--increase of the number of heavy shelters;

--improvement and construction of a denser network of roads supporting the regrouping of troops and their execution of counterattacks;

--increase of the number of dummy installations;

--improvement of camouflage.

Engineer works are carried out according to a plan worked out by the corps (division) engineer in collaboration with the corps (division) staff, and are approved by the corps (division) commander.

If there is established a security zone or forward position, or both, the engineer plan must pay special attention to the volume of work to be done, to the time element, and to the men and materiel on hand for the engineer preparation of defense installations.

529. Antitank defense constitutes the basis of the defense; therefore its organization is one of the most important duties of commanders on all levels.

The bases of antitank defense are:

--antitank fire, principally of artillery, self-propelled artillery, and tanks, ahead of the main line of resistance of the main defensive zone and in the depths of the defense;

--antitank obstacles and natural obstructions, linked with the system of antitank fire;

--artillery fire and air strikes on enemy tanks at the approaches to the defense;

--observation and warning carried out by all types of reconnaissance, observation, and communications;

--prearranged and timely maneuver by artillery-antitank and tank reserves and by mobile obstacle-placing detachments.

530. Antitank defense is organized throughout the entire tactical depth of the defense, principally ahead of the main line of resistance of the main defensive zone. The greater part of the antitank means are employed for the defense of the main defensive zone.

~~S-E-C-R-E-T~~

~~S-E-C-R-E-T~~

Large units (units) of the corps (division), which are located on the most likely avenues of tank attack are reinforced with antitank artillery, which is used for the reinforcement of the antitank defense of the first position of the main defensive zone, for the creation of depth in the antitank defense, and for the establishment of artillery-antitank reserves.

531. The corps (division) antitank defense system includes:

--company antitank strong points, organized into battalion antitank centers of resistance узлы;

--antitank areas, established on likely avenues of tank attack throughout the tactical depth of the defense;

--artillery, tanks, and self-propelled artillery disposed on likely avenues of tank attack;

--antitank obstacles covering favorable tank approaches, and antitank areas, artillery firing positions, and tank and self-propelled gun positions;

--artillery-antitank reserves, tank reserves, and mobile obstacle-placing detachments.

532. Battalion antitank centers of resistance are organized by battalion commanders.

Battalions located on likely avenues of tank attack are reinforced with antitank weapons.

All weapons of the battalion antitank center of resistance are subordinated to the battalion commander.

533. Antitank areas are established by use of antitank and field пушки artillery; they are reinforced with self-propelled guns, tanks, flame throwers, and small engineer units with materials for erecting antitank obstacles.

Within the sector of responsibility of a regiment, the regimental commander organizes antitank areas. Outside the regimental sector, they are organized by order of the division (corps) commander.

Antitank areas are established on all likely avenues of tank attack. They are created throughout the entire depth of the (corps) zone of defense; intervals between antitank areas are covered with antitank obstacles.

All antitank obstacles must be covered by effective antitank, mortar, and machine gun fire.

A senior artillery commander is designated to control and organize the system of antitank fire in each antitank area.

534. The corps (division) commander, when organizing an antitank defense, indicates:

--possible enemy tank concentration areas;

--the most important likely avenues of tank attack in the corps (division) zone;

~~S-E-C-R-E-T~~

S-E-C-R-E-T

--the location of antitank areas on likely avenues of tank attack and their composition;

--artillery missions and the system of antitank fire in front of the main line of resistance of the main defensive zone and within the depths of the defense;

--the system of antitank obstacles;

--the manner of use of flamethrower-incendiary weapons;

--the composition, location, and missions of artillery-antitank and tank reserves, and the mobile obstacle-placing detachment;

--time by which the antitank defense must be ready.

535. Artillery-antitank and tank reserves and the mobile obstacle-placing detachment are constantly ready for action. Lines of deployment of artillery-antitank and tank reserves are selected and prepared ahead of time and routes to them are reconnoitered and made ready.

The following are indicated to the artillery-antitank and tank reserves and to the mobile obstacle-placing detachment:

--likely avenues of tank attack and the manner of coordination with troops operating in these directions and with aviation;

--possible directions of action, routes, and lines of deployment;

--conventional signals for summoning them.

536. Antiaircraft defense is organized by commanders on all levels in all stages of defensive combat by the use of organic and attached units and large units of antiaircraft artillery.

The corps (division) antiaircraft defense plan is developed on the basis of the army (corps) plan and the decision of the corps (division) commander.

The antiaircraft defense must cover most densely the most important sectors of the defense, the primary grouping of artillery, tanks, reserves, and command and observation posts.

The corps antiaircraft artillery group is organized from units of the corps (division) and attached antiaircraft artillery.

Division antiaircraft artillery, comprising a subgroup of the corps antiaircraft artillery group, is used in the zone of the division. Subgroups can be reinforced at the expense of the antiaircraft artillery attached to the corps.

Antiaircraft artillery usually is located in antitank areas or behind them and is prepared to fire on both air targets and on attacking enemy tanks. When enemy tanks and aviation attack together, the enemy aircraft are always the primary target of the antiaircraft artillery. Upon the penetration of enemy tanks into the firing position areas of the antiaircraft artillery, antiaircraft artillery destroys them with its fire.

Troops engage low flying aircraft with massed fire of infantry weapons.

S-E-C-R-E-T

~~S-E-C-R-E-T~~

During combat, antiaircraft artillery must be prepared for regroupings to cover the maneuver of second echelons and reserves from enemy air strikes.

537. For engaging enemy airborne troops in the corps defense zone, the corps commander uses part of the forces of the corps second echelon and the corps reserves (in first priority, reinforced motorcycle units). In some cases, an anti-airborne reserve may be constituted.

In any case, use of troops for combating enemy airborne forces must not weaken the overall defense.

538. The antichemical defense of defending troops must be capable of combating prolonged enemy chemical attacks and must provide for:

- the conduct of uninterrupted chemical reconnaissance of the enemy and continuous observation of the enemy and of the dispositions of one's own forces;
- the warning of troops, especially those within shelters;
- the disruption of enemy chemical attacks being prepared or just commenced;
- the establishment of reserves of individual chemical defense equipment and of decontamination equipment both with the troops and in rear service units and installations;
- the preparation of shelters to withstand chemical attack;
- the establishment of decontamination and washing points;
- the decontamination of engineer-type installations, shelters, and of roads important for the maneuver of troops and for supply and evacuation.

539. Smoke may be used in the defense for the:

- screening of work on defensive positions and the regrouping of troops;
- screening of reconnaissance activities;
- blinding of enemy observation posts and the covering of the deployment and counterattacks of one's units and large units.

Flamethrower-incendiary weapons are used to destroy attacking enemy infantry and tanks, to protect flanks and boundaries, and to reinforce the antitank defense in coordination with antitank artillery and in conjunction with obstacles.

540. Coordination of large units (units) of various arms in the defense consists of the coordinated delivery of blows upon an attacking enemy.

Coordination is organized in the interests of the infantry and tanks by directions throughout the depth of the defense. It is organized according to the following phases:

- combat for retention of the security zone and to bar the approach of the enemy to the main line of resistance of the main defensive zone;

~~S-E-C-R-E-T~~

~~S-E-C-R-E-T~~

--combat for retention of the main line of resistance of the main defensive zone and to repel the enemy attack;

--combat aimed at elimination of penetrations.

In organizing coordination, the following must be provided for:

--the organization of coordination communications;

--signals for coordination, target designation, and air-ground recognition;

--signals by which infantry and tanks can call for artillery fire and the manner of calling for supporting aviation;

--the detailing of liaison officers with means of communication, from supporting large units (units) to the corps (division) command post.

541. Coordination of artillery with infantry, tanks, self-propelled artillery, and engineers is attained by:

--the timely massing of artillery and its fire on important directions;

--the establishment of sectors of fixed and moving barrages to repel enemy attacks in front of the main line of resistance, at the main line of resistance, and the depth of the defense, taking into consideration the operations of one's infantry, tanks, and self-propelled artillery, and the location of antitank obstacles;

--the reliable covering of engineer operations by artillery fire;

--having a consolidated sketch of antitank and artillery fire and mined areas;

--the securing of boundaries by artillery fire in conjunction with the fire of antitank areas;

--the timely shifting of the bulk of the artillery to support the counter-attacks of infantry, tanks, and self-propelled artillery;

--the coordination of artillery fire with the maneuver of the artillery-antitank, tank, and combined-arms reserves and the mobile obstacle-placing detachment.

The coordination planning table must indicate who has the right to call for one or another type of barrage fire.

542. Coordination of tanks and self-propelled artillery with infantry, artillery, and engineers is attained by:

--situating tanks and self-propelled guns on dangerous tank approaches within infantry combat formations for actions from ambushes and prepared positions;

--the coordination of tank and self-propelled gun fire with infantry and artillery fire, including antitank fire, for the repulsion of enemy infantry and tank attacks;

--the establishment and precise determination on the ground of tank passages through the infantry combat formations;

~~S-E-C-R-E-T~~

~~S-E-C-R-E-T~~

-- the coordination of tank and self-propelled gun actions with those of infantry, artillery, and mobile obstacle-placing detachments during counterattacks and during the destruction of the enemy who has wedged into the defense;

-- the timely giving of signals indicating one's location on the ground.

543. Coordination of engineer troops with infantry, artillery, tanks, and self-propelled artillery is attained by:

-- agreement as to the time and places at which mine fields are to be laid in front of the main line of resistance of the main defensive zone, in the depths of the defense, and in front of artillery and tank positions;

-- agreement as to the time and places for making passages through obstacles and preparing routes for the maneuver of tanks and artillery;

-- indicating, with conventional signs, mine fields, and passages for tanks through obstacles;

-- the preparation and execution of the maneuver of mobile obstacle-placing detachments against the enemy breaking through, taking into account existing antitank and antipersonnel obstacles.

544. Coordination of aviation with ground troops is attained by:

-- concerting the blows of aviation and artillery upon approaching enemy troops and upon their concentration areas;

-- concerting the blows of aviation and artillery during a counterpreparation;

-- concerting the blows of aviation with the actions of ground troops in repelling enemy attacks and in supporting one's own counterattacks;

-- concerting the actions of aviation with antiaircraft artillery in providing protection against enemy air attack.

545. Reconnaissance of the enemy is conducted uninterruptedly. It must locate his main forces while they are still on the march, and establish their direction of movement, and their concentration areas.

When in direct contact with the enemy, reconnaissance must, in good time, determine enemy regrouping; exclude the possibility of a surprise enemy attack; ascertain the strength, composition, and concentration areas of the main enemy groupings and the direction of the enemy's main effort.

In the defense, special significance is attached to the following means of reconnaissance: radar, a widely organized system of observation, raids, reconnaissance in force, and radio reconnaissance [communication intelligence].

Reconnaissance in force is usually conducted by reinforced reconnaissance detachments.

546. Command posts in the defense are usually located in places inaccessible to tanks or within antitank areas. They are carefully camouflaged.

Command and observation post locations are selected in a manner that will provide for uninterrupted control of troops during combat, irrespective of changes in the situation.

~~S-E-C-R-E-T~~

~~S-E-C-R-E-T~~

With the receipt of the first information about preparations by the enemy for an attack, the corps (division) commander must be at his observation post in the most threatened direction.

Communications in the defense are deeply echeloned. This is done by:

--the organization and maintenance of communications by various means along the line of primary and auxiliary command posts and along the line of observation posts of the commanders of large units and units;

--the organization of auxiliary signal centers in the depth of the corps (division) zone of defense;

--the construction of auxiliary [obkhodnykh] lines of communications.

All wire [kabelniye] lines must be put underground or laid in trenches.

In battle, control of troops is aided by wide use of wire communications, mobile means of communication, and liaison officers.

Radio is used for communication with large units (units) when wire lines to them are broken and also during combat in the depth of the defense for communications with counterattacking large units (units).

When communications are being established, consideration must be given to their maintenance in the event of a transition to the offense.

547. Rear service units and installations of large units in the defense are echeloned deeper than in the offense. As a rule, they are located in the areas inaccessible to tanks and are carefully camouflaged. Transportation of supplies to troops usually takes place at night.

To take care of any temporary interruption of supply, reserves of ammunition, fuel, engineer equipment, and rations necessary for the conduct of defensive combat are established in troop areas.

### 3. CONDUCT OF DEFENSIVE COMBAT

548. The struggle with an advancing enemy begins on the distant approaches to the main defensive zone.

The enemy on the approach to the main defensive zone is subjected to massed blows of aviation and artillery.

When a security zone has been established, the troops defending it, by stubborn combat in prepared positions, must hold up the advancing enemy as long as possible, tire out his forces, and inflict as many casualties on him as possible.

Troops defending the security zone withdraw on order of the corps commander and only under the pressure of superior enemy forces. The withdrawal must be covered by aviation, obstacles, smoke screens, and artillery fire from the main defensive zone.

~~S-E-C-R-E-T~~



~~S-E-C-R-E-T~~

549. During the concentration and deployment of the enemy for the attack, artillery and aviation destroy his personnel and materiel by massed blows. Attempts of the enemy to reconnoiter in force in the main line of resistance of the main zone of our defense are repelled by infantry fire and specially designated artillery. Observation of enemy actions at this time must be particularly vigilant in order to ascertain in time any attempt of the enemy to attack behind his reconnaissance. Passages made by the enemy through obstacles in front of the main line of resistance of the main zone of our defense are quickly closed by antitank and antipersonnel obstacles and are covered by artillery, mortar, and small arms fire.

550. During the enemy's artillery and air preparation, regardless of whether or not an artillery and aviation counterpreparation has been carried out, all defending artillery and aviation must concentrate its fire on enemy tanks and infantry which have finished preparing for the attack, and also on enemy artillery and mortar batteries. Fighter aviation and antiaircraft artillery must prevent enemy air attacks on our troops and on other targets.

551. With the beginning of the enemy attack, defensive fires are brought to their highest intensity. Massed enemy tank attacks are repelled by the concentrated fire of all artillery disposed both in the attacked and in adjacent sectors, by the fire of all antitank weapons, tanks, and self-propelled artillery, and by air strikes.

The infantry, using all weapons, destroys the enemy tanks and simultaneously cuts off the enemy infantry from its tanks and destroys it by fire.

552. In the event of an enemy breakthrough of the first position of the main defensive zone, the division commander must stop the further spreading out of the enemy in width and depth by massed fire and make his flanks secure in the sector of the enemy breakthrough. Then, by counterattacks with his second echelons and reserves, supported by all types of fire, he must destroy the enemy units which have wedged in, and restore the situation.

Artillery-antitank reserves and mobile obstacle-placing detachments of the divisions of the first echelon move out on the most threatened directions to block the breakthrough of enemy tanks.

Artillery units and reserves from unattacked sectors of the defense are shifted to threatened directions to reinforce the defense in depth or to conduct counterattacks against the enemy who has broken through.

It is more favorable to counterattack the enemy in the flank and rear and while he still has not succeeded in consolidating the seized area.

Counterattacking troops must, as a rule, operate from sectors where enemy attacks have been successfully repelled.

After the enemy attack has been repelled and the situation restored, all small units prepare for repelling repeated attacks.

In sectors from which troops have been shifted, observation is increased and reconnaissance is intensified with the aim of taking prisoners.

553. In the event of a breakthrough of the second position of the main defensive zone by the enemy and the impossibility of restoring the situation with one's own forces, the division commander takes all measures to hold the third position. Simultaneously, he organizes fire support for the small units which are continuing to fight in the first and second positions.

~~S-E-C-R-E-T~~

S-E-C-R-E-T

554. The corps commander, having determined the direction of the enemy's main efforts, strikes the attacking enemy with aviation and artillery fire, takes measures for the strengthening of the defense in threatened directions by drawing forces and equipment from non-attacked sectors, and, if necessary, carries out a regrouping of artillery and also of the divisions of the first and second echelons.

With the aim of preventing further widening and deepening of the penetration, the corps commander moves his artillery-antitank reserve, tanks, and mobile obstacle-placing detachment to prepared positions and counterattacks with the mechanized division. The counterattack has the mission of eliminating the troops which have penetrated and restoring the situation.

555. The counterattack of a mechanized division is carried out swiftly and, as a rule, at the base of the breakthrough. It is directed against the enemy flank and rear and is coordinated with the rifle divisions. It is supported by artillery and aviation.

Before counterattacking an enemy who is strong in tanks and antitank weapons, it is profitable to strike the enemy with air blows, artillery fire, and tank and self-propelled artillery fire in place and from ambushes from earlier prepared positions.

Coordination, which has been established earlier between the rifle divisions of the first echelon, the corps artillery, and aviation, is worked out in detail on the ground by the corps commander and the commander of the mechanized division.

If a counterattack is inexpedient, the corps commander takes all measures for the stubborn holding of positions in the depth of the corps defense and for the inflicting of maximum losses on the enemy. Corps flanks in the sectors of the breakthrough are consolidated first of all. For this purpose, a defense is organized on intermediate and switch positions.

Aviation and army and corps artillery groups by their fire prevent enemy reserves and artillery from moving up to the sector of the breakthrough.

If, as a result of successfully conducted counterattacks, favorable conditions are created for inflicting an even more powerful blow on the enemy, the corps commander must immediately take steps for the organization and execution of this blow.

#### 4. PECULIARITIES OF DEFENSE ON A WIDE FRONT

556. A defense on a wide front is undertaken in areas of secondary importance, usually on terrain which is not everywhere passable for actions of troops. It is also undertaken in the absence of sufficient forces and materiel, and during withdrawals.

Organization of a defense on a wide front depends on the mission, on the width of the front to be defended, and on the character of the terrain and degree of enemy activity.

A defense on a wide front is usually based on the holding of separate, tactically favorable terrain features which control the most important axes of advance, coupled with counterattacks from the depths.

S-E-C-R-E-T

~~S-E-C-R-E-T~~

557. The rifle corps, when defending on a wide front, can occupy a zone up to 60 kilometers in width; a rifle division can defend up to 30 kilometers.

As a rule, a reinforced battalion is the smallest unit which establishes a separate defense area. In terrain greatly favoring the defense, a company may establish a separate defense area.

Defense areas, as a rule, must be mutually supporting by fire. Intervals between them are occupied by small forces and are filled with trenches, dummy installations, and obstacles.

Each area of defense must be prepared for all-around defense.

For imparting to battalions great firmness and independence, it is advisable to reinforce them with artillery and tanks, and also with small units of engineers and chemical defense troops.

558. When the corps (division) is deployed for the defense in one echelon, depth is obtained by creating strong combined-arms reserves, situated in prepared defense areas on the most important directions.

559. The missions of engineer troops during defense on a wide front, in addition to their usual ones, are:

-- the construction of antitank and antipersonnel obstacles in intervals between defense areas;

-- the creating of dummy areas of defense and dummy positions along the front and in the entire depth of the defense zone of the corps (division).

Engineer work is done with a wide application of mechanical devices.

560. During a defense on a wide front, regimental and division artillery groups are created; a corps artillery group, as a rule, is not created.

The basis of action of artillery groups is broad maneuver by both fire and movement. For this purpose, routes and alternate firing positions in all directions must be reconnoitered and prepared.

561. For the purpose of countering a breakthrough by enemy tanks along dangerous avenues of tank approach, deployment lines are prepared for artillery-antitank reserves, and firing positions for tanks and self-propelled guns. They must be covered by antitank obstacles. Simultaneously, artillery fires are prepared for repelling enemy tanks in the event of their breakthrough into intervals between defense areas.

562. The mechanized division of a corps, as a rule, is used in the second echelon (reserve) and is deployed in one or several areas not far from roads that traverse critical areas.

All directions of probable counterattack and deployment lines for the mechanized division must be studied and prepared ahead of time.

When there is an open flank, part of the mechanized division may be deployed on the flank or echeloned behind it.

The distance of a mechanized division from the forward edge of the main defensive zone depends on the width of the defensive front and the possibilities for maneuver.

~~S-E-C-R-E-T~~

~~S-E-C-R-E-T~~

When a mechanized division is used in the first echelon of a corps, it is assigned a zone of defense up to 20 kilometers in width.

563. During the organization of communications, special importance is attached to mobile means of communication, aircraft, and radio.

Radio is used for communication with large units (units) with which wire communication has been lost, and also during combat in the depth of the defense for the control of counterattacking large units (units).

For the maintenance of control of troops in a threatened area, sufficient communications reserves must be available.

564. Quantities of supplies on hand with the troops are brought up to established norms, and, in some cases, units and small units may receive additional quantities.

To provide for the uninterrupted maneuver of supplies from the rear and laterally, special attention must be given to preparation of supply and evacuation routes.

565. As soon as the enemy's basic grouping has been revealed and the direction of his main blow has been determined, the troops defending the threatened sectors must be reinforced with artillery and tanks and also with other forces and equipment at the expense of secondary sectors.

##### 5. PECULIARITIES OF THE ORGANIZATION OF DEFENSE BY MECHANIZED AND TANK DIVISIONS NOT COMPONENTS OF A RIFLE CORPS

566. A mechanized (tank) division may take up the defense for the purpose of:

- covering the regrouping and concentration of other troops;
- holding a captured line until the arrival of the main forces;
- protecting an open flank of our troops;
- covering the withdrawal of other troops.

The mechanized (tank) division, when passing to the defense, is reinforced with artillery and units (small units) of engineers and is supported by aviation.

The commander of a mechanized (tank) division, upon taking up the defense, organizes communications and coordination with other troops in the area without waiting for instructions from the senior commander.

567. The organization and establishment of defense by a mechanized (tank) division are carried out according to the general principles followed by the mechanized division of the rifle corps.

The combat formation of a mechanized (tank) division in the defense, as a rule, consists of two echelons, artillery groups, antitank areas, and reserves.

The strength and composition of the artillery-antitank, tank, and combined-arms reserves and of the mobile obstacle-placing detachment depends on the availability of men and materiel, the situation, and the missions which are given to them.

~~S-E-C-R-E-T~~

S-E-C-R-E-T

Self-propelled artillery normally is used to reinforce regiments of the first echelon; heavy tanks, as a rule, are held in division reserve.

568. A division artillery group in a mechanized (tank) division is created from division and attached artillery and mortars. By its fire, it reinforces the fires of the regimental artillery groups in the most important directions.

In a tank division during defense in close terrain and also on a wide front, the division artillery group may not be formed.

#### 6. PECULIARITIES OF THE ORGANIZATION OF DEFENSE BY CAVALRY LARGE UNITS

569. Cavalry large units in defense are utilized, as a rule, as reserves for counterattacks against the flanks and rear of an enemy who has broken through.

In some cases, cavalry large units may take up the defense for the purpose of:

- protecting flanks and boundaries of other troops;
- covering the regrouping and concentration of other troops;
- holding a captured line pending the arrival of other troops;
- covering the withdrawal of other troops;

570. Defense on a wide front is the normal method by which cavalry large units conduct defensive combat.

For the conduct of the defense, cavalry large units are used primarily on terrain which does not favor the use of enemy tank and mechanized troops.

When defending on a wide front, the cavalry corps can occupy a zone up to 20 kilometers in width. The cavalry division can defend on a frontage of up to 8 kilometers.

A cavalry regiment, defending as part of a division, may establish a continuous defense sector, or it may establish separate troop defense areas. Troops of cavalry, reinforced by artillery and small units of engineers and chemical defense troops, are the smallest cavalry units that establish separate defense areas.

571. The combat formation of a cavalry corps in defense, as a rule, consists of two echelons, antitank areas, and reserves.

When the corps is disposed in one echelon, no less than a reinforced cavalry regiment is employed as a combined-arms reserve.

The combat disposition of a cavalry division in defense consists of one or two echelons, artillery groups, antitank areas, and reserves.

When the division is disposed in one echelon, a combined-arms reserve comprises up to two troops, reinforced with tanks and artillery.

572. In the cavalry corps (division), an artillery-antitank reserve and a mobile obstacle-placing detachment are always created when establishing a defense.

S-E-C-R-E-T

S-E-C-R-E-T

## 7. DEFENSE OF A LARGE CITY

573. A large city with permanent buildings and structures creates excellent conditions for defense; troops can turn it into a strong fortified area.

574. The defense of a city must be all-around and consist of interior and exterior zones of defense.

Interior zones of defense are created throughout the entire depth of the city. Their number and configuration are determined by the general plan and size of the city. Positions consisting of a system of centers of defense form the basis of every interior zone of defense. Each center of defense usually consists of two or three strong points.

The forward edge of the first interior zone of defense is prepared along the outskirts of the city or is moved forward if commanding heights adjoin the city.

External zones of defense are created on the approaches to the city. Their number depends on the terrain and on the availability of men and materiel assigned for their defense. The distance of the zone nearest to the city must be such that it will not give the enemy the opportunity of successfully carrying out an artillery preparation upon the external zone of defense simultaneously with a preparation upon the city.

575. The city is divided into sectors for defense.

A corps is assigned a sector which includes several zones of defense in depth.

A division, depending on the depth of the corps sector, is assigned either a zone of the corps sector or a division sector.

A regiment receives a sector (area) of defense, which includes several positions in depth. A battalion usually defends a center of defense.

The main effort of the troops in defending a city is concentrated on those objects and areas, the holding of which has a decisive significance in the entire system of defense.

576. In order to form a strong point, one or several buildings are used; it is of primary importance that buildings located on street intersections and on city squares be so adapted.

Strong points are connected through breaks in walls or by communication trenches, and are tied together into centers of defense. The fire of every strong point is organized in several layers. Structures which interfere with the field of fire are torn down.

Every strong point and center of defense must be prepared for all-around defense and must be located so that it has fire liaison with adjacent strong points (centers of defense). Ammunition, rations, medical supplies, and drinking water are stored in the strong points.

Barricades are organized on the streets of the city to prevent outflanking or bypassing through adjacent streets or yards. Avenues of approach to barricades must be covered with flanking and oblique fire.

S-E-C-R-E-T

S-E-C-R-E-T

In order to maneuver troops inside the city, paths and passages are organized inside city blocks, and underground routes are prepared.

Troops must previously be supplied with large-scale plans of the city.

Measures must be taken for fire fighting. All materials which are readily combustible must be removed from buildings occupied for defense.

577. Defensive combat in a city usually breaks down into a series of independent local actions to hold strong points; thus, every building must be defended stubbornly. Garrisons of strong points and centers of defense must be prepared to fight independently even when surrounded. They are reinforced for this purpose with artillery, tanks, and small engineer and chemical defense units.

578. The artillery fire system is tied in with the flanking and frontal fires of individual guns and mortars.

In order to mass fire along separate directions and on separate areas, and also in order to be able to move artillery, the commanders of the large units hold part of the artillery, primarily howitzer artillery, under their own control.

579. Tanks and self-propelled artillery in defense in a city are used individually and in small units, as part of the garrisons of strong points and centers of defense, for counterattacks; they are also used for ambush operations and for stationary fire from previously prepared positions.

580. Aviation in defense of a city fulfills the following missions:

- protecting the city from strikes by enemy aviation;
- destroying the enemy in the approach march, in assembly areas, and in the departure position;
- neutralizing and destroying the attacker's artillery and especially his heavy artillery;
- conducting a counterpreparation together with the artillery;
- supporting counterattacking ground troops;
- destroying approaching enemy reserves;
- conducting air reconnaissance;
- adjusting friendly artillery fire.

581. Missions of engineer troops in defending a city are:

- adapting for defense individual buildings, blocks, and the city as a whole;
- constructing permanent defense works;
- constructing and equipping shelters, and installations for command and observation posts;

S-E-C-R-E-T

S-E-C-R-E-T

- mining, and constructing barricades and other types of obstacles;
- organizing concealed paths and passages through obstacles to assure the maneuverability of troops;
- constructing bridges and crossings over rivers (canals) in the city;
- conducting underground mining operations;
- fire fighting;
- equipping water supply points.

582. Flamethrower-incendiary equipment is used primarily for combat with enemy tanks, in supporting counterattacking units (small units), and also for igniting buildings and installations occupied by the enemy.

583. In the defense of a city, a mechanized division is used to counter-attack during the operation to hold the outer zones of the defense. If these zones are penetrated, then the mechanized division is put in the second echelon of the corps or receives a zone (sector) of defense; in the latter case the tank units of the mechanized division remain in the reserve of the corps commander, are disposed, depending upon the concept of the operation, in one or two areas, and are used, as a rule, for concerted operations with the combined-arms reserve; in isolated instances they are even used independently.

584. For combat with enemy tanks, streets are blocked with antitank obstacles, primarily with barricades.

Enemy tanks are fought by artillery, aviation, tanks, self-propelled artillery, flamethrower-incendiary equipment, engineer troops, and also close-in by the infantry.

585. Antiaircraft defense of a city is carried out according to a uniform plan; it has the mission of not permitting enemy aviation to strike the city or the troops defending it, and also of providing protection for aviation supplying the town.

In order to organize the antiaircraft defense of a large city, it is necessary, as a rule, to reinforce the troops with medium and heavy antiaircraft artillery, with strong support from fighter aviation, with searchlights, barrage balloons, and other special equipment.

Antiaircraft defense equipment is used in such a way that the enemy aviation is destroyed on the approaches to the city.

All antiaircraft artillery of the troops defending the city, and also the attached special antiaircraft troops and equipment, are combined into one anti-aircraft artillery group.

Antiaircraft artillery groups are divided into subgroups.

Antiaircraft artillery of the divisions is included within the subgroups and operates within its own division zones (sectors).

586. The direction of the defense of a city is coordinated by the corps commander or the army commander, to whom all troops assigned for defense of the city are subordinated.

S-E-C-R-E-T



~~S-E-C-R-E-T~~

587. Communications for troop control in combat are prepared simultaneously on the external and internal zones of defense. In defending the city, every means of communication is used. In organizing wire communications, the local city communications are used, primarily the underground cable net. These local city communications are used, first of all, for the needs of the antiaircraft defense. For stability in communications, every large unit organizes a primary and several supplementary communication centers. Particular attention must be given to guarding local city communications and to supervising their operation.

#### 8. DEFENSE OF A RIVER

588. The organization of the defense of a river depends upon its characteristics, enemy operations, and the impending combat missions on a given sector of the front.

When there are insufficient forces, and on passive directions, a defense is organized usually only on the near bank.

When there are sufficient forces, in anticipation of passing over to the attack, and also in cases when the near bank is low and open, it is advantageous to construct a defense on both banks or to hold a bridgehead on the opposite bank.

589. In organizing a defense only on the near bank, the main line of resistance of the main defensive zone, as a rule, is marked by the water's edge. The fire system is organized to hit the enemy on the water with flanking and oblique fire. Islands are occupied by small rifle units in order to prevent a surprise attack by the enemy and also in order to lay down flanking fire along the river. If a small river passes through a ravine with an edge which is suitable for defense, then the main line of resistance may be placed on the edge of that ravine. In this case, the river bank is covered by a reinforced combat outpost, and the lowlands adjoining the river are mined.

In sections suitable for crossing by enemy amphibious tanks and motor-driven crossing equipment, the density of antitank fire is increased, antitank mine fields are laid, banks are steepened, obstacles are placed in the water, and fords are mined.

Infantry weapons should not reveal their positions by firing prior to the start of the enemy crossing.

Special small units are assigned to destroy small groups of the enemy.

Reserves are disposed in areas from which they can quickly and secretly approach any point of the crossing in order to throw back into the river enemy units which have succeeded in crossing.

590. Artillery prepares fire on the areas of possible concentration of enemy forces and stream-crossing means, and also prepares fire on probable crossing sectors and avenues of approach to them, and combats the enemy's artillery. Fire of maximum density is prepared against sectors favorable for the forcing of a river crossing by the enemy.

Antiaircraft artillery and fighter aircraft protect the principal concentration of troops and reserves against enemy air attacks. In the organization of defense on both banks, special consideration is given to protecting bridges and stream crossings.

~~S-E-C-R-E-T~~

S-E-C-R-E-T

591. Aircraft makes timely discovery of enemy preparations for forcing a river crossing, and conducts strikes against his main grouping, his artillery, and his crossing equipment.

When the enemy begins to force a river crossing, aircraft, in cooperation with the artillery, attack the enemy troop concentrations and his crossing equipment in order to prevent the crossing of his infantry and equipment.

592. In organizing the defense on both banks of the river, the main defensive zone is set up on the opposite bank and is occupied by the divisions of the first echelon.

The second echelon of the corps occupies the second defensive zone, which is established on the near bank with its forward edge along the edge of the water or along the top of the bank.

The tasks of the second echelon troops are:

--the support, by fire and counterattacks, of the troops defending the main zone;

--defense of the near bank and destruction of the enemy, who has broken through in his attempt to force a crossing.

Artillery fire of the second echelon is tied into a unified system with the fire of the artillery of the first echelon.

593. If the river is narrow, there may be established, for the defense of the far bank, the first and second positions of the main defensive zone, which are occupied by the regiments of the first echelons of the divisions.

The third position is established on the near bank and is occupied, as a rule, by the second echelons of the divisions. In this case, the second defensive zone of the corps is located near the third position of the main defensive zone.

For the purpose of strengthening the antitank defense of the first and second positions, it is necessary to assign, in addition, self-propelled artillery, guns, and batteries for direct firing.

594. In case of the impossibility of organizing a defense on both banks, the opposite bank can be occupied by a reinforced combat outpost for which there is set up a forward position.

The operations of the troops defending the forward position are supported by the bulk of the artillery from the main defensive zone.

595. In the organization of the defense of a river on both banks, special consideration is given to:

--the construction of the greatest possible number of bridges and crossings, their immediate defense, and also the establishment of reserves of stream-crossing equipment;

--the organization of a system of artillery fire;

--the organization of the antiaircraft defense of the troops and particularly of bridges and crossings;

S-E-C-R-E-T

~~S-E-C-R-E-T~~

- the organization of antitank defense on the opposite bank;
- the organization of control and coordination between the troops disposed on both banks.

596. In the event that the enemy crosses the river, the corps (division) commander is obliged, with his second echelon and reserves, to counterattack and annihilate him. The counterattack is supported by concentrated artillery fire and air attacks and must be carried out before the enemy can consolidate on the near bank and extend his bridgehead.

597. Bridgeheads are established and firmly held for the purpose of protecting the movement of one's own troops into the attack. The depth and width of bridgeheads must provide for the deployment of the necessary number of troops for an attack. The depth of the bridgehead must prevent the enemy from conducting ground-observed artillery fire against bridges and crossings. The width of the bridgehead must prevent its being covered by effective enemy artillery cross fire.

Defense of the bridgehead must be distinguished by firmness and stubbornness.

In order to ensure the greatest stability of the defense of the bridgehead, the defending troops receive a narrower front; are reinforced by artillery, self-propelled artillery, and tanks; and also are supported by artillery fire from the near bank and by air operations.

Counterattacks and the maneuver of artillery, especially of antitank artillery, are widely used to repulse enemy attacks.

598. The bridgehead must have a well-developed trench system, a system of obstacles, strong antitank and antiaircraft defense, and reserves of ammunition and fuel. In addition, there must be established bridgehead positions, directly covering the bridge crossings.

Special attention in the defense of a bridgehead is given to the defense and reinforcement of the flanks. In order to increase the firmness of defense, it is necessary for the flanks to adjoin the river.

599. The distribution of the forces of the corps (division) in the defense of a bridgehead is determined by the missions of the corps (division) and the size of the beachhead. Special attention in this respect is given to the artillery dispositions. The usual oval form of the bridgehead hinders the concentration of fire; therefore, it is expedient to deploy part of the artillery on the near bank opposite the flanks of the bridgehead.

600. In the defense of a river, special attention must be given to combat against enemy airborne landings. For this purpose, observation of the probable areas of enemy drops (landings) is intensified, and antiairborne reserves are created.

601. The most important tasks of the engineer troops for the defense of a river are:

- reinforcement of the river by steepening the banks and by setting up underwater and floating obstructions;
- the establishment of obstacles in the bridgehead and on the near bank;
- the construction and maintenance of bridges and crossings over the river, and also their rapid destruction if the enemy threatens to seize them;

~~S-E-C-R-E-T~~

S-E-C-R-E-T

-- the construction of the most complex defensive installations and of heavy shelters.

602. When a friendly flotilla is available on a river, it may be employed in the accomplishment of the following principal tasks:

- the destruction of the enemy's river craft;
- the destruction of the enemy's stream crossings;
- support, by artillery fire, of the troops defending the river.

#### 9. DEFENSE OF A SEACOAST

603. The corps (division) carries out the defense of its designated zone of seacoast either independently or in coordination with large units of the navy.

The task of defending a seacoast consists of preventing the landing on the shore of enemy naval and airborne forces. In the event of enemy landings, the defending troops must immediately drive him into the sea or destroy him on the beach.

Success in the repulsion of an enemy landing depends on the timely discovery of the direction of movement of the landing force, and also on the determination of its strength and composition. Aircraft, submarines, surface vessels, radar, and other technical means of reconnaissance are employed for the reconnaissance of the enemy.

604. A corps, in the defense of a seacoast, receives a zone with a frontage up to 60 km. A division may be given a defense zone up to 30 km. in width.

To the corps commander are subordinated all coastal units and large units of the navy which are located in the corps zone of defense.

605. In the defense of a seacoast, special attention is concentrated on the firm retention of naval bases and ports and also of the sectors of the coast which are suitable for a landing.

The defense of the most important objectives and places which are suitable for landing operations is planned according to the rules of defense on a normal front; the organization of the defense includes the construction of field and permanent defense works and also of strong obstacles in the water and on the shore. The defense of the remaining sectors is organized in the same way as for a defense on a wide front.

606. The method of coordination of the corps (division) with large units (ships) and aviation of the navy is laid down in the coordination planning table.

607. In the defense of a seacoast, the main line of resistance of the main defensive zone, as a rule, is placed along the water line. If the shore line is low, the main line of resistance must be moved back to a favorable line. In this event, combat security is established on the shore, and the shore is covered with obstacles.

608. In the selection of positions for infantry and artillery, one should take into consideration that it is easiest to repel an enemy landing when the landing forces are still aboard their landing craft.

S-E-C-R-E-T

~~S-E-C-R-E-T~~

A system of fire is organized with the aim of defeating the enemy on the water by means of flanking and oblique fire.

609. Reserves are placed at such a distance that they will be able to destroy, by counterattack, the enemy's landing units by day or night, while they are not yet consolidated on the beach.

Reserves must be mobile. Included in their composition are infantry in trucks and armored personnel carriers, artillery, tanks, self-propelled artillery, and units (small units) of engineers with obstacle-making equipment.

610. The mechanized division of a corps, as a rule, is employed in the second echelon and is located in one or several areas near roads leading to the most threatened sectors. The distance from the beach must ensure, for the division, maneuver in any direction and protect it from being prematurely drawn into battle.

611. The action of artillery in the defense of a coast line is built on wide maneuver by fire and movement, for which routes of march and firing positions should be reconnoitered and prepared in all directions. Corps and attached gun artillery, in coordination with coastal batteries, is employed for hitting enemy ships and transports on their way to the beach and participates in the destruction of enemy troops which have landed.

The conduct of fire by artillery at night is supported by searchlights and radar stations.

All artillery must be ready to place standing and moving barrage fire on landing equipment approaching the beach and during debarkation onto the beach. The greatest density of artillery fire must be planned along the sectors of the beach most convenient for an enemy landing.

In sectors accessible for the landing of amphibious tanks, tank ambushes are established, and the systems of antitank fire and antitank obstacles are strengthened.

612. In the defense of a seacoast, aviation carries out the following missions:

- covers its troops from the blows of enemy aviation;
- destroys transports and combat vessels of the enemy on the sea and on the approach to the coast;
- destroys the enemy landing force during its transfer from transports to landing craft;
- in conjunction with artillery, destroys the landing force during its debarkation and on the beach;
- observes movements of enemy transports at sea and along the coast;
- destroys airborne landings of the enemy in the air and in the drop (landing) zones.

613. Engineer support of the defense, aside from the usual measures, provides for:

- construction of obstacles against enemy landing craft, and also against landing forces on sectors of the coast where enemy landings are most probable;

~~S-E-C-R-E-T~~

S-E-C-R-E-T

-- placement, by naval forces, of naval mines on the approaches to possible enemy landing points;

- construction and equipping of defense areas on the coast;
- preparation and development of a network of roads for the maneuver of troops;
- engineer reconnaissance.

614. In making the decision to defend a seacoast, the corps (division) commander takes into consideration:

- the possible landing equipment of the enemy;
- sectors of the beach most accessible for the landing of forces;
- the system of observation, recognition, and communication existing along the coast;
- the missions of naval and air forces in the limits of the coastal zone being defended.

615. On the basis of the commander's decision, the staff of the corps (division) works out a combat order and, in conjunction with representatives of the naval and air forces, a coordination planning table.

616. Naval and air reconnaissance must establish the areas of embarkation of the enemy troops, determine the strength and composition of the landing force, the direction of movement of their transports, and probable sectors for debarkation of the landing force.

617. During the defense of a seacoast, it is necessary constantly to take into consideration the possibility of drop (landing) by enemy airborne troops; therefore, observation of areas most suitable for such a drop (landing) must be organized. For counteraction against such a drop (landing) during and after its execution, it is necessary to have aviation, antiaircraft artillery, and antiairborne reserves ready for action.

618. Defending troops must strive to smash an enemy amphibious landing force by fire on the approaches to the beach and during the landing on the beach.

In the event of the landing of the first echelon of the enemy landing force, it is necessary to strive both on land as well as at sea to cut off the landed portion of the enemy troops from the following echelons. Simultaneously with this, the landed enemy units are destroyed by massed artillery fire, air blows, and counterattacks.

619. If a sector of coast line is seized by the enemy, the corps (division) commander mounts counterattacks with his second echelon and reserves in order not to give the enemy a chance to consolidate on the beach. Counterattacks are carried out swiftly and without delay.

In repelling an enemy landing, it must be kept in mind that an amphibious landing force, possessing mobility on the water, is able to maneuver along the entire front of possible landing sectors. Therefore, troops should not be removed prematurely from neighboring sectors. To repel an enemy landing, the corps (division) commander must, in first priority, employ the second echelons and reserves.

S-E-C-R-E-T

~~S-E-C-R-E-T~~

620. Antiaircraft artillery and fighter aviation, aside from the fulfillment of their normal missions in regard to the antiaircraft defense of the troops, should not permit the adjustment by enemy aviation of his naval gun fire.

621. The control of troops during the defense of a seacoast is effected from command and observation posts constructed by the troops during the occupation of the defense or from previously prepared and equipped command and observation posts of the naval coastal defensive forces, with the employment of existing lines and means of communication.

622. Coordination communications are organized: from ship (flag-officer) to shore, by naval forces and equipment; on shore, by forces and equipment of the corps (division).

Radio communications are maintained through the radio stations of the corps (division) and the large units of the navy.

With the staff of the corps (division) must be a representative of the navy with communications equipment.

#### 10. PECULIARITIES OF DEFENSE IN A FOREST

623. Large forest areas, especially when there are swamps in them, make defensive actions of troops easier.

Large forest areas facilitate the open deployment of troops, the concealed conduct of maneuver, the suddenness of counterattacks, and the wide use of obstacles.

Defense in a forest is based on a system of fire of battalion areas in conjunction with counterattacks and the use of obstacles.

Defensive areas are prepared for all-around defense, taking into account the distribution of forest sectors and their peculiarities.

In the organization of defense, special attention is given to defense of the out-thrusts vystupoy of the forest.

Second echelons and reserves are deployed in areas which are close to roads, forest clearings, and lanes, and which have been equipped for all-around defense.

In forests, on terrain with a high level of ground water, timber and earthen walls, which insure the freedom of movement of troops along the front and conceal them from enemy observation, are built instead of trenches.

624. It is advantageous to have the main line of resistance of the main defensive zone in front of the edge of the forest or to move it slightly into the depth of the forest. The forward edge of the second defensive zone is selected along lanes; in their absence, a strip of forest 400 to 500 meters wide is cleared.

625. The greater part of the division gun artillery is attached to units and small units of infantry and is used primarily for direct fire. The remaining artillery is allocated amongst artillery groups.

~~S-E-C-R-E-T~~

~~S-E-C-R-E-T~~

Artillery prepares a standing barrage against the distant and near approaches to the main line of resistance of the main defensive zone and also in its depth.

Antitank weapons in the defense are distributed along the directions of most probable tank attack (roads, lanes, and clearings).

Tanks and self-propelled artillery are employed as small units for counterattacks, actions from ambushes, and as a tank reserve.

626. Aviation, besides fulfilling its usual defense missions, demolishes forest roads, bridges, and crossings on enemy routes of movement.

627. The principal missions of engineer troops during defense in a forest are:

- clearing of fields of view and fields of fire and construction of lanes in the depth of defense for the delivery of fire from guns emplaced for direct fire;
- construction of forest obstacles and obstructions;
- construction of defensive structures at the intersections of roads and lanes;
- preparation of routes for maneuver of troops;
- adoption of measures for combating forest fires.

628. In a forest, as a consequence of limited visibility, battle is waged at close quarters. Suddenness and swiftness of counterattacks take on great importance. Counterattacks, which are carried out by small forces with the aim of destroying enemy forces which have wedged into the defense, are widely used.

For the insurance of concealed maneuver and for better orientation, routes and directions of counterattack must be studied, prepared, and clearly marked on the terrain.

#### 11. PECULIARITIES OF DEFENSE IN WINTER

629. Defense in winter is organized along general principles. It is expedient to choose the zone of defense in a location having woods, populated points, and other shelter from the cold. In view of this, first priority must be given to the organization of the defense of road junctions, populated points, and wooded sectors.

The main line of resistance of the main defensive zone, as far as possible, is chosen behind obstacles difficult to overcome in winter (ravines and rivers with steep banks).

All cover in front of the main line of resistance which can be utilized by the enemy is destroyed or mined and should be under fire of artillery and mortars.

In connection with the possibility of an envelopment or turning movement by ski units of the enemy, it is necessary to strengthen the security of one's flanks and boundaries.

~~S-E-C-R-E-T~~



~~S-E-C-R-E-T~~

Troops must be especially vigilant in extreme cold, snowstorms, and blizzards.

Measures are taken for the preservation of combat readiness of all types of arms and materiel.

630. All defensive installations and obstacles are built with an eye to the depth of the snow. If the main line of resistance of the main defensive zone passes along the bank of a river (lake), it is necessary to provide for construction of air holes in the ice and the mining of the river (lake). During a protracted defense, measures are taken for the maintenance of the readiness of obstacles for action and for the passability of roads (especially under conditions of drifting snow); winter camouflage is carried out and maintained.

Infantry which is held in reserve and in the second echelon is equipped with skis to insure its mobility.

Measures are taken to enhance the mobility and maneuverability of the artillery on the field of battle, particularly the antitank artillery.

Tanks and self-propelled artillery are used for counterattacks, for conducting fire at a halt from previously prepared positions, and for operating from ambushes. Likely directions for counterattacks are reconnoitered and prepared.

A reconnaissance is made for determining snow conditions in likely directions of troop maneuver. Cross-country routes of march are then prepared.

631. Antiaircraft artillery in the most reliable manner protects the most important defense sectors, groves, inhabited localities, and other places of concealment in which troops and important objectives are located.

An antiaircraft defense of roads is organized when the snow is deep. In this respect, particular attention is given to road junctions. The roads are protected by heavy caliber machine guns and small caliber antiaircraft artillery deployed along them.

The concealment of the campfires of the troops require particular attention.

632. Aviation and artillery, besides executing their usual missions of defense, deny the enemy the use of roads, inhabited localities, and wooded areas.

A systematic air and ground reconnaissance of roads and ski trails is carried out in the enemy dispositions.

633. Besides fulfilling normal missions, other tasks of engineer troops during wintertime defense are:

- construction of heated shelters for warming the troops;
- construction of snow and ice obstacles and making of air holes in the ice on rivers (lakes);
- construction of additional obstacles in sectors and approaches which can be passed by enemy tanks and infantry under winter conditions;
- insulation of water sources.

~~S-E-C-R-E-T~~

S-E-C-R-E-T

634. In winter defense, particular attention is given to the prevention of frost bite. Warming points are built. Units (small units) stationed in the first position of the main defensive zone are relieved regularly.

## 12. PECULIARITIES OF DEFENSE IN MOUNTAINOUS - WOODED TERRAIN

635. The organization of defense in mountainous-wooded areas depends on the nature of the mountainous areas and the importance of the direction being defended.

The defense must be most fully developed in the directions from which tanks may approach.

Particular attention is given to the defense of flanks and boundaries.

636. Generally, the main line of resistance of the main defensive zone is selected on slopes facing the enemy.

Weapons, in the organization of defense athwart a narrow mountain pass, are distributed in such a manner as to subject the valley to a cross fire in the entire depth of the defense. Approaches to the commanding heights are protected by artillery and mortar barrages. Strong antitank and antipersonnel obstacles, which are covered by the fire of antitank guns and machine guns, should be prepared in the valley itself.

Inhabited localities, located on mountain slopes, are adapted for perimeter defense.

Passes in the rear of our troops should be prepared in advance for all-around defense and should be occupied by the second echelons or reserves.

637. In the defense in mountains, it is necessary to have powerful reserves which are situated in the vicinity of important road junctions.

The disposition of corps (division) second echelons and reserves should insure their maneuver and timely entrance into battle during counterattacks and ensure the repelling of any possible enemy envelopments or turning movements.

Counterattacks, as a rule, should be carried out from heights downward, along the ridges, and through the valleys. Directions for counterattacks are carefully reconnoitered and prepared.

638. The system of fire must provide for flanking and enfilade fire on avenues of approach and dead spaces ahead of the main line of resistance and especially on flanks and boundaries, as well as in the intervals between defense areas. For this purpose, firing points can be located even in neighboring sectors.

Division (regiment) and corps artillery groups are organized in the most important directions.

Army artillery, as a rule, is distributed among the corps; and, in those cases where a corps is defending on a wide front, the artillery is distributed among the divisions.

S-E-C-R-E-T

~~S-E-C-R-E-T~~

Counterbattery against enemy artillery and mortars usually is carried out by corps and division artillery groups.

Antitank artillery is echeloned in depth and covers directions from which tanks may approach.

639. The significance of the antiaircraft defense of the troops in mountain areas greatly increases.

Primary attention must be given to the protection of:

--passes, mountain passages, canyons, road junctions, bridges, and mountain river crossings;

--troops defending the entrances into tank-accessible valleys;

--groupings of artillery on mountain plateaus;

--artillery, tanks, and motor vehicle columns moving along mountain roads.

In a defense on a wide front in mountains, division antiaircraft artillery groups are formed in addition to army and corps antiaircraft artillery groups. In this case, the corps antiaircraft artillery group protects the reserves and other important targets in the rear of the corps.

Antiaircraft artillery is attached to large and small units which operate in separate, independent directions.

640. Tanks and self-propelled artillery are employed for operations from ambushades on roads, in defiles, at the edges of forests, near bridges and crossings over mountain rivers, and for the conduct of fire in place from previously prepared positions.

The mechanized division is placed in the second echelon at road junctions in the main directions, and it is employed for counterattacks.

641. During an enemy breakthrough into the depth of the defense, the stubborn defense of individual heights by the troops, even when completely surrounded, is of considerable significance.

The corps (division) second echelons and reserves, using concealed approaches and employing close and wide envelopments, must counterattack decisively, surround, and destroy the enemy who has penetrated into the defense.

642. Aviation strikes at the advancing enemy in defiles, canyons, and on roads, and also strikes the enemy on reverse slopes, on concealed avenues of approach, and in dead areas, with particular attention to his artillery and mortars. Particular attention must be given to the marking of the forward edge of our defenses and to target designation.

Aviation is also used for bringing up supplies in roadless areas.

643. The most important tasks for engineer troops for the defense in mountain areas are:

--to organize and conduct engineer reconnaissance;

--to build antitank and antipersonnel obstacles in directions accessible to tanks;

~~S-E-C-R-E-T~~

~~S-E-C-R-E-T~~

-- to prepare roads and cross-country routes of march in the rear of their own troops;

-- to prepare for destruction roads, bridges, and crossings in the path of the advancing enemy;

-- to construct cable-suspension roads across canyons, mountain rivers, and passes;

-- to cause landslides and to close passes in the path of the advancing enemy.

644. To combat enemy airborne landing forces, the corps (division) details an anti-airborne reserve, establishes careful observation of the areas suitable for drop zones, and selects routes of march to the probable drop zone areas.

645. The use of radio, visual, and sound signals has a particular significance in the organization of troop control.

646. Rear service units and installations are distributed by directions, and are disposed in echeloned formation at road junctions and trails.

Reserves of supplies of all types, as a rule, are increased; their quantity should insure the possibility of carrying on combat in an encirclement and in the absence of regular supply.

Particular attention must be given to the security and defense of the troop rear from enemy air and ground forces, as well as to the control of traffic.

### 13. PECULIARITIES OF DEFENSE IN DESERTS AND STEPPES

647. In deserts and steppes, where forces are limited, the defense is usually organized along important separate directions, with strong reserves being detailed. Reconnaissance is sent out into the intervals not occupied by troops.

The basis of desert and steppe defense is well-prepared fire of all types and wide maneuver of powerful mobile second echelons and reserves.

In the formation of the second echelons and reserves, mechanized (tank) large units (units) are mainly employed.

In deserts and steppes, the possibility of movement without roads permits wide freedom of maneuver. Therefore, particular attention must be given to the security of the flanks and boundaries in the defense.

648. Aviation, apart from executing its usual defense missions, is employed for attacking troop and transport columns and troop concentrations. It is also used for destroying enemy ammunition, fuel, and rations dumps and water supply points.

Air reconnaissance is organized on a wide front and to a great depth by night as well as by day.

Aviation is extensively employed for night operations during operations in deserts and steppes.

~~S-E-C-R-E-T~~

S-E-C-R-E-T

649. The most important tasks of engineer troops in desert and steppe defense are:

- to scout water sources, to obtain water, and to equip water supply points;
- to take engineer measures for camouflaging troops and constructing defense installations;
- to stake out march routes;
- the maneuver of engineer obstacle-making equipment in the course of battle.

650. In deserts and steppes, antitank and antiaircraft defense, as well as combat against enemy airborne forces, takes on great significance. Antitank artillery must be prepared for rapid maneuver by fire and movement in the threatened directions. Troops and defensive installations must be carefully camouflaged and reliably protected from enemy aviation. Supervision of the strict observation of camouflage by day and by night is strengthened.

The corps (division) details an antiairborne reserve for countering enemy airborne landing forces.

651. Rear service units and installations are deeply echeloned; in addition, intermediate dumps are organized. Aviation is used, in addition to motor transport, for supply and evacuation.

Besides the usual supplies, water and fuel must be brought up to troops in deserts and steppes.

Rear service units and installations, and also water sources, are protected by specially detailed small units.

#### 14. PECULIARITIES OF DEFENSE AT NIGHT

652. In conducting defensive combat at night the primary mission of the defending troops is to prevent and to repulse sudden enemy attacks. For this purpose it is necessary:

- to keep the greater part of the troops who are located in the first position of the main defensive zone fully prepared for battle;
- to check before nightfall the preparedness for night operations of all weapons and reserves;
- to intensify the reconnaissance of all arms;
- to increase combat security, and to intensify the observation of the enemy and of one's own obstacles in front of the forward edge of the defense;
- to set up local security (listening posts, patrols, and observers), regardless of the presence of combat security;
- to organize interception of enemy conversations and organize observation by means of radar;

S-E-C-R-E-T

S-E-C-R-E-T

...to illuminate the terrain in front of the main line of resistance of the main defensive zone;

--to reinforce the security of the flanks and boundaries.

653. Infantry weapons and a part of the artillery, primarily pieces designated for direct fire, are brought forward at night to temporary positions which are closer to the main line of resistance of the main defensive zone; they remain ready to open fire against an attacking enemy.

Before nightfall, the artillery prepares data for the conduct of fire at night against lines and points of possible enemy concentration.

Tanks and self-propelled artillery are employed for reinforcing antitank fire and for counterattacks, in conjunction with the infantry, along previously staked out directions.

Routes of march are organized well ahead of time for insuring the maneuver of the troops at night.

654. Aviation in night defense executes the following missions:

- carries on air reconnaissance;
- destroys enemy reserves, vehicle columns, and troops advancing to the front;
- protects the troops from enemy air strikes, in coordination with anti-aircraft artillery and searchlight units;
- neutralizes and destroys enemy aviation;
- neutralizes and destroys enemy artillery;
- adjusts artillery fire;
- neutralizes and destroys operating enemy searchlights;
- neutralizes and destroys enemy radar stations;
- illuminates the battlefield and creates fires in the enemy positions.

Artillery is also used for creating fires and illuminating terrain.

655. In case of an enemy advance, the artillery, at the request of company and higher commanders, fires a standing barrage against pre-determined sectors.

Night counterattacks must be simple of accomplishment.

656. Troops, moved at night to temporary (reserve) positions, are secretly and, as a rule, at a varying time, transferred before daybreak to daytime positions.

S-E-C-R-E-T

-200-

S-E-C-R-E-T

## CHAPTER X

## WITHDRAWAL

657. Withdrawal is a maneuver employed in those cases when only through the temporary loss of a part of the territory is it possible to change drastically an unfavorable situation and place one's troops in a more advantageous position.

Withdrawal may be employed:

--to take up a defense on a more advantageous line for the purpose of beating off superior attacking forces of the enemy, and for creating conditions for the subsequent transition of the troops to the offensive;

--to shorten the length of the defense front and to pull out troops and materiel for active operations in another, more advantageous direction.

658. The withdrawal of divisions and of a corps may take place only by order of the army commander.

659. The withdrawal of the main forces of the corps (division) to a designated area (or to a designated line) may take place, according to the situation, either without deploying the troops for combat on intermediate lines, or by conducting combat on such lines.

The withdrawal in all cases must be carried out in an organized and concealed fashion.

660. The withdrawal of the main forces of the corps (division) must be carried out under the cover of rear guards.

The strength, composition, and tasks of the rear guards are determined by the corps (division) commander, according to the situation. The rear guards must be capable of independently executing the tasks assigned to them, without relying on the support of the main forces.

In a division, the rear guard is usually composed of a regiment reinforced by artillery, tanks, self-propelled artillery, by small units of engineer troops, and by flame thrower-incendiary and smoke equipment.

For the purpose of covering the withdrawal of a rifle corps, a general rear guard *[obshchiy arygard]* may be detailed, for which it is expedient to designate the mechanized division. In this event, rifle divisions do not detail their own rear guards, but are covered by rear detachments and outposts *[zastavani]*.

In case the enemy has at his disposal strong tank (mechanized) forces, it is advisable to have the mechanized division with the main forces of the corps for counteracting enemy envelopments or turning movements.

661. The main mission of the rear guard is to insure the unhindered withdrawal of the main forces of the corps (division) to the designated area.

S-E-C-R-E-T

S-E-C-R-E-T

Rear guards in close contact with the enemy withdraw from one line to another, with the approval of the corps (division) commander, making extensive use of obstacles and demolitions in the zone of withdrawal. These should delay the advancing enemy and gain the necessary time for the withdrawal of the main forces. Rear guard operations on each line must be decisive and active.

662. The main forces of the corps (division) in a withdrawal may be deployed for combat in those cases where it is necessary to contain the enemy, to gain time for the preparation of a countermanceuver, and for the organization of a defense in the rear, or when forced to this by the situation ahead of adjacent units.

663. In the case of the deployment of the main forces for combat, the corps (division) commander designates one or several lines. Such lines should be selected, where possible, with natural antitank obstacles to the front and on the flanks, with long-range observation and fields of fire, and with concealed routes of withdrawal.

When deploying for combat, the main forces arrange their combat formations on the basis of the general principles governing the organization of a defense.

The nature and duration of the combat of the main forces depends on the situation and on the objectives which the corps (division) commander strives to obtain through combat on that line.

664. For the purpose of preventing enemy envelopments and turning movements during withdrawal, flank detachments or flank advanced guards Збoкoв.ыe авaнгaрдy are sent out. They are reinforced by artillery, tanks, self-propelled artillery, and small units of engineer troops. These detachments block the side and belt roads, build antitank and anti-personnel obstacles, and contain the enemy until the passage of the main forces of the corps (division).

665. Ravines, bridges, crossings, and road intersections along the withdrawal routes, and also important lines, must be occupied and held by previously dispatched forward detachments until the passage of the main forces. These forward detachments are reinforced with antitank and anti-aircraft artillery, tanks, self-propelled artillery, and small units of engineer and chemical warfare troops.

666. As the troops withdraw in the zone of operations of the corps (division), bridges, roads, lines and centers of signal communications, and other installations are destroyed while, at the same time, all sorts of obstacles are established.

The corps (division) commander establishes which objects must be destroyed only by his orders, and designates commanders and engineer small units which are responsible for their destruction. Other objects are destroyed by orders of the commanders of the withdrawing units.

S-E-C-R-E-T



S-E-C-R-E-T

Commanders of units and small units charged with the defense of certain objects must order their destruction in those cases where there is an evident threat of their capture by the enemy.

667. When the troops are in close contact with the enemy, the disengagement of the main forces of the corps (division) from the enemy and the breaking of contact must precede the withdrawal.

Disengagement can be done advantageously and unexpectedly at night. In such circumstances, disengagement of the main forces of the corps (division) takes place under the cover of individual small units, reinforced by tanks, self-propelled artillery, mortars, and artillery. These small units remain in the positions occupied for such periods of time as ordered by a senior commander. For the purpose of misleading the enemy, they conduct combat operations similar to those which preceded the withdrawal.

668. Different types of combat operations may be used for successfully disengaging and breaking contact with the enemy during active operations. Most frequently, disengagement and breaking contact with the enemy are effected after brief counterattacks on a wide front under the protection of artillery, aviation, and smoke. In other cases, it is necessary to employ a surprise, concentrated attack by tanks and infantry, supported by massed artillery fire and air attacks, on the enemy's most threatening grouping in order to stun the enemy and, having utilized the enemy's confusion, to disengage and break contact.

669. To ensure the breaking of contact with the enemy by the main forces of the corps (division) which have disengaged, a line is designated in the rear of the withdrawing forces, which is occupied in good time by rear guards.

Once they have crossed this line, the main forces of the corps (division) form into march columns and withdraw to designated areas.

Once the main forces of the corps (division) cross the line occupied by the rear guards, the small units covering the disengagement withdraw behind the rear guards and join their own units.

670. The artillery which operates as a part of the rear guard contains, with massed fire, the enemy attacking frontally or turning the flanks, especially his mobile troops; it supports the counterattacks of its own troops, and protects their withdrawal to the next successive line.

The artillery withdrawing as a part of the main forces of the corps (division) receives instructions regarding the method of possible deployment for the support of the rear guards and for counteracting enemy envelopments or turning movements.

671. Tanks and self-propelled artillery are used primarily for concerted operations with the covering units, and in the rear guard for counterattacks and ambush operations. The corps (division) commander must have a tank reserve if the quantity of available tanks and self-propelled artillery is adequate.

672. Bomber and ground attack aircraft support the operations of the rear guards and the main forces and prevent the enemy from carrying out turning movements and envelopments.

S-E-C-R-E-T

~~S-E-C-R-E-T~~

673. Engineer support of the withdrawal is of particular importance. The organization of such support must include:

--the construction of obstacles and the execution of demolitions on the most likely directions of enemy attack, especially on the flanks of the withdrawing troops;

--the improvement of roads and the strengthening of bridges on the withdrawal routes of the main forces of the corps (division);

--the destruction of roads, bridges, and crossings following the withdrawal of the troops;

--the preparation for defense of intermediate lines in one's rear.

Engineer measures for the support of the withdrawal are carried out, as a rule, in limited periods of time. Consequently, work mechanization is widely employed by the engineer troops, who are supported with adequate means of transportation.

674. The organization of antitank defense during the withdrawal must include the following:

--the creation of antitank obstacles in the zone of withdrawal;

--the preparation of lines designated for the conduct of battle against enemy tanks;

--the use of tanks and self-propelled artillery for the destruction of enemy tanks by fire delivered from ambush and by counterattacks;

--the detailing of mobile obstacle-placing detachments for the creation of antitank obstacles on the flanks and for the frontal protection of the withdrawing troops;

--the demolition of bridges and crossings, primarily on the routes of movement of the enemy's tanks and motorized troops;

--the detailing of artillery-antitank and tank reserves.

675. The antiaircraft defense of the troops during disengaging from combat and withdrawal is organized according to the corps (division) plan.

The antiaircraft defense plan for the corps (division) troops establishes the method of using available antiaircraft means and their coordination with supporting aviation.

The antiaircraft artillery of the divisions is used in their respective zones of withdrawal.

The antiaircraft artillery which belongs to or is attached to the corps is used to protect the troops withdrawing on the main direction. Part of the antiaircraft artillery attached to the corps may, according to the situation,

~~S-E-C-R-E-T~~

~~S-E-C-R-E-T~~

be attached to divisions for their reinforcement.

Antiaircraft defense of the troops is given special attention when they are passing through gorges, over bridges and crossings, and densely inhabited localities.

Fighter planes protect the main forces of the corps (division) and its rear guards from enemy air strikes, especially at the time when these main forces are changing from combat formations into march formations, in assembly areas, on the march, or when they pass through gorges, over bridges and crossings, or through densely inhabited areas.

676. For the purposes of chemical defense, the following are planned for:

- the organization of chemical warfare observation;
- chemical warfare reconnaissance on the routes of the withdrawing troops;
- the organization of the chemical defense of the troops in the case of passing through gorges, crossing bridges or rivers, and passing road intersections on the routes of withdrawal.

677. The corps (division) commander, upon receiving an order for the withdrawal, makes the proper decision and communicates the following:

- information regarding the enemy;
- the purpose of the corps (division) withdrawal and the order of withdrawal of adjacent units;
- the method and time for the main forces of the corps (division) to disengage and break contact with the enemy and their assembly areas;
- the composition of the rear guards, and an indication of which lines are to be held and for how long;
- the composition and tasks of the troops securing the disengagement of the main forces of the corps (division), how long these troops must remain in positions occupied by them, and how they should conduct their operations;
- the coordination procedures between large units, units, and the means of reinforcement during the disengagement and withdrawal;
- zones of withdrawal and routes of march for each large unit (unit);
- the ultimate line of withdrawal, as well as possible intermediate lines on which the main forces will conduct battle;
- the organization procedures of the antitank and antiaircraft defense and other measures of combat support;
- the measures to be taken to prevent turning and enveloping movements, and to destroy enemy airborne landings astride the withdrawal routes;

~~S-E-C-R-E-T~~

S-E-C-R-E-T

--the tasks for the reconnaissance of the enemy and of the terrain in the zone of withdrawal and on the flanks;

--the measures to be taken for the defense of gorges, bridges, and stream crossings until the passage of the corps (division), and also for the repair of roads, bridges, and stream crossings on the routes of withdrawal;

--the routes and withdrawal procedure of rear service units and installations;

--the evacuation procedure of wounded and sick personnel;

--the evacuation procedure of combat equipment and of various supplies of materiel;

--the order of destruction of various objects during the withdrawal;

--the measures for engineer support and camouflage;

--the organization of troop control.

On the basis of the commander's decision, the corps (division) staff prepares an order or individual combat instructions and an overlay of the withdrawal.

678. The control of troops during a disengagement is carried out from previously occupied command and observation posts, which are closed following the disengagement of the main forces and the beginning of their withdrawal.

Once the main forces are assembled in march columns, the corps (division) commander, with his staff, moves from one previously prepared command post to another.

All means of signal communication are used for the control of the disengaging troops and their withdrawal. Wire communications are set up when fixed lines exist on the axis of displacement of the corps (division) headquarters.

Special attention must be given in the withdrawal to ensuring communications with the rear guards, flank detachments, and adjacent units.

679. All rear service units and installations which are not necessary for the direct support of the battle are moved back in good time to their designated areas. Only necessary transportable supplies remain with the units and large units. Medical installations are reinforced with vehicular transport for the timely evacuation of wounded and sick personnel.

For the purpose of facilitating the withdrawal of troops, measures are taken to clear roads; special attention is given to the control of traffic in the zone of withdrawal of the troops.

S-E-C-R-E-T

~~S-E-C-R-E-T~~

## CHAPTER XI

## COMBAT IN ENCIRCLEMENT AND ESCAPE FROM ENCIRCLEMENT

680. Combat in encirclement is a complex type of combat activity of the troops and demands great stamina, initiative, decisiveness, and perseverance.

Under present-day conditions, encircled troops can conduct lengthy combat. This is achieved:

- by maintenance of continuous communication between the surrounded troops and the senior commander and adjacent units which are situated outside the encirclement;

- by the timely air supply of replacements, armament, and materiel to the encircled troops;

- by rendering rapid support to the encircled troops by means of artillery fire and air attacks, and also by the operations of troops which are situated outside the encirclement.

Encircled troops must contribute to the accomplishment of the overall combat mission by means of their active operations.

681. The high combat efficiency of the troops is a decisive condition for the success of a battle in an encirclement. The personal example and heroism of each soldier and comradely help are a guarantee of successful conduct of combat in an encirclement.

An insufficiency of troops must be replaced by the aggressiveness of the operations, by the firmness and stamina of the troops in combat, by skillful maneuvers, by the intelligent employment of surprise, and by the application of military cunning.

682. The encirclement of troops does not happen suddenly. It usually is a consequence of the enemy's appearance on the flanks and in the rear of the corps (division) as a result of:

- the unsuccessful outcome of a battle to the front (on the flanks) of our own large units, or in the rear of adjacent units;

- an enemy airborne or amphibious landing in the rear of our troops during his simultaneously successful operations from the front and flanks.

In this respect, one must distinguish between complete encirclement, where the enemy has succeeded in creating a continuous front around the encircled troops, and a situation where individual units or small units of the enemy have appeared in the rear of our troops. In the latter case, this is not an encirclement.

683. Skillful and timely organization of resistance to an encirclement

~~S-E-C-R-E-T~~

S-E-C-R-E-T

has a decisive significance.

Resistance to encirclement is achieved by:

- constant ground and air reconnaissance in depth;
- reliable protection of the flanks, boundaries, and rear of our troops; the construction of obstacles along the most important avenues of approach to the open flanks and rear; and also the active operations of our own troops in conjunction with the operations of adjacent units;
- the maneuver of artillery, and air attacks;
- the maneuver of reserves, especially tank and artillery-antitank reserves, and the mobile obstacle-placing detachment;
- the swift and decisive commitment of second echelons for the destruction of the flanking enemy;
- the regrouping of forces and equipment in the direction of the threatened enemy attack;
- the immediate destruction of enemy airborne and amphibious forces which have landed.

684. When a clear threat of encirclement exists, the corps (division) commander is obliged:

- to push forward, in the threatened directions, strong tank and artillery-antitank reserves and a mobile obstacle-placing detachment;
- to occupy and to prepare rapidly antitank areas along the avenues of approach most vulnerable to tank attack;
- to centralize control of the artillery in order to concentrate its massed fire in the most threatened directions;
- to regroup his troops, primarily the artillery, in the threatened direction;
- to organize coordination with adjacent units and communications with the next senior commander;
- to organize control and communications for the support of combat in encirclement;
- to create the necessary combat reserves, primarily ammunition, fuel, and rations;
- to establish the rate of expenditure of ammunition, fuel, and rations;
- to note measures for speeding up the evacuation of the sick and wounded, surplus materiel, and other materials.

685. When the enemy is making a wide envelopment of one or both flanks, the corps (division) commander, employing massed artillery fire, air attacks, and also reserves, must not only prevent encirclement, but also must destroy the enveloping enemy units.

S-E-C-R-E-T

~~S-E-C-R-E-T~~

The corps (division) commander notifies adjacent units of the measures which he has taken.

686. During combat in an encirclement, prior to carrying out measures for restoring the situation or for escaping from encirclement, the corps (division) has the following principle tasks:

- the retention of a specific area which insures freedom of maneuver along internal lines while not permitting the concentration of his troops in a narrow space covered by effective enemy artillery fire;
- resistance to enemy attacks which are directed towards dispersing the combat formation of the troops of the corps, and the destruction of the enemy who has wedged himself into the dispositions of the corps;
- the preservation of troop control and of the constant combat readiness of the troops for a breakthrough of the front of the encirclement;
- the creation of a grouping of forces and equipment for the breakthrough of the front of the encirclement.

The accomplishment of these tasks is insured by:

- the conduct of continuous reconnaissance by all available means for the timely determination of the enemy groupings along approach routes, of his intentions, and also of the approach of new enemy units towards the battlefield;
- the firmness of the combat formation and the maneuvers of the second echelons and reserves;
- the creation of a continuous front for all-around defense, and reliable protection of the boundaries between large units (small units);
- the establishment of the greatest density of forces and equipment on the most important approach routes;
- the establishment and maintenance of coordination with friendly troops and aviation which are operating outside the encirclement;
- the presence of mobile units in the second echelon;
- the designation of strong combined-arms and artillery-antitank reserves, and also of a mobile obstacle-placing detachment;
- the construction of obstacles and creation of an antitank defense, especially in the directions of expected enemy attacks;
- the swift and secret regrouping of our own troops on threatened directions and the timely restoration of expended reserves of men;
- the protection of the main grouping of our forces and their maneuvers from enemy air attacks;

~~S-E-C-R-E-T~~

~~S-E-C-R-E-T~~

- the preparation of shelters for the troops and the camouflage of their dispositions;
- the location of command posts in areas inaccessible for tanks or in antitank areas, and the organization of continuous communications;
- the establishment of rigid control over the expenditure of materiel of all types;
- the organization of a system for handling aircraft which bring in replacements, ammunition, fuel, and rations, and also the organization of the receipt and collection of loads dropped by parachute.

Landing strips for planes are prepared in areas situated beyond the effective range of enemy artillery fire.

Rear service units and installations, as a rule, are united into groups and organize the defense of their own dispositions.

687. Artillery during combat in an encirclement must be prepared for immediate maneuver by fire and movement to repel enemy attacks from any direction.

688. Tanks and self-propelled artillery are attached to reinforce the infantry and are employed to conduct fire from previously prepared firing positions and for ambushes. Some of the tanks and self-propelled artillery comprise the tank reserve of the corps (division) commander and are employed for repelling attacks and for the destruction of enemy forces which have driven a wedge into the defense.

The mechanized division, as a rule, comprises a reserve of the corps commander and is employed for counterattacks and for the destruction of attacking enemy tanks and infantry.

689. Aviation, for the support of the encircled troops, carries out the following missions:

- protects the surrounded troops from enemy air attacks and, in coordination with the antiaircraft artillery, combats the enemy air blockade of the surrounded troops;
- conducts systematic reconnaissance in order to establish the main grouping of the enemy forces, his reserves, and the most weakly occupied sectors;
- launches attacks against the main grouping of the enemy troops and does not permit the approach of his reserves, especially mechanized and tank troops;
- supplies the encircled troops with replacements, ammunition, armament, fuels, rations, and other equipment;
- insures communication with the senior commander, who is located outside the encirclement;

~~S-E-C-R-E-T~~



~~S-E-C-R-E-T~~

-evacuates the sick and wounded.

690. The principal missions of the engineer troops supporting combat in an encirclement are the following;

- the construction of obstacles along approach routes suitable for tanks;
- the protection of the threatened approach routes by mobile obstacle-placing detachments;
- support of the maneuver of the second echelons, reserves, tanks, and artillery;
- the organization and camouflage of landing strips for aviation.

691. The corps (division) commander must independently take measures for the breakthrough of the front of encirclement in order to restore the situation.

In making a decision to restore the situation, the corps (division) commander must:

- determine the sectors most weakly occupied by the enemy troops;
- determine the direction of the main effort;
- create a grouping of men and materiel for the breakthrough and for the restoration of the situation;
- establish coordination with the troops operating outside the encirclement.

692. Depending upon the situation and the mission previously fulfilled by the encircled corps (division), the senior commander makes a decision to break through the front of the encirclement for the purpose of restoring the situation or for breaking out of the encirclement.

The breakout of the corps from encirclement is done on the order of the army commander; the breakout of the division is done on the order of the corps commander.

693. The senior commander, in order to assist the corps (division) which is breaking out of the encirclement front, must, in turn, create a grouping of forces outside the encirclement front.

By the concerted, converging blows of both groupings, it is necessary to break through the front of encirclement and to create a corridor for communication with the encircled troops; using the successes achieved, it is necessary, by simultaneous or successive blows, to defeat the enemy troops operating on the flanks of the corridor and, thus, conclusively restore the situation.

For organizing the coordination of both groupings, the senior commander must:

- determine the directions of the blows;

~~S-E-C-R-E-T~~

S-E-C-R-E-T

- organize the artillery and air offensives;
- establish recognition, communication, and coordination signals;
- determine the time for beginning the operations of both groupings.

694. Prior to the restoration of the situation or an escape from the encirclement, the senior commander, located outside the encirclement, must:

- support the encircled troops by systematic air strikes and artillery fire, and prevent the approach of new enemy reserves;
- provide the encircled troops with reinforcements and also with ammunition, obstacle-making materials, rations, fuel, and other supplies;
- maintain communications with the encircled troops.

695. The escape from encirclement must be completed in an organized manner and must be accompanied by the defeat of the enemy units which are barring the escape and the link-up with friendly troops operating from without. The escape from encirclement of small groups without their equipment is not permissible.

Encircled troops must break through the enemy front and form a common front with the friendly troops operating from without.

696. In organizing a breakout from an encirclement, the corps (division) commander designates:

- the sector (sectors) and the direction of the breakout;
- the missions and the grouping of men and materiel for the breakout, and for the holding of the rest of the front;
- the men and materiel for securing the flanks of the breakout troops and their missions;
- the time and means of breaking out;
- the sectors in which feints will be conducted;
- the measures for ensuring the secrecy and surprise of the breakout;
- the method for evacuation of equipment;
- the method and sequence of withdrawal of the units covering the breakout;
- the organization of control during the breakout and the method of identifying friendly troops operating from without;
- the measures for evacuating the sick and wounded, and for getting out the rear service units and installations.

S-E-C-R-E-T

## S-E-C-R-E-T

697. Reconnaissance must establish the general grouping of enemy troops and the movement of enemy reserves, as well as the disposition of the enemy units in the sector designated for the breakout.

698. The breakout must be made in a sector weakly occupied by the enemy. The blow of the encircled troops for the purpose of breaking through the enemy front must be coordinated with the blow from without and must be directed towards it.

To deceive the enemy and to draw part of his forces away from the direction of the breakout, the troops supporting the breakout from encirclement strike blows in other directions as well. They are delivered prior to or simultaneously with the breakout effort.

It is expedient to conduct the breakout either at night or under conditions of limited visibility. However, the situation may demand that it be conducted during the day.

699. To make the breakout, the corps (division) forms a striking group consisting of no less than half of all the forces and the bulk of the artillery and tanks; it is supported by aviation. A sufficient number of troops are left on the rest of the encirclement front to cover the forces making the breakout. The covering troops have the mission of holding their positions and preventing the enemy from narrowing the encirclement. Strong blocking forces are used to counter enemy efforts to close the break in the encirclement front.

Troops detailed as blocking and covering forces are reinforced by artillery, primarily antitank artillery, and by engineer small units with obstacle-placing equipment, and also are supported by aviation.

Reserves are located in the center of the corps (division) combat formation in readiness to support the covering forces and to develop the success of the breakout.

700. Organic and attached tanks and self-propelled artillery of rifle (cavalry) divisions are used in the first echelon of troops making the breakout.

The mechanized division of the rifle corps is used either in the first echelon or for developing the success of the first echelon to the entire depth of the enemy's combat formation, as well as for widening the breakthrough to the flank (flanks).

701. Artillery in the breakthrough of an encirclement front is used in mass for the uninterrupted support of the troops.

An artillery preparation usually precedes the attack.

702. Aviation, jointly with the artillery, supports the assault and the attack, destroying the enemy on the main direction of the breakout; it prevents the approach of enemy reserves moving up from the depths and flanks to the sector of the breakout; and it protects the breakout sector and the encircled troops from enemy air attacks.

S-E-C-R-E-T

~~S-E-C-R-E-T~~

703. Rear service units and installations are formed into one or two columns and are moved out of the encirclement just behind the troops making the breakout. The use of transportation for the movement of sick and wounded is given first priority.

Part of the general reserve can be detailed to protect the rear service units and installations.

704. The covering forces begin their withdrawal on orders of the commander who organizes the escape from encirclement. They withdraw from line to line, making extensive use of obstacles. Their withdrawal must be supported by artillery fire and air operations. Part of the corps (division) reserves may be moved to an intermediate line to secure the withdrawal of the covering forces.

705. If the enemy succeeds in closing the breach, the troops which have already moved out of the encirclement must be turned around toward the remaining units in the encirclement for an immediate attack on the enemy for the purpose of again breaching his front.

706. The corps (division) commander and his staff, as a rule, move with the striking group during escape from encirclement.

Communications during the battle within the encirclement must insure the control of troops within the encirclement and their coordination with the troops attacking from without.

A particularity in the organization of communications with the encircled troops is the provision to all radios of radio data for communication with the senior commander outside the encirclement.

For coordination of actions and mutual recognition during the breakout from an encirclement, coordination communications are established between the large units (units) making the breakout and those acting as covering forces.

707. Combat within an encirclement and escape from encirclement by a large tank (mechanized) unit which is operating at some distance away from large rifle units is conducted in the same manner as that described for the rifle corps (division).

The breakthrough of the front of encirclement is made in the direction which has the weakest enemy antitank defense and which has terrain permitting the use of tanks.

The bulk of the tanks, motorized infantry, and artillery is included in the composition of the troops of the first echelon who are carrying out the breakout.

The first echelon, with artillery and aviation support, breaks through the front of encirclement by a joint tank and infantry attack.

Covering forces, by fire from place and short counterattacks, hold up the enemy and, upon receipt of permission from the senior commander to withdraw, break contact with the enemy and withdraw to previously designated lines.

~~S-E-C-R-E-T~~

~~S-E-C-R-E-T~~

708. In a breakout from an encirclement by a cavalry corps (division), the troops of the first echelon which make the breakout usually operate dismounted. Horseholders of the dismounted units of the first echelon move behind the reserve so as to hand over the horses to their units in sufficient time for the development of success after the completion of the breakout.

The reserve, depending on the situation, may, with the success of the breakout, also operate mounted for the development of the success of the first echelon.

Units (small units) detailed as covering forces hold up the enemy by fire and counterattacks, keeping their horseholders in immediate proximity and, withdrawing out of the range of enemy small arms fire, they mount up and break contact with the enemy.

~~S-E-C-R-E-T~~

~~S-E-C-R-E-T~~

CHAPTER XII

REGROUPING AND RELIEF OF TROOPS

709. Depending on the circumstances and missions, the regrouping of troops is carried out for the purpose of:

- creating a new grouping of troops for an attack;
- exploiting the success achieved in combat;
- transferring the main effort in the course of an attack to another direction;
- creating an external front in the course of operations for an encirclement;
- reestablishing second echelons and reserves in exchange for those expended in the course of battle;
- changing the density of the defense with the purpose of shifting the efforts to a different direction and organizing counterattacks;
- creating a new grouping of forces during the transition to the defense and for conducting counterattacks during a withdrawal;
- creating a grouping for the purpose of combatting enemy airborne troops;
- creating a grouping for securing combat in an encirclement and escape from encirclement;
- securing the flanks.

All regroupings of forces must be carried out rapidly and secretly.

710. The regrouping of forces can be initiated from the depths toward the front, along the front, or from the front to the rear.

The regrouping of forces from the depths toward the front is accomplished by moving up the second (third) echelons and reserves.

The regrouping of forces along the front is accomplished by displacing the second (third) echelons, reserves, or some of the forces of the first echelon from one sector of the front to another, in conformity with the mission and requirements of the situation.

The regrouping of forces from the front to the rear is carried out by the release of some of the forces of the first echelon, or by the utilization of reserves and second (third) echelons, and also by changing the width of the zones of attack (changing the boundary lines).

711. The regrouping of some of the forces of the first echelon includes:

~~S-E-C-R-E-T~~

~~S-E-C-R-E-T~~

the relief of large units (units), and their withdrawal to the rear to a depth which permits a concealed lateral movement and permits the organization of a lateral march to a new concentration area.

712. Regrouping must be carried out with a minimum disruption of the delivery of supplies to the troops engaged in combat. This is achieved by:

--the designation of separate routes of march for the troops effecting a regrouping;

--the establishment of a specific time for the movement of troops executing a regrouping, and for the supply of everything necessary to the forces engaged in combat;

--the transfer, on the spot, of reserves of supplies from the retiring large units (units) to the newly arriving troops;

--precise regulation of traffic on routes along which the regrouping takes place.

When a regrouping of forces in new concentration areas is necessitated by a sudden change in the situation, the shortest routes are made available for the forces, while their rear service units and installations are moved along different routes to the new concentration areas.

713. To carry out a regrouping, the corps (division) staff works out a plan which provides for:

--the grouping of forces in new concentration areas and their time of arrival in these areas;

--the sequence of regrouping of large units (units), the order and time of movement of reserves and second (third) echelons into new concentration areas, and the order and time of the relief of the troops of the first echelon and the movement of the relieved large units (units) to the new concentration areas;

--routes of march (or zones) for each large unit (unit), methods of movement, the time of clearing initial points and traffic control lines, points where columns will intersect, and the manner of passing difficult places (bridges, stream crossings, defiles);

--the measures for concealing the relief and, in particular, for the preservation of the previous regime of troop activities;

--the concealment of troops on the march and in concentration areas;

--aerial supervision of troop concealment;

--tasks pertaining to the engineer support of the regrouping;

--the organization of antitank and antiaircraft defense and other measures of combat security of the troops during the relief, movement, and in concentration areas;

~~S-E-C-R-E-T~~

~~S-E-C-R-E-T~~

--the organization of communications during the regrouping (on the march and in concentration areas), with the prohibition of radio transmission;

--the organization of a commandant's service;

--the manner of supplying troops on the march and the organization of the rear in the new concentration areas;

--the supervision of the progress of regrouping.

All troop movements and the displacement of their rear service units and installations during a regrouping of forces, as a rule, are accomplished at night.

714. During a regrouping of forces, all troops which are being transported to the front by rail, motor transport, or air, after unloading, proceed to assembly areas and then move to concentration or departure areas.

The concentration of newly arriving large units (units) is, as a rule, accomplished at night under the cover of units engaged in combat.

In cases where a possibility of an enemy attack exists, reinforcement in front of the fighting units, by the detailing of reserves from the composition of the large units (units) which have recently arrived, may be required; these reserves are sent out on threatened directions.

715. During the time of a regrouping and concentration of forces, in order to insure an orderly flow of traffic and also to insure order and concealment, a commandant's service is organized by the corps (division) staff.

The commandant's service is organized in a zone of terrain which includes loading and unloading points; routes of march; control lines and initial lines; and areas of assembly, overnight halts, one-day halts, and concentration.

716. In cases when there exists a necessity to relieve units during a regrouping, the relief is, as a rule, carried out at night, allowing from four to six hours of daylight for relief preparations. The relief must be conducted in such a way as to allow the relieved units to arrive in the assembly areas before daybreak.

The sequence of the relief of the troops depends on the plan of operation, on the activity of the enemy, on the combat efficiency and the state of one's own forces, on the character of the terrain, and on the time allowed for the regrouping.

In a relief, the artillery and those units which require more time for preparing for operations are moved out first. If, during a relief, a possibility of active enemy operations exists, then a part of the relieved troops may be ordered by the senior commander to remain temporarily as a reserve or second echelon, in readiness to repulse enemy attacks.

In order to preserve the stability of combat formations during the relief, the artillery is relieved only after the newly arrived infantry and tanks have carried out the relief and taken up their positions.

~~S-E-C-R-E-T~~



~~S-E-C-R-E-T~~

717. A relief requires careful preparation. An unprepared relief in the defense leads to a temporary weakening of the defense; in an attack, in this respect, forced interruptions will usually arise.

When an order pertaining to a relief has been received, the headquarters of the large units (units) to be relieved and the relieving large units (units) together work out a plan of relief which provides for:

- the times and sequence of relief;
- the distribution of routes of march and communication trenches;
- the order of concentration of troops in departure and assembly areas, and also the order of departure from the same;
- traffic control of troops and the assignment of guides;
- control and communications during the relief;
- the order of displacement of rear service units and installations;
- combat security measures and measures for the concealment of
- the manner and times of joint reconnaissance;
- the manner of taking over and relinquishing zones (sectors) and obstacles (in priority, of mine fields and other mined obstacles);
- the method of handing over communication lines, reserves of supplies, dumps, and armament.

718. In the interests of insuring a relief in the event of an enemy attack, the plan provides for:

- organization of increased observation and security during the relief;
- artillery support;
- strengthening of anti-aircraft defense and other measures of combat security.

Commanders of large units (units) being relieved take every step to prevent an unexpected enemy attack during a relief.

In the event the enemy attacks during a relief, the commander of the large unit (unit) which is being relieved commands the troops, including those who have arrived for the relief. If, however, the commander of the relieving large unit (unit) is the senior, then he commands both his own troops and those being relieved.

719. The staffs of the large and small units which are being relieved transfer to the newly arrived staffs the following data:

~~S-E-C-R-E-T~~

~~S-E-C-R-E-T~~

- information on the enemy;
- information on the grouping of one's own troops;
- information on the organization of the system of fire and the control of same;
- information on the terrain;
- information pertaining to the organization of engineer support and the protection against chemical attacks of the areas being relinquished (with special emphasis on mine fields);
- information pertaining to the organization of control and communications.

720. Before the relief is carried out, the commander of the relieving large unit (unit), with the participation of the commander of the large unit (unit) which is being relieved, organizes reconnaissance in order to study and define in greater detail on the terrain:

- information on the enemy;
- the combat formation and the grouping of weapons of the large units (units) being relieved;
- the sectors of the terrain where the relief will take place and their boundaries in relation to local landmarks;
- the routes of march for the movement of units and small units to the relief sectors and for the movement of relieved units into assembly areas.

The commanders of large units (units), commanders of arms, and specially designated chiefs of services take part in the reconnaissance.

721. The commanders of the relieved and the relieving large units (units) report through channels on the surrender and the acceptance of sectors (zones, lines).

The concluding moment of the relief comes when the commander of the relieving large unit (unit) delivers his report to his immediate superior.

In the defense, a relief is put into official form by a document which is signed by the commanders of the relieved and relieving large units (units).

~~S-E-C-R-E-T~~

S-E-C-R-E-T

## CHAPTER XIII

## TROOP MOVEMENTS

## 1. GENERAL PRINCIPLES

722. Troops carry out a move by a tactical march [pokhodom] (or an administrative march [marshem]), and are transported by rail, water, or air transport.

Movement of troops by tactical (administrative) marches is accomplished on organic and attached transport, combat vehicles, and on foot.

Whatever the method of movement, the troops must arrive at the appointed area in good time and fully prepared for combat.

723. Movement of troops should be carried out, as a rule, at night or under conditions of limited visibility. Regardless of the time and the method of movement, it is necessary to pay particular attention to camouflage, to the organization of antiaircraft and chemical defenses; and, during tactical marches, to the organization of antitank defense.

724. Troops must always be prepared to carry out a move. In order to increase the preparedness of troops for a move, timely warning instructions should be issued.

The purpose of a movement, when there is no possibility of a clash with enemy ground troops, is usually announced en route or upon arrival at the assigned point.

## 2. ORGANIZATION OF A MARCH

725. The organization of a march and the grouping of troops in anticipation of a clash with enemy ground troops conform to the scheme of the impending battle.

If a clash with enemy ground troops during the march is not anticipated, then the columns should be composed of units having the same rate of march.

When making a march, a corps is assigned a zone of movement and a division is assigned either a zone or a route.

726. A corps (division) march formation consists of two or three, and sometimes more, march columns. In exceptional cases, a corps (division) may carry out a march in one march column. The composition and number of march columns is determined by the mission of the corps (division), the situation, and the availability of roads or cross-country routes in the corps (division) zone of movement.

When a corps (division) moves along several routes, divisions (regiments) may move side by side along parallel march routes; or two divisions (two

S-E-C-R-E-T

~~S-E-C-R-E-T~~

regiments) may move along one march route, and one division (regiment) may move abreast of them on another march route.

During a corps (division) movement in a single march column, all divisions (regiments) should follow one after another along a single march route.

In the interests of ease of control, minimum vulnerability to air attack, and speed of deployment from march formations into combat formations, the march columns of the divisions are divided in depth into unit columns, and the latter into echelons.

Distances between columns are determined by the situation and by the ease of movement. In a corps, the distances between divisions may reach 20 kilometers; in a division, the distances between regiments may reach 5 kilometers.

Artillery, tank, and special units, not included in the march columns of divisions (regiments), should move as independent columns along a common or separate march route. In order to protect these columns from attacks by enemy aviation, it is necessary to provide antiaircraft protection.

Rear service units and installations follow after their divisions (regiments) in independent columns.

727. A mechanized division in carrying out a march usually has mechanized regiments at the head of the march columns. The tank regiment and the heavy tank-self-propelled regiment proceed in the main direction behind the mechanized regiments.

During a tactical march, if the situation permits, it is advantageous to move tanks and self-propelled artillery on special transport.

728. Depending upon the state of fatigue of men and horses, and the extent of utilization of vehicles, a march may be normal or forced.

The speed of movement of troops on the march depends upon how much the troops are extended, the condition of the roads, the weather, the time of year, and the time of day.

Average speed of movement by day:

-- infantry moving on foot--4 km. per hour, men with lightened loads--5 km. per hour, and on skis--4 to 5 km. per hour;

-- rifle large units (units) on auto transport--20 to 25 km. per hour;

-- cavalry large units (units)--7 km. per hour;

-- tank and mechanized large units (units)--15 to 25 km. per hour;

-- artillery large units (units), tractor-drawn--12 to 18 km. per hour.

~~S-E-C-R-E-T~~

~~S-E-C-R-E-T~~

Average speed of movement at night:

--infantry movement on foot at night, as a rule, corresponds to the average daylight speed of movement;

--rifle large units (units) on auto transport--15 to 20 km per hour;

--cavalry large units (units)--4 to 5 km per hour;

--tank and mechanized large units (units)--15 km per hour;

--artillery large units (units), tractor-drawn--12 km per hour.

Normal 24-hour movement:

--infantry moving on foot--30 km;

--rifle large units (units) on auto transport--up to 150 km;

--cavalry large units (units)--50 km;

--artillery large units (units), tractor-drawn--60 to 80 km;

--tank and mechanized large units (units)--up to 150 km.

Forced 24-hour movement:

--infantry moving on foot--up to 45 km;

--rifle large units (units) on auto transport--up to 200 km;

--cavalry large units (units)--up to 75 km;

--artillery large units (units), tractor-drawn--up to 100 km;

--tank and mechanized large units (units)--up to 200 km.

729. In order to conserve the strength of the troops and to economize on equipment, short and long halts and one-day halts are assigned.

Short halts are assigned: for infantry moving on foot, 10 minutes after each 50 minutes of movement; for cavalry, 10 minutes after each 1 to 1.5 hours of movement; for rifle large units (units) on auto transport, for tank and mechanized large units (units), and for tractor-drawn artillery, a period of 20 to 30 minutes after each 2 to 3 hours of movement.

The first short halt is assigned: for infantry moving on foot and for cavalry--30 minutes after starting the movement in order to eliminate defects appearing in the adjustment of equipment, uniforms, and harnesses, and in order to inspect materiel; for rifle large units (units) on auto transport, tank and mechanized large units (units), and also for tractor-drawn artillery --after the first hour of movement.

Long halts for all arms are assigned usually at the beginning of the

~~S-E-C-R-E-T~~

~~S-E-C-R-E-T~~

second half of a 24-hour movement, for a period of 2 to 4 hours; long halts are not assigned during night movements.

A one-day halt (24-hour rest period) is assigned for all arms: during normal marches--after 2 to 4 days of march; during forced marches--after 2 to 3 days of march.

Halts and 24-hour rest periods must be spent in areas having favorable conditions for camouflaging troops; thus, halts in populated areas are to be avoided.

730. Movement of columns is regulated by means of phase lines. Phase lines are assigned: for divisions--usually after every 2 to 4 hours of movement; for regiments--after 1 to 2 hours of movement.

The head of each column must cross the phase line at an assigned time.

731. In organizing and carrying out a march, it is necessary to allot time for the troops to sleep and to eat; to check on the observance of water discipline, the feet of the soldiers, the adjustment of equipment, the condition of the horses, and combat supplies and materiel of the various vehicles.

Units larger than a battalion (artillery battalion) or cavalry units larger than a regiment are not permitted to assemble in one place prior to the beginning of a march. Each unit is shown the initial point or line and is given the time for passing it.

732. The troops on the march must observe strictly the established order.

Movement is carried out on the right side of the road. The left side of the road is used for passing and for oncoming traffic. Infantry moving on foot and small saber ~~/cavalry/~~ units may move along the shoulders.

Men moving on foot, tanks, and all types of vehicles should move in their designated places in the march formation.

The passing of one column by another is done with the permission of the corps commander; for a division moving along a separate march route--with the permission of the division commander.

733. Defiles, bridges, and river crossings are to be negotiated without delay. For each river (bridge, defile) crossing, at points where march routes of columns intersect, and when one column must be passed by other columns, as directed by the senior commander, a commandant's service is appointed, which establishes the sequence of passage of units. As directed by the corps (division) commander, repair-evacuation equipment is sent to river crossing points.

The protection of troops from enemy air attacks and the provision for chemical defense at defiles, bridges, and river crossings must be anticipated ahead of time.

~~S-E-C-R-E-T~~

~~S-E-C-R-E-T~~

3. SUPPORT OF A MARCH AND MARCH SECURITY

734. Troops on the march are protected by march security.

The missions of march security are:

--to protect the troops being secured from surprise attacks by enemy ground troops and, by active operations, to insure our troops the most favorable conditions for deployment and movement into combat;

--to give timely warnings concerning threats of air, tank, and chemical attack;

--not to permit enemy reconnaissance to penetrate the zone of movement of the troops being secured.

735. Troops during movement to the front are secured:

--by advance guards protecting the front;

--by flank detachments or by flank march outposts [zastava] protecting the flanks;

--by rear detachments or by rear march outposts protecting the rear;

--by local security.

The strength and composition of the advance guard, of flank and rear detachments, and also of march outposts are dictated by: the mission, the likelihood of a clash with the enemy, the size of the column being secured, the time needed to deploy the column, and the condition of the terrain.

736. During the movement of a division along several march routes, every regiment which proceeds along a separate march route sends out a reinforced battalion as its advance guard (in the cavalry--a reinforced troop is sent out as the leading detachment).

When the division is moving in one column it is secured by a single, general advance guard, usually consisting of a reinforced regiment.

Regiments, moving in the column of the main body of the division, send out only local security.

A division which is moving along the march route behind another division of the corps sends out march security just as in moving in an independent column along a separate march route.

The distance of the head of the column of the main body from the tail of the advance guard depends upon the situation, and, on the average, is as follows:

--for rifle large units moving on foot and for cavalry large units-- up to 6 km;

~~S-E-C-R-E-T~~

~~S-E-C-R-E-T~~

--for rifle large units on auto transport, and also for tank and mechanized large units--up to 12 km.

Flank detachments or flank march outposts are sent out to a distance of up to 3 km.

Rear detachments or rear march outposts, depending upon their composition, follow at a distance of up to 3 km from the tail of the column.

737. Troops during movement from the front lines to the rear are protected by:

--rear guards on the side of the enemy;

--flank detachments or flank march outposts on the flanks;

--leading detachments or leading march outposts ahead along the route of movement;

--local security.

The strength, composition, and mission of the rear guards are designated by the corps (division) commander in accordance with the situation.

The rear guard for the division is usually composed of a regiment reinforced with artillery, tanks, self-propelled artillery, small units of engineers, flamethrower-incendiary equipment, and smoke equipment.

The distance of the rear guard from the tail of the column of the main body depends upon the situation and may reach 10 km.

Leading detachments (leading march outposts), sent out ahead along the route of movement, move at a distance of up to 5 km from the head of the column.

738. Troops in a flank march are secured by:

--flank advance guards or flank detachments (march outposts) on the threatened flank;

--leading detachments (advance guards) or leading march outposts ahead of the movement;

--rear detachments (rear guards) or rear march outposts in the rear;

--local security.

The strength, composition, and distance of flank advance guards, detachments, and outposts depend upon the distance to the enemy and the character of his operations, the size of the column being secured, and the availability of roads for movement.

The flank advance guard (flank detachment, flank march outpost) proceeds parallel to the movement of the main body; depending upon the situation, it

~~S-E-C-R-E-T~~



~~S-E-C-R-E-T~~

may stop to occupy a designated terrain line (point) and hold it until a designated time. In such a case, when it is necessary to replace it, a new flank advance guard (flank detachment, flank march outpost) is detailed.

739. Units (small units) assigned to march security are reinforced with artillery, tanks, self-propelled artillery, and small units of engineers and chemical defense troops.

740. In executing a march in anticipation of a possible clash with the enemy, forward detachments are sent out to seize favorable terrain features, and for the defense of road junctions, defiles, bridges, and river crossings.

741. When the column stops for a long halt, the march security stops on favorable terrain features and continues to secure the column.

During an overnight stop or a one-day halt (24-hour rest) the march security becomes the outpost security or is replaced by a newly assigned outpost security.

742. Antiaircraft defense of troops on a march is organized according to the corps (division) plan. The plan provides for:

- the organization of air observation, warning, and communication;
- the distribution of antiaircraft troops and equipment to cover troops on the march, the manner of their movement, and coordination with fighter aviation;
- the camouflage measures and the utilization of routes concealed from air observation;
- the protection of troops from enemy air strikes while crossing defiles, bridges, and river crossings;
- the actions of the troops in the event of an enemy air attack.

743. Posts of air observation, warning, and communication move with the units and small units of march security. Some of the posts may be moved out ahead of time to designated points for observation under the cover of reconnaissance. Air observation is also organized within the march columns. Radar stations are employed according to the antiaircraft defense plan, and assure the early warning of troops concerning the approach of enemy aircraft.

Division antiaircraft artillery is employed in the zone of movement or on the march route of its division.

Corps and attached antiaircraft artillery is employed to cover the main body of the corps.

Medium caliber antiaircraft artillery covering troops in a tactical march is moved by the leap-frog method, and covers simultaneously several columns moving along parallel march routes; small caliber antiaircraft artillery and antiaircraft machine guns move in the columns and, with the appearance of enemy planes, conduct fire during brief halts by the roadside.

~~S-E-C-R-E-T~~

~~S-E-C-R-E-T~~

For antiaircraft defense of troops while crossing defiles, bridges, and river crossings and when passing through large centers of population, it is necessary to send forward ahead of time part of the antiaircraft artillery, under cover of the march security.

Upon the signal for an air alarm, all antiaircraft weapons are prepared for combat. Columns disperse and, depending upon the situation, continue the movement or stop; utilizing the terrain, they repulse the attacks of the enemy aircraft.

744. Protecting troops on the march with fighter aviation is accomplished as per instructions of the senior commander.

The corps (division) commander is informed as to when, in what areas (or in what sectors), and in what manner fighter aviation will protect the corps (division).

Coordination of fighter aviation with the troops being protected is assured by dispatching representatives from the large air units, with means of communication, to the headquarters of ground large units.

745. Antitank defense of troops on the march is assured by:

- carefully organized observation and the warning of the appearance of enemy tanks;
- the distribution of artillery, including antitank artillery, among the march columns;
- the presence of antitank artillery in the security units;
- the timely employment of antitank means, including engineer obstacles.

The artillery-antitank reserve of the corps (division) commander moves on the main direction.

746. When organizing antichemical defense for troops on the march it is necessary to provide for:

- the organization of chemical reconnaissance, observation, and warning;
- the protection of the troops with means of antichemical defense and of decontamination;
- measures for the decontamination of the terrain, weapons, materiel, clothing, and equipment.

747. Engineer support of the march includes:

- the reconnaissance of roads, defiles, bridges, river crossings, halting areas, over-night bivouac areas, one-day rest areas, and water sources;

~~S-E-C-R-E-T~~

~~S-E-C-R-E-T~~

- the preparation of water sources and water supply points;
- the clearing of roads, halting areas, over night bivouacs, and one-day rest areas;
- the staking out of march routes and preparing cross-country routes;
- the repair and strengthening of bridges and roads before and after the passage of tanks and artillery;
- the repair and construction of crossings and detours;
- the dispatch of small engineer units to repair nearly impassable sections of roads so that troops may pass;
- the preparation of shelters along the routes, and at locations for over-night halts and one-day halts;
- the camouflage of troops on the march.

748. When he receives the orders of the senior commander, the corps (division) commander organizes reconnaissance, issues preliminary instructions regarding the preparation of the troops, and makes a decision concerning the organization of the march. The corps (division) staff, on the basis of the decision of the corps (division) commander, works out an order and a plan of march on a map, and organizes the commandant's service in the zone of advance of the corps.

749. The corps (division) commander, organizing the march, has responsibility for:

- considering the distance of the enemy ground forces and the probability of a clash with them;
- determining the length of the movement and the time needed to complete the march;
- evaluating the zone and routes of advance from the viewpoint of a possible attack by enemy tanks and aviation;
- determining the number and the composition of the forward detachments and the detachments insuring the movement;
- determining the composition of the columns and the composition and missions of the march security;
- selecting the routes or zones of advance for every large unit (unit) and organizing reconnaissance of roads and cross-country routes of march;
- selecting initial lines (points) of departure, phase lines, and the time of clearing them;
- selecting sites for long halts as well as rest areas (over night bivouac areas)
- organizing antiaircraft and antitank defense and taking other measures for combat security;

~~S-E-C-R-E-T~~

~~S-E-C-R-E-T~~

- taking measures for the repair of roads, bridges, river crossings, for the removal of obstacles, and for laying out cross-country routes of march;
- planning the organization of control and communications on the march;
- prescribing the method of issuance of warning instructions.

750. For a night march, the routes of movement must be reconnoitered before nightfall; a commandant's service must be set up; roads, bridges, and river crossings repaired; and cross-country routes prepared.

Prior to a night march, troops must be given sufficient time during the day for food and rest.

During a night march, troops move more closely together; distances are shortened; and measures for the observance of sound and light discipline are increased. Tanks and all vehicles proceed with extinguished or dimmed lights. The distance of the march security is shortened, and local security is strengthened.

The movement of the head of the column terminates at such a time that the units in the rear have enough time to move up to the halting places and be under concealment before daybreak.

751. A march in a forest is insured by intensive reconnaissance and by all-around security in each column. The phase lines for the columns are designated more frequently. Control posts are placed at all crossroads and road junctions. The distances between columns are shortened.

All roads, lanes, and trails are thoroughly reconnoitered in the zone of advance. The most important lateral roads and lanes, extending from the flanks to the main march routes of the columns, are covered by reinforced stationary security, which joins the tail of the column after it has passed.

752. A winter march requires the preparation of roads and the taking of measures to prevent frostbite among personnel. Tracked and wheeled vehicles are also provided with special attachments to improve their performance.

To shorten the length of the columns, small units on skis move along the sides of the roads. Small reconnaissance units and flank march security are sent out on skis when the snow is deep.

Long halts usually are not designated during periods of severe cold.

A march must terminate in the woods or in areas which are protected from the wind and which can provide fuel.

753. The profile of the route is taken into consideration in marches in mountains.

Distances, measured from the map, must be increased, depending on the relief of the area through which the route of march extends.

The speed of the movement of the troops is decreased considerably in the course of going up and down hills and in crossing mountain passes.

The distances between regimental columns are regulated according to time (up

~~S-E-C-R-E-T~~

~~S-E-C-R-E-T~~

to 15 minutes of movement).

When moving uphill and downhill, the distances between vehicles are increased up to 50 to 100 meters.

In mountain passes and on narrow roads, only one-way movement takes place and principally during the daylight hours.

Control of traffic along the hilly sections of the roads is increased. Additional traffic control posts, equipped with telephones, are stationed in narrow places and in mountain passes.

Vehicular columns pass through the mountain passes successively, one behind the other.

Forward detachments are sent out to forestall the enemy in seizing mountain passes, exits from canyons, and road centers.

Special significance is given to the security of flanks during a mountain march. Stationary flank security is sent out for this purpose; it occupies positions on commanding heights and in the mountain passages. After the entire column has passed through, it joins the tail of the column.

Long halts are taken on favorable lines, before an ascent, and near water sources.

During these halts, the troops take cover along the road and outside inhabited points.

754. In organizing a march in the desert or in the steppes, special attention is given to antiaircraft defense.

The length of marches usually depends on the availability of sources of water and the fuel supply /for heating/ along the route, or on the possibility of setting up water supply points and procuring fuel.

755. On the march the basic means of communication are mobile means of communication, airplanes, and liaison officers.

Wire communication is set up on permanent lines or on lines specifically constructed for this purpose along the axis of displacement of the corp (division) headquarters.

On the march, radios operate on a listening watch, and are used to transmit radio signals according to a prearranged table.

The corps commander and his staff move from one point to another within the zone of advance of the main body.

The division commander and his staff usually travel at the head of the column of the main body of the division.

756. When a march is organized, all transportable reserves of supplies are replenished to /established/ norms.

During the execution of the march, the replenishing of transportable reserves of supplies takes place, as a rule, in the area of the night halt or

~~S-E-C-R-E-T~~

S-E-C-R-E-T

one-day halt, by means of the transfer of the necessary loads from the division transports to the regimental transports. The points and time of transfer of these loads are established by the division chief of the rear.

The replenishment of the transportable reserves of supplies in the division transports is carried out by the army transport, which brings up the necessary loads. The points and time of transfer of loads from the army transport to division transport are determined by the army chief of the rear.

#### 4. ORGANIZATION OF TROOP MOVEMENTS.

757. Loading (unloading) stations (piers) or areas are assigned for the loading (unloading) of troops when they are transported by rail (by water). Each area includes several stations (piers).

The regiment, as a rule, is loaded on (unloaded) at one station (pier).

The troops are disposed in marshalling areas [rayon ozhidaniya] prior to loading; after they are unloaded, they are placed in assembly areas.

The distance of the marshalling areas and the assembly areas from the station (pier) is determined by the conditions of the terrain and the condition of the roads. Usually, they are set up no farther than 10 kilometers away.

758. The staff of the large unit (unit) must constantly have prepared lists of troop echelons and trains, adjusting them in accordance with changes in the combat composition of the large unit (unit).

After he receives the movement order, the chief of staff immediately sends his representative with a list of echelons to the military commandant of the railroad sector (station, pier) so as to get the latter's ideas on the order of loading the troops of the corps (division).

759. After receiving a movement order, the corps (division) commander makes a decision for the organization of the march to the marshalling areas and for the movement, in which he is responsible for anticipating the following:

- the distribution of loading stations (piers) among the large units (units);
- troop marshalling areas before loading;
- the tasks for engineer preparation of marshalling areas, as well as roads leading to them and to the loading stations (piers);
- the manner of organization of antiaircraft defense and other measures of combat security;
- the system for supplying materiel, medical support, and food to the troops enroute;
- the measures for safeguarding military secrets.

S-E-C-R-E-T

~~S-E-C-R-E-T~~

760. The corps (division) staff, on the basis of the decision of the corps (division) commander, must:

- work out the march orders and the march graph skhema of the corps (division) in the marshaling areas, the movement orders, and the loading plan;
- work out measures for antiaircraft defense, camouflage, and other types of combat security;
- organize the reconnaissance of the loading area;
- organize control during loading and unloading;
- organize the commandant's service in the loading and unloading areas;
- organize supervision of the implementation of orders;
- send a group of officers from the headquarters of large units (units) with the first troop echelon for the reconnaissance of unloading and assembly areas, and for the supervision of the unloading of the troops.

761. Loading and unloading must be accomplished secretly within the prescribed limits of time, and by quickly clearing the station (pier) area of cargo and by moving the troops to the designated assembly area.

762. The calculation of the needs for the movement of a corps (division) by water transport is prepared by the office of the chief of troop movements for the waterway, and is based upon a request submitted by the corps (division) staff.

Ships for the movement of troops are selected by taking into account:

- the capacity for accommodating the large unit to be moved, the over-all dimensions of the armament, transport, and equipment designated for loading;
- the existence of cargo booms on the ships and their hoisting capacity;
- the draught of the selected ships, which affects their capability to move up to loading and unloading piers;

The number of piers assigned for loading (unloading) depends upon their size and how well the piers are equipped for loading (unloading).

763. A corps (division), if necessary, may be transported by the combined means of rail, water, and motor transport, and by air. In this connection, tanks, tractor-drawn artillery, tractors, and heavy loads are usually transported by railroad.

In planning the movement of a corps (division) by combined means, it is necessary to endeavor to have the troops arrive simultaneously, if possible, at the designated points.

764. From the moment of arrival at the loading (unloading) station (pier), the troops being transported follow the instructions of the local organs of military communications relative to the order of loading (unloading), the movement, and observance of the rules of conduct en route.

765. In organizing and planning the transport of troops by air, the corps

~~S-E-C-R-E-T~~

~~S-E-C-R-E-T~~

(division) commander is required:

- to determine, together with the staff of the air large unit, the order of transporting the troops in accordance with the assigned mission, and to prepare a list of the troops to be carried in aircraft (gliders) and in the flight echelons;
- to determine the marshalling areas, and the sequence and times for assembling troops in them prior to loading (after unloading);
- to plan measures for the antiaircraft defense and camouflage of troops.

766. When there is sufficient time, the large unit (unit) designated for transport by air conducts preparatory training in loading and unloading troops from aircraft (gliders); in loading and unloading supplies, weapons, motor transport, and cargoes; and conducts instruction relative to the conduct of personnel in aircraft (gliders) in flight.

767. From the moment of the arrival of the troops at the airfields for loading and prior to their unloading in a designated area, the troops which are being transported are under the instructions of the senior air officer who is conducting the air movement, with respect to the manner of loading (unloading), movement, and conduct at the airfields. This commander is responsible for protecting the troops being transported from enemy air attack in the marshalling areas, during loading, while in flight, and in the unloading areas.

768. The senior air officer conducting the movement by air of the corps (division) troops must:

- allot air large units (units) for the movement of large units (units);
- allot airfields and landing strips for loading and unloading the troops being transported;
- organize the antiaircraft defense of the loading and unloading airfields by means of fighter aviation and antiaircraft artillery;
- utilize fighter aviation to provide cover for the echelons in flight;
- stipulate the communications to be used with the loading and unloading airfields, and also with the flight echelons from the ground and between echelons in flight;
- insure that the antiaircraft artillery and fighter aviation distributed along the routes of flight receive warning of the flight echelons.

769. The staff of the senior air officer carrying out the movement of the troops by air, on the basis of the decision taken, prepares an order, a coordination planning table, measures for combat and special support, and measures for the organization of control and communications.

770. Troops transported by rail and water are supported by transportable reserves of supplies of all types, and also by supplies of food and forage, in quantities determined by the senior commander, for use en route and on landing.

In the transport of troops by air, only transportable supplies in quantities established by the senior officer organizing the movement are moved with them.

~~S-E-C-R-E-T~~



~~S-E-C-R-E-T~~

CHAPTER XIV

THE DISPOSITION OF TROOPS AT A HALT AND THE  
ORGANIZATION OF SECURITY

771. Troops at a halt, according to the situation, are disposed:

- outside inhabited localities (in bivouacs);
- in inhabited localities (in billets);
- in a combined manner (billet-bivouac).

772. It is most convenient to locate troops outside inhabited localities in forest, brush, and in folds of the terrain. For protection from inclement weather, huts and dugouts are constructed; for protection against air attacks, slit trenches are dug for personnel, and shelters are constructed for vehicles and horses.

773. The disposition of troops in inhabited localities and in a combined manner is usually employed under severe winter conditions, as well as under conditions of protracted bad weather, if there is insufficient time for the preparation of cover outside inhabited localities, or where there are inhabited localities not occupied by the local inhabitants.

774. The area of troop dispositions must insure:

- the concealment of the troops from enemy ground and air observation;
- the possibility of quick assembly during an alert, of deployment in battle order, and of entrance into combat;
- convenient conditions for the location of troops and their rest;
- favorable conditions from medical and veterinary points of view;
- the existence of an adequate number of water sources, roads, and access routes suitable for the movement of transport.

Timely reconnaissance is organized by the corps (division) staff for the purpose of selecting the area of troop dispositions.

775. To insure the troops the best conditions of disposition for halt, it is necessary to:

- indicate ahead of time the areas of troop dispositions;
- dispose the troops in such a way that superfluous movements will be prevented at the beginning of the march;
- avoid moving troops already disposed for a halt.

Troops disposed for a halt must maintain strictly their camouflage against enemy air and ground observation, keep military secrets, and maintain constant combat readiness.

~~S-E-C-R-E-T~~

S-E-C-R-E-T

776. Quartering personnel are sent out ahead of time for the purpose of allocating the designated area of troop dispositions among units (small units). One of these quartering individuals is designated as the senior officer.

The quartering party includes political workers, representatives of the medical and veterinary services, chemical warfare personnel, and sappers.

The senior quartering officer, upon arrival in the selected area, must fulfill the following:

--allocate among the units (small units) the area designated for their disposition;

--examine the state of the area from the medical and veterinary points of view, find out the existence and quality of water, allocate water sources among the units, and provide for their security;

--select sites for headquarters, signal centers, medical-sanitary, and other installations.

777. Quartering personnel meet their units (small units) at the approaches to the area of disposition and take them to their locations.

It is prohibited to make inscriptions on houses or to post signs indicating names of units (small units), their numbering, and also the family names of the unit commanders.

778. Prior to making troop dispositions in an area cleared of the enemy, a very careful search of the area must be made for the following purposes:

--to flush out individual soldiers and small enemy groups;

--to detect mines and render them harmless, especially mines of the delayed action type;

--to identify contaminated sectors of terrain and terrain features;

--to determine whether water is suitable for use and also the suitability for use of food and forage remaining after the departure of the enemy.

779. Troops disposed at a halt organize outpost security.

Outpost security [storozhevoye okhraneniye] has the following tasks:

--to safeguard the protected troops from a surprise attack by enemy ground forces;

--to give timely warning to the troops about air, tank, or chemical danger;

--to conduct reconnaissance in the security zone;

--to prevent enemy reconnaissance from penetrating into the dispositions of the troops which are being secured.

In case of an enemy attack, outpost security must hold the enemy until the troops being secured are ready for combat.

S-E-C-R-E-T

S-E-C-R-E-T

780. It is necessary, in disposing troops at a halt, immediately to establish local security, to designate an alert unit (small unit), to organize antiaircraft and antitank defense, to take other measures for combat support of the troops, and also to organize the commandant's service.

781. Field sentinels [polevyye karauly] and outguards are set up, and patrolling is organized for the local security of the troops.

The strength and the composition of the alert unit (small unit) depends on the distance of the enemy, the size of the locality or area occupied by the troops, the composition of the troops, and the attitude of the local population toward them.

The commander of the alert unit (small unit) makes a reconnaissance of the area for the defense of which he is responsible and prepares a plan of operations for the alert unit.

The alert unit (small unit), for the purpose of supporting maneuver and combat against enemy airborne landings, must be composed of motorized infantry (cavalry) or of motorcycle units (small units) and be reinforced by artillery, tanks, and small units of engineer troops.

If the alert unit (small unit), for any reason, leaves the area of troop deployment, a new alert unit is designated at once.

782. Outpost security must be all-around. It embraces all roads and approaches along which enemy units might approach the area of disposition of the troops being secured. Particular attention in this respect is given to the organization of antitank defense.

783. A division deployed at a halt sends out for its own security:

--along important directions -- outposts, each up to a reinforced battalion, and in the cavalry -- one or two reinforced troops;

--along directions of secondary importance -- separate outposts, each varying in strength from a reinforced platoon up to a reinforced company (troop).

The number of outposts [storozhevykh otryadov] and separate outposts [otdelnykh storozhevykh zastavoy] being established is determined each time by:

--the distance from the enemy;

--the time necessary for the deployment of the division;

--the importance of the direction being secured;

--the nature of the terrain and conditions of observation.

784. Outpost security must be placed at such a distance from the troops being secured as to safeguard them from mortar fire, to deprive the enemy of the possibility of conducting ground-observed artillery fire, to succeed in warning the troops in time of a tank or chemical threat, and to secure through their actions the deployment of the troops into a combat formation.

S-E-C-R-E-T

S-E-C-R-E-T

The line of separate outposts, depending upon conditions of observation and the nature of the terrain, must be at an average distance of from 4 to 6 kilometers from the troops under protection, and must lie along a line which is favorable for putting up a defense. This line must be covered by antitank obstacles and must afford a good field of observation in the direction of the enemy.

785. Security zones are usually indicated for outposts and separate outposts. Their normal width is as follows:

- for outposts of the strength of a reinforced battalion (two reinforced troops) -- up to 5 kilometers;
- for a separate outpost of the strength of a reinforced company -- up to 3 kilometers;
- for a separate outpost of the strength of a reinforced platoon -- up to 1.5 kilometers.

786. In the case of a combat alarm, the assembly of units is carried out in the order indicated by the senior commander. Assembly areas are, as a rule, designated in covered places outside inhabited localities.

787. During the disposition of troops at a halt after a march, march security becomes outpost security, or is replaced by newly assigned outpost security.

As soon as the troops begin to move again, outpost security remains in place until the march security units pass the lines of outposts. Once this is done, outpost security ceases and joins the tail of the column of the main forces or its own units.

788. During the disposition of troops in the mountains, it is necessary to consider the following:

- the local climatic conditions;
- the nature and configuration of the terrain;
- the suitability of camouflage for the troops from enemy air and ground observation;
- the suitability of disposing and deploying the troops in case of enemy attack;
- the presence of water and fuel [for heating].

Outpost security is sent out for the occupation of commanding heights and mountain passages.

789. In deserts and steppes, troops are disposed in bivouacs at wells and in oases.

Reconnaissance and security are dispatched in all directions.

Special attention is given to camouflage, and to the economical expenditure of water and fuel [for heating], as well as to the protection of wells (water tanks). Water distribution to small units is done according to established norms. Teams are dispatched for the collection of fuel.

S-E-C-R-E-T

~~S-E-C-R-E-T~~

[REDACTED]

790. For the disposition of troops at a halt, the corps (division) commander issues an order which includes the following:

- information concerning the enemy;
- the areas of disposition of large units and units;
- the method of operations of the troops in case of a sudden attack by the enemy;
- the composition and missions of the outpost security, and from which large unit (unit) it is sent out;
- reconnaissance missions;
- the measures for antiaircraft and antitank defense and other measures of combat security;
- the assembly areas of large units (units) in case of an alarm, and the order of moving to them;
- the peculiarities of the organization of local security, the strength and composition of alert units (small units) and their tasks;
- special measures for the insurance of combat readiness and for the maintenance of order and safety in the areas of troop disposition.

791. The commander of the large unit (unit) from which the outpost security is dispatched, issues orders to the outpost (separate outpost) commander, in which the following are specified:

- information regarding the enemy;
- the composition and missions of the outpost (separate outpost), the zone of security, the line of outposts, the time when such outpost security is to be established, the defense line in case of enemy attack, and the line to which security must conduct reconnaissance;
- the missions of the outpost security of adjacent large units (units) and boundaries with them, the alert unit (small unit) missions and location, and information regarding reconnaissance which has been sent out;
- the area of disposition of the troops being secured which is closest to the outpost security, and the place to which to send reports.

Moreover, he informs the outpost (separate outpost) commander of the challenge and password and issues instructions as to communications, the time of rendering periodic reports, measures concerning antiaircraft and antitank defense, other measures for combat security, and the method of passing friendly reconnaissance through the zone of outpost security.

~~S-E-C-R-E-T~~

S-E-C-R-E-T

## TABLE OF CONTENTS

	Page
Chapter I. Principles of Combined Arms Combat. . . . .	4
Chapter II. Services, Their Characteristics and Combat Employment. . . . .	12
1. Ground Forces. . . . .	12
2. Air Forces. . . . .	16
3. Naval Forces. . . . .	19
4. Air-borne Troops. . . . .	20
Chapter III. Troop Control. . . . .	22
1. Principles of Organizing Control. . . . .	22
2. Principles of Organizing Coordination. . . . .	29
3. Principles of Organizing Communications. . . . .	33
Chapter IV. Political Work under Combat Conditions. . . . .	38
1. General Principles. . . . .	38
2. Political Work under Various Conditions during Com- bat Operations of Troops. . . . .	41
Chapter V. Combat Security of Troops. . . . .	47
1. Reconnaissance [ <u>Razvedka</u> ]. . . . .	47
2. Security. . . . .	51
3. Antitank Defense. . . . .	52
4. Antiaircraft Defense. . . . .	53
5. Combat against Air-borne Landings. . . . .	54
6. Antichemical Defense. . . . .	55
7. Security of Boundaries and Flanks. . . . .	57
8. Concealment. . . . .	57
Chapter VI. Organization of the Troop Rear and Material Support of the Troops. . . . .	59
1. General Principles. . . . .	59


S-E-C-R-E-T

S-E-C-R-E-T



	Page
2. Material Support of Troops. . . . .	60
3. Organization of Supply. . . . .	62
4. Medical Support . . . . .	62
5. Repair and Evacuation of Motor Vehicles, Arma- ment, and Equipment . . . . .	63
6. Veterinary Support. . . . .	63
7. Evacuation of Prisoners-of-War. . . . .	64
8. Security and Defense of the Troop Rear. . . . .	64
9. Control of the Troop Rear . . . . .	65
Chapter VII. Offensive Combat . . . . .	68
1. Principles of Offensive Combat. . . . .	68
2. Organization of Offensive Combat. . . . .	71
3. Troop Occupation of the Departure Position for the Attack. . . . .	92
4. Conduct of Offensive Combat . . . . .	94
5. Peculiarities of the Attack by the Mechanized and Tank Divisions of the Mobile Group. . . . .	101
6. Peculiarities of the Attack by Large Cavalry Units. . . . .	104
7. Conduct of a Meeting Engagement with Deployment from the March. . . . .	105
8. Surmounting the Enemy's Security Zone . . . . .	111
9. Encirclement and Annihilation of the Encircled Enemy. . . . .	112
10. Peculiarities of an Attack on an Enemy Who Has Hurriedly Taken Up the Defense. . . . .	115
11. Breakthrough of a Fortified Area. . . . .	116
12. Offensive Combat in a City. . . . .	121
13. Forcing a River. . . . .	124
14. Joint Corps (Division) Offensive Operations with Large Units (Ships) of the Navy. . . . .	131
15. Peculiarities of Attack in Forests. . . . .	140

S-E-C-R-E-T



~~S-E-C-R-E-T~~



	Page
16. Peculiarities of Attack in Winter. . . . .	142
17. Peculiarities of Attack in Mountainous-Wooded Terrain . . . . .	144
18. Peculiarities of Attack in Deserts and Steppes. . . . .	148
19. Peculiarities of Attack at Night. . . . .	150
Chapter VIII. Pursuit. . . . .	153
Chapter IX. Defense . . . . .	157
1. Principles of Defense . . . . .	157
2. The Organization of Defense . . . . .	165
3. Conduct of Defensive Combat . . . . .	180
4. Peculiarities of Defense on a Wide Front. . . . .	182
5. Peculiarities of the Organization of Defense by Mechanized and Tank Divisions not Components of a Rifle Corps. . . . .	184
6. Peculiarities of the Organization of Defense by Cavalry Large Units . . . . .	185
7. Defense of a Large City . . . . .	186
8. Defense of a River. . . . .	189
9. Defense of a Seacoast . . . . .	191
10. Peculiarities of Defense in a Forest. . . . .	194
11. Peculiarities of Defense in Winter. . . . .	195
12. Peculiarities of Defense in Mountainous-Wooded Terrain. . . . .	197
13. Peculiarities of Defense in Deserts and Steppes . . . . .	199
14. Peculiarities of Defense at Night. . . . .	200
Chapter X. Withdrawal. . . . .	202
Chapter XI. Combat in Encirclement and Escape from Encirclement. . . . .	208
Chapter XII. Regrouping and Relief of Troops. . . . .	217

~~S-E-C-R-E-T~~






~~S-E-C-R-E-T~~



	Page
Chapter XIII. Troop Movements . . . . .	222
1. General Principles . . . . .	222
2. Organization of a March, . . . . .	222
3. Support of a March and March Security. . . . .	226
4. Organization of Troop Movements. . . . .	233
Chapter XIV. Disposition of Troops at a Halt and the Organization of Security. . . . .	236

~~S-E-C-R-E-T~~



~~S-E-C-R-E-T~~

Under the supervision of Major General V.A. Nebuchinov  
and Colonel S. G. Yefarov

---

G-10202. Sent to press on 12 February 1949. No. of copies - 2700.  
Magnitude - 12 3/4 printer's norms. Order No. 1.

~~S-E-C-R-E-T~~