



L-Università
ta' Malta



Wikidata

Maltese Wikipedia Editing

Dr Marc Tanti

1



Wikidata

- [Wikidata](#) is an open database of items and their properties.
 - For example: Malta *instance of* country
- It is meant to be used by both humans and programs.
- It creates connections between different things in Wikimedia.
 - For example, equivalent Wikipedia articles in different languages.
- All the data (except images) is CC0 (can be used without giving credit).



[source](#)

Items

Malta (Q233)

sovereign state in Southern Europe situated on an archipelago in the Mediterranean Sea

Republic of Malta | | MLT | MT

▼ In more languages

Language	Label	Description	Also known as
English	Malta	sovereign state in Southern Europe situated on an archipelago in the Mediterranean Sea	Republic of Malta MLT MT
Italian	Malta	stato insulare europeo nel Mediterraneo	Repubblica di Malta
Maltese	Malta	stat sovrani fl-Ewropa tan-Nofsinhar; arċipelagu fil-Baħar Mediterran	Repubblika ta' Malta

All entered languages

Every item has a unique code (Q-code) that is used to link to the item: <https://www.wikidata.org/wiki/Q233>

The Q-code is associated with a label in every language as well as descriptions and several aliases in every language (people need to enter them in the language).

English Mtanti 4 Talk Preferences

Read View history Search Wikidata

The language of the information shown at the top depends on the language of your choice.

Properties and values

Apart from labels, items also come with a lot of statements consisting of a property with multiple values.

The screenshot shows a 'Statements' interface with a list of properties and their values. The 'instance of' property is highlighted in blue, and the 'sovereign state' property is highlighted in green. The 'start time' value '1964' is also highlighted in green. Red arrows point from the text annotations to these elements.

Property	Value	References	Actions
instance of			
sovereign state	1964	0 references	edit, add reference
island country		0 references	edit, add reference
unitary state		0 references	edit, add reference
country		0 references	edit, add reference
Mediterranean country		0 references	edit, add reference

Each value can have a qualifier to give further information.

References can be used to say where the information was taken from.

Properties and values (2)

- Properties have their own unique P-code whose label can be in multiple languages (you only see the language of your choice).
- Values are usually another Wikidata item with another Q-code (unless it's a number, image, or text).
- This lets you click on the property or value to get more information about it.

The screenshot illustrates the Wikidata interface for a statement. At the top left, a box titled "Statements" shows a statement: "instance of" (property) followed by "sovereign state" (value). A red arrow points from the "instance of" property to a detailed view of the property "instance of (P31)". Another red arrow points from the "sovereign state" value to a detailed view of the value "sovereign state (Q3624078)".

Statements

instance of  [sovereign state](#)

instance of (P31)

that class of which this subject is a particular example and member; different from P279 (subclass of); for example: K2 is an instance of mountain  [edit](#)

volcano is a subclass of mountain (and an instance of volcanic landform)

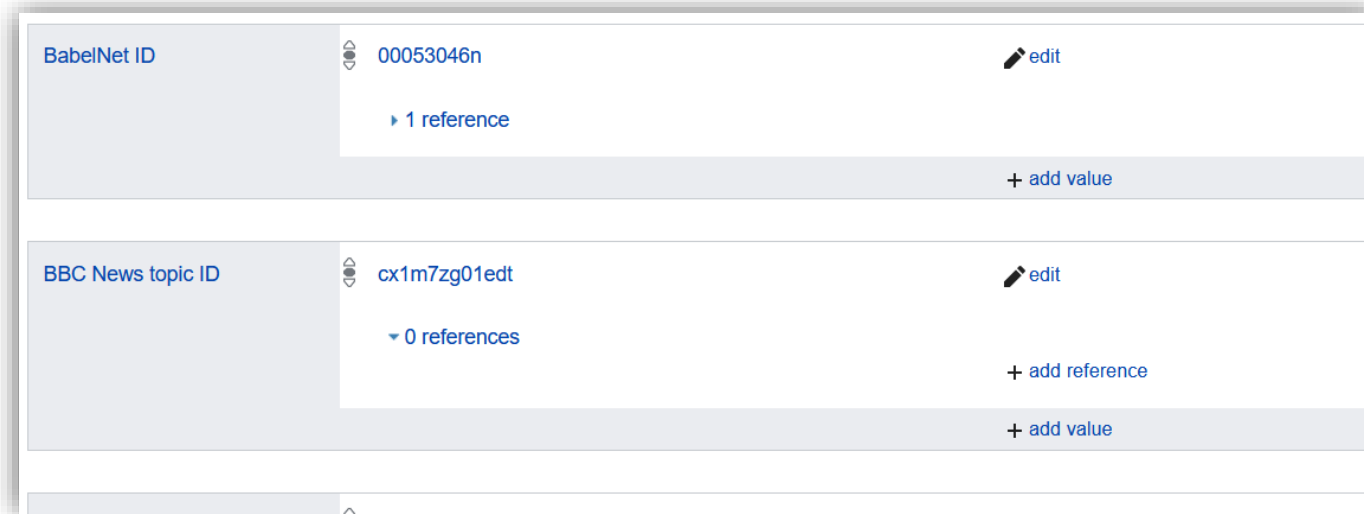
is a | is an | unique individual of | unitary element of class | rdf:type | type | ∈ | example of

sovereign state (Q3624078)

state that has the highest authority over a territory  [edit](#)

Identifiers

- A Wikidata item can also have identifiers, which are references to the same item in external databases.
 - BBC News topic ID
 - Encyclopædia Britannica Online ID
 - Quora topic ID



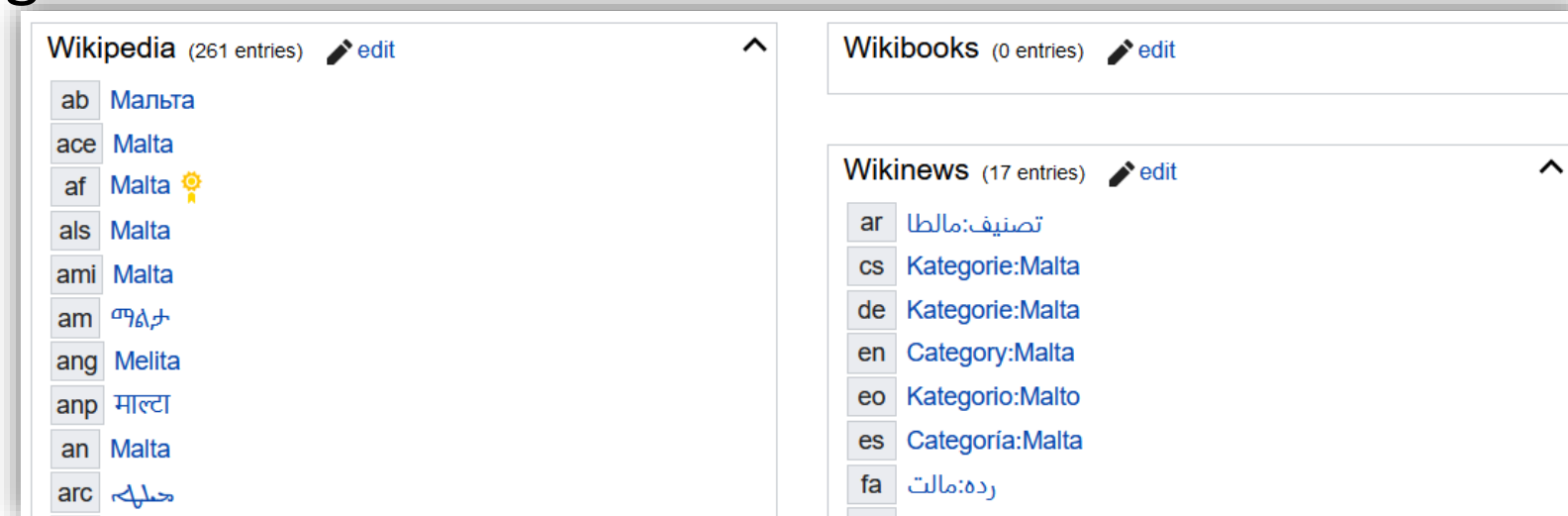
Rank

- When multiple values are associated with a property, you can say which value is preferred or is deprecated by indicating the value's rank.
- A rank can be preferred (up arrow / green), normal (circle / no colour), or deprecated (down arrow / red).

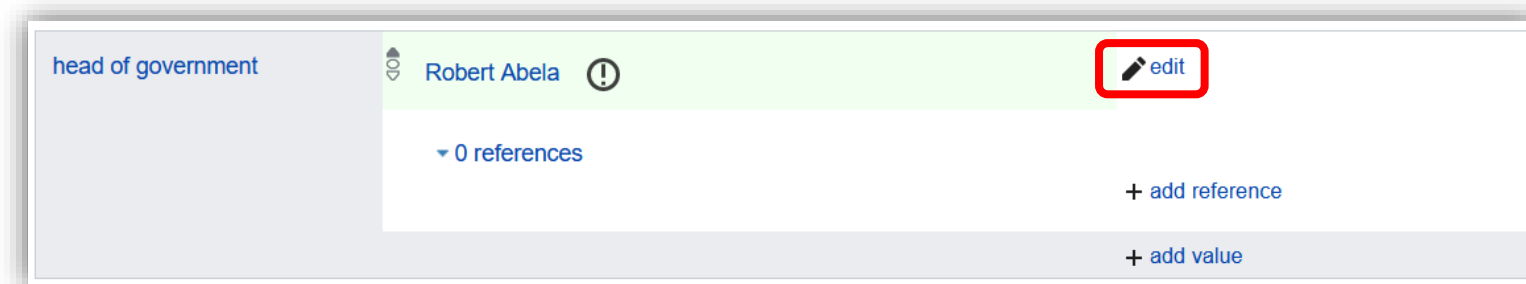
The screenshot displays two Wikidata property value lists. The first list is for the property 'population' and contains two entries: one with a value of 423,374 and a point in time of 2013, and another with a value of 465,292 and a point in time of 2017. The second entry is highlighted in green and has a red box around its rank icon (an up arrow), indicating it is the preferred value. The second list is for the property 'contains the administrative territorial entity' and contains two entries: one with the value 'Gozo' and a start time of 1993, and another with the value 'Malta Majjistral' and a start time of 1993. The 'Gozo' entry is highlighted in light blue and has a red box around its rank icon (a circle), indicating it is the preferred value. The 'Malta Majjistral' entry is highlighted in light red and has a red box around its rank icon (a down arrow), indicating it is deprecated. Both lists also show a reference URL for the 'Gozo' entry: https://en.wikipedia.org/wiki/Regions_of_Malta.

Connecting projects and languages

- One of the most important functions of Wikidata is providing connections across Wikimedia projects.
- Here are the different Wikipedia language articles about Malta together with the Wikinews category about Malta in different languages.



Editing a value



Editing a value (2)

head of government

Robert Abela

✓ publish remove ✕ cancel ?

start time

start time
time an entity begins to exist or a statement starts being valid

work period (start) (start time for work)
start of period during which a person or group flourished (fl. = "floruit") in their professional activity

+ add value

You can enter a property name or qualifier by typing its label (no need to remember P-codes). Just make sure you click on the item in the drop down list.

head of government

Robert Abela

✓ publish remove ✕ cancel ?

start time

2020

will be displayed as:
2020

Precision: year set manually

Calendar: Gregorian set manually

0 references

+ add value

Editing a value (3)

The screenshot shows a web interface for editing a value. On the left, there is a sidebar with the text "head of government". The main content area is divided into two sections. The top section has a light green background and contains the text "Robert Abela" next to a pencil icon and the word "edit". Below this, there is a table with two columns: "start time" and "2020". The bottom section has a white background and contains the text "0 references" with a downward arrow icon. To the right of this section, there are two buttons: "+ add reference" and "+ add value".

start time	2020

Add a new value or statement

population

423,374	point in time	2013	edit
▶ 1 reference			
465,292	point in time	2017	edit
▶ 1 reference			

+ add value

			+ add reference
			+ add value

+ add statement

You can add more statements at the end of the list of statements (before the identifiers section).

Tips

- Create a new item by clicking on 'Create a new item' in the side bar.
- To add an image value to a property like 'image', just paste the file name of the image from Commons e.g. 'EU-Malta.svg'.
- To help you with adding missing properties, enable the recoin gadget by going in Preferences and searching for 'recoin'. This will suggest missing properties. Clicking the '+' at the end of a suggested property row will add a statement with that property (after asking you for the value).
- A reference uses either the property 'reference URL' for a link or 'stated in' for a book. The book would need to be an existing item in Wikidata.

Wikipedia infoboxes

The infobox in Wikipedia articles can be automatically populated based on the Wikidata item with the same label name as the article!

Mellieħa (Q755979)

local council in Northern Region, Malta edit

Mellieħa

▼ In more languages

Language	Label	Description	Also known as
English	Mellieħa	local council in Northern Region, Malta	Mellieħa
Italian	Melleħa	consiglio locale maltese	Casal Melleħa
Maltese	Mellieħa	No description defined	

All entered languages

Statements


instance of local council of Malta edit

▼ 0 references

+ add reference

+ add value

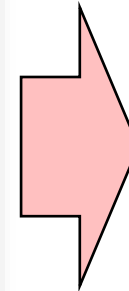
image edit



Malta - Mellieħa + Mellieħa Bay (Keppel) 02 ies.jpg
5,616 × 3,744; 15.38 MB

► 1 reference

+ add value



ru għaliha bhala 'd-

a (li tittraduċi bhala
tebħ mal-kelma
melħ minn salini li

għar (bħal tal-Miżieb
a naturali eżistenti
t, imsejjaħ **Popeye**
a' xagħri fil-gzejjer
widien tant fertili,
ajjiet mrammla bħar-
ta: il-Bajja tal-

' kellha preżenza ta'

umani f'Għajn
a seta' kien hawn xi
a u għasel) u forsi

Mellieħa

 Malta



Amministrazzjoni

Kodiċi postali MLH

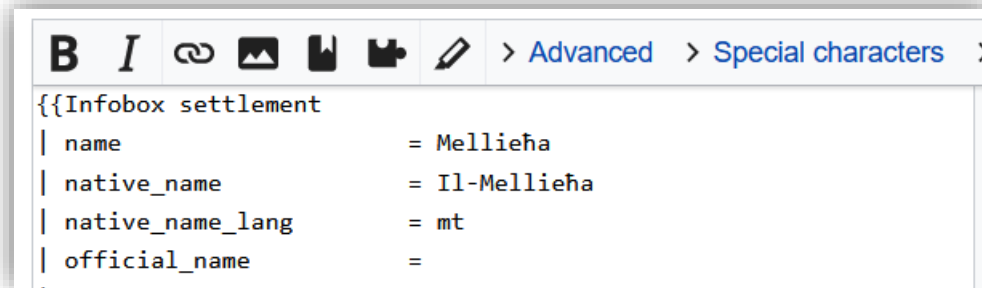
Ġeografija

Koordinati  35.95°N 14.37°E



Wikipedia infoboxes (2)

- English Wikipedia does not use Wikidata to populate infoboxes.
 - Data is entered as text in the article infobox.

A screenshot of a Wikipedia article's source code showing an infobox template. The template is titled "{{Infobox settlement}}". It contains a table with four rows: "name" set to "Mellieħa", "native_name" set to "Il-Mellieħa", "native_name_lang" set to "mt", and "official_name" set to an empty string. The screenshot also shows a portion of the Wikipedia editing toolbar with icons for bold, italic, undo, redo, link, unlink, and edit, along with menu options for "Advanced" and "Special characters".

```

{{Infobox settlement
| name           = Mellieħa
| native_name    = Il-Mellieħa
| native_name_lang = mt
| official_name  =

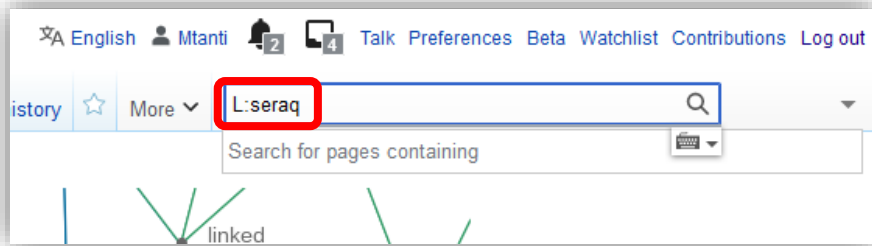
```

- This means that if a piece of information is changed (like the name of a country) then all articles using that information need to be updated one by one.
- Referring to Wikidata allows one to change only the item in Wikidata and all articles referring to it will automatically be updated.

Wikilexemes

- A recent development in Wikidata is the addition of a subproject called Wikilexemes.
- The idea is to store relationships between words rather than between items.
- Apart from statements and identifiers, lexemes also have:
 - Senses of the word.
 - ‘Letter’ can have the sense of an element from the alphabet or of a message that is sent via mail, each referring to different Wikidata items.
 - Forms of the word with their grammatical features.
 - ‘Letters’ is plural, ‘went’ is past tense, ‘better’ is comparative.
- Creating a new lexeme is done by clicking on ‘Create a new lexeme’ in the side bar.

Searching for a lexeme




In Wikidata, enter the word you want to search for with 'L:' in front (otherwise, you'll be searching for an item).



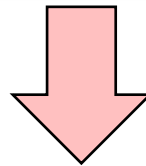
Unlike items, lexemes have an L-code instead of a Q-code. Make sure you check the language and word category (noun, verb, adjective, etc.) before clicking on a result.

Editing a lexeme – Lexeme widget

(L1011963) **seraq** 

mt

Language [Maltese](#)
Lexical category [verb](#)



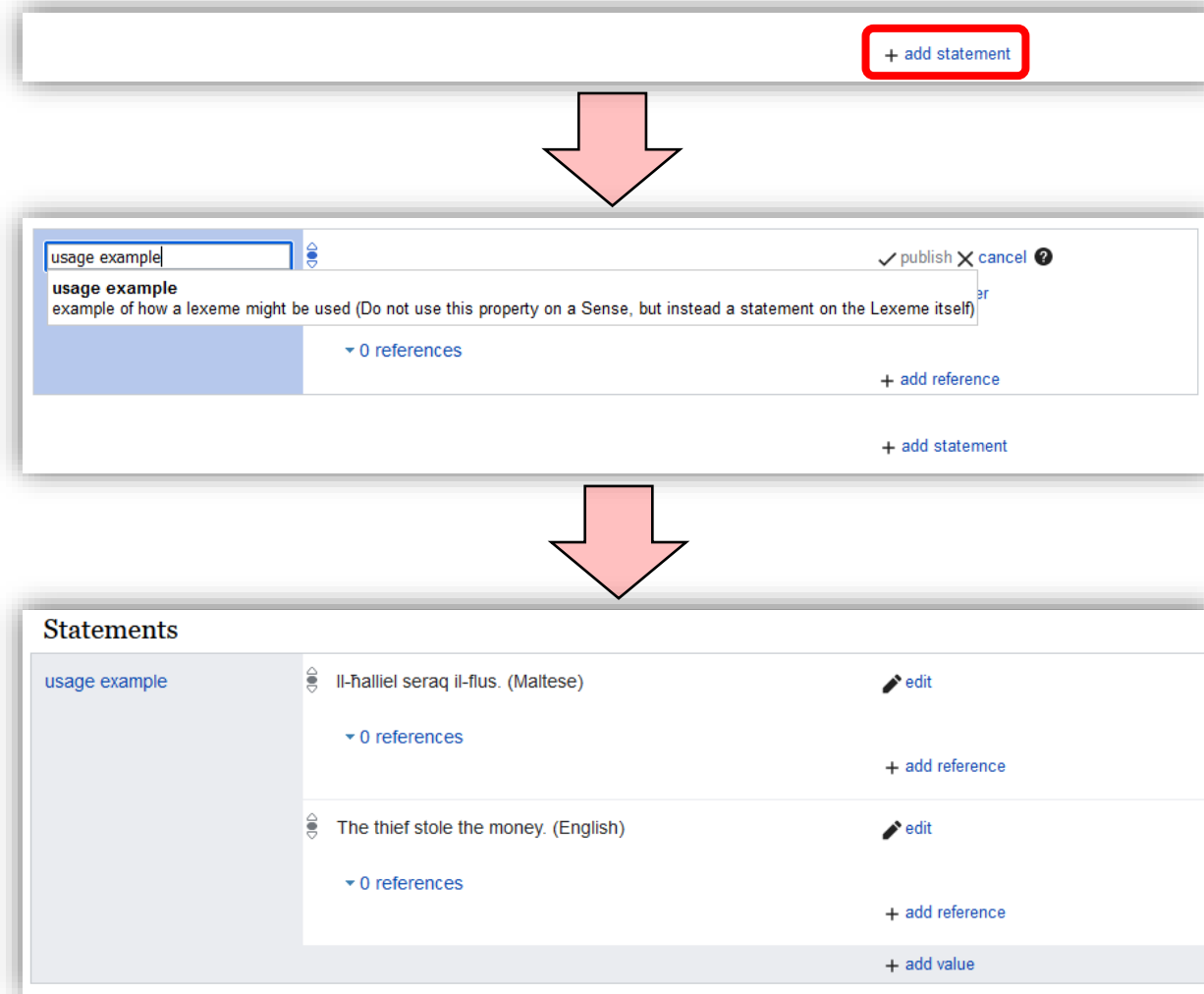
(L1011963)

Lemma

Spelling variant

publish
 cancel

Editing a lexeme – Statement



Editing a lexeme - Senses

The diagram illustrates the process of editing a lexeme's senses in three stages:

- Step 1:** A button labeled "+ add Sense" is highlighted with a red box.
- Step 2:** A form for adding a sense, with fields for "Language" and "Gloss", and buttons for "+ add", "+ add reference", "+ add value", "+ add statement", and "publish/cancel".
- Step 3:** The "Senses" page for the lexeme "To steal" (L1011963-S1), showing a table of statements with columns for the property name, value, and an edit button. The "item for this sense" is "theft" and the "translation" is "steal (English) - illegally take possession of".

Every sense has a special sense code which is the L-code of the lexeme plus an S-number. This makes it possible to refer to a particular sense uniquely.

The 'item for this sense' property refers to the Wikidata item that the sense refers to.

When giving a translation of a sense, you need to enter the sense code of the sense in the lexeme of another language.

Editing a lexeme - Forms

+ add Form

Representation ×
serqu

Spelling variant
mt

Grammatical features third person × plural × perfective × |

✓ publish × cancel

+ add Form

Forms

L1011963-F1	sraqt mt	edit
Grammatical features first person, singular, perfective		
Statements about L1011963-F1		
+ add statement		
L1011963-F2	sraqt mt	edit
Grammatical features second person, singular, perfective		
Statements about L1011963-F2		
+ add statement		
L1011963-F3	seraq mt	edit
Grammatical features third person, masculine, singular, perfective		
Statements about L1011963-F3		
+ add statement		

Every form has a special form code which is the L-code of the lexeme plus an F-number. This makes it possible to refer to a particular form uniquely.

Some suggested grammatical features:

- 'first person', 'second person', 'third person'
- 'singular', 'plural', 'broken plural'
- 'perfective', 'imperfective', 'imperative'
- 'masculine', 'feminine'
- 'comparative'
- 'diminutive'

Listing lexemes

The easiest way to get a list of all Maltese lexemes is by using [Ordia](#).

Lexemes

Show entries Search:

Lexeme	Lexical category
karbonju	noun
knisja	noun
popolazzjoni	noun
sistema	noun
jum	noun
nhar	noun
sptar	noun
karozza	noun
libsa	noun
sieq	noun

[Edit on query.Wikidata.org](#)

Showing 1 to 10 of **266** entries Previous 2 3 4 5 ... 27 Next

Lexeme: L464993

Description	Value
Lemma	karbonju

This will take you to the Wikidata page of the lexeme.

We need more Maltese lexemes!