



**BURLINGTON
NORTHERN**

time table

Effective April 26, 1970



**BURLINGTON
NORTHERN**

time table

Effective April 26, 1970

TABLE OF CONTENTS

	Page		Page
Baggage Information.....	See General Information (below)	Index to Stations.....	3
Condensed Schedules of Principal Passenger Trains.....	5, 6	Map—Burlington Northern System.....	14, 15
Connecting Line Service.....	17, 18	Railroad and Sleeping Car Fares:	
Detailed Train and Bus Service.....	5-13	One-way and Round-Trip Rail Fares.....	19-24
Equipment of Passenger Trains.....	5, 6, 7	Sleeping Car Fares.....	19-24
Burlington Northern Passenger and Freight		Parlor Car and Seat Fares.....	19-24
Traffic Offices, Officers and Representatives.....	25-27	Coach Seat Charges.....	24
		Reference Notes.....	4

GENERAL INFORMATION

Time Conditions—All times shown are local times as currently in effect in accordance with the Uniform Time Act of the United States. Canadian times shown are those observed at indicated locality, either Provincial Daylight Time or Canadian Standard Time, as applies.

Time from 12:01 Midnight to 12:00 Noon is shown in light-face type, and time from **12:01 Noon to 12:00 Midnight** is shown in **bold-face** type.

Baggage—Hand baggage or extra luggage not required for your enroute travel purposes should be checked with baggage service. A charge of 35-cents per piece is required for all checked baggage allowing one hundred fifty pounds per each adult ticket to not exceed one hundred dollars in declared valuation, and allowing 300 pounds with Family Plan ticket to two hundred dollars valuation.

Passengers may declare additional value with checked baggage service upon payment of a tariff charge to allow a maximum of \$2500.00 coverage, or purchase commercial baggage insurance to any amount. Consult Agent for details.

Dogs and other small household pets may be transported with baggage service subject to tariff regulations, or may be taken into sleeping car accommodations (not coach cars) when equipped with suitable containers or restraints, subject to company regulations.

All baggage should be plainly marked or labeled by tag with name and address of owner. **Checked baggage cannot be Guaranteed to travel on the same train when station transfers are involved, or checked within the half-hour of departure time.** **Note: Reference marks for stations having limited or no checked baggage service (☒).**

Skiis with Ski Poles and/or boots are accepted in checked baggage service at no charge when properly cartoned or bound. Damage claim or loss must be fully substantiated by check record with compensation not to exceed twenty-five dollars maximum unless excess value declared.

Tickets purchased for use with Chicago, Burlington and Quincy Railway, Great Northern Railway, Northern Pacific Railway, or Spokane, Portland and Seattle Railway will be accepted as routed via Burlington Northern Inc.

Redemption of tickets—Burlington Northern tickets, as well as those of prior issue by Chicago, Burlington and Quincy; Great Northern; Northern Pacific or Spokane, Portland and Seattle Railway, will be redeemed according to lawful tariff regulations at proper value whether partially or wholly unused. Consult local Burlington Northern ticket office for assistance or forward tickets or unused coupons to: Director of Passenger Services, Burlington Northern Inc., 176 East Fifth Street, St. Paul, Minn. 55101.

Children's Tickets—Children under five years of age are allowed free transportation when accompanied by parent or guardian, **except for travel with California Zephyr, where only one child under five years carried free with each parent, or guardian and all other children through four years of age charged at proper fare.** Charge for ages 5 to 12 years is at half-fare, and 12 years or more is at full fare. Children are required to pay the appropriate reserved coach seat charge, except one child under two years may occupy reserved seat without charge.

ON TRAINS WHERE COACH SEATS ARE RESERVED, RESERVATIONS MUST BE ARRANGED BEFORE BOARDING TRAIN.

In cases of misunderstanding at time of issue or collection of ticket, passenger will pay the amount requested and be given a receipt. Forward receipt to: Director of Passenger Services, Burlington Northern Inc., St. Paul, Minn. 55101 for correction.

In case of lost articles promptly advise nearest Burlington Northern office or communicate with Manager of Baggage Services, St. Paul, Minn. 55101.

Stopovers are permitted at all points where trains are regularly scheduled to stop within date limit of ticket upon notification to Conductor.

Credit Cards—Burlington Northern honors the following credit cards at its ticket offices for rail and sleeping car transportation, and on the trains for food and beverages: American Express, Bank-AmeriCard, Master Card Plan, Seattle First Bank Card, and Rail Travel Credit Card.

Pillows are available from Coach Porter at charge of fifty cents for use to destination.

Railroad Employee Passes, and reduced-rate tickets are subject to seasonal restrictions with certain Burlington Northern trains. Consult Agent for details.

Responsibility—The Burlington Northern will not be responsible for inconvenience, expenses or damage resulting from errors in time tables, delayed trains or failure to make connections. The schedules, fares and equipment shown in this timetable are for information only and are subject to change without notice.

REFERENCE NOTES

☞—Rental Auto Available.

f—Flag stop for revenue passengers.

c—Conditional Stop.

☒—Checked baggage not handled to or from this station.

†—Restaurant, coffee shop or food vending machine in station.

■—Free baggage carts available at this station.

① Train connection.

② Bus Connection—rail tickets not honored.

③ Bus connection—rail tickets honored.

④ Stops regularly but only to receive passengers.

⑤ Stops regularly to let off passengers. Will not handle passengers locally Aurora to Chicago.

⑥ Checked baggage handled to and from Chicago, Burlington and Omaha only.

⑦ Stops to let off revenue passengers from Denver and beyond and to receive revenue passengers for Lincoln and East when notified at Holdrege, except makes regular stops on Sunday.

⑧ Stops only to let off revenue passengers.

⑨ Stops only to receive revenue passengers.

⑩ Stops to receive revenue passengers for Denver or beyond.

⑪ Stops to let off revenue passengers from Denver and West.

⑫ Rail tickets routed Continental Trailways are honored on bus on payment of local bus fare of \$2.85 one way and \$5.15 round trip. Reservations for eastbound Denver Zephyr passengers from Colorado Springs, should be secured from BN at Colorado Springs. Free hand baggage transfer for through passengers at Denver. Bus arrives and departs Continental Trailways Bus Depot Colorado Springs.

⑬ Stops regularly but only to let off passengers from West of Aurora.

⑭ Stops to let off revenue passengers from Omaha or West.

⑮ Stops to let off revenue passengers or to receive revenue passengers for Aurora or Chicago.

⑯ Stops to let off revenue passengers from Chicago or Aurora.

⑰ Flag stop daily except regular stop Saturdays, Sundays and Holidays.

⑱ Regular stop Saturdays, Sundays and Holidays and flag stop other days to let off or receive revenue passengers when notified at Mendota.

⑲ Stops to receive passengers for Denver when notified at Ottumwa.

⑳ Stops regularly to receive passengers for points beyond Aurora.

㉑ Stops to let off revenue passengers from Denver and beyond; also to receive passengers for Chicago when notified at Hastings.

㉒ Stops to let off revenue passengers from Omaha and East or to receive for Hastings or beyond when notified at Lincoln.

㉓ Stops to let off revenue passengers, and to receive revenue passengers when notified at Akron by 9:00 pm.

㉔ Stops to let off revenue passengers from Lincoln and East and to receive revenue passengers for Denver or beyond when notified at McCook by 3:00 am.

㉕ Stops to let off revenue passengers from Denver and beyond or to receive revenue passengers for Lincoln and East when notified at Holdrege, except makes regular stop on Sunday.

㉖ Checked baggage not handled.

㉗ Checked baggage is carried only for through movement between Chicago, Galesburg, Quincy and Kansas City and not to or from intermediate points.

㉘ Checked baggage is carried only between Chicago and Denver and not to or from intermediate points.

㉙ Checked baggage is carried only for through movement between Chicago and Denver or beyond and not to or from intermediate points except baggage can be checked to or from all regular stops between Omaha and McCook. Certain ticket restrictions—See Table 1.

㉚ Checked baggage carried only for through movement between Chicago and St. Paul-Minneapolis. No checked baggage to or from Minneapolis on Trains 9 and 8.

㉛ Stops to receive revenue passengers for Savannah and North.

㉜ All space reserved. Checked baggage not handled to or from stations between Chicago and St. Paul. Remains not carried on West-bound North Coast Limited.

㉝ Handles checked baggage for regularly scheduled stops. Baggage checked to La Grange Road, Aurora, Hinckley, Rochelle and Oregon subject to some delay.

㉞ Stops to receive revenue passengers when notified prior to departure North La Crosse, and stops to let off revenue passengers.

㉟ Stops to let off revenue passengers from North of Aurora.

㊱ Stops to let off or to pick up revenue passengers when notified at St. Paul by 10:45 pm. Telephone 459-9377.

㊲ Stops to let off or to pick up revenue passengers when notified prior to departure Prairie du Chien.

㊳ Stops to receive revenue passengers from Chicago when notified at Rochelle by 5:00 am.

㊴ Stops to discharge revenue passengers from Chicago and East and to receive revenue passengers destined scheduled stops, Fargo and West.

㊵ Bus stops on U.S. Highway.

㊶ Stops to receive or discharge revenue passengers to or from Minneapolis and East and to or from Spokane and West.

㊷ Stops to receive or discharge revenue passengers to or from Minot and East and to or from Spokane and West.

㊸ Stops for revenue passengers only, to or from Minneapolis and East or Billings and West where scheduled to stop.

㊹ Train No. 29 stops on flag to discharge revenue passengers from Mandan and East, and to pick up revenue passengers to Billings and West.

㊺ No. 30 stops on flag at Steele. Regular stop on Sunday.

㊻ Bus connects with North Coast Limited. This bus operates from BN Depot at time shown.

㊼ Bus service between Whitefish and Kalsipell. See Table 25.

㊽ Stops to receive or discharge revenue passengers from Williston and East and Spokane and West where Empire Builder scheduled to stop.

㊾ Stops for revenue passengers from Garrison and East and revenue passengers Spokane and West.

㊿ Stops for revenue passengers to or from Billings and East also to or from Pacific Coast points where scheduled to stop.

① Stops to pick up or discharge revenue passengers only, if to and from Ellensburg, and West, or Pasco and East where scheduled to stop.

② All trains will discharge revenue passengers on application to conductor or receive revenue passengers upon advance arrangements with local Burlington Northern Agent.

③ Upon arrangements made in advance with Agents, Trains 23 and 24 will stop at any station between Spokane and Pasco to pick up or discharge revenue passengers to or from Vancouver and Portland, and on application to Conductor, will discharge passengers from points East to Spokane.

④ Stops to let off or receive revenue passengers when notified at West Quincy not later than 2:30 am.

⑤ Stops to let off revenue passengers from Galesburg and beyond.

⑥ Stops to pick up revenue passengers for Galesburg or beyond when notified at West Quincy by 3:50 pm.

⑦ Stops to let off or receive revenue passengers when notified at Macon not later than 10:00 pm.

⑧ Tickets are sold only at Crookston Passenger Station. Free taxi service is provided in both directions between Crookston Freight Station and Crookston Passenger Station for passengers and personal luggage.

⑨ Stops on flag to discharge revenue passengers from Vancouver, Washington, and beyond and to receive revenue passengers for points beyond Seattle.

⑩ Stops on flag to receive revenue passengers to or from Tacoma or Seattle and discharge revenue passengers to or from Vancouver, Washington, and beyond.

⑪ Stops on flag to receive revenue passengers for Vancouver, Washington and beyond.

⑫ Flag stop daily, but full stop Sat., Sun., and Holidays.

Condensed Schedules To California and Denver

CALIFORNIA ZEPHYR CHICAGO-DENVER-SAN FRANCISCO

Burlington Northern-Rio Grande-Southern Pacific

(Detailed Schedule between Chicago and Denver in Table 1)

WESTBOUND—Read Down

EASTBOUND—Read Up

Tri-Weekly	Miles	Table A	Tri-Weekly
11 59 Sun-Wed-Fri	0	Burlington Northern Inc.	
2 55 Sun-Wed-Fri	162	Lv Chicago (C.T.)..... Ar	8 40 Mon-Wed-Sat
3 45 Sun-Wed-Fri	206	" Galesburg, Ill..... Lv	5 30 Mon-Wed-Sat
4 57 Sun-Wed-Fri	280	" Burlington, Ia..... "	4 05 Mon-Wed-Sat
6 41 Sun-Wed-Fri	393	" Ottumwa..... "	2 40 Mon-Wed-Sat
7 28 Sun-Wed-Fri	443	" Creston..... "	12 45 Mon-Wed-Sat
8 45 Sun-Wed-Fri	496	Ar Red Oak..... Lv	11 45 Mon-Wed-Sat
9 10 Sun-Wed-Fri	496	Ar Omaha, Nebr..... Lv	10 45 Mon-Wed-Sat
10 25 Sun-Wed-Fri	551	Lv Omaha, Nebr..... Ar	9 45 Mon-Wed-Sat
6 00 Mon-Thu-Sat	1034	Lv Lincoln, Nebr.(C.T.) Lv	8 44 Mon-Wed-Sat
		Ar Denver, Colo. (M.T.) Lv	11 30 Sun-Tue-Fri
		Rio Grande RR	
		(via Moffat Tunnel)	
6 30 Mon-Thu-Sat	1034	Lv Denver..... Ar	11 00 Sun-Tue-Fri
9 05 Mon-Thu-Sat	1110	Lv Granby..... Lv	8 35 Sun-Tue-Fri
10 30 Mon-Thu-Sat	1163	" Bond..... "	7 00 Sun-Tue-Fri
12 05 Mon-Thu-Sat	1219	" Glenwood Springs..... "	5 20 Sun-Tue-Fri
2 15 Mon-Thu-Sat	1308	" Grand Junction, Colo..... "	
5 38 Mon-Thu-Sat	1485	" Helper, Utah..... "	3 25 Sun-Tue-Fri
7 35 Mon-Thu-Sat	1560	Lv Provo..... Lv	11 55 Sun-Tue-Fri
8 30 Mon-Thu-Sat	1604	Ar Salt Lake City..... Lv	9 50 Sun-Tue-Fri
10 15 Mon-Thu-Sat	1640	Ar Ogden..... Lv	7 15 Sun-Tue-Fri
		(See Note)	
10 30 Mon-Thu-Sat	1640	Southern Pacific RR	7 00 Sun-Tue-Fri
1 30 Tue-Fri-Sun	1867	Lv Ogden, Utah (M.T.) Ar	1 55 Sun-Tue-Fri
4 01 Tue-Fri-Sun	2006	Lv Elko, Nev. (P.T.)..... Lv	5 00 Mon-Thu-Sat
5 30 Tue-Fri-Sun	2180	" Winnemucca..... "	11 23 Mon-Thu-Sat
10 45 Tue-Fri-Sun	2333	" Reno, Nev..... "	8 02 Mon-Thu-Sat
3 15 Tue-Fri-Sun	2420	" Sacramento..... "	3 20 Mon-Thu-Sat
		" Oakland	
		(16th Street)..... "	1 00 Mon-Thu-Sat
3 45 Tue-Fri-Sun	2426	Ar San Francisco	12 30 Mon-Thu-Sat
		(3rd Street)..... Lv	

IMPORTANT NOTICE!

At the time of publication of this folder, changes in operation of the California Zephyr were under consideration. Consult agent for current service.

REGULARLY ASSIGNED EQUIPMENT

46-Seat Vista-Dome Coach	Between Chicago and Ogden
Reclining Seat Coach	Ogden and Oakland
Chuck Wagon	Chicago and Denver
Diner	Denver and Salt Lake City
Diner	Ogden and Oakland
10 Roomette-6 Bedroom Sleeper	Chicago and Ogden
10 Roomette-6 Bedroom Sleeper	Ogden and Oakland
4 Room Vista-Dome Observation Lounge	Chicago and Salt Lake City

The Chuck Wagon offers regular sit-down type meal service

Note: Passengers make cross platform transfer at Ogden. Train between Ogden and San Francisco offers Meal and Lounge Service, Reserved Coach Seats, Bedrooms and Roomettes.

All Space is RESERVED and specifically assigned in advance. Coach seat reservations westbound from Chicago must be claimed at train gate by 11:50 a.m. No charge for coach seat reservations locally on BN. California Zephyr charge applies on D&RGW of \$3.95 first class and \$1.50 coach. Southern Pacific charge of \$10.00 first class and \$5.00 coach class plus \$2.25 coach seat reservation is applicable between Ogden and Oakland. Dome seats are not reserved. No checked baggage handled between Chicago and Denver.

VISTA-DOME DENVER ZEPHYR

CHICAGO-OMAHA-DENVER

(Detailed Schedule in Table 1)

WESTBOUND—Read Down

EASTBOUND—Read Up

1 Daily	Miles	Table B	2 Daily
		Burlington Northern Inc.	
4 45	0	Lv Chicago, Ill. (C.T.)..... Ar	9 50
7 20	162	" Galesburg, Ill..... "	6 59
8 10	206	" Burlington, Iowa..... "	6 11
9 17	280	" Ottumwa..... "	4 58
10 56	393	" Creston..... "	3 20
12 45	496	Ar Omaha, Nebr..... Lv	1 36
12 55	496	Lv Omaha, Nebr..... Ar	1 26
1 55	551	Ar Lincoln..... Lv	12 29
2 15	551	Lv Lincoln..... Ar	12 05
3 51	648	Ar Hastings..... Lv	10 45
	680	" Minden..... "	10 03
4 42	702	" Holdrege..... "	9 44
	726	" Oxford..... "	9 19
5 52	779	" McCook, Nebr. (C.T.)..... "	8 34
6 51	992	" Akron, Colo. (M.T.)..... "	5 37
7 40	956	" Fort Morgan..... "	5 05
8 25	1034	Ar Denver..... Lv	4 00
		Continental Bus	
9 05	1034	Lv @Denver..... Ar	3 15
10 35	1109	Ar @Colorado Springs..... Lv	1 45

EQUIPMENT

Vista-Dome Parlor-Lounge

Chicago and Denver
Lounge "The Colorado Room" and Vista-Dome for all passengers
Parlor Section—11 parlor seats, 1 parlor drawing room (For First Class Passengers)

Sleeping Cars

Chicago and Denver
10 Roomettes, 6 Double Bedrooms

Slumbercoach

Chicago and Denver
24 Single Rooms, 8 Double Rooms

Dining Car

Chicago and Denver

Vista-Dome Reclining Seat Chair Car

Chicago and Denver
46 seats, leg rests

Reclining Seat Chair Car

Chicago and Denver
50 seats, leg rests

All Space on the Denver Zephyr is RESERVED and specifically assigned in advance. Passengers traveling from Colorado Springs should request reservations from Burlington Northern Colorado Springs office. Coach seat reservations must be claimed at train gate at Chicago by 4:35 p.m., Denver by 3:50 p.m. See page 24 for coach seat charges. Checked baggage is carried only between Chicago and Denver and not to or from intermediate points except baggage can be checked to or from unrestricted stations between Omaha and McCook.

Condensed Schedules and Equipment Between—CHICAGO-TWIN CITIES-SPOKANE-SEATTLE-TACOMA-PORTLAND

GREAT DOME EMPIRE BUILDER WESTERN STAR

WESTBOUND—Read Down

EASTBOUND—Read Up

27 Western Star Daily (1 day for example)	31 Great Dome Empire Builder Daily (1 day for example)	Miles	Table C Empire Builder features Recorded Music, Radio, Coach Porter Service	32 Great Dome Empire Builder Daily (1 day for example)	28 Western Star Daily (1 day for example)
	1 00 Su	0	Lv Chicago, Ill. (C.T.)	Ar 2 55 We	
	1 39 Su	38	" Aurora, Ill.	Ar 2 12 We	
	3 55 Su	186	" E. Dubuque, Ill.	Ar 11 49 We	
	5 29 Su	297	" La Crosse, Wis.	Ar 10 16 We	
	6 03 Su	326	" Winona Jct., Wis.	Ar 9 40 We	
	8 00 Su	427	Ar St. Paul	Lv 8 10 We	
8 30 Mo	8 35 Su	427	Lv St. Paul	Lv 7 10 We	6 15 We
9 05 Mo	9 05 Su	437	" Minneapolis, Minn.	Ar 6 30 We	5 40 We
1 50 Mo	1 47 Mo	689	" Fargo, N. Dak.	Ar 1 15 We	12 45 We
3 20 Mo		768	Lv Grand Forks	Lv	11 15 We
7 50 Mo	5 25 Mo	922	" Minot	Ar 9 10 Tu	7 00 We
10 20 Mo	7 40 Mo	1042	" Williston, N. Dak. (C.T.)	Ar 6 35 Tu	4 15 We
3 00 Tu	11 50 Mo	1351	Lv Havre, Mont. (M.T.)	Lv 12 20 Tu	9 00 Tu
6 10 Tu	3 00 Mo	1474	Ar Great Falls	Lv 8 30 Tu	5 15 Tu
7 6 34 Tu	c 3 25 Mo	1527	Lv Glacier Park	Lv c 8 40 Tu	f 5 10 Tu
8 16 Tu	c 5 25 Mo	1584	" Belton, Mont.	Ar c 6 50 Tu	f 3 15 Tu
3 00 Tu	11 45 Mo	1881	" Spokane, Wash. (P.T.)	Ar 11 10 Mo	7 00 Tu
9 44 Tu	6 30 Tu	2178	Ar Everett	Ar 3 58 Mo	11 10 Mo
11 00 Tu	7 45 Tu	2211	Ar Seattle	Lv 3 00 Mo	10 00 Mo
8 57 We	8 57 We		Ar Tacoma, Wash.	Lv ① 12 38 Mo	⑦ 53 Mo
5 30 We	7 00 Tu	2260	Ar Portland, Ore.	Lv 3 00 Mo	9 45 Mo

c—Conditional stop. The Empire Builder stops at Glacier Park and Belton, eastern and western rail entrances to Glacier National Park, during the summer season.

EQUIPMENT

EMPIRE BUILDER

(Train 31 Westbound-Train 32 Eastbound)

All coach and sleeping car space reserved.
Advance reservations necessary.

Coach porter service. Recorded music and geographical information. Radio.

Standard Sleeping Cars. Chicago-Seattle; Chicago-Portland. Duplex Roomettes; Roomettes; Double Bedrooms; Compartments and Compartment-Bedroom Suites.

Vista-Dome Coaches. Chicago-Seattle; Chicago-Portland. 46 reclining seats with leg rests, 24 unassigned dome seats each car. Regular reclining seat coaches added to serve seasonal requirements.

Dining Car. Chicago-Seattle. Full menu service for all meals. Dinner by reservation.

Great Dome Lounge. Chicago-Seattle. Unique lower lounge for all passengers. Upper section for sleeping car passengers.

Ranch Car Lounge. Budget meals and lounge beverage service. Operates seasonally.

WESTERN STAR

(Train 27 Westbound-Train 28 Eastbound)

Coach porter service. Train radio.

Standard Sleeping Car. St. Paul-Seattle. Duplex Roomettes; Double Bedrooms and Bedrooms en suite.

Dining Service. St. Paul-Seattle. Diner-Lounge. Budget meals and beverage service.

VISTA-DOME NORTH COAST LIMITED THE MAINSTREETER

WESTBOUND—Read Down

EASTBOUND—Read Up

29 The Main- streeter Daily (1 day for example)	25 Vista- Dome North Coast Limited Daily (1 day for example)	Miles	Table D North Coast Limited features Recorded Music, Radio, Stewardess Service, Coach Porter Service	26 Vista- Dome North Coast Limited (1 day for example)	30-10 The Main- streeter Daily (1 day for example)
	0		Lv Chicago, Ill. (C.T.)	Ar 2 55 We	11 15 Th
	1 39 Su	38	" Aurora, Ill.	Ar 2 12 We	10 30 Th
	3 55 Su	186	" E. Dubuque, Ill.	Ar 11 49 We	8 11 Th
	5 29 Su	297	" La Crosse, Wis.	Ar 10 16 We	6 26 We
	6 03 Su	326	" Winona Jct., Wis.	Ar 9 40 We	5 52 We
	8 00 Su	427	Ar St. Paul	Lv 8 10 We	4 30 We
	8 25 Su	427	Lv St. Paul	Lv 7 30 We	2 55 We
	9 00 Su	437	" Minneapolis, Minn.	Lv 7 00 We	2 20 We
7 45 Mo	8 25 Su	679	" Fargo, N. Dak.	Lv 2 32 We	9 23 We
8 20 Mo	9 00 Su	873	" Bismarck, N. Dak. (C.T.)	Lv 11 07 Tu	5 53 We
1 05 Mo	1 03 Mo	1319	" Billings, Mont. (M.T.)	Lv 2 05 Tu	7 22 We
4 19 Mo	4 15 Mo				
1 47 Tu	11 34 Mo				
Yellowstone Park Gateway Billings-Red Lodge—See Table 21 Livingston-Gardiner—See Table 14					
4 05 Tu	1 42 Mo	1435	Lv Livingston, Mont.	Lv 12 01 Tu	5 05 Tu
4 55 Tu	2 27 Mo	1460	" Bozeman	Lv 11 06 Tu	4 16 Tu
7 00 Tu	4 54 Mo	1555	Ar Butte	Lv 8 40 Tu	1 50 Tu
7 00 Tu	④ 30 Mo	1558	Ar Helena	Lv 8 35 Tu	1 56 Tu
10 01 Tu	7 17 Mo	1675	Lv Missoula, Mont. (M.T.)	Lv 6 13 Tu	11 17 Tu
2 09 Tu	11 17 Mo	1932	Ar Spokane, Wash. (P.T.)	Ar 11 44 Mo	4 35 Tu
7 23 We	4 35 Tu	2158	" Yakima	Ar 6 49 Mo	11 24 Tu
11 45 We	8 45 Tu	2331	Ar Seattle	Lv 2 30 Mo	7 15 Mo
11 50 We	8 40 Tu	2328	Ar Tacoma, Wash.	Lv 2 15 Mo	6 45 Mo
5 30 We	7 00 Tu	2317	Ar Portland, Ore.	Lv 3 00 Mo	9 45 Mo

EQUIPMENT

NORTH COAST LIMITED

(Train 25 Westbound-Train 26 Eastbound)

All coach and sleeping car space reserved.
Advance reservations necessary.

Stewardess service. Coach porter service. Recorded music. Radio.

Standard Sleeping Cars. Chicago-Seattle; Chicago-Portland. Duplex Roomettes; Roomettes; Duplex Single Rooms; Double Bedrooms and Rooms en suite.

Slumbercoach. Chicago-Seattle. 24 single rooms, 8 double rooms, which may be purchased with coach ticket.

Vista-Dome Coaches. Chicago-Seattle; Chicago-Portland. 46 reclining seats with leg rests, 24 unassigned dome seats each car. Regular reclining seat coaches added to serve seasonal requirements.

Dining Car. St. Paul-Seattle. Full menu service for all meals.

Lewis and Clark Traveler's Rest Buffet-Lounge. Chicago-Seattle.

Dome "Lounge-in-the-Sky" Buffet Sleeper.

THE MAINSTREETER

(Train 29 Westbound-Train 30 Eastbound)

Coach porter service.

Slumbercoach. St. Paul-Seattle. 24 single rooms, 8 double rooms, which may be purchased with coach ticket.

Economy Buffet Car. St. Paul-Pasco. All meals and beverage service. The Mainstreeter originates and terminates at St. Paul. Eastbound passengers continuing to Chicago may make direct platform transfer at Minneapolis to Train 10, The Afternoon Zephyr, leaving Minneapolis 3:55 p.m., arriving Chicago 11:15 p.m.

Equipment of other Burlington Northern Passenger Trains

CHICAGO-OMAHA-LINCOLN (Table 1)

The Ak-Sar-Ben Trains 3 and 4—Reclining seat coaches (Chicago-Lincoln)

CHICAGO-ST. PAUL-MINNEAPOLIS (Table 2)

Morning Zephyr Train No. 7 and Afternoon Zephyr Train No. 10—Buffet-Refreshment Car. Economy meals and refreshments, Vista Dome reclining seat coaches, reclining seat coaches.

Morning Zephyr Train No. 8 and Afternoon Zephyr Train No. 9—Dining Car (between Chicago-St. Paul except Train No. 9 Fridays and Sundays. Buffet Car Train No. 9 Fridays and Sundays only), Vista Dome reclining seat coaches.

CHICAGO-QUINCY-KANSAS CITY (Table 8)

Quincy Local Trains 5 and 6—Dinette Coach between Chicago and Galesburg for meals and refreshments. Reclining seat coaches (Chicago-Quincy).

The American Royal Trains 19 and 20—Reclining seat coaches (Chicago-Kansas City).

KANSAS CITY-OMAHA (Table 9)

Trains 35 and 36—Reclining seat coaches.

GRAND FORKS-WINNIPEG (Table 16)

Trains 47 and 48—Reclining seat coaches. Food and refreshments by train sales service.

ST. PAUL-MINNEAPOLIS-SUPERIOR-DULUTH (Table 11)

Gopher Trains 39 and 40 and Badger Trains 23 and 24—Reclining seat coaches St. Paul-Superior. Charter bus service to and from Duluth. Sandwiches and refreshments by train sales service.

HAVRE-GREAT FALLS (Table 3)

Trains 33 and 34—RDC-Budd Car (45 reclining coach seats).

SEATTLE-PORTLAND (Table 19)

Trains 195 and 196—Reclining seat coaches, economy Buffet car, parlor-bar lounge. (Coach tickets honored upon payment of parlor seat charge).

Trains 198 and 199—Reclining seat coaches. Sandwiches and refreshments by train sales service.

Trains 337 and 338—Reclining seat coaches, dining car (Union Pacific).

SEATTLE-VANCOUVER, B. C. (Table 23)

Streamlined International Trains 193 and 194—Reclining seat coaches. Sandwiches and refreshments by train sales service. Parlor-lounge car offering 15 parlor seats and two roomettes. Beverage service for all patrons. (Coach tickets honored upon payment of parlor seat charge of \$1.15 between Seattle, Everett and Vancouver, B. C.).

Chicago-St. Paul-Minneapolis-Portland-Seattle

WESTBOUND—Read Down

For equipment these trains see pages 6 and 12

EASTBOUND—Read Up

ZEPHYRS			Empire Builder Daily 31 Note ②	North Coast Limited Daily 25 Note ②	Miles	Table 2		North Coast Limited Daily 26 Note ②	Empire Builder Daily 32 Note ②	ZEPHYRS	
Daily 7 Note ③	Except Fri. & Sun. 9 Note ③	Fri. & Sun. Only 9 Note ③				Daily 8 Note ③	Daily 10 Note ①				
		Main-streeter Daily 29				Western Star Daily 27	Western Star Daily 28			Main-streeter Daily 30	
						↓	↑				
8 00 8 15 8 37	1 00 ① 1 39	4 40 5 17	1 00 ① 1 39	1 00 ① 1 39	0 14 38 56 67	Lv Chicago ① ② Ar " LaGrange Road " Aurora " Hinckley " Shabbona X	2 55 ⑥ 2 12	2 55 ⑥ 1 12	2 55 ⑥ 2 12	11 15 ⑤ 10 51 10 30	
9 10 9 23 10 03 10 42	2 16 2 29 3 16 3 55	5 53 6 06 6 50 7 28	2 16 2 29 3 14 3 55	2 16 2 28 3 14 3 55	83 98 145 184	" Rochelle " Oregon " Savanna " East Dubuque, Ill. (Dubuque, Iowa)	1 31 1 16 12 36 11 49	1 31 1 16 12 36 11 49	1 31 1 16 12 36 11 49	9 50 9 34 8 54 8 11	
11 28 12 13	4 43 5 29	8 21 9 10	4 43 5 29	4 43 5 29	199 212 239 297	" Potosi, Wis. ⑩ " Cassville ⑩ " Prairie du Chien ① " LaCrosse	11 03 10 16	11 03 10 16	11 03 10 16	7 18 6 26	
5 45					299 326	" Eau Claire ⑦ " North La Crosse X " Winona Jct., Wis.	10 10 9 42	10 10 9 42	10 10 9 42	11 25 6 20 5 52	
12 23 12 47	5 39 6 03	9 20 9 50	5 39 6 03	5 39 6 03	328	Ar Winona, Minn. ① " Rochester, Minn. ② ③ Lv Lv Winona, Minn. ② Ar	9 30 8 00 10 00	9 30 8 00 10 00	9 30 8 00 10 00	5 40 4 00 6 10	
12 55 12 35	6 10 5 40	10 00 9 35	6 10 5 40	6 10 5 40	328 341 349 364 377 384 406 427 437	" Cochrane ⑩ " Alma ⑩ " Pepin ⑩ " Maiden Rock ⑩ " Bay City ⑩ " Prescott, Wis. ⑩ Ar St. Paul ① ② Lv Ar Minneapolis ① ② Lv	8 10 7 05	8 10 6 35	8 10 7 30	4 30 3 55	
							↑	↑			
					8 25 9 00	427 437 467 503 534	Lv St. Paul ① ② Ar " Minneapolis ① ② Ar " Elk River " St. Cloud NP Sta. " Little Falls ③	7 30 7 00 5 45	2 55 2 20 f 1 40 1 02 12 23		
					11 00 11 05	568 568 586 610 630 655 674 678 679	Ar Staples Lv Lv Staples Ar " Wadena " Perham " Detroit Lakes " Hawley " Dilworth " Moorhead Ar Fargo GN Sta. ④ Ar	4 37 4 33	11 45 11 40 11 17 10 50 10 28 9 57 9 36 9 25 9 23		
					12 53	427 437 451 503 529 529 560 585 642 643 688 689	Lv St. Paul ① ② Ar " Minneapolis ① ② Ar " Wayzata " Litchfield Ar Willmar ③ Lv Lv Willmar ③ Ar " Benson " Morris Lv Breckenridge ③ Lv " Wahpeton " Moorhead Ar Fargo GN Sta. ④ Ar	2 32	7 10 6 30 4 40 4 35 f 3 55 f 3 20 2 25 1 15		
					8 35 9 05	427 437 504 546 571 616 647 670 671	Lv St. Paul ① ② Ar " Minneapolis ① ② Ar " St. Cloud NP Sta. " Sauk Centre " Alexandria " Fergus Falls " Barnesville " Moorhead Ar Fargo GN Sta. ④ Lv	8 10 7 05	6 15 5 40 4 20 3 30 2 59 2 10 12 58 12 55 1 10		
					1 35						

Schedules shown are in local prevailing time

Chicago-Twin Cities and Pacific Northwest - Continued

WESTBOUND—Read Down			EASTBOUND—Read Up		
27 Western Star Daily	31 Empire Builder Daily	Miles from Chicago	Table 5 Mountain Time		28 Western Star Daily
4 50	1 40	1455	Lv Shelby	Ar	6 45
5 25	f 2 17	1480	Ar Cutbank	Lv	6 20
6 06	c 3 25	1513	Ar Browning	Lv	5 36
f 6 34	c 3 25	1526	Ar Glacier Park	Ar	f 5 10
f 7 30	c 5 25	1556	Lv Essex	Lv	f 3 59
f 8 16	c 5 25	1583	Ar Belton	Ar	f 3 15
f 8 26		1591	Ar Coram	Ar	f 2 58
8 42		1598	Ar Columbia Falls	Ar	2 45
9 00	6 00	1605	Ar Whitefish	Lv	2 30
9 10	6 05	1605	Lv Whitefish	Ar	6 10
f 9 31		1623	Ar Olney	Lv	6 00
f 9 47		1636	Ar Stryker	Lv	f 1 52
f 9 57		1632	Ar Trego	Ar	f 1 34
f 10 06		1646	Ar Fortine	Ar	f 1 24
10 22		1658	Ar Eureka	Ar	f 1 16
f 10 33		1667	Ar Rexford	Ar	12 44
11 35	f 8 35	1722	Ar Libby	Ar	f 3 30
12 01	9 05	1740	Ar Troy	Lv	3 10
Pacific Time West					
11 05	8 05	1740	Lv Troy	Ar	2 10
11 53		1771	Ar Bonners Ferry	Lv	10 05
f 12 07		1783	Ar Naples	Ar	9 16
12 35		1805	Ar Sandpoint	Ar	f 9 05
1 00		1827	Ar Priest River, Idaho	Ar	8 40
1 12		1833	Ar Newport, Wash.	Ar	8 13
f 2 01		1875	Ar Hillyard	Ar	8 03
2 15	11 15	1879	Lv Spokane GN. Sta.	Ar	f 7 15
Pacific Time					
3 00	11 45	1879	Lv Spokane GN. Sta.	Ar	10 40
5 18	2 01	2002	Ar Ephrata	Ar	6 15
5 37		2018	Ar Quincy	Ar	3 45
6 30	3 10	2054	Ar Wenatchee	Lv	3 15
6 40	3 20	2054	Lv Wenatchee	Ar	7 18
f		2065	Ar Cashmere	Lv	7 10
f		2073	Ar Peshastin	Lv	2 05
f		2076	Ar Leavenworth	Lv	f
		2103	Ar Berne (East Portal)	Ar	f
			Ar Cascade Tunnel (7.79 miles)	Ar	f
			Ar Scenic (West Portal)	Ar	f
		2112	Ar Monroe	Ar	f
		2161	Ar Snohomish	Ar	f
9 44	6 30	2176	Ar Everett	Lv	3 58
9 55	6 40	2176	Lv Everett	Ar	11 00
10 20	7 07	2191	Ar Edmonds	Ar	10 50
11 00	7 45	2209	Ar Seattle	Lv	3 31
			(King Street Station)	Lv	3 00

SPOKANE TO PORTLAND					
Western Star Daily	Empire Builder Daily	Miles	Table 6		Western Star Daily
9 30	11 40	0	Lv Spokane G. N. Sta.	Ar	9 50
11 02		89	Ar Pasco	Lv	5 40
12 20	2 30	146	Ar Pasco	Lv	3 54
12 45	2 45	148	Lv Pasco	Ar	7 10
3 00	4 43	273	Ar Wishram (See note below)	Ar	7 00
3 22		294	Ar Lyle	Ar	4 58
3 31	5 16	304	Ar Bingen—White Salmon	Ar	4 29
3 52	5 39	325	Ar Stevenson	Ar	11 17
4 25	6 12	356	Ar Camas	Ar	4 08
4 50	6 30	370	Ar Vancouver, Wash.	Lv	3 38
5 05	6 35	380	Lv Vancouver, Wash.	Lv	3 22
5 30	7 00	380	Ar Vancouver	Ar	3 19
			Ar Seattle	Lv	10 04
			Ar Portland	Lv	3 00
			Ar Vancouver	Lv	9 45

c—Conditional stop. The Empire Builder stops at Glacier Park and Belton, eastern and western rail entrances to Glacier National Park, during the summer season.

Note: Mixed train service is provided between Wishram and Bend. Consult agent.

The MAINSTREETER — via Helena					
Read Down			Read Up		
29 Daily	Bus N.P.T. Daily	Miles from Chicago	Table 7 See connecting service to and from Butte on Page 10 Mountain Time		30 Daily
4 50	2 35	1450	Lv Bozeman	Ar	10 30
5 00		1459	Ar Belgrade	Ar	4 16
5 10		1468	Ar Manhattan	Ar	
5 22		1474	Ar Logan	Ar	3 45
f 5 29		1480	Ar Trident	Ar	
	3 10		Ar Three Forks	Ar	9 50
f 6 00	f	1505	Ar Toston	Ar	f 2 54
6 16	3 50	1514	Ar Townsend	Ar	2 40
	f	1543	Ar East Helena	Ar	
7 00	4 30	1547	Ar Helena	Lv	8 35
7 05	4 35	1547	Lv Helena	Ar	8 30
f 7 29	f	1560	Ar Austin	Ar	
8 29	f	1576	Ar Elliston	Ar	f 1 04
	5 50	1580	Ar Avon	Ar	f 12 55
		1598	Ar Garrison	Lv	7 25
29 Daily	25 Daily		MAIN LINE—Continued		26 Daily
8 34	6 01	1596	Lv Garrison	Ar	7 24
8 58		1603	Ar Gold Creek	Lv	12 30
9 48	7 07	1616	Ar Drummond	Lv	11 17
10 01	7 17	1664	Lv Missoula	Ar	6 03
f 11 02		1702	Ar Ravalli	Lv	9 57
f 11 24		1722	Ar Perma	Ar	9 36
11 41	8 53	1735	Ar Paradise	Lv	9 20
Pacific Time West					
10 44	7 56	1735	Lv Paradise	Ar	3 14
f 11 24		1767	Ar Thompson Falls	Lv	8 15
		1808	Ar Noxon	Lv	f 7 25
		1815	Ar Heron, Mont.	Ar	f 6 40
		1827	Ar Colby, Idaho	Ar	
12 54	9 59	1854	Ar Sandpoint	Ar	12 55
f 1 24		1882	Ar Athol	Ar	5 45
f 2 09	11 17	1922	Ar Spokane NP. Sta.	Lv	f 5 15
2 19	11 30	1922	Lv Spokane NP. Sta.	Ar	4 35
2 41		1938	Ar Cheney	Ar	4 25
f 3 29		1987	Ar Ritzville	Ar	3 52
f 4 26		2032	Ar Connell	Ar	f 2 58
5 08	2 15	2067	Ar Pasco	Lv	f 1 56
5 23	2 40	2067	Lv Pasco	Ar	8 49
5 33		2070	Ar Kennewick	Lv	8 24
6 18		2107	Ar Prosser	Lv	1 05
f 6 49		2138	Ar Toppenish	Lv	12 55
7 23	4 35	2157	Ar Yakima	Lv	f 12 15
7 28	4 39	2157	Lv Yakima	Ar	f 11 46
8 23	5 34	2193	Ar Ellensburg	Lv	6 49
f 8 55		2218	Ar Cle Elum	Ar	6 44
		2231	Ar Easton	Ar	5 43
		2244	Ar Stampede	Ar	11 24
f 9 59		2252	Ar Lester	Ar	10 19
f 10 08		2260	Ar Maywood	Ar	9 53
f 10 33		2275	Ar Kanaskat	Ar	8 53
11 05	8 02	2295	Ar East Auburn	Lv	f 8 40
11 10	8 09	2295	Lv East Auburn	Ar	f 8 16
11 45	8 45	2318	Ar Seattle	Lv	3 05
			Ar East Auburn	Lv	2 59
			Ar Seattle	Lv	7 45
			Ar Seattle	Lv	7 15
PASCO TO PORTLAND					
23	21		PASCO TO PORTLAND		22
12 45	2 45	2067	Lv Pasco	Ar	7 00
4 50	6 30	2286	Ar Vancouver	Lv	3 22
5 30	7 00	2299	Ar Portland	Lv	10 10
			Ar Portland	Lv	3 00
			Ar Vancouver	Lv	9 45

CHICAGO-KANSAS CITY						
WESTBOUND—Read Down			EASTBOUND—Read Up			
19 Daily	5 Daily	Miles	Table 8 Central Time		6 Daily	20 Daily
9 15	11 59	0	Lv Chicago (Union Station) ⚡	Ar	9 40	5 30
⑨ 9 35	12 40	14	La Grange, La Grange Rd.	⑩	9 13	⑩ 4 55
10 05	f 12 49	38	Lv Aurora	Ar	8 44	4 30
⑥ 10 22	f 12 52	52	" Plano	"	"	f 4 15
		56	" Sandwich	"	⑮ 8 21	f 4 10
		66	" Leland	"	"	f 3 58
⑥ 10 36	f 1 09	72	" Earlville	"	"	f 3 52
10 53	1 22	83	" Mendota	①	7 54	3 41
11 13	1 44	104	" Princeton	"	7 32	3 19
	⑬ 1 55	117	" Buda	"	7 19	"
① 11 41	f 2 11	131	" Kewanee	"	"	2 56
11 51	f 2 19	139	Lv Galva	Ar	6 51	2 46
12 30	2 45	162	Ar Galesburg	Lv	6 30	2 25
			Lv Peoria	Ar		
	1 05	162	Lv Galesburg	Ar	6 15	1 55
	f 2 32	191	" Bushnell	⊗	f 5 40	f 1 10
	1 48	2 47	" Macomb	⊗	5 30	1 00
	f 2 08	f 3 05	" Augusta	⊗	5 00	f 12 38
	3 05	⑮ 3 12	" Golden	⊗	⑮ 4 52	"
		3 50	Ar Quincy, Ill. West Sta.	Lv	4 15	12 01
	② 9 10	263	Lv Quincy, Ill. Hannibal, Mo.	Ar	② 2 25	"
	② 9 55	280	Lv Quincy, Ill. West Sta.	Ar	② 1 35	11 38
	f 3 30	263	" Palmyra, Mo.	⊗	"	f 11 20
	f 3 45	275	" Monroe City	⊗	"	f 11 08
	f 3 59	291	" Shelbyna	⊗	"	f 10 53
	f 4 17	307	" Clarence	⊗	"	f 10 42
	f 4 28	319	" Macon	⊗	"	f 10 32
	f 4 50	331	" Bucklin	⊗	"	f 9 58
	f 5 14	354	Ar Brookfield	Lv	"	9 40
	5 35	365	Lv Brookfield	Ar	"	9 40
	5 35	365	Lv North Kansas City (153 West 14th Av.)	Lv	"	8 00

KANSAS CITY-ST. JOSEPH-OMAHA					
NORTHBOUND—Read Down			SOUTHBOUND—Read Up		
	35 Daily	Miles	Table 9 Central Time		36 Daily
	5 00	0	Lv North Kansas City (153 West 14th Av.)	Ar	12 30
	5 20	12	" Parkville	⊗	11 37
	5 38	29	" Beverly, Mo. (Leavenworth)	⊗	11 21
	5 43	33	" Weston, Mo.	⊗	11 15
	5 58	46	Lv Armour (Atchison, Kan.)	⊗	11 05
	6 23	64	Ar St. Joseph	Lv	10 48
	6 28	64	Lv St. Joseph	Ar	10 43
	6 44	77	" Nodaway	⊗	10 25
	6 49	83	" Forbes	⊗	10 20
	6 55	92	" Forest City	⊗	10 15
	7 02	98	" Napier	⊗	10 10
	7 07	102	" Bigelow	⊗	10 05
	7 17	110	" Craig	⊗	9 56
	7 34	125	" Langdon	⊗	9 40
	7 46	134	" Watson, Mo.	⊗	9 30
	7 57	142	" Hamburg, Ia.	⊗	9 21
	8 06	150	" Payne, Ia. (Nebraska City)	⊗	9 13
	8 34	175	" Pacific Junction	⊗	8 47
	8 52	191	Lv Council Bluffs	Ar	8 31
	9 30	195	Lv Omaha, Nebr.	Ar	8 15

CHICAGO-WINONA JCT.-ROCHESTER					
Read Down			Read Up		
No. 25-31	Table 10		No. 10	No. 32-26-8	
1 00	Lv Chicago	Ar	11 15	2 55	
6 03	Ar Winona Jct.	Lv	5 52	9 40	
6 10	Ar Winona	Lv	5 40	9 30	
Bus	Rochester Yellow Cab Company		Bus	Bus	
6 50	Lv Winona	Ar	5 20	9 20	
8 00	Ar Rochester	Lv	4 00	8 00	

Bus Operates Between CB&Q Station Winona and Jefferson Bus Depot, Rochester, stopping at Kahler Hotel. Bus driver will collect fare.

ST. PAUL-MINNEAPOLIS AND SUPERIOR-DULUTH									
Read Down					Read Up				
Daily 39 Gopher	Daily 53 Badger	Miles	Table 11 Central Standard Time		Daily 54 Badger	Daily 40 Gopher			
5 30	8 10	0	Lv St. Paul	Ar	11 00	8 30			
5 52	8 30	11	Ar Minneapolis	Lv	10 40	8 05			
6 00	8 35	11	Lv Minneapolis	Ar	10 35	8 00			
	f 9 07	41	" Bethel	"	f 9 58	"			
	9 14	47	" Isanti	"	9 52	"			
6 43	9 23	52	" Cambridge	"	9 45	7 15			
		57	" Grandy	⊗	"	"			
	f 9 37	60	" Stanchfield	⊗	f 9 29	"			
	9 43	63	" Braham	"	9 26	"			
	9 48	68	" Grasston	⊗	9 21	"			
	f 9 53	74	" Henriette	⊗	f 9 16	"			
	f 9 58	80	" Brook Park	⊗	f 9 11	"			
	10 07	88	" Hinckley	"	9 02	"			
7 30	10 17	97	" Sandstone	"	8 53	6 30			
	10 26	103	" Askov	"	8 43	"			
	f 10 36	111	" Bruno	⊗	f 8 35	"			
	f 10 43	117	Lv Kerrick	Ar	f 8 29	"			
8 35	11 30	156	Ar Superior (Union Sta.)	Ar	7 45	5 25			
8 50	11 45	160	Ar Duluth (Bus Station)	Lv	7 30	5 10			

Burlington Northern trains originate and terminate in Superior, Wisconsin. Connecting charter bus service is provided to and from Duluth, Minnesota. No Checked Baggage or Remains handled between Duluth and Superior.

MINNEAPOLIS-ST. PAUL-ROCHESTER											
Read Down					Read Up						
Daily	Daily	Daily	Daily	Daily	Table 12 Central Time		Daily	Daily	Daily		
7 10	12 45	4 30	6 00	8 30	Lv Minneapolis	Ar	9 25	12 15	4 30	6 50	10 40
7 35	1 10	5 00	8 50	8 50	Lv St. Paul	Ar	11 50	4 05	6 30	10 20	
9 30	3 00	6 50	8 00	10 45	Ar Rochester	Lv	7 30	10 00	2 25	4 45	8 35

Limousine and Ambulance Service also available to and from Rochester connecting with B N trains. Ask agent for details.

BILLINGS-LEWISTOWN-GREAT FALLS									
Read Down					Read Up				
IMT Bus Daily	IMT Bus Daily	Table 13 Mountain Time				IMT Bus Daily	IMT Bus Daily		
8 00	7 30	Lv Billings	Ar	10 45	11 30				
10 50	10 15	Lv Lewistown	Ar	8 00	8 45				
11 20	10 45	" Hobson	Lv	7 22	8 15				
11 25	10 50	Ar Moccasin	Lv	7 17	8 10				
11 25	10 50	Ar Moccasin	Ar	7 17	8 10				
	11 01	" Windham	Lv	"	"				
11 47	11 10	" Stanford	"	6 54	7 50				
12 47	11 30	" Geyser	"	6 35	7 30				
12 20	11 42	" Raynesford	"	6 21	7 18				
12 36	11 58	Lv Belt	"	6 03	7 02				
1 10	12 30	Ar Great Falls	Lv	5 30	6 30				

LIVINGSTON-GARDINER									
Read Down					Read Up				
Nov. 1 thru April 30 Bus Mon. Wed., Fri.	June 15 thru Sept. 11	May 1 thru Oct. 31	Table 14 Mountain Time		May 1 thru Oct. 31	June 15 thru Sept. 11	Nov. 1 thru April 30 Bus Mon. Wed., Fri.		
3 00	5 15	2 15	0	Lv Livingston 1	Ar	11 00	1 20	11 15	
			23	" Emigrant	Lv	9 45	12 15	10 00	
			23	" Chico Hot Springs	Lv	9 30	12 00	9 45	
4 30	6 20	3 20	52	Ar Gardiner	Lv	9 30	12 00	9 45	
4 45	6 35	3 35	57	Ar Mammoth	Lv	9 30	12 00	9 45	

BOZEMAN-WEST YELLOWSTONE									
Read Down					Read Up				
Y.P. Bus Daily	Table 15 Mountain Time				Y.P. Bus Daily				
4 15	Lv Bozeman	Ar	10 30						
6 15	Ar West Yellowstone	Lv	8 30						

ST. PAUL, MINNEAPOLIS, FARGO, GRAND FORKS AND WINNIPEG

WESTBOUND—Read Down

EASTBOUND—Read Up

Western Star		Miles from St. Paul	Table 16 Central Time		Western Star	
47 Daily	27 Daily		28 Daily	48 Daily	28 Daily	48 Daily
	8 30	0	Lv St. Paul	Ar	6 15	
	8 55	11	Ar Minneapolis	Lv	5 50	
	9 05	11	Lv Minneapolis	Ar	5 40	
	10 25	77	Ar St. Cloud	Ar	4 20	
	11 10	119	Lv Sauk Centre	Lv	4 15	
	11 31	144	Ar Alexandria	Ar	3 30	
	12 02	189	Ar Fergus Falls	Ar	2 59	
	12 59	220	Ar Barnesville	Ar	2 10	
	1 28	243	Ar Moorhead, Minn.	Ar	1 35	
	1 35	244	Ar Fargo, N.D.	Lv	12 58	
	1 50	244	Lv Fargo	Lv	12 55	
	2 27	283	Ar Hillsboro	Ar	12 45	
	3 05	323	Ar Grand Forks	Lv	12 08	
	4 00	323	Lv Grand Forks	Ar	11 05	
	4 31	346	Ar Crookston	Lv	10 34	
	4 59	359	Ar Crookston Pass. Station	Lv	10 15	
	5 09	367	Ar Euclid	Ar	10 06	
	5 21	376	Ar Warren	Ar	9 56	
	5 32	386	Ar Argyle	Ar	9 44	
	5 43	394	Ar Stephen	Ar	9 34	
	5 50	403	Ar Donaldson	Ar	9 21	
	6 02	407	Ar Kennedy	Ar	9 15	
	6 19	417	Ar Hallock	Ar	9 04	
	6 30	422	Ar Northcote	Ar	8 50	
		429	Ar Humboldt	Ar	8 30	
		437	Ar Noyes	Lv		
			International Boundary			
	6 43	438	Lv Emerson, Man.	Lv	8 22	
	6 57	439	Ar Emerson Jct.	Ar	8 16	
	7 31	464	Ar Morris, Man.	Ar	7 43	
	8 30	504	Ar Winnipeg	Lv	6 45	

Train 27 connects at Grand Forks with Train 47 for Winnipeg.

Train 28 connects at Grand Forks with Train 48 from Winnipeg.

φ—Taxi service is provided in both directions between Crookston and North Crookston Passenger Station for revenue passengers and personal luggage.

BEMIDJI AND INTERNATIONAL FALLS

Read Down

Read Up

N P T Bus Daily	Miles	Table 17 Central Time		N P T Bus Daily
		Rail Tickets Honored for Minnesota intrastate passengers only—SEE NOTE		
4 20	0	Lv Bemidji	Ar	1 20
f 4 50	16	Ar Tenstrike	Ar	f 12 40
f 5 10	23	Ar Blackduck	Ar	f 12 20
f 5 55	30	Ar Funkley	Ar	f 11 35
6 20	39	Ar Northome	Ar	f 11 10
6 50	45	Ar Mizpah	Ar	f 10 50
	71	Ar Big Falls	Ar	
	89	Ar Littlefork	Ar	
	105	Ar International Falls	Lv	

NOTE—DAILY bus service Saturday through Tuesday from June 6 to September 10. During balance of season, schedule is daily except Friday and Saturday.

HAVRE-GREAT FALLS-SHELBY

WESTBOUND—Read Down

EASTBOUND—Read Up

I M T Bus Daily	R D C 33 Daily	Miles from St. Paul	Table 18 Mountain Time		Miles from Seattle	34 Daily	I M T Bus Daily
12 55	3 20	924	Lv Havre	Ar	975	7 40	11 30
1 15		939	Ar Laredo	Ar	960		11 00
1 30		939	Ar Box Elder	Ar	950		10 50
1 45	4 00	959	Ar Big Sandy	Ar	939	6 59	10 40
2 15		990	Ar Chappell	Ar	908		9 55
2 50	5 03	1003	Ar Fort Benton	Ar	896	5 56	9 45
3 05		1018	Lv Carter	Ar	880		9 20
3 30	6 10	1047	Ar Great Falls	Lv	851	5 00	8 30
I M T Bus Daily	I M T Bus Daily		Lv Great Falls	Ar	851	2 35	12 05
5 30	8 15	1047	Ar Dutton	Ar	815	1 49	11 17
6 47	9 02	1084	Ar Brady	Ar	797	1 30	10 58
7 05	9 22	1101	Lv Conrad	Ar	783	1 13	10 40
7 25	9 40	1114	Lv Shelby	Lv	753	12 40	10 05
8 05	10 25	1146					

Buses do not always arrive at or depart from Passenger Stations. Consult Agent. Railway tickets honored.

IMT—Intermountain Transportation Company. Railway tickets honored.

SEATTLE-TACOMA-PORTLAND

Tickets reading BN or U.P. railroads are interchangeable on all trains to any point between Seattle and Portland, inclusive. Passengers using optional routes should recheck their baggage, otherwise it may be subject to delay. See page 7 for equipment.

Read Down

Read Up

U.P. 337	B.N. 195	B.N. 199	Miles	Table 19 Pacific Time		U.P. 338	B.N. 198	B.N. 196
Union Station	King St. Station	King St. Station		Union Station	King St. Station	King St. Station		
5 30	12 15	8 05	0	Lv Seattle	Ar	1 30	5 30	8 45
c 5 53		c 8 26	16	Ar Kent	Lv			
c 5 59		c 8 32	22	Ar Auburn	Lv		c 4 59	
c 6 10		c 8 40	29	Ar Sumner	Lv			
		c 8 44	32	Lv Puyallup	Lv			c 8 04
6 27	1 02	8 57	40	Ar Tacoma	Lv	12 38	4 33	7 53
6 32	1 05	9 01	40	Lv Tacoma	Ar	12 34	4 25	7 49
7 14	1 47	9 43	75	Ar East Olympia	Lv	11 53	f 3 44	7 08
7 37	2 10	10 04	94	Lv Centralia	Lv	11 32	3 21	6 47
7 37	2 10	10 07	94	Lv Centralia	Ar	11 32	3 21	6 47
7 44	2 17	10 14	98	Ar Chehalis	Lv	11 24	3 11	6 39
c 7 59		10 30	111	Ar Winlock	Lv		c 2 56	
		f 10 47	128	Ar Castle Rock	Ar		f 2 29	
8 25	2 58	10 59	137	Ar Kelso-Longview	Ar	10 40		5 55
		f 11 11	147	Lv Kalama	Lv			
9 08	3 38	11 43	176	Ar Vancouver	Lv	10 03	1 49	5 18
9 08	3 38	11 43	176	Lv Vancouver	Ar	10 03	1 49	5 18
9 30	4 00	12 05	186	Ar Portland	Lv	9 45	1 30	5 00

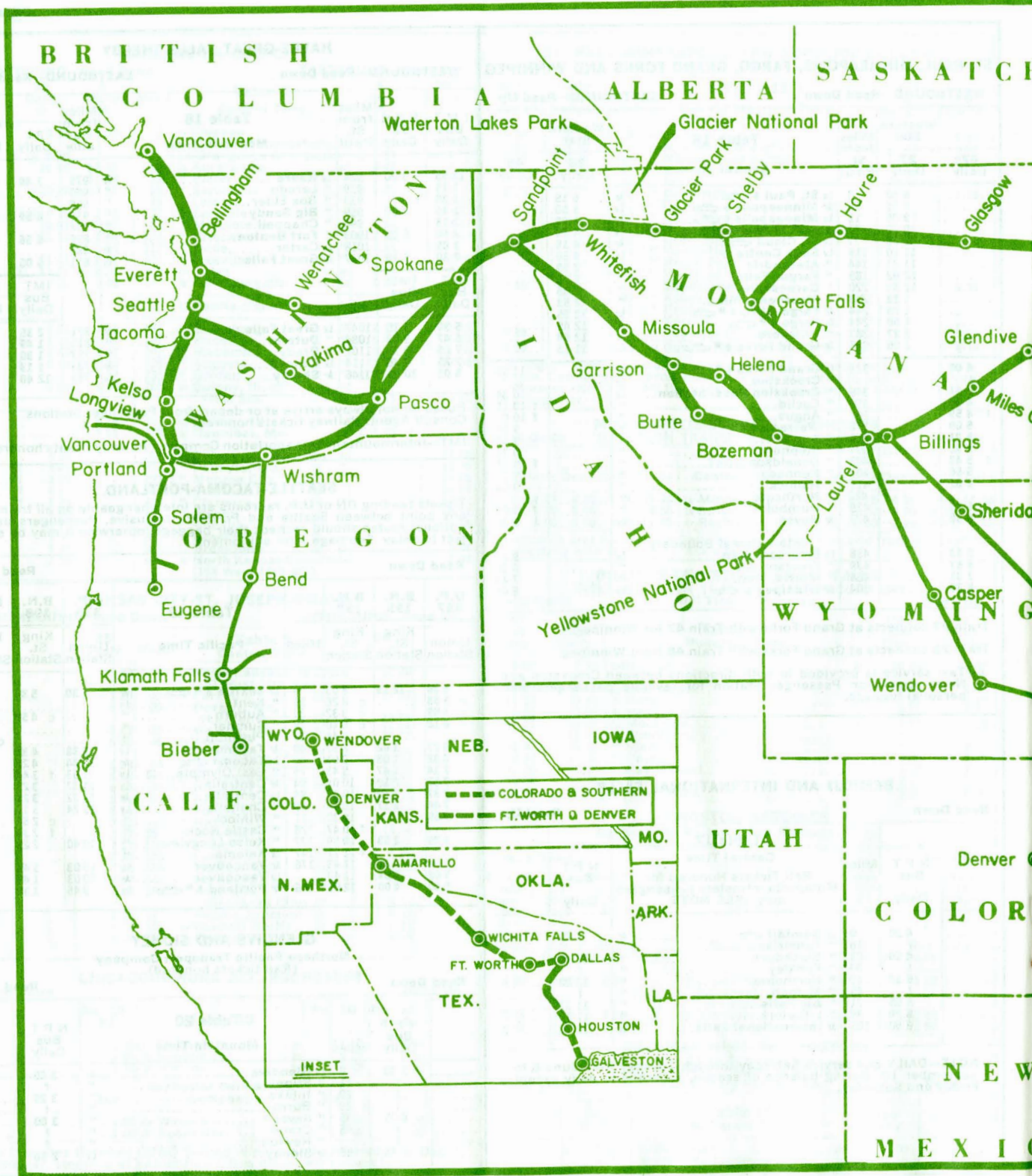
GLENDEVE AND SIDNEY

Northern Pacific Transport Company
(Rail tickets honored)

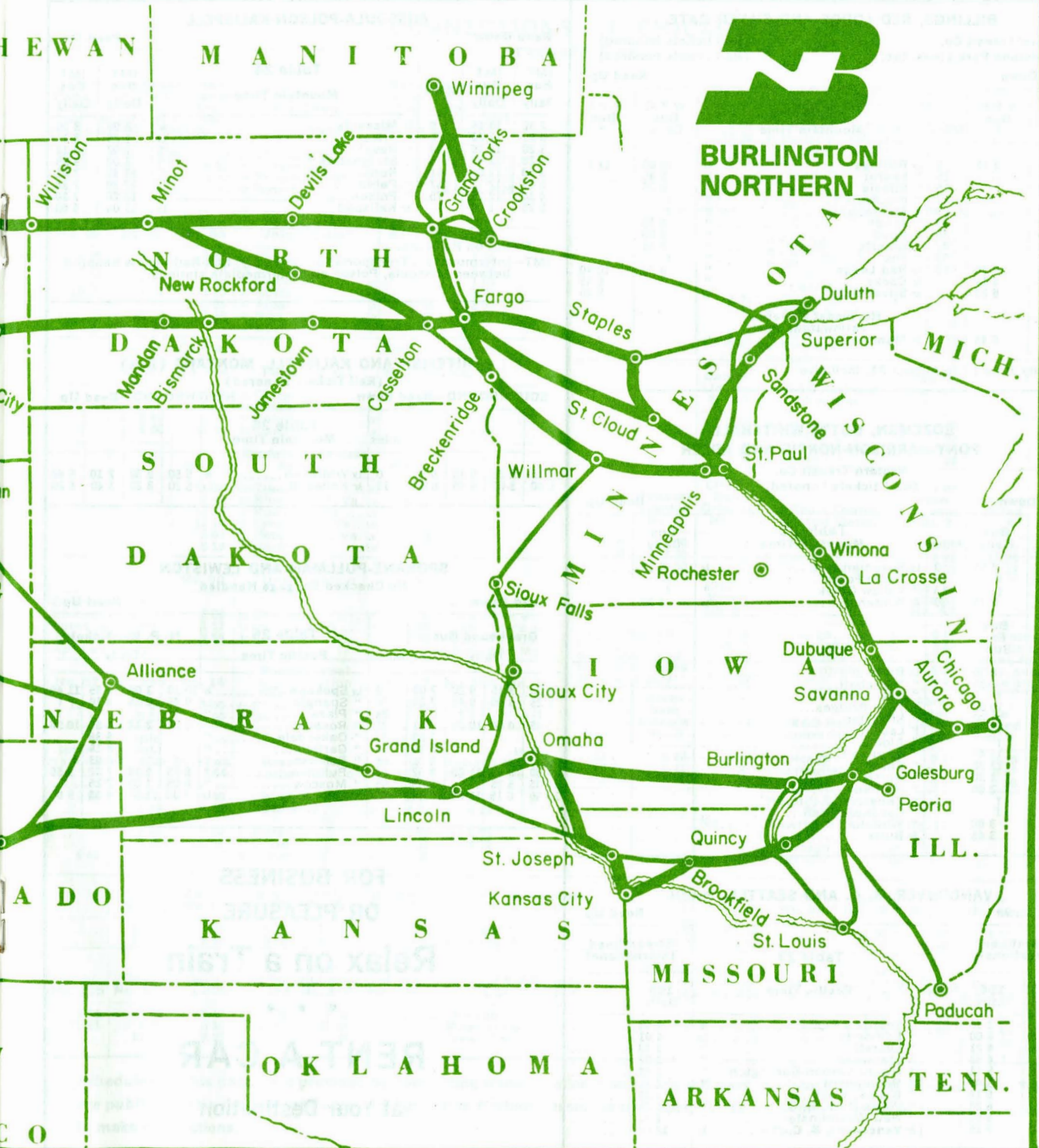
Read Down

Read Up

N P T Bus Daily	Miles	Table 20 Mountain Time		N P T Bus Daily
7 30	0	Lv Glendive	Ar	3 45
f 8 05	11	Ar Stipek	Ar	f 3 20
f 8 45	20	Ar Intake	Ar	f 3 00
	29	Ar Burns	Ar	f 2 30
	35	Ar Savage	Ar	f 2 30
	45	Ar Crane	Ar	f 2 30
	55	Ar Newlon	Ar	
		Ar Sidney	Lv	



BURLINGTON NORTHERN INC. — Formerly the Great Northern; Northern Pacific; Chicago, Burlington & Quincy; Spokane



Portland and Seattle and Pacific Coast Railroads.

BILLINGS, RED LODGE AND SILVER GATE

Western Transit Co.
Yellowstone Park Lines, Inc.

(Rail tickets honored)
(Rail tickets honored)

Read Down

Read Up

W T C Bus Daily	Y P L Bus	Miles	Table 21 Mountain Time		W T C Bus Daily	Y P L Bus
2 15	1 15	0	Lv Billings	Ar	10 00	12 1
2 40		15	" Laurel	Lv	9 40	
2 50		25	" Silesia	"	9 25	
f		27	" mockvale	"	f	
f		29	" Montauqua	"	f	
3 00		33	" Joliet	"	9 10	
3 10		36	" Boyd	"	9 00	
3 20		47	" Roberts	"	8 45	
f		53	" Fox	"	f	
3 45	2 30	59	Lv Red Lodge	"	8 30	10 40
	5 18		Ar Cooke	"		8 45
	5 23		Ar Silver Gate	Lv		8 40
			Northeast Entrance Yellowstone Park			
		6 35	Ar Mammoth	Lv	7 30	

*—Daily June 11 to August 31, inclusive.

BOZEMAN, BUTTE-WHITEHALL, PONY-HARRISON-NORRIS AND ADLER

Western Transit Co.
(Rail tickets honored)

Read Down

Read Up

Bus Daily	Miles	Table 22 Mountain Time		Bus Daily
4 55	0	Lv Bozeman	Ar	4 10
f	7	" Three Forks	"	f
f	13	" Willow Creek	"	f
6 15	39	Ar Whitehall	Lv	2 20
Bus Ex. Sun.				
8 30		Lv Butte		
9 15		" Whitehall		
f		" Silver Star		
10 00		" Twin Bridges		
11 00		" Sheridan		
f		" Laurin		
f		" Alder		
11 45		" Virginia City		
12 30		" Ennis		
1 30		" Norris		
2 00		" Harrison		
f		" Pony		
f		" Cardwell		
3 00		" Whitehall		
3 45		Ar Butte		

VANCOUVER, B. C. AND SEATTLE, WASH.

Read Down

Read Up

Streamlined International	Miles	Table 23 Pacific Time		Streamlined International
194 Daily				193 Daily
3 30		Lv Seattle	Ar	4 35
4 00		" Edmonds	Lv	4 01
4 21		" Everett	"	3 38
f 4 53		" Stanwood	"	f 3 02
5 11		" Mount Vernon-Burlington	"	2 48
5 49		" Bellingham	"	2 11
6 16		" Blaine, Wash.	"	1 41
6 24		" White Rock, B. C.	"	1 28
6 54		" New Westminster	"	1 01
7 15		Ar Vancouver, B. C.	Lv	12 40

MISSOULA-POLSON-KALISPELL

Read Down

Read Up

IMT Bus Daily	IMT Bus Daily	Miles	Table 24 Mountain Time		IMT Bus Daily	IMT Bus Daily
2 30	10 45	0	Lv Missoula	Ar	2 00	9 05
3 05	11 20	28	" Arlee	Lv	1 20	8 25
3 20	11 35	39	" Ravalli	"	1 07	8 12
3 28	11 43		" St. Ignatius	"	1 00	8 05
3 50	12 05	61	" Ronan	"	12 36	7 41
3 56	12 11	67	" Pablo	"	12 30	7 34
4 10	12 25	75	" Polson	"	12 20	7 20
5 25	1 40		Ar Kalispell	Lv	11 00	6 00

⊙—Not on Rail Line.

IMT—Intermountain Transportation Company, Bus-Rail tickets honored between Missoula, Polson and intermediate stations.

WHITEFISH AND KALISPELL, MONTANA (Bus)

(Rail Tickets Honored)

SOUTHBOUND—Read Down

NORTHBOUND—Read Up

			Miles	Table 25 Mountain Time						
6 10	2 35	9 15	6 15	0	Lv Whitefish	Ar	5 50	8 50	2 10	5 50
6 40	3 05	9 45	6 45	13	Ar Kalispell	Lv	5 20	8 20	1 40	5 20

SPOKANE-PULLMAN AND LEWISTON

No Checked Baggage Handled

Read Down

Read Up

Greyhound Bus Daily		Miles	Table 26 Pacific Time		N. P. Ry. Tickets Daily					
8 00	3 15	9 20	7 00	0	Lv Spokane	Ar	10 10	3 00	9 35	11 40
8 25	3 40	9 45	7 24	20	" Spangle	Lv	9 45	2 35	9 10	f
f	f	f	f	28	" Plaza	"	f	f	f	f
8 45	4 00	10 05	7 41	36	" Rosalia	"	9 28	2 18	8 53	10 56
			7 58	47	" Oakesdale	"			8 36	
			8 15	58	" Garfield	"			8 19	
			8 31	68	" Palouse	"			8 03	
			8 4	84	" Pullman	"	8 25	1 15	7 42	9 55
9 50	5 05	11 05	8 52	95	" Moscow	"	8 05	1 00	7 25	
10 05	5 25		9 09	95	Ar Lewiston	Lv	7 00	11 55	6 30	9 00
10 55	6 15	12 05	10 14	146	(Clarkston)					

FOR BUSINESS
OR PLEASURE

Relax on a Train

...

RENT A CAR

at Your Destination

CONNECTIONS AT CHICAGO

STANDARD TIME

Penn Limited No. 54	The Admiral No. 50	Broadway Limited No. 48	Manhattan Limited No. 22	Penn Central Union Station		Manhattan Limited No. 23	Broadway Limited No. 49	Penn Limited No. 55	No. 53
10 30	6 30	4 30	11 00	Lv Chicago	Ar	7 25	8 35	3 10	8 05
8 20	4 40	1 11	9 20	Ar Pittsburgh	Lv	11 30	1 35	7 35	11 45
4 30	12 25	7 48	5 22	Ar Philadelphia	Lv	3 02	6 21	11 28	
6 15	2 00	9 50	7 45	Ar New York	Lv	1 30	4 55	9 25	

No. 98	No. 28-62	No. 64	Penn Central Union Station		No. 61-27	No. 63
9 15	2 35	8 35	Lv Chicago	Ar	11 30	7 25
3 00	8 05	2 20	Ar Toledo	Lv	7 45	3 25
5 15	10 10	4 40	Ar Cleveland	Lv		1 00
10 15	1 35	9 15	Ar Buffalo	Lv	2 50	8 25
	7 10	3 35	Ar Albany	Lv	9 30	2 00
	10 10	7 10	Ar New York	Lv	6 30	10 30
	12 15		Ar Boston	Lv	4 00	

Union Station No. 66	Central Station No. 304	Penn Central		Central Station No. 303	Union Station No. 65
	11 20	Lv Chicago	Ar	1 45	3 00
	8 45	Ar Indianapolis	Lv	10 45	
	8 00	Ar Columbus	Lv	5 25	
		Ar Cincinnati	Lv	8 20	

No. 4	Norfolk & Western Railway		No. 3
	Lv Cincinnati	Ar	7 35
	Ar Bluefield, W. Va.	Lv	11 30
	Ar Roanoke, Va.	Lv	8 35
	Ar Lynchburg, Va.	Lv	7 05
	Ar Petersburg, Va.	Lv	4 25
	Ar Norfolk, Va.	Lv	2 40

No. 90	Penn Central Union Station		No. 93
Operates from Chicago odd dates June and July, even dates April and May	Lv Chicago	Ar	8 00
	Ar Indianapolis	Lv	4 50
	Ar Louisville	Lv	2 20
			Operates from Louisville even dates June and July, odd dates April and May

No. 52	No. 356	No. 14	Penn Central Union Station		No. 17	No. 355	No. 351
10 05	4 00	1 05	Lv Chicago	Ar	1 20	12 10	5 45
5 30	10 55	8 00	Ar Detroit	Lv	8 25	5 05	11 30

Inter-National No. 156	Maple Leaf No. 158-168	Mohawk No. 164	Grand Trunk Dearborn Station		Maple Leaf No. 169-159	Mohawk No. 165	Inter-National No. 155
9 00	9 30	4 40	Lv Chicago	Ar	6 30	9 23	8 20
	3 38	9 19	Ar Durand	Lv	2 20	6 02	
	3 45	9 20	Lv Durand	Ar	1 59	6 01	
	5 25	10 55	Ar Detroit	Lv	12 15	4 30	
	11 10		Ar Toronto	Lv	8 00		11 05

Daily No. 1	Daily No. 9	Daily No. 23	Daily No. 5	Ex. Sun. No. 27	Milwaukee Road Union Station		Daily No. 56	Daily No. 4	Ex. Sun. No. 24	Daily No. 12	Daily No. 6	Daily No. 46
10 30	7 25	4 20	10 30	8 55	Lv Chicago	Ar	5 00	7 45	9 15	12 55	3 00	
11 59	8 50	5 45	11 58	10 20	Ar Milwaukee	Lv	3 20	6 05	7 50	11 30	1 44	5 25
												4 00

Daily No. 125	Daily No. 121	Daily No. 209	Daily No. 153	Sun. and Hol. No. 239	Ex. Sun. and Hol. No. 149	C&N.W. Railway C&N.W. Station		Ex. Sun. and Hol. No. 152	Daily No. 206	Daily No. 214	Ex. Sun. and Hol. No. 160	Sun. and Hol. No. 164	Daily No. 216	Sun. and Hol. No. 168
9 31	6 31	4 12	11 20	9 30	8 00	Lv Chicago	Ar	9 15	10 35	12 35	5 55	7 30	9 30	9 55
11 15	8 30	6 10	12 59	11 05	9 45	Ar Milwaukee	Lv	7 40	8 58	10 58	4 10	5 40	7 45	8 15
	11 15	9 25	4 15	1 40		Ar Green Bay	Lv		6 00	8 20			4 40	5 27

Schedules on this page were provided by connecting transportation companies and were the latest available at press time. They are published as a convenience only and Burlington Northern assumes no responsibility for errors, changes in schedules, failure to make connections, etc.

Schedules shown are in local prevailing time

CONNECTING RAIL LINES

STANDARD TIME

CONNECTIONS AT MINNEAPOLIS AND ST. PAUL

Read Down			Read Up		
4	56	6	Chicago, Milwaukee, St. Paul and Pacific Milwaukee Station	5	1
Daily	Daily	Daily		Daily	Daily
10 40	7 25	7 30	Lv Minneapolis (C.T.)..... Ar	7 20	8 00
11 20	8 15	8 05	" St. Paul..... Ar	6 40	7 00
1 12	10 10	9 44	" Winona..... Lv	4 30	4 55
2 00	11 05	10 19	" La Crosse..... "	3 55	4 20
5 40	3 00	1 40	Ar Milwaukee..... Lv	12 09	12 14

CONNECTIONS AT BUTTE

Read Down		Read Up	
Fri., Sun. and Tues.	Union Pacific Burlington Northern Station	Thurs., Sat. and Mon.	
7 30	Lv Butte (M.T.)..... Ar	7 30	
9 25	" Dillon..... Lv	5 27	
12 45	Ar Idaho Falls..... "	1 40	
2 05	" Pocatello..... "	12 25	
7 00	" Salt Lake City..... "	7 30	
1 00	Ar Los Angeles (P.T.)..... Lv	12 45	

CONNECTIONS AT SEATTLE

SEATTLE AND BREMERNTON Washington State Ferries

Leave SEATTLE every hour on the hour 6:00 a.m. to 10:00 p.m.
Operates from Seattle Ferry Terminal.
Leave BREMERNTON every hour on the hour 6:00 a.m. to 11:00 p.m.

SEATTLE-VICTORIA

Canadian Pacific Steamships
"S.S. Princess Marguerite"—81 Miles
May 1 to September 6, 1970

Read Down		Read Up	
5 30	Lv Victoria..... Ar	12 30	
9 30	Ar Seattle..... Lv	8 30	

CONNECTIONS AT PORTLAND

Read Down		Read Up	
11 Daily	Southern Pacific Co. Union Station	12 Daily	
See Table 19 for Seattle-Portland Service			
4 15	Lv Portland (P.T.)..... Ar	12 40	
6 40	Ar Eugene..... Lv	9 50	
9 05	" Oakland..... "	7 40	
9 40	" San Francisco..... "	7 00	
8 05	Ar Los Angeles..... Lv	8 30	

Subject to special "Cascade" change for interstate travel.
Seat reservations not required for California intrastate passengers.
Chair Car seats may be reserved in advance if desired.

CONNECTIONS AT WINNIPEG

Read Down		Read Up	
7 Daily	1 Daily	Canadian National Railways	
11 15	5 05	Lv Montreal (E.T.)..... Ar	5 45
2 00	7 25	" Ottawa..... Ar	3 25
11 59	6 35	" Toronto..... Ar	3 20
8 45	10 35	Ar Winnipeg (C.T.)..... Lv	9 55
11 20	Lv Winnipeg (C.T.)..... Ar	9 10	
9 10	Ar Saskatoon..... Lv	11 30	
2 25	" Edmonton (M.T.)..... "	4 00	
7 40	" Jasper..... "	11 05	
11 00	" Vancouver (P.T.)..... Lv	5 30	
93 Tue., Thur., Sun.		92 Tue., Thur., Sat.	
5 30	Lv Winnipeg (C.T.)..... Ar	8 15	
7 40	Ar The Pas..... Lv	6 10	
5 10	" Thompson..... Lv	9 05	
8 00	" Churchill..... Lv	7 00	

CONNECTION AT NORTH VANCOUVER, B. C.

Read Down		Read Up	
1 Daily	Canadian Pacific		2 Daily
2 00	Lv Montreal (E.T.)..... Ar	7 55	
5 15	" Toronto..... Ar	4 20	
10 10	Ar Winnipeg (C.T.)..... Lv	9 50	
10 45	Lv Winnipeg (C.T.)..... Ar	9 20	
6 00	Ar Regina..... Lv	1 50	
7 02	" Moose Jaw..... "	12 51	
2 30	" Calgary (M.T.)..... "	3 10	
5 05	" Banff..... "	1 05	
6 05	" Lake Louise..... "	12 18	
2 45	" Kamloops (P.T.)..... "	1 40	
10 10	Ar Vancouver..... Lv	6 30	

Read Down		Read Up	
Dayliner Mon., Wed., Fri.	1 Daily	Pacific Great Eastern Railway North Vancouver—Dawson Creek	
	8 00	Lv North Vancouver (P.T.)..... Ar	9 30
	9 19	Ar Squamish..... Lv	8 06
	1 15	" Lillooet..... Lv	4 05
	1 25	Lv Lillooet..... Ar	3 55
f	2 53	" Clinton..... Lv	2 17
	6 05	" Williams Lake..... Lv	11 18
	7 45	" Quesnel..... Lv	9 23
	9 50	Ar Prince George (P.T.)..... Lv	7 30
	Daily	BUS	
	11 45	Lv Prince George (P.T.)..... Ar	5 25
	2 20	" Parnip River..... Lv	2 55
	5 40	Ar Chetwynd (M.T.)..... Lv	1 45
	5 50	Lv Chetwynd..... Ar	1 25
	7 30	Ar Dawson Creek..... Lv	11 55

Schedules on this page were provided by connecting transportation companies and were the latest available at press time. They are published as a convenience only and Burlington Northern assumes no responsibility for errors, changes in schedules, failure to make connections, etc.

ONE-WAY AND ROUND-TRIP RAIL FARES—SLEEPING AND PARLOR CAR FARES

Fares effective April 26, 1970. For information only. Subject to change without notice herein.

	FIRST CLASS		COACH CLASS		SLEEPING CAR		FIRST CLASS		COACH CLASS		SLEEPING CAR
	One Way	6 Months Round Trip	One Way	6 Months Round Trip	Roomette One Way		One Way	6 Months Round Trip	One Way	6 Months Round Trip	Roomette One Way
CHICAGO, ILL. To											
Billings, Mont.	\$ 53.27	\$106.54	\$41.96	\$83.92	\$20.70	OMAHA, NEBR. To					
Bismarck, N. D.	35.40	70.80	27.90	55.80	13.80	Boston, Mass.	108.43	216.86	72.01	144.02	27.88
Burlington, Iowa	10.10	20.20	7.95	15.90		Buffalo, N. Y.	68.18	136.36	46.76	93.52	22.44
Butte, Mont.	63.31	124.00	49.84	99.68	23.75	Chicago, Ill.	24.43	48.86	19.26	38.52	9.40
Colorado Springs, Colo.	49.00	97.45	39.19	77.83	d 17.10	Cincinnati, Ohio	48.93	97.86	34.76	69.52	20.62
Council Bluffs, Iowa	24.03	48.06	18.91	37.82	9.40	Cleveland, Ohio	52.68	105.36	37.26	74.52	20.62
Creston, Iowa	19.30	38.60	15.22	30.44	8.10	Colorado Springs, Colo.	26.80	53.05	21.73	42.91	10.55
Denver, Colo.	46.15	92.30	36.34	72.68	17.10	Denver, Colo.	23.95	47.90	18.88	37.76	10.55
Duluth, Minn.	8.72	17.44	6.91	13.82		Detroit, Mich.	48.18	96.36	34.01	68.02	20.62
East Dubuque, Ill.						Galesburg, Ill.	16.62	33.24	13.12	26.24	8.10
Fargo, N. D.	27.13	54.26	21.39	42.78	12.20	Indianapolis, Ind.	39.68	79.36	29.01	58.02	20.62
Ft. Morgan, Colo.	42.67	85.34	33.63	67.26	16.00	Kansas City, Mo.	9.77	19.54	7.71	15.42	
Galesburg, Ill.	7.98	14.40	6.29	12.58		Lincoln, Nebr.	2.46	4.45	1.93	3.50	
Glacier Park, Mont.	62.89	124.00	49.55	99.10	24.75	Los Angeles, Cal.	74.82	132.00	58.92	113.00	29.15
Glenwood Springs, Colo.	52.78	105.56	41.55	83.10	20.20	Mc Cook, Nebr.	12.61	25.22	9.94	19.88	8.10
Grand Junction, Colo.	56.59	113.18	44.56	89.12	21.70	New York, N. Y.	98.43	196.86	65.76	131.52	26.01
Great Falls, Mont.	60.65	121.30	47.79	95.58	h 23.25	Philadelphia, Pa.	91.43	182.86	61.26	122.52	24.69
Hastings, Nebr.	28.94	57.88	22.82	45.64	10.55	Pittsburgh, Pa. via PC	63.43	126.86	43.76	87.52	20.62
Havre, Mont.	55.41	110.82	43.65	87.30	21.70	Pittsburgh, Pa. via B&O	60.43	120.86	43.51	87.02	34.40
Helena, Mont.	63.31	124.00	49.84	99.68	23.75	Portland, Ore.	76.07	131.00	59.92	115.00	29.15
Jamestown, N. D.	31.06	62.12	24.49	48.98	12.20	Quincy, Ill.	17.02	34.04	13.43	26.86	
Kansas City, Mo.			17.73	35.46		St. Joseph, Mo.	6.69	13.38	5.28	10.56	
Kewanee, Ill.	6.43	12.86	5.06	10.12		Salt Lake City, Utah	43.89	87.78	34.60	69.20	18.65
La Crosse, Wis.	12.91	25.82	10.17	20.34	8.10	San Francisco, Cal.	74.82	132.00	58.92	113.00	29.15
Lincoln, Nebr.	24.67	49.34	19.43	38.86	9.95	Seattle Wash.	82.54	131.00	65.07	115.00	29.15
Livingston, Mont.	58.21	116.42	45.84	91.68	22.20	Washington, D.C. via PC	87.43	174.86	58.51	117.02	24.69
Los Angeles, Cal.	94.33	162.00	74.30	134.00	33.80	Washington, D.C. via B&O	82.43	164.86	57.51	115.02	44.40
Macon, Mo.			13.04	25.08							
McCook, Nebr.	34.80	69.60	27.45	54.90	12.80						
Minneapolis, Minn.	19.95	39.90	15.75	31.50	8.10						
Minot, N. D.	37.07	74.14	29.24	58.48	14.40						
Missoula, Mont.	68.42	124.00	53.87	104.00	25.85						
Monmouth, Ill.	8.80	17.60	6.94	13.88							
Mt. Pleasant, Iowa	11.46	22.92	9.09	18.18	8.10						
Omaha, Nebr.	24.43	48.86	19.26	38.52	9.40						
Oregon, Ill.	4.85	8.75	3.83	6.90							
Ottumwa, Iowa	13.74	27.48	10.83	21.66	8.10	DENVER, COLO. To					
Pasco, Wash.	77.80	124.00	61.27	104.00	29.15	Boston, Mass.	130.15	260.30	89.09	178.18	35.58
Portland, Ore.	91.24	147.00	71.84	116.00	33.80	Buffalo, N. Y.	89.90	179.80	63.84	127.68	30.14
Prairie du Chien, Wis.	11.13	22.26	8.74	17.48	8.10	Chicago, Ill.	46.15	92.30	36.34	72.68	17.10
Quincy, Ill.			10.15	18.30		Cincinnati, Ohio	70.65	141.30	51.84	103.68	28.32
Red Oak, Iowa	21.70	43.40	17.13	34.26	8.75	Cleveland, Ohio	74.40	148.80	54.34	108.68	28.32
Sacramento, Cal.	92.83	153.75	73.12	127.00	33.80						
St. Paul, Minn.	19.42	38.84	15.32	30.64	8.10	Detroit, Mich.	69.90	139.80	51.09	102.18	28.32
Salt Lake City, Utah	63.54	124.00	50.06	100.12	23.25	Galesburg, Ill.	39.06	78.12	30.79	61.58	16.00
San Francisco, Cal.	94.33	162.00	74.30	134.00	33.80	Indianapolis, Ind.	61.40	122.80	46.09	92.18	28.32
Via Portland	129.43	179.00	101.96	147.00	49.10	Kansas City, Mo.	22.45	44.90	28.47	56.94	
Savanna, Ill.	6.80	13.60	5.34	10.68		Lincoln, Nebr.	21.52	43.04	16.96	33.92	9.40
Seattle, Wash.	91.24	147.00	71.84	116.00	33.80	McCook, Nebr.	11.36	22.72	8.95	17.90	8.10
Spokane, Wash.	77.80	124.00	61.27	104.00	29.15	New York, N. Y.	120.15	240.30	82.84	165.68	33.71
Tacoma, Wash.	91.24	147.00	71.84	116.00	33.80	Omaha, Nebr.	23.95	47.90	18.88	37.76	10.55
Vancouver, B. C.	91.24	147.00	71.84	116.00	33.80	Philadelphia, Pa.	113.15	226.30	78.34	156.68	32.39
Wenatchee, Wash.	85.23	138.00	67.10	114.00	31.55	Pittsburgh, Pa. via PC	85.15	170.30	60.84	121.68	28.32
Winnipeg, Man.			28.52	57.04		Pittsburgh, Pa. via B&O	82.15	164.30	60.59	121.18	42.10
Winona, Minn.	14.53	29.06	11.45	22.90	8.10	Quincy, Ill.	37.86	75.72	29.80	59.60	
Yakima, Wash.	86.05	140.00	67.75	116.00	31.55	St. Joseph, Mo.	28.47	56.94	22.45	44.90	
						Washington, D.C. via PC	109.15	218.30	75.59	151.18	32.39
						Washington, D.C. via B&O	104.15	208.30	74.59	149.18	52.10

#—Rail-Bus.
d—Applies to Denver, Colo.

h—Applies to Havre.
s—Parlor car seat fare.

T—Applies to St. Paul.

ONE-WAY AND ROUND-TRIP RAIL FARES—SLEEPING AND PARLOR CAR FARES—Continued

Fares effective April 26, 1970. For information only. Subject to change without notice herein.

	FIRST CLASS		COACH CLASS		SLEEPING CAR		FIRST CLASS		COACH CLASS		SLEEPING CAR
	One Way	6 Months Round Trip	One Way	6 Months Round Trip	Roomette One Way		One Way	6 Months Round Trip	One Way	6 Months Round Trip	Roomette One Way
ST. PAUL, MINN. To											
Billings, Mont.	36.40	72.80	28.68	57.36	16.00	DULUTH To					
Bismarck, N. D.	18.53	37.06	14.61	29.22	8.75	Billings, Mont.	43.06	86.12	33.97	67.94	
Boston, Mass.	103.42	206.84	68.07	136.14	26.58	Butte-Helena, Mont.					
Buffalo, N. Y.	63.17	126.34	42.82	85.64	21.14	via Billings	53.10	102.00	41.88	83.00	
Butte-Helena, Mont.						Bismarck, N. D.	24.45	48.90	19.30	38.60	
via Billings	46.46	92.92	36.56	73.12	19.20	Chicago, Ill.	25.80	51.60	20.36	40.72	
Chicago, Ill.	19.42	38.84	15.32	30.64	8.10	Fargo, N. D.	16.19	32.38	12.78	25.56	
Cincinnati, Ohio	43.92	87.84	30.82	61.64		St. Paul-					
Cleveland, Ohio	47.67	95.34	33.32	66.64	19.32	Minneapolis, Minn.	6.38	12.76	5.04	10.08	
Detroit, Mich.	43.17	86.34	30.07	60.14	19.32	Minot, N. D.	26.17	52.34	20.62	41.24	
Fargo, N. D.	10.28	20.56	8.11	16.22	8.10	Portland, Ore.	77.29	124.00	60.90	97.00	
Glacier Park, Mont.	46.04	92.08	36.26	72.52	19.70	Seattle-Tacoma, Wash.	74.82	124.00	58.93	97.00	
Grand Forks, N. D.	13.42	26.84	10.56	21.12	8.10	Spokane, Wash.	61.34	102.00	48.33	83.00	
Havre, Mont.	38.56	77.12	30.37	60.74	16.60	Vancouver, B. C.	74.82	124.00	58.93	97.00	
Indianapolis, Ind.	34.67	69.34	25.07	50.14		FARGO, N. D. To					
Livingston, Mont.						Billings, Mont.	26.87	53.74	21.19	42.38	12.20
(Yellowstone Park)	41.36	82.72	32.56	65.12	17.10	Butte-Helena, Mont.					
Minot, N. D.	20.22	40.44	15.94	31.88	9.40	via Billings	36.90	73.80	29.11	58.22	14.40
Missoula, Mont.	51.57	102.00	40.58	81.16	20.70	Chicago, Ill.	29.70	59.40	23.43	46.86	12.20
New York, N. Y.	93.42	186.84	61.82	123.64	24.71	Grand Forks, N. D.	3.34	6.68	2.65	5.30	
Pasco, Wash.	67.16	134.00	52.88	105.00	26.80	Havre, Mont.	28.26	56.52	22.26	44.52	13.25
Philadelphia, Pa.	86.42	172.84	57.32	114.64	23.39	Missoula, Mont.	41.98	83.96	33.11	66.22	16.60
Pittsburgh, Pa. via PC	58.42	116.84	39.82	79.64	19.32	New York, N. Y.	103.70	207.40	69.93	139.86	28.81
via B&O	45.32	90.64	41.22	82.44	33.10	Portland, Ore.	66.58	112.00	52.43	95.00	26.25
Portland, Ore.	76.86	124.00	60.53	97.00	29.15	San Francisco, Cal.					
San Francisco, Cal.						via Portland	104.78	172.00	82.54	130.00	41.55
via Portland	115.06	175.00	90.65	147.00	44.45	Seattle-Tacoma, Wash.	64.10	107.00	50.48	91.00	26.25
Seattle-Tacoma, Wash.	74.38	124.00	58.59	97.00	29.15	Vancouver, B. C.	66.87	107.00	52.98	91.00	
Spokane, Wash.	60.92	102.00	47.96	83.00	24.75	Washington, D. C.					
Vancouver, B. C.	74.38	124.00	58.59	97.00		via Penn. Cent.	92.70	185.40	62.68	125.36	27.49
Washington, D. C.						via B&O	69.60	139.20	63.33	126.66	47.20
via Penn. Cent.	82.42	164.84	54.57	109.14	23.39	GRAND FORKS, N. D. To					
via B&O	59.32	118.64	55.22	110.44	43.10	Butte, Mont.					
Winnipeg, Man.	18.86	37.72	15.24	30.48		via Billings	40.25	80.50	31.75	63.50	
MINNEAPOLIS, MINN To						Chicago, Ill.	32.84	65.68	25.88	51.76	12.20
Billings, Mont.	35.93	71.86	28.19	56.38	16.00	Fargo, N. D.	3.34	6.68	2.65	5.30	
Bismarck, N. D.	18.06	36.12	14.25	28.50	8.75	Great Falls, Mont.	32.37	64.74	25.50	51.00	13.80
Boston, Mass.	103.95	207.90	68.50	137.00	26.58	Havre, Mont.	27.13	54.26	21.39	42.78	12.20
Buffalo, N. Y.	63.70	127.40	43.25	86.50	21.14	Minot, N. D.	8.80	17.60	6.96	13.92	
Butte-Helena, Mont.						New York, N. Y.	106.84	213.68	72.38	144.76	28.81
via Billings	45.98	91.96	36.20	72.40	19.20	Portland, Ore. via Havre	65.46	110.00	51.52	94.00	26.25
Chicago, Ill.	19.95	39.90	15.75	31.50	8.10	San Francisco, Cal.					
Cincinnati, Ohio	44.45	88.90	31.25	62.50		via Portland	103.66	170.00	81.64	128.00	41.55
Cleveland, Ohio	48.20	96.40	33.75	67.50	19.32	Seattle-Tacoma, Wash.					
Detroit, Mich.	43.70	87.40	30.50	61.00	19.32	via Havre	62.97	106.00	49.58	89.00	26.25
Fargo, N. D.	9.82	19.64	7.74	15.48	8.10	Spokane, Wash.					
Glacier Park, Mont.	45.61	91.22	35.91	71.82	19.70	via Havre	49.52	83.00	38.97	71.00	20.70
Grand Forks, N. D.	12.96	25.92	10.21	20.42	8.10	Vancouver, B. C.					
Havre, Mont.	38.10	76.20	30.00	60.00	16.60	via Havre	66.87	106.00	52.98	89.00	
Indianapolis, Ind.	35.20	70.40	25.50	51.00		Washington, D. C.					
Livingston, Mont.						via Penn. Cent.	95.84	191.68	65.13	130.26	27.49
(Yellowstone Park)	40.87	81.74	32.18	64.36	17.10	via B&O	72.74	145.48	65.78	131.56	47.20
Minot, N. D.	19.78	39.56	15.58	31.16	9.40	MINOT, N. D. To					
Missoula, Mont.	51.08	102.00	40.25	80.50	20.70	Chicago, Ill.	37.08	74.16	29.23	58.46	14.40
New York, N. Y.	93.95	187.90	62.25	124.50	24.71	Duluth, Minn. via Fargo	26.17	52.34	20.62	41.24	
Pasco, Wash.	66.68	133.00	52.53	105.00	26.80	Fargo, N. D.	9.94	19.88	7.84	15.68	
Philadelphia, Pa.	86.95	173.90	57.75	115.50	23.39	Glasgow, Mont.	11.82	23.64	9.33	18.66	8.10
Pittsburgh, Pa. via PC	58.95	117.90	40.25	80.50	19.32	Great Falls, Mont.	23.56	47.12	18.55	37.10	10.55
via B&O	45.85	91.70	41.65	83.30	33.10	Havre, Mont.	18.30	36.60	14.43	28.86	8.75
Portland, Ore.	76.41	124.00	60.20	97.00	29.15	Minneapolis, Minn.	19.78	39.56	15.58	31.16	9.40
San Francisco, Cal.	114.61	175.00	90.32	147.00	44.45	New York, N. Y.	111.08	222.16	75.73	151.46	31.01
via Portland						Portland, Ore.	56.63	95.00	44.60	81.00	22.70
Seattle-Tacoma, Wash.	73.91	124.00	58.23	97.00	29.15	San Francisco, Cal.					
Spokane, Wash.	61.34	102.00	48.33	83.00	24.75	via Portland	94.83	153.00	74.73	116.00	38.00
Vancouver, B. C.	73.91	124.00	58.23	97.00		Seattle-Tacoma, Wash.					
Washington, D. C.						Spokane, Wash.	54.16	91.00	42.65	77.00	22.70
via Penn. Cent.	82.95	165.90	55.00	110.00	23.39	Vancouver, B. C.	40.69	69.00	32.05	59.00	17.10
via B&O	59.85	119.70	55.65	111.30	43.10	Washington, D. C.	58.78	91.00	46.59	77.00	
Winnipeg, Man.	18.40	36.80	14.87	29.74		via Penn. Cent.	100.08	200.16	68.48	136.96	29.69
						via B&O	76.98	153.96	69.13	138.26	49.40

#—Rail-Bus.

s—Parlor car seat fare.

Ⓢ—Coach fare on B&O RR. honored in sleepers on payment of room charge.

ONE-WAY AND ROUND-TRIP RAIL FARES—SLEEPING AND PARLOR CAR FARES—Continued

Fares effective April 26, 1970. For information only. Subject to change without notice herein.

	FIRST CLASS		COACH CLASS		SLEEPING CAR		FIRST CLASS		COACH CLASS		SLEEPING CAR
	One Way	6 Months Round Trip	One Way	6 Months Round Trip	Roomette One Way		One Way	6 Months Round Trip	One Way	6 Months Round Trip	Roomette One Way
BILLINGS, MONT. To						GREAT FALLS, MONT. To					
Boston, Mass.....	137.27	269.00	94.71	185.50	39.18	Boston, Mass.....	144.65	283.80	100.54	196.50	41.73
Buffalo, N. Y.....	97.02	188.50	69.46	135.00	33.74	Buffalo, N. Y.....	104.40	202.50	75.29	146.00	36.29
Butte, Mont.....	10.04	20.00	7.93	15.86	8.10	Chicago, Ill.....	60.65	115.00	47.79	91.00	23.25
Chicago, Ill.....	53.27	101.00	41.96	80.00	20.70	Cincinnati, Ohio.....	85.15	164.00	63.29	122.00
Cincinnati, Ohio.....	77.77	150.00	57.46	111.00	Cleveland, Ohio.....	88.90	171.50	65.79	127.00	34.47
Cleveland, Ohio.....	81.52	157.50	59.96	116.00	31.92	Detroit, Mich.....	84.40	162.50	62.54	120.50	34.47
Detroit, Mich.....	77.02	148.50	56.71	109.50	31.92	Fargo, N. D.....	33.51	67.02	26.42	52.84	14.40
Fargo, N. D.....	26.87	53.74	21.19	42.38	12.20	Indianapolis, Ind.....	75.90	145.50	57.54	110.50
Helena, Mont.....	10.16	20.32	8.01	16.02	Minot, N. D.....	23.56	47.12	18.55	37.10	10.55
Indianapolis, Ind.....	68.52	131.50	51.71	99.50	New York, N. Y.....	134.65	263.00	94.29	184.00	39.86
Missoula, Mont.....	15.14	30.28	11.95	23.90	8.10	Philadelphia, Pa.....	127.65	249.00	89.79	115.00	38.54
New York, N. Y.....	127.27	249.00	88.46	173.00	37.31	via Penn. Cent.....	99.65	193.00	72.29	140.00	34.47
Philadelphia, Pa.....	120.27	235.00	83.96	164.00	35.99	via B&O.....	① 166.80	① 166.80	73.69	142.80	48.25
Pittsburgh, Pa.....	92.27	179.00	66.46	129.00	31.92	Portland, Ore. via Shelby	35.32	70.64	27.83	55.66	16.60
via Penn. Cent.....	① 79.17	① 152.80	67.86	131.80	45.70	St. Louis, Mo.....	73.06	124.00	57.75	98.00
via B&O.....	① 79.17	① 152.80	67.86	131.80	45.70	via Chicago.....	43.80	83.00	34.49	66.00	18.65
Portland, Ore.....	41.22	82.44	32.47	64.94	17.10	St. Paul, Minn.....	32.84	65.68	25.86	51.72	15.50
St. Louis, Mo.....	65.68	106.00	51.93	84.00	Seattle-Tacoma, Wash.....	32.84	65.68	25.86	51.72	15.50
via Chicago.....	36.40	69.00	28.68	55.00	16.00	Spokane, Wash.....	19.39	38.78	15.28	30.56	9.85
St. Paul, Minn.....	38.72	77.44	30.51	61.02	17.10	via Shelby.....	37.49	74.98	29.80	59.60
Seattle-Tacoma, Wash.....	25.27	50.54	19.91	39.82	11.05	Vancouver, B. C.....	123.65	241.00	87.04	169.50	38.54
Spokane, Wash.....	43.35	86.70	34.46	68.92	via Penn. Cent.....	① 100.55	① 194.80	87.69	170.80	58.25
Vancouver, B. C.....	116.27	227.00	81.21	158.55	35.99	via B&O.....	① 100.55	① 194.80	87.69	170.80	58.25
Washington, D. C.....	① 93.17	① 180.80	81.86	159.80	55.70	Williston, N. D.....	18.43	36.86	14.52	29.04	8.75
via Penn. Cent.....	① 93.17	① 180.80	81.86	159.80	55.70						
via B&O.....	① 93.17	① 180.80	81.86	159.80	55.70						
BUTTE-HELENA, MONT. To						SPOKANE, WASH. To					
Billings, Mont. (from Butte).....	10.04	20.08	7.93	15.86	8.10	Billings, Mont.....	25.27	50.54	19.91	39.82	11.05
(from Helena).....	10.16	20.32	8.01	16.02	Boston, Mass.....	161.80	292.00	114.02	209.50	47.63
Boston, Mass.....	147.32	288.00	102.59	200.50	42.23	Buffalo, N. Y.....	121.55	211.50	88.77	159.00	42.19
Buffalo, N. Y.....	107.07	207.50	77.34	150.00	36.79	Chicago, Ill.....	77.80	124.00	61.27	104.00	29.15
Chicago, Ill.....	63.32	120.00	49.84	95.00	23.75	Cincinnati, Ohio.....	102.30	173.00	76.77	135.00
Cincinnati, Ohio.....	87.82	169.00	65.34	126.00	Cleveland, Ohio.....	106.05	180.50	79.27	140.00	40.37
Cleveland, Ohio.....	91.57	176.50	67.84	131.00	34.97	Detroit, Mich.....	101.55	171.50	76.02	133.50	40.37
Detroit, Mich.....	87.07	167.50	64.59	124.50	34.97	Fargo, N. D.....	50.64	85.00	39.87	73.00	20.70
Fargo, N. D.....	36.90	73.80	29.11	58.22	14.40	Indianapolis, Ind.....	93.05	154.50	71.02	123.50
Indianapolis, Ind.....	78.57	150.50	59.59	114.50	Minot, N. D.....	40.69	81.38	32.85	64.10	17.10
Missoula, Mont.....	5.10	10.20	4.02	8.04	8.10	Missoula, Mont.....	10.13	20.26	8.00	16.00	8.10
New York, N. Y.....	137.32	268.00	96.34	188.00	40.36	New York, N. Y.....	151.80	272.00	107.77	197.00	45.76
Philadelphia, Pa.....	130.32	254.00	91.84	179.00	39.04	Philadelphia, Pa.....	144.80	258.00	103.27	188.00	44.44
Pittsburgh, Pa.....	102.32	198.00	74.34	144.00	34.97	Pittsburgh, Pa.....	116.80	202.00	85.77	153.00	40.37
via Penn. Cent.....	① 89.22	① 171.80	75.74	146.80	48.75	via Penn. Cent.....	① 103.70	① 175.80	87.17	155.80	54.15
via B&O.....	① 89.22	① 171.80	75.74	146.80	48.75	Portland, Ore. (direct).....	15.94	31.88	12.56	25.12	8.10
Portland, Ore.....	31.17	62.34	24.57	49.14	13.80	Portland, Ore. via Seattle	18.15	36.30	14.31	28.62
St. Paul, Minn.....	46.46	88.00	36.56	70.00	19.20	St. Paul, Minn.....	60.92	102.00	47.96	83.00	24.75
Seattle-Tacoma, Wash.....	28.69	57.38	22.61	45.22	13.80	Seattle-Tacoma, Wash.....	13.45	26.90	10.62	21.24	8.10
via Missoula.....	15.24	30.48	12.02	24.04	8.10	Vancouver, B. C.....	18.08	36.16	14.54	29.08
Spokane, Wash.....	33.32	66.64	26.55	53.10	Washington, D. C.....	140.80	250.00	100.52	182.50	44.44
Vancouver, B. C.....	126.32	246.00	89.09	173.50	39.04	via Penn. Cent.....	① 117.70	① 203.80	101.17	183.80	64.15
Washington, D. C.....	① 103.22	① 199.80	89.74	174.80	58.75	via B&O.....	① 117.70	① 203.80	101.17	183.80	64.15
via Penn. Cent.....	① 103.22	① 199.80	89.74	174.80	58.75	Williston, N. D.....	35.52	71.04	27.99	55.98	16.00
via B&O.....	① 103.22	① 199.80	89.74	174.80	58.75						

① Coach fares on B&O RR. honored in sleepers on payment of room charges.

ONE-WAY AND ROUND-TRIP RAIL FARES—SLEEPING AND PARLOR CAR FARES—Continued

Fares effective April 26, 1970. For information only. Subject to change without notice herein.

	FIRST CLASS		COACH CLASS		SLEEPING CAR
	One Way	6 Months Round Trip	One Way	6 Months Round Trip	Roomette One Way
SEATTLE-TACOMA-PORTLAND-VANCOUVER To					
Boston, Mass.....	175.24	315.00	124.59	221.50	52.28
Buffalo, N. Y.....	134.99	234.50	99.34	171.00	46.84
Chicago, Ill.....	91.24	147.00	71.84	116.00	33.80
Cincinnati, Ohio.....	115.74	196.00	87.34	147.00
Cleveland, Ohio.....	119.49	203.50	89.84	152.00	45.02
Detroit, Mich.....	114.99	194.50	86.59	145.50	45.02
Indianapolis, Ind.....	106.49	177.50	81.59	135.50
New York, N. Y.....	165.24	295.00	118.34	209.00	50.41
Philadelphia, Pa.....	158.24	281.00	113.84	200.00	49.09
Pittsburgh, Pa.....					
via Penn. Cent.....	130.24	225.00	96.34	165.00	45.02
via B&O.....	① 117.14	① 198.80	97.74	167.80	58.80
Washington, D. C.....					
via Penn. Cent.....	154.24	273.00	111.09	194.50	49.09
via B&O.....	① 131.14	① 226.80	111.74	195.80	68.80

Fare from Portland slightly higher.

Note—For fares from Seattle-Tacoma-Portland-Vancouver to the following cities please refer to westbound fares from those cities in this section.

Spokane, Wash.	Billings, Mont.	Duluth, Minn.
Butte, Mont.	Minot, N.D.	Minneapolis, Minn.
Helena, Mont.	Fargo, N.D.	St. Paul, Minn.
Great Falls, Mont.	Grand Forks, N.D.	

SPECIAL COACH FARES

5 Day Limit One Way — 30 Day Limit Round Trip

FROM TO	Seattle, Wash.		Tacoma, Wash.		Portland, Ore.		Vancouver, B.C.	
	One Way	Round Trip	One Way	Round Trip	One Way	Round Trip	One Way	Round Trip
Seattle, Wash.....	—	—	\$1.24	\$2.25	\$4.50	\$8.10	\$4.80	\$8.20
Tacoma, Wash.....	\$1.24	\$2.25	—	—	3.85	6.95	6.04	10.45
Portland, Ore.....	4.50	8.10	3.85	6.95	—	—	9.30	16.30
Vancouver, B.C....	4.80	8.20	6.04	10.45	9.30	16.30	—	—

①Coach fares on B&O RR. honored in sleepers on payment of room charges.

Enjoy one-ticket travel to the Southwest or Alaska with our new...

RAIL-AIR PLAN

Now you can combine rail travel on Burlington Northern with air travel to California, Nevada, Mexico or Alaska on Western Airlines with a single ticket. Any Burlington Northern agent, airline, or your travel agent can offer you this easy, single-ticket convenience.

WESTERN AIRLINES

Daily flights from Seattle to:

- San Francisco
- Oakland
- Los Angeles
- San Diego
- Mexico City
- Acapulco
- Reno
- Las Vegas
- Phoenix

Daily flights from Seattle to Alaska:

- Ketchikan
- Juneau
- Yakutat
- Cordova
- Anchorage
- Kodiak

Prepaid Ticket Order Plan

- We have a plan whereby you may purchase an order for railroad service, to be used by a member of your family, or any other person you may designate, at some distant station.
- This service offers a particularly safe and convenient way of providing tickets and other railroad service to students returning home at holiday and vacation time.
- Prepaid orders may include railroad tickets, sleeping and parlor car tickets, and cash for meals and other incidentals. Your railroad agent will handle them for you—by telegraph if necessary—and they will be delivered without service charge to any person you may specify, at points on participating railroads in the United States or Canada.

BURLINGTON NORTHERN HONORS THESE CREDIT CARDS

- ◇ American Express
- ◇ BankAmerica Card
- ◇ Seattle FirstBank Card
- ◇ Rail Travel Credit

These credit cards are accepted at all Burlington Northern ticket offices for rail and sleeping car transportation, on trains for food and beverages.

**FOR FURTHER INFORMATION
ASK YOUR RAILROAD TICKET OR TRAVEL AGENT**

SLEEPING CAR FARE INFORMATION

Standard sleeping car accommodations on Burlington Northern trains include Duplex Roomettes, Roomettes, Single Rooms, Single Duplex Rooms, Bedrooms, Compartments and Drawing Rooms. All are enclosed and completely private.

Duplex Roomettes, Roomettes, Single Duplex Rooms and Single Rooms are compact but adequate for one person. Each contains a full-length convertible sofa-bed, toilet and washstand, facilities for storing clothing and luggage, controls for heating and air conditioning.

Other rooms are for one or more persons and are larger. A Double Bedroom also contains an upper berth and in most cases the toilet

is in a separate annex. A Compartment contains a lower and upper berth, chair and sofa with washstand and toilet in an annex. A Drawing Room contains a lower and an upper berth, a chair, a sofa, a washstand and toilet annex.

Minimum number of adult tickets required for occupancy of sleeping car space for night service in Western territory: Bedroom Suite, Two tickets; Drawing-room, One and One-quarter tickets; Compartment, Bedroom, Duplex Single Room, Roomette, or Duplex Roomette, One ticket. Occupancy of a drawing-room in parlor car, or standard sleeping car for day service only, requires two tickets and payment of three seat fares.

TABLE OF SLEEPING CAR FARES

Where Rate For ROOM-ETTE Is	Rate For DUPLEX-ROOM-ETTE Is	Rate For DUPLEX-SINGLE ROOM or SINGLE ROOM Is	Rate For ROOM-ETTE SUITE or BEDROOM Is	Rate For BEDROOM SUITE Is	Rate For COMPARTMENT Is	Rate For DRAWING ROOM Is	Where Rate For ROOM-ETTE Is	Rate For DUPLEX-ROOM-ETTE Is	Rate For DUPLEX-SINGLE ROOM or SINGLE ROOM Is	Rate For ROOM-ETTE SUITE or BEDROOM Is	Rate For BEDROOM SUITE Is	Rate For COMPARTMENT Is	Rate For DRAWING ROOM Is
\$ 8.10	\$ 6.35	\$10.20	\$14.75	\$26.65	\$15.85	\$21.35	\$22.20	\$17.55	\$26.40	\$36.95	\$ 68.05	\$40.15	\$ 55.25
8.25	6.45	10.35	14.95	27.15	16.10	21.75	22.70	17.85	26.95	37.70	69.50	40.90	56.30
8.75	7.00	11.00	15.95	29.00	17.15	23.15	23.25	18.35	27.60	38.65	71.30	42.05	57.90
8.90	7.00	11.20	16.25	29.35	17.45	23.50	23.75	18.85	28.10	39.40	72.65	42.80	59.00
9.40	7.40	11.65	16.65	30.40	18.05	24.40	24.75	19.45	29.25	41.05	75.70	44.50	61.35
9.85	7.75	12.20	17.40	31.80	18.85	25.50	25.25	19.95	29.85	41.75	77.10	45.40	62.55
9.95	7.85	12.40	17.50	31.90	81.95	25.65	25.85	20.30	30.45	42.60	78.70	46.30	63.85
10.55	8.30	13.05	18.65	34.05	20.10	27.25	26.25	20.70	30.95	43.35	80.10	47.20	65.10
11.05	8.75	13.75	19.50	35.60	21.00	28.55	26.80	21.05	31.60	44.05	81.30	47.85	66.00
12.20	9.65	14.90	21.20	38.85	22.90	31.20	27.35	21.50	32.20	44.90	83.00	48.75	67.20
12.80	10.15	15.55	22.20	40.70	24.10	32.80	27.70	21.90	32.60	45.65	84.35	49.60	68.50
13.25	10.55	16.25	22.95	42.10	24.85	33.90	28.20	22.20	33.20	46.40	85.75	50.40	69.55
13.80	10.95	16.90	23.90	43.80	25.85	35.35	28.80	22.60	33.75	47.10	87.05	51.35	70.80
14.40	11.35	17.40	24.50	44.95	26.50	36.25	29.15	22.95	34.45	47.85	88.50	51.95	71.70
15.50	12.25	18.65	26.30	48.25	28.45	38.90	29.65	23.45	34.90	48.70	90.10	53.00	73.15
16.00	12.70	19.25	27.20	49.90	29.50	40.35	30.60	24.10	36.00	50.05	92.50	54.55	75.30
16.60	13.05	19.95	27.95	51.30	30.25	41.45	31.00	24.40	36.40	50.90	94.10	55.30	76.35
17.10	13.55	20.45	28.90	53.15	31.45	43.05	31.55	24.80	37.05	51.65	95.50	56.05	77.45
17.65	13.90	21.10	29.65	54.50	32.15	44.10	32.05	25.20	37.60	52.20	96.60	56.85	78.50
18.65	14.65	22.30	31.20	57.45	33.85	46.45	32.45	25.50	38.10	52.95	97.95	57.60	79.65
19.20	15.25	23.00	32.35	59.45	35.00	48.05	33.80	26.60	39.50	55.05	101.95	60.05	83.00
19.70	15.45	23.45	33.00	60.80	35.75	49.15	38.00	30.05	45.65	64.10	117.95	69.50	95.35
20.20	15.95	24.05	33.90	62.40	36.80	50.60	41.55	32.90	49.65	69.75	128.55	75.80	104.15
20.70	16.25	24.70	34.45	63.55	37.30	51.25	44.45	35.15	53.15	74.25	136.95	80.55	110.75
21.70	17.05	25.75	36.25	66.85	39.25	54.00	49.10	38.80	58.20	81.45	150.40	88.65	122.05

BAGGAGE PROTECTION

Like all valuables, your luggage should be protected. Insurance is your best safeguard.

St. Paul Fire and Marine Insurance Company policies are available at principal Burlington Northern ticket offices. One small premium buys peace-of-mind for your whole trip.

Don't be a "No Show"

A "No Show" is one who reserves accommodations in advance and fails to cancel out when plans are changed.

Please cancel reservations promptly when it is found you will not use space you have reserved. We can then serve you and others better by not having any space go unused.

SAVE WITH FAMILY FARES

IN EFFECT DAILY
ON BURLINGTON NORTHERN
GOOD IN COACHES AND SLEEPING CARS
LIBERAL BAGGAGE ALLOWANCE

RATES FOR SLUMBERCOACH ACCOMMODATIONS

BETWEEN AND	Chicago		St. Paul Minneapolis		Billings		Butte		Spokane		Seattle	
	Single	Double	Single	Double	Single	Double	Single	Double	Single	Double	Single	Double
St. Paul-Mpls., Minn.....	\$ 5.50	\$ 9.90										
Billings, Mont.....	12.80	23.10	\$ 9.95	\$17.95								
Butte, Mont.....	14.85	26.75	11.95	21.50	\$ 5.50	\$ 9.90						
Spokane, Wash.....	18.05	32.50	15.40	27.70	6.90	12.40	\$ 5.50	\$ 9.90				
Seattle, Wash.....	21.00	37.85	18.05	32.50	10.65	19.25	8.65	15.55	\$ 5.50	\$ 9.90		
Livingston, Mont.....	13.85	24.95	10.65	19.25			5.50	9.90	6.15	11.10	\$ 9.95	\$17.95
Missoula, Mont.....	16.05	28.95	12.80	23.10	5.50	9.90	5.50	9.90	5.50	9.90	7.65	13.80
Yakima, Wash.....	19.60	35.25	17.55	31.65	9.55	17.25	6.90	12.40	5.50	9.90	5.50	9.90

RATES FOR SLUMBERCOACH ACCOMMODATIONS Between

Chicago and	Single Room	Double Room
Omaha	\$6.60	\$11.90
Lincoln		
Hastings	7.15	12.85
Minden	7.45	13.35
Holdrege	7.70	13.85
Oxford	8.00	14.35
McCook	8.55	15.35
Akron	9.35	16.85
Fort Morgan	9.85	17.35
Denver	9.90	17.80
Denver and		
Lincoln	6.60	11.90
Omaha		
Creston	7.16	12.85
Ottumwa	8.25	14.85
Burlington	9.10	16.35
Galesburg	9.35	16.85
Aurora	9.90	17.80
Chicago		

PARLOR CAR SEAT FARES Between

Chicago and	Single	Omaha and	Single
Burlington	\$1.85	Aurora	\$3.55
Council Bluffs	3.55	Burlington	2.50
Creston	3.15	Chicago	3.55
Denver	7.40	Denver	4.45
Galesburg	1.40	Galesburg	2.85
Kewanee	1.35	Hastings, Neb.	1.40
Lincoln	4.10	Ottumwa	1.85
Omaha	3.55		
Ottumwa	2.30		
Denver and			
Chicago	7.40		
Fort Morgan	1.05		
Hastings, Neb.	3.50		
Holdrege	3.05		
Lincoln	4.40		
McCook	2.40		
Omaha	4.45		
Seattle and			
Portland	1.60		
Tacoma	.90		
Tacoma and			
Portland	1.20		

All Rail Tickets honored on payment of Parlor Car charge between Seattle or Everett and Vancouver, B.C., and between St. Paul or Minneapolis and Duluth.

Between

Seattle or Everett and Vancouver, B.C.....\$1.15
St. Paul or Minneapolis and Duluth..... 1.15

SEAT FARES IN SLEEPING CARS

Between

St. Paul or Minneapolis and Willmar.....\$1.15
St. Paul and Morris..... 1.65
Minneapolis and Morris..... 1.50
St. Paul or Minneapolis and Breckenridge 2.00
St. Paul or Minneapolis and Moorhead or Fargo..... 2.00
St. Paul or Minneapolis and New Rockford..... 3.25
St. Paul or Minneapolis and Minot..... 3.80
Glacier Park and Spokane..... 3.05
Glacier Park and Seattle..... 5.55
Belton and Spokane..... 2.95
Belton and Seattle..... 5.05
Seattle and Spokane..... 2.95
Portland and Spokane..... 2.95

RESERVED COACH SEAT CHARGES ON EMPIRE BUILDER AND NORTH COAST LIMITED

BETWEEN AND	Chicago	St. Paul Minneapolis	Willmar	Fargo	Bis- mark Mandan	Minot	Williston	Billings	Living- ston	Butte	Missoula	Havre	Spokane	Pasco
Chicago														
St. Paul-Minneapolis														
Willmar	\$.50	\$.50												
Fargo	1.00	.50	\$.50											
Bismark-Mandan	1.00	.50	.50	\$.50										
Minot	1.00	.50	.50	.50										
Williston	1.00	.50	.50	.50		\$.50								
Billings	1.50	1.00		1.00	\$.50									
Livingston	1.50	1.00		1.00	.50			\$.50						
Butte	1.50	1.00		1.00	1.00			.50	\$.50					
Missoula	1.50	1.00		1.00	1.00			.50	.50	\$.50				
Havre	1.50	1.00	1.00	1.00		.50	\$.50							
Spokane	2.00	1.50	1.50	1.00	1.00	1.00	1.00	1.00	.50	.50	\$.50	\$.50		
Pasco	2.00	1.50	1.50	1.50	1.00	1.00	1.00	1.00	1.00	.50	.50	1.00	\$.50	
Seattle														
Tacoma	2.00	1.50	1.50	1.50	1.50	1.50	1.00	1.00	1.00	1.00	1.00	1.00	.50	\$.50
Portland														

For charges between points not listed, consult agent.

Note—Reserved coach seat charge not applicable locally between Chicago and St. Paul-Minneapolis and intermediate points.

NEW YORK, NEW YORK 10005
40 Wall Street
(Financial Office)

BN Building, 176 East 5th Street, St. Paul, Minn. 55101
Telephone (612) 222-7773 and 224-5588

SEATTLE, WASHINGTON 98104
(Operating) King St. Station.

Central Building, 800 Third Avenue, Seattle, Wash. 98104
Telephone (206) MAIn 3-5560

MARKETING DEPARTMENT

M. M. SCANLAN, Vice President..... St. Paul, Minn.
F. G. LINGENBRINK, Assistant to Vice President..... St. Paul, Minn.
E. M. STEVENSON, Vice President—Sales & Service..... St. Paul, Minn.
C. E. LARSON, Vice President—Pricing..... St. Paul, Minn.

P. F. CRUIKSHANK, Assistant Vice President—Marketing
Planning..... St. Paul, Minn.
R. L. MERKLIN, Assistant Vice President—
Marketing Services..... St. Paul, Minn.

Passenger Services Department

W. F. BURKE—Director of Passenger Services St. Paul, Minn.

R. J. CLASS, Passenger Traffic Manager—East..... St. Paul, Minn.
L. HOLMSTROM, Passenger Traffic Manager—West..... St. Paul, Minn.
M. L. THOMSON, Assistant Passenger Traffic Manager..... St. Paul, Minn.
F. L. STRECKER, Manager of Passenger Operations..... St. Paul, Minn.

D. B. SCHULTZ, Manager of Passenger Services..... St. Paul, Minn.
M. L. HARNDEN, Manager, Passenger Pricing..... St. Paul, Minn.
D. E. LEWIS, Office Manager..... St. Paul, Minn.
N. B. MELCHIOR, Manager Baggage Services..... St. Paul, Minn.

Regional Passenger Service Offices

R. A. CAMPBELL, Regional Manager Passenger Services..... Chicago, Ill.
J. L. TIERNEY, Regional Manager Passenger Sales..... Chicago, Ill.
F. D. CLOUSE, Asst. Regional Manager Passenger Services..... Chicago, Ill.
M. F. SCHEMBER, Reg. Manager Passenger Sales..... Minneapolis, Minn.

S. T. THORSON, Regional Manager Passenger Sales..... Seattle, Wash.
W. B. WATKINS, Regional Manager Passenger Sales..... Portland, Ore.
S. T. THOMAS, Regional Manager Passenger Sales..... Omaha, Neb.

Central Reservation Bureau

I. R. DAHLMAN, Manager St. Paul, Minn.

Central Reservation Bureau, St. Paul, Minnesota, assigns all Burlington Northern train space requiring reservation, except Canada originations from Winnipeg and Vancouver. Rail and Travel Agents are invited to call toll-free number for assignment or

assistance: 800-328:1661. Bureau hours from 7:30 a.m.—11:11 p.m. Central Time, daily. Mail or wire address to Burlington Northern Inc., Central Reservation Bureau, 176 East 4th Street, St. Paul, Minn. 55101

Freight Department

Sales & Service

E. M. STEVENSON, Vice President..... St. Paul, Minn.
J. D. REZNER, Asst. Vice President—Sales (East)..... St. Paul, Minn.
J. D. NANKIVELL, Asst. Vice President—Sales (West)..... St. Paul, Minn.
G. R. POWE, Asst. Vice President—Coal & Coke..... St. Paul, Minn.
L. C. ANDERSON, Asst. to Vice President..... St. Paul, Minn.
E. T. GIBSON, Asst. to Vice President..... St. Paul, Minn.
A. T. SIMS, Asst. Vice Pres.—Regional Sales Mgr..... New York, N. Y.
W. C. HAGEMAN, Asst. Vice Pres.—Regional Sales Mgr..... Detroit, Mich.
W. L. MALONE, Asst. Vice Pres.—Regional Sales Mgr..... Chicago, Ill.
C. E. MOEHRING, Asst. Vice Pres.—Reg. Sales Mgr..... Minneapolis, Minn.
J. R. GRIMES, Asst. Vice Pres.—Regional Sales Mgr..... Omaha, Neb.
W. E. TAYLOR, Asst. Vice Pres.—Regional Sales Mgr..... Billings, Mont.
J. K. CUTFORTH, Asst. Vice Pres.—Regional Sales Mgr..... Portland, Ore.
L. S. KISER, Asst. Vice Pres.—Regional Sales Mgr..... Seattle, Wash.
R. W. WEST, Asst. Vice Pres.—Planning..... Seattle, Wash.
F. G. BUTCHER, Asst. Vice Pres.—Reg. Sales Mgr..... San Francisco, Cal.
R. L. WATSON, Regional Sales Manager..... Fort Worth, Tex.
F. C. REISSE, General Sales Manager..... New York, N. Y.
T. C. ROWLEY, Director, Specialized Sales..... St. Paul, Minn.
A. R. MacDONALD, Customer Services..... St. Paul, Minn.

Pricing

C. E. LARSEN, Vice President..... St. Paul, Minn.
C. J. HOCKADAY, Asst. Vice President..... St. Paul, Minn.
K. S. BAGLEY, Asst. to Vice President..... St. Paul, Minn.
G. F. REYNOLDS, Asst. Vice Pres. (WTL-Central)..... St. Paul, Minn.
O. W. COBB, Asst. Vice Pres. (TCFB-Pacific Coast)..... St. Paul, Minn.
R. J. STRECKER, Asst. Vice Pres. (Special Service)..... St. Paul, Minn.
J. R. FARNEN, Director of Pricing Services..... St. Paul, Minn.
T. N. HACKNEY, Director of Pricing Analysis..... St. Paul, Minn.
L. S. DAVIS, Jr., Director of Pricing (Pacific Coast)..... Seattle, Wash.
M. H. KARL, Director of Pricing (Special Service)..... St. Paul, Minn.

Marketing Planning

P. F. CRUIKSHANK, Asst. Vice President..... St. Paul, Minn.
K. C. SANDERS, Dir., Marketing Research & Services..... St. Paul, Minn.
T. C. HOFF, Director, Equipment & Service Planning..... St. Paul, Minn.
T. C. KRYZER, Director, Industry Marketing..... St. Paul, Minn.

Marketing Services Department

R. L. MERKLIN, Assistant Vice President..... St. Paul, Minn.
J. T. LACY, Director, Marketing Administration..... St. Paul, Minn.

H. R. LAVIK, Director, Mail & Express..... St. Paul, Minn.

SALES AND SERVICE REPRESENTATIVES AND OFFICES

- Aberdeen, Wash. 98520**—
Union Station—
Phone (206) LE 2-2140.
L. E. Downey, Sales Manager.
- Amarillo, Tex. 79105**—
Burlington Station, 1st and Pierce Streets—
Phone (806) DR 2-2283.
A. M. Woolf, Area Sales Manager.
- Anchorage, Alaska. 99501**
Century Plaza Building 110-3rd Avenue—
Phone 277-6525.
D. M. Bahner, Area Sales Manager.
- Atlanta, Ga. 30303**—
1814-1816 Gas Light Tower 235 Peachtree St.—
Phone (404) 523-3305.
E. J. Kubicki, Area Sales Manager.
- Aurora, Ill. 60505**—
Burlington Northern Station—
Phone (312) TW 7-8451.
R. N. Cooper, Area Sales Manager.
- Bellingham, Wash. 98225**—
Burlington Northern Station—
Phone (206) 734-2110.
L. W. Larson, Area Sales Manager.
- Bend, Ore. 97701**—
Oregon Trunk Station, 1100 Division Street—
Phone (503) 382-3911.
G. E. Skinner, Sales Manager.
- Billings, Mont. 59101**—
Security Bank Building—
Phone (406) 259-4521.
W. B. Lyons, Area Sales Manager.
A. D. Michel, Dist. Passenger Sales Manager.
- Birmingham, Ala. 35203**—
1310 Brown-Marx Building—
Phone (205) 252-2107.
R. L. Brown, Area Sales Manager.
- Bismarck, N. D. 58501**—
Burlington Northern Sta. 401 E. Main St.—
Phone (701) 223-5671.
A. O. Beelmann, Area Sales Manager.
- Boise, Idaho. 83702**—
2419 West State Street—
Phone (208) 343-7749.
E. T. Aune, Area Sales Manager.
- Boston, Mass. 02108**—
One Center Plaza, Suite 210—
Phone (617) LI 2-5583.
A. G. Hammond, Jr., Area Sales Manager.
- Buffalo, N. Y. 14203**—
601 Ellicott Square Building—
Phone (716) TL 4-6822.
P. W. Riola, Area Sales Manager.
- Burlington, Ia. 52601**—
Burlington Northern Station—
Phone (319) 754-6521.
R. P. Flynn, Area Sales Manager.
- Butte, Mont. 59701**—
Burlington Northern Station—
Phone (406) 792-2520.
R. R. Hunter, Area Sales Manager.
- Calgary, Alberta, Canada**—
1715 Aquatine Towers—
Phone (403) 262-7994.
R. W. Donaldson, Sales Manager.
- Casper, Wyo. 82601**—
Burlington Northern Station—
Phone (307) 234-0578.
W. B. Murphy, Sales Manager.
- Centralia, Ill. 62801**—
102 West Nolan—
Phone (618) 532-4621.
A. M. Hall, Sales Manager.
- Chattanooga, Tenn. 37402**—
Room 824, James Building—
Phone (615) 532-4621.
R. C. King, Sales Manager.
- Chicago, Ill. 60606**—
547 West Jackson Boulevard—
Phone (312) WA 2-2345.
E. L. Olson, Area Sales Manager.
104 South Michigan Avenue—
Phone (312) 716-5244.
H. F. Compton, Dist. Passenger Sales Mgr.
L. P. Aiello, City Ticket Agent.
S. L. Holdren, Travel & Tour Manager.
E. D. Whittemore, Travel & Tour Manager.
- Cincinnati, O. 45202**—
Room 305 Dixie Terminal Building—
Phone (513) 721-2454.
A. E. O'Malley, Area Sales Manager.
- Cleveland, O. 44113**—
Room 1033 Terminal Tower—
Phone (216) 241-0321.
R. W. Johnson, Area Sales Manager.
- Dallas, Tex. 75202**—
204 Union Station—
Phone (214) 748-9666.
R. J. McBride, Area Sales Manager.
- Denver, Colo. 80202**—
200 Union Station—
Phone (303) 534-1123.
A. G. Hildebrant, Area Sales Manager.
M. M. Modglin, Dist. Passenger Sales Mgr.
- Des Moines, Ia. 50309**—
411 Savings & Loan Building—
Phone (515) 243-3129.
G. A. Meier, Area Sales Manager.
- Detroit, Mich.**—
One Northland Plaza Building—
20755 Greenfield Road,
Southfield, Mich. 48075—
Phone (313) 352-4720.
E. E. Mallette, Area Sales Manager.
E. C. Leber, Dist. Passenger Sales Rep.
- Duluth, Minn. 55802**—
411 Lonsdale Building—
Phone (218) 727-8623.
J. E. Burns, Area Sales Manager.
A. D. Phillippi, Dist. Passenger Sales Rep.
- Edmonton, Alberta, Canada**—
511 Revillon Building—
Phone (403) 424-4426.
S. V. Yates, Sales Manager.
- El Paso, Tex. 79901**—
American Bank of Commerce Building
416 North Stanton—
W. Lane, Sales Manager.
- Eugene, Ore. 97401**—
1170 Pearl Street—
Phone (503) DI 4-4229.
C. J. Speakes, Area Sales Manager.
- Everett, Wash. 98201**—
Burlington Northern Station, 2900 Bond St.—
Phone (206) 259-7231.
N. D. Richardson, Area Sales Manager.
- Fargo, N. D. 58102**—
Burlington Northern Office Building—
Phone (701) 235-7544.
J. J. Springer, Area Sales Manager.
- Fort Worth, Tex. 76101**—
702 Fort Worth Club Building—
Phone (817) ED 2-8131.
W. N. Verner, Area Sales Manager.
- Fresno, Calif. 93777**—
Suite 2, 65 North Fulton Street—
H. E. Johnson, Area Sales Manager.
- Galesburg, Ill. 61401**—
Burlington Northern Depot—
L. E. Hamilton, Dist. Passenger Sales Rep.
- Grand Forks, N. D. 58201**—
Burlington Northern Station.
Phone (701) 772-9351.
L. J. Eret, Area Sales Manager.
- Great Falls, Mont. 59401**—
Burlington Northern Office Building.
Phone (406) 761-1150.
W. L. Curtis, Area Sales Manager.
- Green Bay, Wis. 54305**—
1664 Morrow Street—
Phone (414) 437-6256.
D. L. Treu, Area Sales Manager.
- Haure, Mont. 59501**—
Burlington Northern Station—
Phone (406) 265-7002.
W. W. Fredenberg, Sales Manager.
- Helena, Mont. 59601**—
Burlington Northern Depot—
1500 Railroad Avenue—
Phone (406) 442-4040.
E. H. Knowles, Sales Manager.
- Houston, Tex. 77002**—
303 Union Station—
Phone (713) CA 4-0638.
R. R. Luddecke, Jr., Area Sales Manager.
- Indianapolis, Ind. 46204**—
910 Merchants Bank Building—
Phone (317) ME 7-4526.
R. H. Brockman, Area Sales Manager.
- Jacksonville, Fla. 32207**—
Suite 904, Prudential Building
Phone (904) 396-4896.
J. W. Grady, Area Sales Manager.
- Kalispell, Mont. 59901**—
Burlington Northern Freight Station—
Phone (406) 756-3756.
V. Z. Clarke, Sales Manager.
- Kansas City, Mo. 64116**—
153 W. 14th Ave., North Kansas City, Mo.
Phone (816) BA 1-2455.
C. L. Hand, Area Sales Manager.
W. C. Schmidt, Dist. Passenger Sales Mgr.
- Klamath Falls, Ore. 97601**—
2617 Pershing Way—
Phone (503) 884-4101.
E. W. Carter, Area Sales Manager.
- La Crosse, Wis. 54601**—
Burlington Northern Station—
Phone (608) 784-2010.
R. J. Wetterlin, Sales Manager.
R. P. Cassin, Dist. Passenger Sales Rep.
- Lewiston, Idaho 83501**—
Union Station—
Phone (208) SH 3-8583.
C. A. Schelly, Sales Manager.
- Lincoln, Neb. 68508**—
Burlington Northern Station—
7th and "P" Streets
Phone (402) 432-6611.
D. V. Owens, Area Sales Manager.
R. W. Palme, Dist. Passenger Sales Mgr.
- Little Rock, Ark. 72201**—
Suite 1020, Union National Building,
Number 1 Union National Plaza—
P. S. Dewalt, Sales Manager.
- Longview, Wash. 98632**—
205 Myklebust Building—
Phone (206) 636-4910.
W. H. Ticen, Sales Manager.
- Los Angeles, Cal. 90014**—
501 West Sixth Street—
Phone (213) MA 7-4528.
B. E. Waugh, Area Sales Manager.

SALES AND SERVICE REPRESENTATIVES AND OFFICES—Continued

- Louisville, Ky. 40202**—
1103 Commonwealth Bldg., 4th and Bdwy.—
T. J. Loving, Sales Manager.
- Lubbock, Tex. 79408**—
Burlington Station—
222 34th Street
Phone (806) SH 4-2324.
W. M. Mullen, Area Sales Manager.
- Medford, Ore. 97501**—
Suite 29, Standard Insurance Building—
Phone (503) 773-7366.
W. H. Pyle, Sales Manager.
- Memphis, Tenn. 38103**—
1026 Exchange Building—
Phone (901) JA 6-7244.
R. M. Lawrence, Area Sales Manager.
- Milwaukee, Wis. 53203**—
231 West Wisconsin Avenue—
Phone (414) 271-2734.
J. R. Krier, Area Sales Manager.
- Minneapolis, Minn. 55401**—
Burlington Northern Passenger Station—
Phone (612) 332-4517.
B. P. Hart, Area Sales Manager.
M. F. Schember, Reg. Mgr. Passenger Sales.
101 South 7th Street— 55402
Phone (612) 333-1267.
J. A. Beatty, District Passenger Sales Manager
- Minot, N. D. 58701**—
Burlington Northern Station—
Phone (701) 838-8221.
J. P. Burns, Area Sales Manager.
- Missoula, Mont. 59801**—
Burlington Northern Station—
Phone (406) 549-5031.
R. Roth Area Sales Manager.
- Mobile, Ala. 36602**—
500 Milner Building—
Phone (205) 432-6184.
E. J. Weiskopf, Sales Manager
- Moline, Ill. 61265**—
319-20th Street—
Phone (309) 797-1131.
H. L. Sherman, Jr., Area Sales Manager.
- Montreal, Quebec, Canada 128**—
Suite 1611, 1080 Beaver Hall Hill—
Phone (514) 787-9321.
C. G. Wattam, Area Sales Manager.
- New Orleans, La. 70130**—
922 International Trade Mart—
Phone (504) JA 2-1896.
L. E. Lagarde, Area Sales Manager.
- New York, N. Y. 10036**—
Room 420, 500 Fifth Avenue—
Phone (212) PE 6-5815.
J. E. McNamara, Area Sales Manager.
H. W. Heyer, Dist. Passenger Sales Mgr.
- Oakland, Cal. 94612**—
215 Financial Center Building—
Phone (415) 832-7672.
J. V. Krisman, Area Sales Manager.
- Oklahoma City, Okla. 73102**—
Suite 325, Oklahoma Mortgage Building—
Phone (405) CE 9-2783.
R. L. Stevenson, Sales Manager.
- Omaha, Neb. 68102**—
Capitol Plaza Bldg., 19th & Capitol Streets—
Phone (402) 341-6831.
W. Elliott, Jr., Area Sales Manager.
S. T. Thomas, Regional Mgr. Passenger Sales
G. E. Thomas, Dist. Passenger Sales Mgr.
Room 221, Grain Exchange 68102—
R. J. Hurlbert, Grain Agent.
Room 127-8, Exchange Building 68107—
Phone (402) 731-2950.
L. R. Shropshire, Sales Representative.
- Pasco, Wash. 99301**—
Burlington Northern Station—
Phone (509) 547-8495.
W. L. Ninemire, Area Sales Manager.
- Peoria, Ill. 61602**—
Suite 1224, Savings Building,
411 Hamilton Boulevard—
Phone (309) 673-5011.
B. Vickery, Jr., Area Sales Manager.
- Philadelphia, Pa. 19103**—
Room 2808-2810,
Industrial Valley Bank Building—
Phone (215) 665-1750.
A. M. DuPont, Area Sales Manager.
- Phoenix, Ariz. 85017**—
Suite 708, Mayer Central Building—
3033 North Central Avenue—
H. E. Houchard, Sales Manager.
- Pittsburgh, Pa. 15219**—
2620 Koppers Building—
Phone (412) 281-0280.
M. A. Knos, Area Sales Manager.
- Portland, Ore. 97204**—
American Bank Building—
Phone (503) 228-9111.
C. F. Moreland, Area Sales Manager
A. T. Mercer, Dist. Passenger Sales Mgr.
- Pueblo, Colo. 81003**—
Union Station—
Phone (303) LI 2-8005.
R. E. McCarthy, Area Sales Manager.
- Quincy, Ill. 62301**—
201 South Fifth Street—
Phone (317) 223-0115.
H. L. Lausterer, Area Sales Manager.
- Sacramento, Cal. 95814**—
1024 Forum Building—
Phone (916) HI 6-7676.
M. W. Reynolds, Area Sales Manager.
- St. Joseph, Mo. 64501**—
808 Corby Building—
Phone (816) AD 2-6721.
J. P. Pearson, Area Sales Manager.
- St. Louis, Mo. 63102**—
107 Franklin Avenue—
Phone (314) CE 1-6360.
R. L. McNutt, Area Sales Manager.
- St. Paul, Minn. 55101**—
176 East Fifth Street—
Phone (612) 224-5588,
(612) 222-7773.
R. S. Brown, Area Sales Manager.
L. C. Zack, Travel & Tour Manager.
Wabasha at Fourth Street—
Phone (612) 224-5588
R. E. Osterberg, Dist. Passenger Sales Mgr.
- Salt Lake City, Utah 84101**—
1009 Kearns Building—
Phone (801) DA 2-5519.
R. S. Belander, Area Sales Manager.
- San Antonio, Tex. 78212**—
Kallison Tower, 122 North Main Avenue—
E. E. Little, Sales Manager.
- San Francisco, Cal. 94105**—
999 Monadnock Building—
Phone (415) GA 1-6600.
G. W. Stone, Area Sales Manager.
C. G. Alexander, Dist. Passenger Sales Mgr.
- San Jose, Cal. 95126**—
Great Western Financial Center Building—
W. R. Davis, Area Sales Manager.
- Scottsbluff, Neb. 69361**—
Burlington Northern Station—
Phone (308) 632-2515.
H. D. Fichna, Area Sales Manager.
- Seattle, Wash. 98104**—
800 Third Avenue—
Phone (206) Main 3-5560.
G. W. Ploudre, Area Sales Manager.
M. J. Delmore, Area Sales Manager.
R. C. Castle, Dist. Passenger Sales Mgr.
W. G. Jeffrey, Travel & Tour Manager.
- Sioux City, Ia. 51101**—
625 Benson Building—
Phone (712) 258-7581.
F. A. Jenner, Area Sales Manager.
- Sioux Falls, S. D. 57102**—
Burlington Northern Station—
Phone (605) 336-2585.
C. R. Streedbeck, Area Sales Manager.
- Spokane, Wash. 99201**—
Burlington Northern Freight Station—
Phone (509) Madison 4-5141.
W. J. Riddell, Area Sales Manager.
North 502 Stevens Street—
Phone (509) Madison 4-5141.
G. H. Volland, Dist. Passenger Sales Mgr.
- Tacoma, Wash. 98402**—
Union Station—
Phone (206) FU 3-1428.
D. W. Luckey, Area Sales Manager.
W. R. Smith, Dist. Passenger Sales Rep.
- Tampa, Fla. 33602**—
26 Western Union Building—
Phone (813) 229-1775.
S. C. Jones, Jr., Sales Manager.
- Toronto, Ontario**—
8 King Street East—
Phone (416) 368-3026.
L. T. Wickerson, Area Sales Manager.
- Tulsa, Okla. 74103**—
806 Community Insurance Building—
Phone (918) 583-7443.
R. H. Teal, Sales Manager.
- Vancouver 4, British Columbia, Canada**—
990 Station Street—
Phone (604) 681-5511.
W. G. Harold, Area Sales Manager.
D. W. Teed, Dist. Passenger Sales Mgr.
- Walla Walla, Wash. 99362**—
Burlington Northern Station—
Phone (509) JA 5-0740.
G. B. Nelson, Area Sales Manager.
- Washington, D. C. 20005**—
Suite 410, 1156 Fifteen Street, N. W.—
Phone (202) 296-5264.
R. W. Thoenke, Area Sales Manager.
R. A. Wade, Assistant Sales Mgr.—Passenger.
- Wenatchee, Wash. 98801**—
Burlington Northern Office Building—
Phone (509) NO 2-5907.
W. F. Hcfman, Area Sales Manager.
- Wichita Falls, Tex. 76301**—
Burlington Station 506 Seventh Street—
Phone (817) 322-2345.
T. K. Summers, Sales Manager.
- Winnipeg, Manitoba, Canada**—
Room 405, Childs Building—
Phone (204) 943-7255.
A. S. McKenzie, Area Sales Manager.
C. T. Alsop, Dist. Passenger Sales Rep.
- Winston-Salem, N. C. 27101**—
206 First Union National Bank Building—
Phone (919) PA 2-6212.
L. W. Grote, Area Sales Manager.
- Yakima, Wash. 98901**—
Yakima Avenue and Front Street—
Phone (509) CH 8-2031.
J. H. Halvorsen, Area Sales Manager.

Introducing the Burlington Northern. The new railroad with a good word for shippers.

yes!

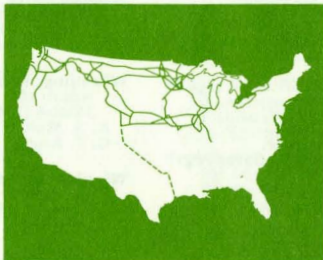
From this day on all of us on the Burlington Northern are going to use that word "Yes" whenever and wherever we can.

That's why we merged.

That's why we welded four fine railroads—the Burlington, Great Northern, Northern Pacific, and the Spokane, Portland & Seattle into one great new line—to give us even more opportunities to say "Yes".

We're determined to make the new Burlington Northern the most efficient transportation and distribution company in America. Imagine: four railroads operating as a single network along 24,000 miles of track, connecting 17 states and two Canadian provinces, joining the great cities of the Midwest with the cattle-rich plains, the grain lands of the prairies, the timberlands of the Northwest and the great ports where the sea roads start for the Orient.

The merger took this out of the realm of im-



agination and brought it to a reality. Now it's up to us to make that reality work. It's up to us to use the enormous capabilities we now have to give you a railroad that will do the kind of job you've always wanted a railroad to do.

When shippers ask, "Can we have equipment available at a specified time?", we will say "Yes" more often. Even now we have 125,823 cars in our expanded fleet, and a modern control center to direct them when and where they're needed.

When shippers ask us if we can cut transit time, we intend to say, "Yes, we can!" In fact, we will be using new, shorter routes, reducing delays, speeding freight.

When shippers ask us if we can help them expand profitably into new markets, we will say "Yes!" We're starting in that direction with wider routing and more valuable transit and diversion privileges which became available upon merger.

And to the shipper who asks if we can save him time and money, we'll say, "Yes we can!"

That's our aim. To say "Yes" and keep on saying it as often as possible.

Contact a Burlington Northern Yes-Man and ask him how the country's newest railroad can serve you. He's the same man you talked to before the merger, except now he can say "Yes" more often.



**BURLINGTON
NORTHERN**