

GIFU PREFECTURE

ROSTER OF JAPANESE EDUCATIONAL INSTITUTIONS

IV. VILLAGE OR TOWN SCHOOLS, B. Elementary Education (Shoto Kyoiku) (Cont'd)

NAME	ADDRESS	DATE FOUNDED	ENROLLMENT				
			30 Apr. 46 M	F	T	30 Nov. M	F
390. Unebata Sho Gakko (Unebata Elementary School)	Katakari-mura, Yoshiki-gun	Dec. 1879	38	31	69	39	32
391. Unuma Sho Gakko (Unuma Elementary School) *	Unuma-cho, Inaba-gun	Apr. 1873	677	679	1356	677	679
392. Urushiyama Sho Gakko (Urushiyama Elementary School) **	Funatsu-cho, Yoshiki-gun	1874	100	85	185	96	87
393. Ushiki Sho Gakko (Ushiki Elementary School)	Ushiki-mura, Motosu-gun	Apr. 1873	189	188	377	184	186
394. Ushimichi Sho Gakko (Ushimichi Elementary School) ***	Ushimichi-mura, Gujo-gun	March 1906	382	365	747	379	356
395. Utsue Sho Gakko (Utsue Elementary School)	Kokufu-mura, Yoshiki-gun	July 1880	39	49	88	40	40
396. Uzura Sho Gakko (Uzura Elementary School)	Uzura-mura, Inaba-gun	July 1873	289	254	543	285	254
397. Wachi Sho Gakko (Wachi Elementary School)	Wachi-mura, Kamo-gun	1873	488	434	922	485	434
398. Wagawa Sho Gakko (Wagawa Elementary School) *	Kamihara-mura, Mashida-gun	Aug. 1873	152	140	292	150	137
399. Wara Sho Gakko (Wara Elementary School) ***	Wara-mura, Gujo-gun	May 1893	319	324	643	329	344
400. Warabi Sho Gakko (Warabi Elementary School)	Shimomaki-mura, Mugi-gun	May 1883	184	216	400	184	200
401. Wasa Sho Gakko (Wasa Elementary School)	Nakahara-mura, Mashida-gun	Aug. 1873	151	178	329	259	270

* The figures for this institution include those for one branch school under the same administration.

** The figures for this institution include those for two branch schools under the same administration.

*** The figures for this institution include those for three branch schools under the same administration.

ROSTER OF JAPANESE EDUCATIONAL INSTITUTIONS

Elementary Education (Shoto Kyoiku) (Cont'd)

ADDRESS	DATE FOUNDED	ENROLLMENT						TEACHERS							
		30 Apr. 46			-	30 Nov. 46			30 Apr. 46			-	30 Nov. 46		
		M	F	T		M	F	T	M	F	T		M	F	T
Okari-mura, Yoshiki-	Dec. 1879	38	31	69		39	32	71	1	1	2		1	1	2
Ma-cho, Inaba-gun	Apr. 1873	677	679	1356		677	679	1356	13	16	29		13	16	29
Matsu-cho, Yoshiki-gun	1874	100	85	185		96	87	183	2	4-1	7		2	4-1	7
Yuki-mura, Motosu-gun	Apr. 1873	189	188	377		184	186	370	7	3	10		7	2	9
Yamichi-mura, Gujo-gun	March 1906	382	365	747		379	356	735	10	9	19		10	9	19
Yufu-mura, Yoshiki-gun	July 1880	39	49	88		40	49	89	2	1	3		2	1	3
Yura-mura, Inaba-gun	July 1873	289	254	543		285	254	539	7	3	10		7	3	10
Yui-mura, Kamo-gun	1873	488	434	922		485	434	919	11	9	20		11	8	19
Yuhara-mura, Mashida-	Aug. 1873	152	140	292		150	139	289	5	5	10		5	5	10
Yuzo-mura, Gujo-gun	May 1893	319	324	643		329	347	676	11	9	20		9	11	20
Yomaki-mura, Mugi-	May 1883	184	216	400		184	206	390	7	2	9		6	2	8
Yuhara-mura, Mashida-	Aug. 1873	151	178	329		259	70	329	5	4	9		3	4	7

Do not include those for one branch school under the same administration.
Do not include those for two branch schools under the same administration.
Do not include those for three branch schools under the same administration.

GIFU PREFECTURE

ROSTER OF JAPANESE EDUCATIONAL INSTITUTIONS

IV. VILLAGE OR TOWN SCHOOLS, B. Elementary Education (Shoto Kyoiku) (Cont'd)

NAME	ADDRESS	DATE FOUNDED	ENROLLMENT					
			30 Apr. 46			30 Nov. 46		
			M	F	T	M	F	T
402. Yagi Sho Gakko (Yagi Elementary School)	Yagi-mura, Ibi-gun	July 1873	242	235	477	230	223	453
403. Yamada Sho Gakko (Yamada Elementary School)	Sodekawa-mura, Yoshiki-gun	Apr. 1874	156	153	309	152	152	304
404. Yamada Sho Gakko (Yamada Elementary School)***	Yamada-mura, Gujo-gun	June 1873	317	294	611	320	291	611
405. Yamagata Sho Gakko (Yamagata Elementary School)	Yamagata-mura, Yamagata-gun	May 1872	309	295	604	305	295	600
406. Yamanokuchi Sho Gakko (Yamanokuchi Elementary School)	Yamanokuchi-mura, Ono-gun	1873	81	73	154	81	75	156
407. Yamanoue Sho Gakko (Yamanoue Elementary School)	Yamanoue-mura, Kamo-gun	1873	261	233	494	255	230	485
408. Yamato Sho Gakko (Yamato Elementary School)	Yamato-mura, Ibi-gun	Apr. 1900	244	257	501	226	243	469
409. Yamazoe Sho Gakko (Yamazoe Elementary School)	Yamazoe-mura, Motosu-gun	March 1873	235	190	425	233	196	429
410. Yanaizu Sho Gakko (Yanaizu Elementary School)	Yanaizu-mura, Hashima-gun	1873	287	288	575	285	288	573
411. Yaotsu Sho Gakko (Yaotsu Elementary School) *	Yaotsu-cho, Kamo-gun	1872	718	701	1419	703	680	1383
412. Yatomi Sho Gakko (Yatomi Elementary School) **	Yatomi-mura, Gujo-gun	1908	419	345	764	426	337	763

* The figures for this institution include those for two branch schools under the same administration.

** The figures for this institution include those for three branch schools under the same administration.

*** The figures for this institution include those for four branch schools under the same administration.

ROSTER OF JAPANESE EDUCATIONAL INSTITUTIONS
Education (Shoto Kyoiku) (Cont'd)

DATE FOUNDED	ENROLLMENT						TEACHERS						
	30 Apr. 46			30 Nov. 46			30 Apr. 46			30 Nov. 46			
	M	F	T	M	F	T	M	F	T	M	F	T	
-gun	July 1873	242	235	477	230	223	453	6	3	9	6	3	9
Yoshiki-	Apr. 1874	156	153	309	152	152	304	4-1	4	9	4-1	4	9
Gujo-gun	June 1873	317	294	611	320	291	611	15	5	20	12	6	18
Yamagata-	May 1872	309	295	604	305	295	600	10	6	16	10	6	16
ara, Ono-	1873	81	73	154	81	75	156	4	1	5	4	1	5
Kamo-	1873	261	233	494	255	230	485	5	6	11	4	6	10
Ibi-gun	Apr. 1900	244	257	501	226	243	469	6	3	9	6	3	9
Motosu-	March 1873	235	190	425	233	196	429	5	5	10	5	5	10
Hashima-	1873	287	288	575	285	288	573	8	5	13	9	5	14
Kamo-gun	1872	718	701	1419	703	680	1383	17-1	17-1	36	18-1	16-1	36
Gujo-gun	1908	419	345	764	426	337	763	10	11	21	9	12	21

include those for two branch schools under the same administration.
include those for three branch schools under the same administration
include those for four branch schools under the same administration.

GIFU PREFECTURE

ROSTER OF JAPANESE EDUCATIONAL INSTITUTIONS

IV. VILLAGE OR TOWN SCHOOLS, B. Elementary Education (Shoto Kyoiku) (Cont'd)

NAME	ADDRESS	DATE FOUNDED	ENROLLMENT				
			30 Apr. 46	-		30 Nov. 46	
			M	F	T	M	F
413. Yatsurugi Sho Gakko (Yatsurugi Elementary School)	Yatsurugi-mura, Hashima-gun	July 1873	306	306	612	305	301
414. Yawata Sho Gakko (Yawata Elementary School)	Yawata-mura, Ibi-gun	Apr. 1908	395	341	736	383	318
415. Yokokura Sho Gakko (Yokokura Elementary School)	Yokokura-mura, Ibi-gun	Apr. 1872	102	86	188	100	83
416. Yokoyama Sho Gakko (Yokoyama Elementary School)	Fujihashi-mura, Ibi-gun	Apr. 1880	112	95	207	112	95
417. Yorokita Sho Gakko (Yorokita Elementary School)	Yoro-mura, Yoro-gun.	Apr. 1902	103	114	217	102	111
418. Yorominami Sho Gakko (Yorominami Elementary School)	Yoro-mura, Yoro-gun	March 1902	141	173	314	154	189
419. Yoshida Sho Gakko (Yoshida Elementary School)	Asofu-mura, Yoshiki-gun	Apr. 1874	108	88	196	109	90
420. Yoshida Sho Gakko (Yoshida Elementary School)*	Yoshida-mura, Ena-gun	Sept. 1908	204	196	400	202	199
421. Yoshisato Sho Gakko (Yoshisato Elementary School)	Yoshisato-mura, Kaizu-gun	May 1873	205	240	445	200	233
422. Yukiiai Sho Gakko (Yukiiai Elementary School)	Kaminoho-mura, Mugi-gun	Apr. 1911	50	57	107	48	58
423. Yuya Sho Gakko (Yuya Elementary School)	Osaka-cho, Mashida-gun	March 1876	194	198	392	190	194
				105028		107775	
Total			108960		213988		103799

* The figures for this institution include those for one branch school under the same administration.

ROSTER OF JAPANESE EDUCATIONAL INSTITUTIONS

Primary Education (Shoto Kyoiku) (Cont'd)

ADDRESS	DATE FOUNDED	ENROLLMENT						TEACHERS							
		30 Apr. 46			-	30 Nov. 46			30 Apr. 46			-	30 Nov. 46		
		M	F	T	M	F	T	M	F	T	M	F	T		
...-mura, Hashima-	July 1873	306	306	612	305	301	606	6	9	15	6	9	15		
...mura, Ibi-gun	Apr. 1908	395	341	736	383	318	701	10	9	19	10	8	18		
...mura, Ibi-gun	Apr. 1872	102	86	188	100	83	183	3	1	4	3	1	4		
...-mura, Ibi-gun	Apr. 1880	112	95	207	112	95	207	3	2	5	3	2	5		
...e, Yoro-gun.	Apr. 1902	103	114	217	102	111	213	3	3	6	3	3	6		
...e, Yoro-gun	March 1902	141	173	314	154	189	343	4	3	7	4	3	7		
...ra, Yoshiki-gun	Apr. 1874	108	88	196	109	90	199	3	2	5	3	2	5		
...mura, Ena-gun	Sept. 1908	204	196	400	202	199	401	6	5	11	5	6	11		
...o-mura, Kaizu-	May 1873	205	240	445	200	233	433	5	4	9	5	4	9		
...mura, Mugi-gun	Apr. 1911	50	57	107	48	58	106	1	2	3	1	2	3		
...o, Mashida-gun	March 1876	194	198	392	190	194	384	4	4	8	4	4	8		

108960 105028 213988 107775 103798 211465 2861-63 2291-21 5236 2860-62 5194 2251-21

do not include those for one branch school under the same administration.

GIFU PREFECTURE

ROSTER OF JAPANESE EDUCATIONAL INSTITUTIONS

IV. VILLAGE OR TOWN SCHOOLS, B. Elementary Education (Shoto Kyoiku) (Cont'd)

2. Kindergartens (Yochien)

NAME	ADDRESS	DATE FOUNDED	ENROLLMENT #						
			30 M	Apr. F	46 T	-	30 M	Nov. F	46 T
1. Futaba Yochien (Futaba Kindergarten)	Oi-machi, Ena-gun	Apr. 1928	68	60	128		67	60	127
2. Higashinomura Hoikuin (Higashinomura Nurserf)	Higashinomura, Ena-gun	Apr. 1945	18	19	37		19	24	43
3. Nakatsu Yochien (Nakatsu Kindergarten)	Nakatsu-cho, Ena-gun	Apr. 1930	50	62	112		55	61	116
Total			136	141	277		141	145	286

See footnote, page 1.

X See footnote, page 1.

ROSTER OF JAPANESE EDUCATIONAL INSTITUTIONS
Education (Shoto Kyoiku) (Cont'd)

2. Kindergartens (Yochien)

DATE FOUNDED	# ENROLLMENT						X TEACHERS							
	30 M	Apr. F	46 T	-	30 M	Nov. F	46 T	30 M	Apr. F	46 T	-	30 M	Nov. F	46 T
gun	Apr. 1928	68	60	128	67	60	127	-1	3	4		-1	3	4
Ena-gun	Apr. 1945	18	19	37	19	24	43	-1	2	3		-1	2	3
Ena-gun	Apr. 1930	50	62	112	55	61	116		3	3			3	3
		136	141	277	141	145	286	-2	8	10		-2	8	10

note, page 1.

GIFU PREFECTURE

ROSTER OF JAPANESE EDUCATIONAL INSTITUTIONS

V. PRIVATE SCHOOLS, B. Secondary Education (Chuto Kyoiku)

- 1. Vocational Schools (Jitsugyo Gakko)
- a. Commercial Schools (Shogyo Gakko)
- 2. Commercial Schools for Females (Joshi Shogyo Gakko)

NAME	ADDRESS	DATE FOUNDED	ENROLLMENT #			
			30 Apr. 46 M	F	T	30 Nov. M
1. Gifu Seibi Joshi Shogyo Gakko (Gifu Seibi Girls' Commercial School)	Tashogoe-machi, Gifu City	March 1944	305	305		30
Total			305	305		30

- b. Industrial Schools (Kogyo Gakko)
- 1) Industrial Schools for Males (Danshi Kogyo)

1. Seki Kogyo Gakko (Seki Industrial School)	Seki-machi Mugi-gun	May 1943	478	478	460
Total			478	478	460

See footnote, page 1.

X See footnote, page 1.

ROSTER OF JAPANESE EDUCATIONAL INSTITUTIONS

Chuto Kyoiku)

- 1. Vocational Schools (Jitsugyo Gakko)
- a. Commercial Schools (Shogyo Gakko)
- 2. Commercial Schools for Females (Joshi Shogyo Gakko)

SCHOOLS	DATE FOUNDED	ENROLLMENT #						TEACHERS X								
		30 Apr. 46			30 Nov. 46			30 Apr. 46			30 Nov. 46					
		M	F	T	M	F	T	M	F	T	M	F	T			
Yamachi, Gifu City	March 1944		305	305			305	305			5-2	2-3	12	5-2	2-2	11
			305	305			305	305			5-2	2-3	12	5-2	2-2	11

- b. Industrial Schools (Kogyo Gakko)
- 1) Industrial Schools for Males (Danshi Kogyo Gakko)

Yamachi Mugai-gun	May 1943	478		478	460		460	21		21	23		23
		478		478	460		460	21		21	23		23

Page 1.

X See footnote, page 1.

GIFU PREFECTURE

ROSTER OF JAPANESE EDUCATIONAL INSTITUTIONS

V. PRIVATE SCHOOLS, B. Secondary Education (Chuto Kyoiku) (Cont'd)

C. Agricultural Schools (No Gakko)

3) Co-educational Agricultural Schools (Danjo Kyoiku)

NAME	ADDRESS	DATE FOUNDED	ENROLLMENT #					
			30 Apr. 46			30 Nov. 46		
			M	F	T	M	F	T
1. Sokushin Jitsugyo Gakko * (Sokushin Vocational School)	Naka-cho, Inaba-gun	Apr. 1941	130	25	155	121	24	145
Total			130	25	155	121	24	145

e. Special Kinds of Vocational Schools (Tokushu)

2) Special Kinds of Vocational Schools for Females (Joshi Tokushu)

NAME	ADDRESS	DATE	ENROLLMENT #					
			30 Apr. 46			30 Nov. 46		
			M	F	T	M	F	T
1. Gifu Joshi Koto Gigei Gakko (Gifu Girls' High Polytechnic School)	Teshogoe-machi Gifu City	March 1928	59	59		58	58	
2. Gijou Koto Jikka Jo Gakko (Gunjo Girls' High Practical School)	Eachiman-cho, Gijou	Apr. 1933	266	266		272	272	
3. Tajimi Koto Kasei Jo Gakko (Tajimi Girls' High Housekeeping School)	Shintomi-cho, Tajimi City	Feb. 1929	614	614		589	589	
Total			939	939		919	919	

* This institution is an agricultural school, though the name is vocational one.

See footnote, page 1.

X See footnote, page 1.

ROSTER OF JAPANESE EDUCATIONAL INSTITUTIONS

Chuto Kyoiku) (Cont'd)

C. Agricultural Schools (No Gakko)

3) Co-educational Agricultural Schools (Danjo Kyogaku No Gakko)

DATE FOUNDED	ENROLLMENT #						TEACHERS ^A						
	30 Apr. 46			30 Nov. 46			30 Apr. 46			30 Nov. 46			
	M	F	T	M	F	T	M	F	T	M	F	T	
naba-gun	Apr. 1941	130	25	155	121	24	145	7	3	10	6	2	8
		130	25	155	121	24	145	7	3	10	6	2	8

e. Special Kinds of Vocational Schools (Tokushu Jitsugyo Gakko)

2) Special Kinds of Vocational Schools for Females (Joshi Tokushu Jitsugyo Gakko)

chi	March 1928	59	59	58	58	1-2	2	5	1-2	2	5
q, Gujqu	Apr. 1933	266	266	272	272	5	5	10	9	5	14
o, Tajimi	Feb. 1929	614	614	589	589	8-1	10-1	20	8-1	12	21
		939	939	919	919	14-3	17-1	35	18-3	19	40

school, though the name is vocational one.

See footnote, page 1.

GIFU PREFECTURE

ROSTER OF JAPANESE EDUCATIONAL INSTITUTIONS

V. PRIVATE SCHOOLS, B. Secondary Education (Chuo Kyoiku) (Cont'd)

3. Girls' High Schools (Koto Jo Gakko)

NAME	ADDRESS	DATE FOUNDED	ENROLLMENT #			
			30 Apr. 46 M	F	T	30 Nov. M
1. Seibi Koto Jo Gakko (Seibi Girls' High School)	Tashogoe-cho, Gifu City	Feb. 1925		231	231	22
2. Tomita Koto Jo Gakko (Tomita Girls' High School)	Nagamotono Isshiki Gifu City	June 1922		1324	1324	128
3. Uguisudani Koto Jo Gakko (Uguisudani Girls' High School)	Uguisudani-cho, Gifu City	Dec. 1924		825	825	82
Total				2380	2380	23

4. Youth Schools (Seinen Gakko)

a. Youth Schools for Males (Danshi Seinen Gakko)

1. Chubu Haiden Gifu Seinen Gakko (Central Electric Distribution)	Mieji-cho, Gifu City	March 1943	98	98	113
2. Kamioka Kozan Mozumi Seinen Gakko (Kamioka Mine Mozumi Youth School)	Funatsu-cho Yoshiki-gun	July 1926	19	19	20
3. Kinka Kikaikogyo Seinen Gakko (Kinka Mechanical Industrial Youth School)	Kanohongoku-cho, Gifu City	July 1940	42	42	39
4. Mitsui Shikama Seinen Gakko (Mitsui Shikama Youth School)	Funatsu-cho, Yoshiki-gun	March 1941	245	245	249
5. Shokusan Seinen Gakko (Shokusan Youth School)	Seki-machi, Mugi-gun	June 1945	55	55	55

See footnote, page 1.

X See footnote, page 1.

ROSTER OF JAPANESE EDUCATIONAL INSTITUTIONS

Gifu Prefecture (Gifu Kyoiku) (Cont'd)

3. Girls' High Schools (Koto Jo Gakko)

ADDRESS	DATE FOUNDED	ENROLLMENT #						TEACHERS X					
		30 Apr. 46		-	30 Nov. 46		30 Apr. 46		-	30 Nov. 46			
		M	F	T	M	F	T	M	F	T	M	F	T
...cho, Gifu City	Feb. 1925		231	231		227	227	3-1	3-3	10	3-1	3-2	9
...ono Isshiki Gifu	June 1922		1324	1324		1281	1281	20	16	36	17	15	32
...ani-cho, Gifu City	Dec. 1924		825	825		822	822	16	16	32	15	17	32
			2380	2380		2330	2330	39-1	35-3	78	35-1	35-2	73

4. Youth Schools (Seinen Gakko)a. Youth Schools for Males (Danshi Seinen Gakko)

...cho, Gifu City	March 1943	98		98	113		113	13		13	7		7
...cho Yoshiki-gun	July 1926	19		19	20		20	-5		5	-3		3
...goku-cho, Gifu City	July 1940	42		42	39		39	6		6	6		6
...cho, Yoshiki-gun	March 1941	245		245	249		249	1-2		3	1-2		3
...chi, Mugi-gun	June 1945	55		55	55		55	2		2	2		2

See footnote, page 1.

GIFU PREFECTURE

POSTER OF JAPANESE EDUCATIONAL INSTITUTIONS

V. PRIVATE SCHOOLS, B. Secondary Education (Chuto Kyoiku) (Cont'd)

NAME	ADDRESS	DATE FOUNDED	ENROLLMENT #			
			30 Apr. 46 M	F	30 Nov. 45 M	F
6. Taiyo Denki Seinen Gakko (Taiyo Electric Tools Co., 's Youth School)	Kasamatsu-cho, Hashima-gun	Apr. 1946	221	221	236	
7. Waida Seinen Gakko (Waida Youth School)	Showa-cho, Takayama City	Apr. 1942	27	27	22	
Total			707	707	734	

4. Youth Schools (Seinen Gakko)

b) Youth Schools for Females (Joshi Seinen Gakko)

1. Chuwa Joshi Seinen Gakko (Chuwa Girls Youth School)	Mino-machi, Mugi-gun	March 1941	73	73	84	
2. Gujo Seishi Ko o Joshi Seinen Gakko (Gujo Girls' Raw Silk Factory Youth School)	Kuchimyogata-mura Gujo- gun	May 1938	160	160	150	
3. Gunze Mino Joshi Seinen Gakko (Gunze Mino Girls' Youth School)	Kobi-cho, Kamo-gun	Apr. 1935	508	508	515	
4. Kanebo Ogaki Kojo Joshi Seinen Gakko (Kanebo Ogaki Factory Girls' Youth School)	Muromura-cho, Ogaki City	Oct. 1936	35	35	44	

See footnote, page 1.

X See footnote, page 1.

ROSTER OF JAPANESE EDUCATIONAL INSTITUTIONS

(Chuto Kyoiku) (Cont'd)

DATE FOUNDED	ENROLLMENT #						TEACHERS ¹						
	30 Apr. 46		-		30 Nov. 46		30 Apr. 46		-		30 Nov. 46		
	M	F	M	F	M	F	M	F	M	F	M	F	
cho, Hashima-gun	Apr. 1946	221		221	236		236	3		3	3		3
Takayama City	Apr. 1942	27		27	22		22	-2		2	-1		1
		707		707	734		734	25-9		34	19-6		25

4. Youth Schools (Seinen Gakko)

b) Youth Schools for Females (Joshi Seinen Gakko)

Mugi-gun	March 1941	73	73	84	84	-10	10	-10	10		
ta-mura Gujo-	May 1938	160	160	150	150	1	1	1	1		
Kamo-gun	Apr. 1935	508	508	515	515	1	5	6	1	4	5
cho, Ogaki City	Oct. 1936	35	35	44	44	4	4	4	4	4	

See footnote, page 1.

GIFU PREFECTURE

ROSTER OF JAPANESE EDUCATIONAL INSTITUTIONS

V. PRIVATE SCHOOLS, B. Secondary Education (Chuto Kyoiku) (Cont'd)

NAME	ADDRESS	DATE FOUNDED	ENROLLMENT				
			30 M	Apr. 46 F	- T	30 M	Nov. F
5. Katakura Mizunami Jissen Jo Gakko (Katakura Mizunami Girls' Practical Youth School)	Mizunami-cho, Toki-gun	June 1935		146	146		20
6. Katakura Seki Seinen Gakko (Katakura Seki Youth School)	Seki-machi, Mugi-gun	Apr. 1935		431	431		448
7. Mayukenteisho Joshi Seinen Gakko (Cocoon Inspecting Office Girls' Youth School)	Hiromi-cho, Kani-gun	Apr. 1942		71	71		
8. Nippon Sanshi Takayama Joshi Seinen Gakko (Nippon Sanshi Takayama Girls' Youth School)	Hanasato-cho, Takayama City	June 1944		58	58		
9. Nissan Ena Joshi Seinen Gakko (Nissan Ena Girls' Youth School)	Nakatsu-cho, Ena-gun	June 1944		103	103		10
10. Senshin Jissen Jo Gakko (Senshin Girls' Practical School)	Gotsubo-cho, Gifu City	July 1946					27
11. Yaegaki Seinen Gakko (Yaegaki Youth School)	Tarui-cho, Fuwa-gun	Apr. 1936		413	413		50
Total				1998	1998		245

ROSTER OF JAPANESE EDUCATIONAL INSTITUTIONS

ion (Chuto Kyoiku) (Cont'd)

INSTITUTION	DATE FOUNDED	ENROLLMENT						TEACHERS					
		30 Apr. 46			30 Nov. 46			30 Apr. 46			30 Nov. 46		
		M	F	T	M	F	T	M	F	T	M	F	T
mi-cho, Toki-gun	June 1935		146	146		204	204	2-3	1	6	2-3	1	6
chi, Mugi-gun	Apr. 1935		431	431		448	448	2-4	2	8	2-3	2	7
l-cho, Kani-gun	Apr. 1942		71	71		63	63	-8	1-2	11	1-8	2	11
ato-cho, Takaya-	June 1944		58	58		69	69	1-2	1	4	-2	1	3
su-cho, Ena-gun	June 1944		103	103		101	101	-7	-1	8	-7	-1	8
bo-cho, Gifu City	July 1946					278	278				1	2	3
cho, Fuwa-gun	Apr. 1936		413	413		502	502	8	6	14	7	4	11
			1998	1998		2458	2458	19-34	16-3	72	19-33	16-1	69

GIFU PREFECTURE

ROSTER OF JAPANESE EDUCATIONAL INSTITUTIONS

V. PRIVATE SCHOOLS, B. Secondary Education (Chuto Kyoiku) (Cont'd)

4. Youth Schools (Seinen Gakko)

c) Co-educational Youth Schools (Danjo Kyogaku Seinen Gakko)

NAME	ADDRESS	DATE FOUNDED	ENROLLMENT #					
			30 Apr. 46			30 Nov. 46		
			M	F	T	M	F	T
1. Aiba Kogyo Seinen Gakko (Aiba Industrial Youth School)	Ono-cho, Ibi-gun	Feb. 1945	123	20	143	116	16	132
2. Ano Kozan Seinen Gakko (Ano Kozan Youth School)	Kawai-mura, Yoshiki-gun	March 1941	4	3	7	4	3	7
3. Dainihon Boseki Nishi Ogaki Seinen Gakko (Dainihon Boseki Nishi Ogaki Industrial Youth School)	Kusegawa-machi, Ogaki City	Apr. 1935	26	6	32	23	4	27
4. Hida Sangyo Seinen Gakko (Hida Sangyo Youth School)	Nada-cho, Takayama City	Apr. 1937	68	44	112	61	50	111
5. Kamioka Kozan Tochibora Seinen Gakko (Kamioka Mine Tochibora Youth School)	Asou-mura, Yoshiki-gun	March 1935	158	75	233	159	76	235
6. Mitsubishi Denki Nakatsugawa Seinen Gakko (Mitsubishi Denki Nakatsugawa Youth School)	Nakatsu-cho, Ena-gun	Feb. 1945	69	4	73	50	5	55
7. Nihon Denki Ogaki Seinen Gakko (Nihon Denki Ogaki Youth School)	Hayashi-cho, Ogaki City	Apr. 1943	265	155	420	221	206	427
8. Nippon Anzen Kamisori Seinen Gakko (Nippon Safety Razor Youth School)	Seki-machi Mugi-gun	June 1941	18	53	71	17	62	79

See footnote, page 1.

X See footnote, page 1.

ROSTER OF JAPANESE EDUCATIONAL INSTITUTIONS

(Chuto Kyoiku) (Cont'd)

4. Youth Schools (Seinen Gakko)

c) Co-educational Youth Schools (Danjo Kyogaku Seinen Gakko)

DATE FOUNDED	ENROLLMENT #						TEACHERS ^X						
	30 Apr. 46			30 Nov. 46			30 Apr. 46			30 Nov. 46			
	M	F	T	M	F	T	M	F	T	M	F	T	
Ibi-gun	Feb. 1945	123	20	143	116	16	132	-7	-1	8	-7	-1	8
Yoshiki-	March 1941	4	3	7	4	3	7	-1	-1	2	-1	-1	2
Yachi,	Apr. 1935	26	6	32	23	4	27	3	1	4	3	1	4
Takayama	Apr. 1937	68	44	112	61	50	111	-4		4	-4		4
Yoshiki-	March 1935	158	75	233	159	76	235	1-7	4	12	1-7	4	12
Ena-	Feb. 1945	69	4	73	50	5	55	1-9		10	-9	1	10
Ogaki	Apr. 1943	265	155	420	221	206	427	25	2	27	25	2	27
Mugi-gun	June 1941	18	53	71	17	62	79	-1	2	3	-1	2	3

X See footnote, page 1.

GIFU PREFECTURE

ROSTER OF JAPANESE EDUCATIONAL INSTITUTIONS

V. PRIVATE SCHOOLS, B. Secondary Education (Chuto Yyoiku) (Cont'd)

NAME	ADDRESS	DATE FOUNDED	ENROLLMENT				
			30 Apr. 46			30 Nov. 46	
			M	F	T	M	F
9. Nippon Seimitsu Kogyo Seinen Gakko (Nippon Precision Manufacture Youth School)	Seki-machi, Mugi-gun	Apr. 1939	78	34	112	65	27
10. Okamoto Kogyo Godo Seinen Gakko (Okamoto Kogyo Godo Youth School)	Godo-machi, Ampachi- gun	Dec. 1944	62	32	94	60	36
11. Okamoto Kogyo Tarui Seinen Gakko (Okamoto-Kogyo Tarui Youth School)	Tarui-cho, Fuwa-gun	March 1936	119	47	166	75	47
12. Seki Hamono Seinen Gakko (Seki Cutting Instrument Youth School)	Seki-machi, Mugi-gun	Feb. 1941	50	23	73	50	23
13. Showa Jissen Jo Gakko (Showa Girls' Practical School)	Seki-machi, Mugi-gun	Apr. 1941	66	66	132	66	66
14. Taiheiyo Kogyo Seinen Gakko (Taiheiyo Industrial Youth School)	Miwa-cho, Ogaki City	March 1941	68	40	108	91	70
15. Yahashi Kogyo Seinen Gakko (Yahashi Industrial Youth School)	Akasaka-cho, Fuwa-gun	March 1933	100	109	209	177	94
Total			1364	711	2075	1235	785

ROSTER OF JAPANESE EDUCATIONAL INSTITUTIONS

ADDRESS	DATE FOUNDED	ENROLLMENT						TEACHERS					
		30 Apr. 46			30 Nov. 46			30 Apr. 46			30 Nov. 46		
		M	F	T	M	F	T	M	F	T	M	F	T
machi, Mugi-gun	Apr. 1939	78	34	112	65	27	92	-7	-3	10	-6		6
machi, Ampachi-	Dec. 1944	62	32	94	60	36	96	5		5	5		5
cho, Fuwa-gun	March 1936	119	47	166	75	47	122	2	1	3	2	1	3
machi, Mugi-gun	Feb. 1941	50	23	73	50	23	73	5		5	5		5
machi, Mugi-gun	Apr. 1941	66	66	132	66	66	132	2	2	4	2	2	4
cho, Ogaki City	March 1941	68	40	108	91	70	161	5		5	5	1	6
ka-cho, Fuwa-gun	March 1933	100	109	209	177	94	271	1-8	1-6	16	1-7	1-6	15
		1364	711	2075	1235	785	2020	50-44	13-11	118	49-42	15-8	114

GIFU PREFECTURE

NUMBER OF INSTITUTIONS

V. PRIVATE SCHOOLS C. Elementary Education (Shoto Kyōiku)

1. Elementary Schools (Sho Gakko)

a) Co-educational Elementary Schools (Danjo Kyogaku Sho Gakko)

NAME	ADDRESS	DATE FOUNDED	ENROLLMENT #					
			30 Apr. 46			30 Nov. 46		
			M	F	T	M	F	T
1. Amou Sho G.kko (Amou Elementary School)	Kawai-mura, Yoshiki-gun	June 1881	13	8	21	13	8	21
2. Mitsui Mozumi Sho Gakko (Mitsui Mozumi Elementary School)	Funatsu-machi, Yoshiki-gun	May 1910	59	42	101	60	43	103
3. Mitsui Tochibora Sho Gakko (Mitsui Tochibora Elementary School)	Asofu-mura, Yoshiki-gun	Aug. 1896	285	269	554	287	270	557
Total			357	319	676	360	321	681

2. Kindergartens (Yochien)

1. Aiji Yochien (Aiji Kindergarten)	Oda-machi, Tajimi City	Sept 1928	91	105	196	90	100	190
2. Kamo Rakuen (Kamo Rakuen Kindergarten)	Kobi-cho, Kamo-gun	Apr. 1931	31	27	58	30	29	59
3. Kamo Rakuen (Kamo Rakuen Kindergarten)	Ota-cho, Kamo-gun	Not given	40	42	82	41	42	83
4. Kasamatsu Yochien (Kasamatsu Kindergarten)	Kasamatsu-cho, Hashima-gun	Apr. 1946	72	60	132	70	60	130

See footnote, page 1.

X See footnote, page 1.

NUMBER OF EDUCATIONAL INSTITUTIONS

(Shoto Kyokai)

1. Elementary Schools (Sho Gakko)

Educational Elementary Schools (Danjo Kyogaku Sho Gakko)

DATE FOUNDED	ENROLLMENT #						TEACHERS							
	30 Apr. 46			-	30 Nov. 46			30 Apr. 46			-	30 Nov. 46		
	M	F	T		M	F	T	M	F	T		M	F	T
Yoshiki-gun June 1881	13	8	21		13	8	21	1	1	2		1	1	2
Yoshiki-gun May 1910	59	42	101		60	43	103	3	2	5		3	2	5
Yoshiki-gun Aug. 1896	285	269	554		287	270	557	8	11	19		8	11	19
	357	319	676		360	321	681	12	14	26		12	14	26

2. Kindergartens (Yochien)

Yoshiki City Sent 1928	91	105	196		90	100	190	1	4	5		1	4	5
Yoshiki-gun Apr. 1931	31	27	58		30	29	59	1	2	3		1	2	3
Yoshiki-gun Not given	40	42	82		41	42	83	-1	3	4		-1	3	4
Hashima-gun Apr. 1946	72	60	132		70	60	130		3	3			3	3

Footnote, page 1.

GIFU PREFECTURE		ROSTER OF JAPANESE EDUCATIONAL INSTITUTIONS				
V. PRIVATE SCHOOLS C. Elementary Education (Shoto Kyoiku)		DATE	ENROLLMENT			
NAME	ADDRESS	FOUNDED	30 Apr. 46			30 No
			M	F	T	M
5. Kodo Yochien (Kodo Kindergarten)	Nada-cho, Tokayama City	June 1941	16	45	91	40
6. Myojo Yochien (Myojo Kindergarten)	Mizunami-cho, Toki-gun	July 1932	8	20	28	10
7. Ogaki Yochien (Ogaki Kindergarten)	Demma-cho, Ogaki City	June 1917	82	104	186	82
8. Seki Yochien (Seki Kindergarten)	Seki-machi, Mugi-gun	June 1929	60	60	120	60
9. Shisei Yochien (Shisei Kindergarten)	Hachiman-cho Gujo-gun	Sept 1930	54	46	100	54
10. Shotoku Yochien (Shotoku Kindergarten)	Omon-cho, Gifu City	Sept 1930	19	21	40	20
11. Takayama Yochien (Takayama Kindergarten)	Teppo-cho, Takayama City	May 1920	141	141	282	138
12. Takehana Yochien (Takehana Kindergarten)	Takehana-cho, Hashima-gun	Sept. 1933	70	83	153	65
Total			714	754	1468	700

ROSTER OF JAPANESE EDUCATIONAL INSTITUTIONS

Education (Shoto Kyoiku)

ADDRESS	DATE FOUNDED	ENROLLMENT						TEACHERS					
		30 Apr. 46			30 Nov. 46			30 Apr. 46			30 Nov. 46		
		M	F	T	M	F	T	M	F	T	M	F	T
cho, Tokayama City	June 1941	16	45	91	40	37	77	1	2	3	1	2	3
hemi-cho, Toki-gun	July 1932	8	20	28	10	20	30	1	1	2	1	1	2
ma-cho, Ogaki City	June 1917	82	104	186	82	104	186	1	5	6	1	5	6
i-machi, Mugi-gun	June 1929	60	60	120	60	70	130	1	4	5	1	3	4
himan-cho Gujo-gun	Sept 1930	54	46	100	54	50	104		2	2		2	2
n-cho, Gifu City	Sept 1930	19	21	40	20	20	40		2	2		2	2
po-cho, Takayama	May 1920	141	141	282	138	144	282	-1	6	7	-1	8	9
ehana-cho, Hashima-	Sept. 1933	70	83	153	65	72	137		4	4		4	4
		714	754	1468	700	748	1448	6-2	38	46	6-2	39	47

GIFU PREFECTURE

ROSTER OF JAPANESE EDUCATIONAL INSTITUTIONS

V. PRIVATE SCHOOLS D. Special Schools (Tokushu Gakko)

4. Miscellaneous Schools (Kakushu Gakko)

a) Miscellaneous Schools for Males (Danshi Kakushu Gakko)

NAME	ADDRESS	DATE FOUNDED	# ENROLLMENT				
			30 Apr. 46 M F	- T	30 Nov. 46 M F		
1. Gifuken Jidosha Gakko (Gifu-ken Automobile School)	Nagamori Iwato, Gifu City	Sept. 1932	66		66	60	
2. Tajimi Shoko Senshu Gakko (Tajimi Commerce Industry School)	Kasahara-cho Toki-gun	July 1946				370	3
Total			66		66	430	4

4. Miscellaneous Schools (Kakushu Gakko)

b) Miscellaneous Schools for Females (Joshi Kakushu Gakko)

1. Gifu Koto Yosai Jo Gakko (Gifu Girls' High Foreign Sewing School)	Higashi Sakae-cho, Gifu City	Aug. 1938	430	430	410	41
2. Kurono Jikka Jo Gakko (Kurono Girls' Practical School)	Kurono-mura, Inaba-gun	Dec. 1925	68	68	64	6
3. Mino Nishu Gakurin (Mino Muns Educational Institution)	Nagamorino, Gifu City	March 1881	14	14	14	1

See footnote, page 1.

X See footnote, page 1.

ROSTER OF JAPANESE EDUCATIONAL INSTITUTIONS

Gakko)

4. Miscellaneous Schools (Kakushu Gakko)

a) Miscellaneous Schools for Males (Danshi Kakushu Gakko)

DATE FOUNDED	ENROLLMENT #						TEACHERS ^A					
	30 Apr. 46			30 Nov. 46			30 Apr. 46			30 Nov. 46		
	M	F	T	M	F	T	M	F	T	M	F	T
o, Gifu City	Sept. 1932	66		66	60	60	10		10	10		10
Toki-gun	July 1946			370		370				7	5	12
		66		66	430	430	10		10	17	5	22

4. Miscellaneous Schools (Kakushu Gakko)

b) Miscellaneous Schools for Females (Joshi Kakushu Gakko)

e-cho, Gifu	Aug. 1938		430	430		410	410	3	8	11	3	6	9
Inaba-gun	Dec. 1925		68	68		64	64	3	2	5	2	3	5
Gifu City	March 1881		14	14		14	14	6	2	8	6	2	8

106

GIFU PREFECTURE

ROSTER OF JAPANESE EDUCATIONAL INSTITUTIONS

V. PRIVATE SCHOOLS, D. Special Schools (Tokushu Gakko) (Cont'd)

NAME	ADDRESS	DATE FOUNDED	ENROLLMENT				
			31 M	Apr. 46 F	- T	30 M	Nov. F
4. Nake Koto Yosai Jo Gakko (Nake Girls' High Foreign- Sewing School)	Naka-machi, Inaba-gun	June 1941		230	230		200
Total				742	742		68

ROSTER OF JAPANESE EDUCATIONAL INSTITUTIONS

(Tokushu Gakko) (Cont'd)

INSTITUTION	DATE FOUNDED	ENROLLMENT						TEACHERS					
		30 Apr. 46			30 Nov. 46			30 Apr. 46			30 Nov. 46		
CLASS		M	F	T	M	F	T	M	F	T	M	F	T
Machi, Inaba-gun	June 1941		230	230		200	200	1-1	8	10	1-1	8	10
			742	742		688	688	13-1	20	34	12-1	19	32

GIFU PREFECTURE

ROSTER OF JAPANESE EDUCATIONAL INSTITUTIONS

VI. SCHOOLS UNDER MINISTRIES OTHER THAN THE MINISTRY OF EDUCATION, B. Secondary Education (Chuto Kyoiku)

1. Vocational Schools (Jitsugyo Gakko)

e. Special Kinds of Vocational Schools (Tokushu Jitsugyo Gakko)

1) Special Kinds of Vocational Schools for Males (Danshi Tokushu Jitsugyo Gakko) and

NAME	ADDRESS	DATE FOUNDED	ENROLLMENT #				
			30 Apr. 46 M F	T	30 Nov. 46 M F		
1. Gifu-ken Keisatsu Renshu Jo (Gifu Prefectural Police Training School)	Yuhigaoka, Gifu City		41		41	41	
Total			41		41	41	

2. Youth Schools (Seinen Gakko)

a) Youth Schools for Males (Danshi Seinen Gakkko) under the Control of Ministries of

1. Minoota Tetsudo Seinen Gakko (Mino-ota Railway Youth School)	Furui-machi, Kamo-gun	1 April 1946	857		857	857	857
2. Ogaki Tetsudo Seinen Gakko (Ogaki Railway Youth School)	Ogaki-shi	1 April 1946	1458		1458	1458	1458
3. Oi Tetsudo Seinen Gakko (Oi Railway Youth School)	Nagashima-machi, Ena-gun	1 April 1946	588		588	588	588
4. Tajimi Teishin Seinen Kunren Jo (Tajimi Communication Youth School)	c/o Tajimi P.O. Tajimi City	7 August 1943	60		60	58	58
Total			2963		2963	2961	2961

See, footnote, page 1.

X See footnote, page 1.

ROSTER OF JAPANESE EDUCATIONAL INSTITUTIONS
MINISTRY OF EDUCATION, B. Secondary Education (Chuto Kyoiku)

1. Vocational Schools (Jitsugyo Gakko)

e. Special Kinds of Vocational Schools (Tokushu Jitsugyo Gakko)
National Schools for Males (Danshi Tokushu Jitsugyo Gakko) under the Control of Home Ministry,

ADDRESS	DATE FOUNDED	ENROLLMENT #						TEACHERS ^X					
		30 Apr. 46			30 Nov. 46			30 Apr. 46			30 Nov. 46		
		M	F	T	M	F	T	M	F	T	M	F	T
Okazaki, Gifu City		41		41	41		41	8-2		10	8-2		10
		41		41	41		41	8-2		10	8-2		10

2. Youth Schools (Seinen Gakko)

National Schools (Danshi Seinen Gakko) under the Control of Ministries of Communications and Transportation

ADDRESS	DATE FOUNDED	857	1458	588	60	2963	857	1458	588	58	2963	8	11	5	3	27	8	11	5	3	27
Okazaki, Kamo-gun	1 April 1946	857		857		857	857		857		857	8		8		8	8		8		8
Okazaki	1 April 1946	1458		1458		1458	1458		1458		1458	11		11		11	11		11		11
Okazaki-machi, Ena-	1 April 1946	588		588		588	588		588		588	5		5		5	5		5		5
Tajimi P.O. Tajimi	7 August 1943	60		60		58	58		58		58	3		3		3	3		3		3
		2963		2963		2961	2961		2961		2961	27		27		27	27		27		27

X See footnote, page 1.

GIFU PREFECTURE

ROSTER OF JAPANESE EDUCATIONAL INSTITUTIONS

VI. SCHOOLS UNDER MINISTRIES OTHER THAN THE MINISTRY OF EDUCATION, B. Secondary Education (Chuto Kyoiku)

B. Secondary Education (Chuto Kyoiku)

4. Youth Schools (Seinen Gakko)

c) Co-educational Youth Schools (Danjo Kyogaku Seinen Gakko) under the Control of Minis

NAME	ADDRESS	DATE FOUNDED	ENROLLMENT			
			30 Apr. 46 M	F	T	30 No M
1. Gifu Teishin Seinen Kunren Jo (Gifu Communication Youth School)	c/o Gifu P. O. Gifu City	3 July 1942	134	93	227	128
2. Ogaki Teishin Seinen Kunrenjo (Ogaki Communication Youth School)	c/o Ogaki P. O. Ogaki City	10 August 1944	61	37	98	58
3. Takayama Teishin Seinen Kunren Jo (Takayama Communication Youth School)	c/o Takayama P. O. Takayama City	15 April 1943	45	53	98	41
Total			240	183	423	227

See footnote, page 1.

X See footnote, page.1.

ROSTER OF JAPANESE EDUCATIONAL INSTITUTIONS

MINISTRY OF EDUCATION . B. Secondary Education (Chuto Kyoiku) (Cont'd)

B. Secondary Education (Chuto Kyoiku)

4. Youth Schools (Seinen Gakko)

Schools (Danjo Kyotoku Seinen Gakko) under the Control of Ministry of Communications

SCHOOL	DATE FOUNDED	ENROLLMENT						TEACHERS					
		30 Apr. 46			30 Nov. 46			30 Apr. 46			30 Nov. 46		
		M	F	T	M	F	T	M	F	T	M	F	T
P. O. Gifu City	3 July 1942	134	93	227	128	90	218	11		11	11		11
P. O. Ogaki	10 August 1944	61	37	98	58	38	96	7		7	7		7
Yana P. O. City	15 April 1943	45	53	98	41	48	89	4		4	4		4
		240	183	423	227	176	403	22	0	22	22		22

X See footnote, page.1.

GIFU PREFECTUREROSTER OF JAPANESE EDUCATIONAL INSTITUTIONS
VI. SCHOOLS UNDER MINISTRIES OTHER THAN THE MINISTRY OF EDUCATION, C. Special Schools (Tokushu Gakko)1. Juvenile Correction Schools (Shonen Kyogoin), under the Control of Ministry

NAME	ADDRESS	DATE FOUNDED	ENROLLMENT #				
			30 Apr. 46 M	F	T	30 Nov. 46 M	F
1. Gifu Gakuin (Gifu School)	Sakuradaimon, Toyoki-mura, Ibi-gun	April 1935	25	9	34	27	8
Total			25	9	34	27	8

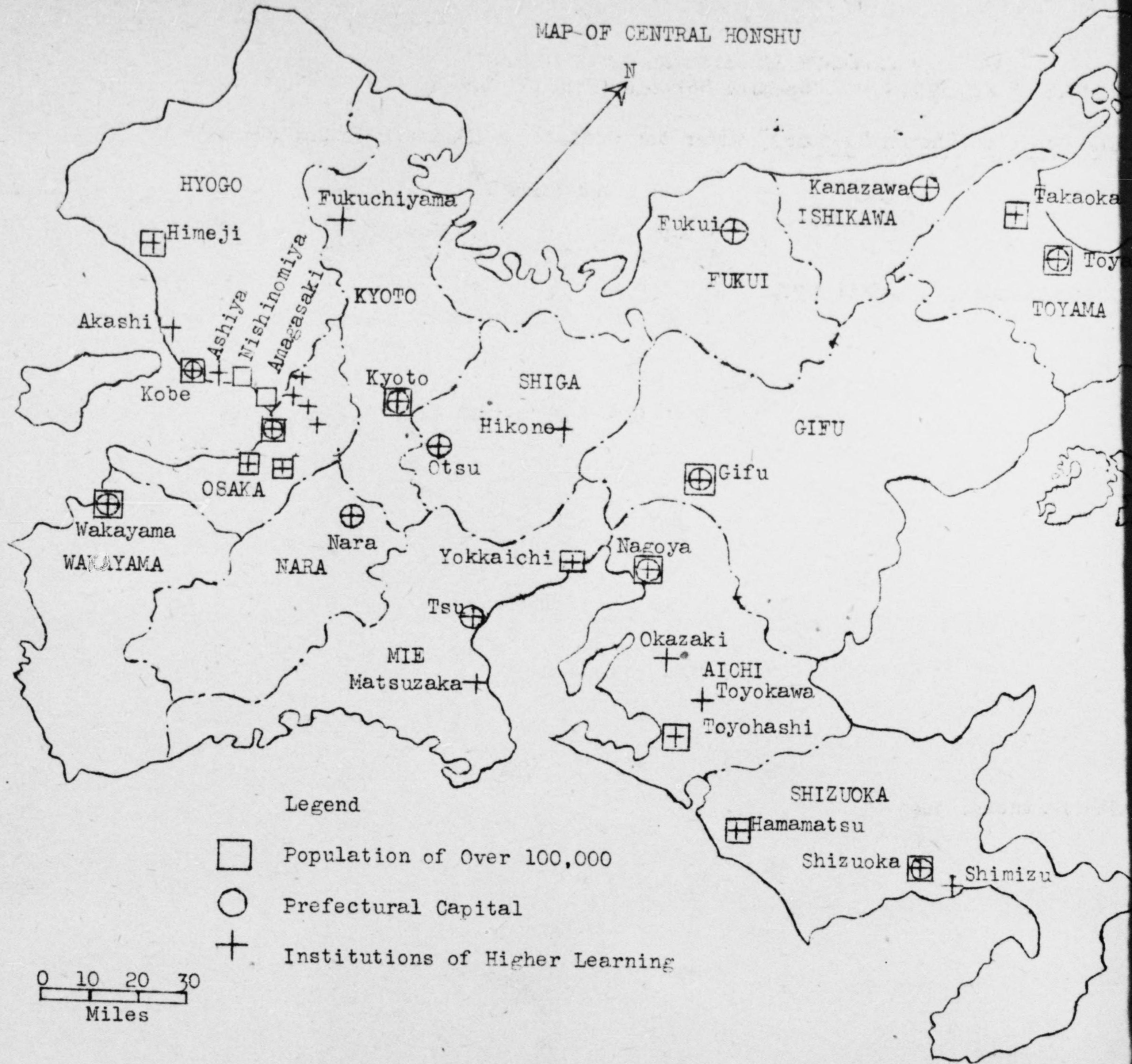
See footnote, page 1.

X See footnote, page 1.

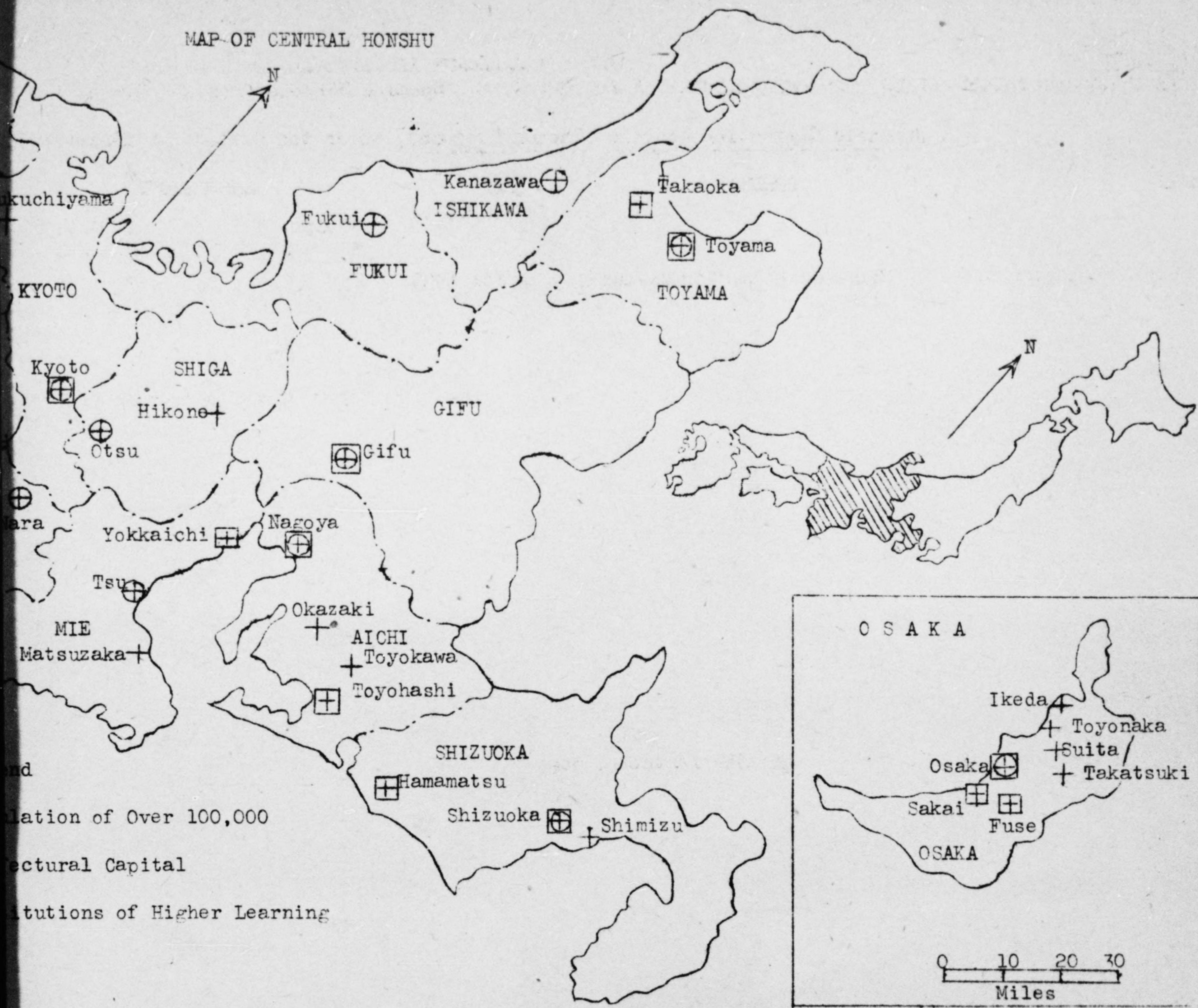
ROSTER OF JAPANESE EDUCATIONAL INSTITUTIONS
 MINISTRY OF EDUCATION, C. Special Schools (Tokushu Gakko)
 Special Schools (Shonen Kyogoin), under the Control of Ministry of Welfare.

DATE FOUNDED	ENROLLMENT #						TEACHERS X					
	30 Apr. 46			30 Nov. 46			30 Apr. 46			30 Nov. 46		
	M	F	T	M	F	T	M	F	T	M	F	T
Toyoki-mura, April 1935	25	9	34	27	8	35	5		5	5		5
	25	9	34	27	8	35	5		5	5		5

footnote, page 1.



MAP OF CENTRAL HONSHU



Population of Over 100,000
 Prefectural Capital
 Institutions of Higher Learning



THE FOREIGN SERVICE
OF THE
UNITED STATES OF AMERICA

~~DECLASSIFIED~~
Date
ACTION
is assigned to

POS

United States Political Adviser
for Japan

Tokyo, July 29, 1948

No. 477

UNCLASSIFIED

SUBJECT: Forwarding Publications Regarding Education in Japan.

their
accs
File
DJR
RECEIVED
18
DEPARTMENT OF STATE

ACTION
POS
SERIES
TO
OLA
O
OE
FE
DJR
OJD

The Acting Political Adviser has the honor to forward as accompaniments to this despatch four copies of Education in New Japan, Volume I (text) and Volume II (appendix), published by the Civil Information and Education Section of this Headquarters.

Part I, Volume I of this publication presents the historical background of education in Japan, Part II presents a survey of the pre-Occupation Japanese educational system, and Part III covers in considerable detail the reconstruction of Japanese education during the occupation.

Some of the more significant factors in the educational reform initiated during the occupation are:

- (1) Removal of ultra-nationalistic and militaristic elements and influences from the schools
- (2) Extension of free compulsory education from six years to nine years
- (3) Authorization of co-education at all levels of the school system
- (4) Organization of vigorous teachers unions with a major interest in the economic welfare of teachers.
- (5) Revisions of curricula and courses of study at all levels
- (6) Development of programs for adult education under local leadership
- (7) Inauguration of daily broadcasts of radio programs for elementary and secondary schools and teachers throughout the nation
- (8) Simplification of the written Japanese language with marked reduction in the number of kanji characters in common use and the introduction of instruction in the Roman alphabet in the elementary schools.

Volume II

UNCLASSIFIED

894.42/7-2948

CSN

JUG 11 1948

RECEIVED

894.42/7-2948

VVL
91

Tokyo's No. 477,
July 29, 1948

UNCLASSIFIED

-2-

Volume II of the publication contains the texts of SCAP directives, Japanese laws, and documents implementing the program of reform, together with statistical material on progress to date.

att: ~~...~~
~~...~~
Accompaniments:

1. Education in New Japan, Volume I,
May 1948, four copies. *not seen*
2. Education in New Japan, Volume II,
May 1948, four copies. *✓*

Encls in Bulby File

Original and ozalid to Department

842
LNJohansen:em

UNCLASSIFIED

**Informational Material Forwarded
in Pouch No. 123**

July 30, 1948

For the Office of Far Eastern Affairs

(Reference: Mailed in conformity with standing instruction)

Prefectural Press Anal.	No. 258	July 28, 1948	2 Copies
Press Anal.	No. 840	July 25, 26	2 Copies
"	No. 841	27,	2 "
"	No. 842	28,	2 "
Press Release	16:30	July 26, 1948	2 Copies
"	13:30	27,	2 "
"	16:30	27,	2 "
"	13:30	28,	2 "
Nippon Times		July 28 - 30	
Stars and Stripes		27 - 29	
The Mainichi(Eng)		"	
Asahi Shimbun		July 28 - 30	
Jiji Shimpō		"	
Mainichi Shimbun		"	
Nihon Keizai Shimbun		"	
Tokyo Mimpo		"	
Tokyo Shimbun		"	
Yomiuri Shimbun		"	
Akahata		July 25, 27	
Kogyo Shimbun		July 28	
Sekai Nippo		July 28 - 30	
Shin Yukan		July 26, 27, 29	
Jiji Commercial Service		July 26 - 29	
Jiji Home News Service		"	
Kyodo Domestic News Service		"	
Tokyo News		July 28 - 30	
Kampo		July 27 - 29	
" Extra(Price Nos. 61,68,70,71)		June 23, July 1, 2, 5	
" (Nos. 1, 2, 3)		July 7, 7, 7	
The 2nd Session of the National Diet(Jap)			
House of Representatives Nos. 71, 72		June 27, 29	
Official Gazette Nos. 536, 544, 559		Jan 17, 27, Feb 14	
" Nos. 568 - 570, 582		Feb 25 - 27,	
" Nos. 574 - 579, 582		Mar 3-6, 8, 9, 12	
" Extra		Sept 6, Oct 9, Nov 11, 21	
"		Jan 1,6,7,8,21,27	
"		Feb 8,12,19,22,Mar 24	
"		Apr 1,20,30,30,May 20	
" (3, 4)		Nov 28, Dec 29	
" (Price Edition Nos. 19,20,22)		Dec 9, 10, 15	
" (1, 2)		Jan 31, 31	
" (1)		Apr 1, 1948	
Digest Service	No. 68	July 28, 1948	
Japan Review	Vol. 3 No. 9	July 30, 1948	
The Oriental Economist	Vol. XV No. 292	July 17, 1948	
"	Vol. XV No. 293	July 24, 1948	
Toyo Keizai Shimpō	No. 2331	July 17, 1948	

For the Division

- 2 -

For the Division of North East Asian Affairs

(Reference: Standing instruction)

Kampo	July 27 - 29
" Extra (Price Nos. 61,68,70,71)	June 23, July 1, 2, 5
" " (Nos. 1, 2, 3)	July 7, 7, 7
The 2nd Session of the National Diet (Jap)	June 27, 29
House of Representatives Nos. 71, 72	Jan 17, 27, Feb 14
Official Gazette Nos. 536, 544, 559	Feb 25 - 27
" Nos. 568 - 570	Mar 3-6, 8, 9, 12
" Nos. 574 - 579, 582	Sept 6, Oct 9, Nov 11, 21
" Extra	Jan 1, 6, 7, 8, 21, 27
" "	Feb 8, 12, 19, 22, Mar 24
" "	Apr 1, 20, 30, 30, May 20
" "	Nov 28, Dec 29
" (3, 4)	Dec 9, 10, 15
" (Price Edition Nos. 19, 20, 22)	Jan 31, 31
" (1, 2)	Apr 1, 1948
" (1)	

For the Library

(Reference: Standing instruction)

Nippon Times	July 28 - 30
The Mainichi (Eng)	July 27 - 29
Asahi Shimbun	July 28 - 30
Jiji Shimpō	"
Mainichi Shimbun	"
Nihon Keizai Shimbun	"
Tokyo Mimpo	"
Sekai Nippo	"
Tokyo Shimbun	"
Yomiuri Shimbun	"
Akahata	July 25, 27
Kogyo Shimbun	July 28
Shin Yukan	July 26, 27, 29
Jiji Commercial Service	July 26 - 29
Jiji Home News Service	"
Kyodo Domestic News Service	"
Tokyo News	July 28 - 30
Kampo	July 27 - 29
" Extra (Price Nos. 61,68,70,71)	June 23, July 1, 2, 5
" " (Nos. 1, 2, 3)	July 7, 7, 7
The 2nd Session of the National Diet (Jap)	June 27, 29
House of Representatives Nos. 71, 72	

(Reference: Despatch No. 165, Oct 15, 1946)

Official Gazette Nos. 536, 544, 559	Jan 17, 27, Feb 14
" Nos. 568 - 570	Feb 25 - 27
" Nos. 574 - 579, 582	Mar 3-6, 8, 9, 12
" Extra	Sept 6, Oct 9, Nov 11, 21
" "	Jan 1, 6, 7, 8, 21, 27
" "	Feb 8, 12, 19, 22, Mar 24
" "	Apr 1, 20, 30, 30, May 20
" "	Nov 28, Dec 29
" (3, 4)	Dec 9, 10, 15
" (Price Edition Nos. 19, 20, 22)	Jan 31, 31
" (1, 2)	Apr 1, 1948
" (1)	

Reference:

- 3 -

(Reference: Check sheet 30 Jan 1947)

Japan Review Vol. 3 No. 9

July 30, 1948

For Acquisition and Distribution Division(IAD)
Office of Intelligence Collection and Dissemination(OCD)

(Reference: Dept's OM of Jan 21, 1948)

Press Translations and Summaries Nos. 676 - 678

4 Copies

(Reference: Dept's request No. 95407, Oct 27, 1947)

Horitsu Jiho Vol. 20 No. 7
 Toyo Keizai Shimpo No. 2331

July 1948
 July 17, 1948

(Reference: Dept's OM of Dec 17, and June 25, 1948)

Jinji Tokuhō No. 129

July 26, 1948

(Reference: Memo. July 3, 1947, from FSO van Oss)

Kampo

• Extra(Price Nos. 61,68,70,71)
 • " (Nos. 1, 2, 3)

The 2nd Session of the National Diet(Jap)

House of Representatives Nos. 71, 72

Official Gazette Nos. 536, 544, 559

• Nos. 568 - 570

• Nos. 574 - 579, 582

• Extra

• "

• "

• "

• "

• "

• "

• "

• "

• "

• "

• "

• "

• "

• "

• "

• "

• "

• "

• "

• "

• "

• "

• "

• "

• "

• "

• "

• "

• "

• "

• "

• "

• "

• "

• "

• "

• "

• "

• "

• "

• "

• "

• "

July 27 - 29

June 23, July 1, 2, 5

July 7, 7, 7

June 27, 29

Jan 17, 27, Feb 14

Feb 25 - 27

Mar 3-6, 8, 9, 12

Sept 6, Oct 9, Nov 11, 21

Jan 1,6,7,8,21,27

Feb 8,12,19,22,Mar 24

Apr 1,20,30,30,May 20

Nov 28, Dec 29

Dec 9, 10, 15

Jan 31, 31

Apr 1, 1948

For the F.P.U. Agency

(Reference: F.P.U. Agency's order No. 3284-4, Apr 9, 1947)

Nippon Times

July 28 - 30

(Reference: F.P.U. Agency's order No. 3284-8, Apr 9, 1947)

The Mainichi(Eng)

July 27, 28

For Mr. Warren Hunsberger, D. R. F.

Press Release

16:30

July 26, 1948

•

13:30

27.

•

16:30

27.

•

13:30

28.

For the Far Eastern Branch, Office of International Trade,
Department of Commerce

(Reference: Dept's airgram A-58, May 6, 1948)

Nippon Times

July 28 - 30

(4)

FOR THE OFFICE OF FAR EASTERN AFFAIRS

SUMMATION of Non-Military Activities in Japan No. 32

May 1948 5 cc

Daily Gazette Vol. 4 No's. 175 and 176 5 cc

Cabinet Orders Period 19 July July 24 '48 5 cc




THE FOREIGN SERVICE
OF THE
UNITED STATES OF AMERICA

No. 505

OFFICE OF THE UNITED STATES
POLITICAL ADVISER FOR JAPAN

ACTION
is assigned to



File BCR

UNCLASSIFIED

Tokyo, August 10, 1948

Subject: Forwarding Errata Sheets for Education in New Japan

mf
DC-103 D46 POS
o.k. v. u. fe
894.42/7-2948

The Acting Political Adviser has the honor to refer to this Mission's despatch No. 477 of July 29, 1948 forwarding four copies of Education in New Japan, published by the Civil Information and Education Section of this Headquarters.

There are now enclosed four copies of an errata sheet prepared for Volume II of the mentioned publication.

Enclosure:

att. with orig

Errata sheet for Volume II
of Education in New Japan.
4 copies.

Original and Ozalid to the Department

842
INJohansen:kh

UNCLASSIFIED

894.42/8-1048

CS/A

RECEIVED
DEPARTMENT OF STATE
1048 AUG 19 PM 4 00

SEP 3 1948

FILED

894.42/8-1048

mf
Kwd

dc-103

EDUCATION IN THE NEW JAPAN, VOL. II

Errata Sheet

- P. 315 Summary by Jurisdiction
(1) Change total full-time teachers from 19,111 to 18,182
(2) Change total part-time teachers from 14,649 to 13,258
(3) Change private full-time teachers from 6,357 to 5,428
(4) Change private part-time teachers from 8,483 to 7,092
- P. 315 Summary by Type
(1) Change total full-time teachers from 19,111 to 18,182
(2) Change total part-time teachers from 14,649 to 13,258
(3) Change universities full-time teachers from 4,263 to 3,334
(4) Change universities part-time teachers from 4,213 to 2,822
- P. 318 Private Universities
(1) Change Tokyo University of Agriculture full-time teachers from 938 to 9
(2) Change Tokyo Univ. of Agriculture part-time teachers from 1,444 to 53
(3) Change total private universities full-time teachers from 1,866 to 937
(4) Change total private universities part-time teachers from 2,835 to 1,444
- P. 389 Analysis of Teachers by Sex
(1) Change data for "All Schools" from 610,292 teachers to 607,972 teachers
(2) Change data for "Universities" from 8,472 teachers to 6,152 teachers
- P. 391 Grand Total, All Schools
(1) Change male teachers from 407,406 to 405,086
(2) Change total teachers from 610,292 to 607,972
- P. 391 Higher Education
(1) Change male teachers from 31,779 to 29,459
(2) Change total teachers from 33,715 to 31,395
(3) Change private male teachers from 13,738 to 11,418
(4) Change private total teachers from 14,757 to 12,437
- P. 391 Universities
(1) Change male teachers from 8,471 to 6,151
(2) Change total teachers from 8,472 to 6,152
(3) Change private male teachers from 4,701 to 2,381
(4) Change private total teachers from 4,701 to 2,381
- P. 394 Summary of School Statistics
(1) Change teachers total all types from 610,292 to 607,972
(2) Change teachers universities from 8,472 to 6,152
- P. 395 Data for Column "Teachers" under 1947
(1) Change total all types from 610,292 to 607,972
(2) Change universities and colleges total from 23,945 to 21,625
(3) Change universities and colleges private from 13,234 to 10,914

7 W 894.42/8-2448

enc. 5 deep # 552 from Tokyo

GENERAL HEADQUARTERS
SUPREME COMMANDER FOR THE ALLIED POWERS
Civil Information and Education Section
Analysis and Research Division

ROSTER AND STATISTICS
OF
JAPANESE EDUCATIONAL INSTITUTIONS
April and November 1946

Part 11

HIROSHIMA PREFECTURE

A Special Report in 47 Parts Prepared by
Education Unit, Research Branch

11 August 1948

AR-302-E-A-26-11

(bulky files)

GENERAL HEADQUARTERS
SUPREME COMMANDER FOR THE ALLIED POWERS
Civil Information and Education Section
Analysis and Research Division

SPECIAL REPORT

SERIAL NUMBER AR-302-E-A-26-11

TITLE Roster of Japanese Educational Institutions and Statistical Tables -

SUBJECT Roster of Japanese educational institutions by prefecture, level, type, showing date of foundation, enrollment and number of teachers, with s

PREPARED BY Education Research

DATES OF STUDY 4 December 1947 to 22 July 1948

C O N T E N T S

Introduction

Summary of the Educational Institutions in Hiroshima Prefecture

Part One Summary Tables of Japanese Educational Institutions Showing Number of Students, Teachers, and Schools

Table 1.- Number of Educational Institutions by Level and Type
Table 2 - Percent of Educational Institutions by Level and Type
Table 3 - Number of Educational Institutions by Control and Level
Table 4 - Percent of Educational Institutions by Control and Level
Table 5 - Number of Educational Institutions by Level and Control
Table 6 - Percent of Educational Institutions by Level and Control

1

GENERAL HEADQUARTERS
SUPREME COMMANDER FOR THE ALLIED POWERS
Civil Information and Education Section
Analysis and Research Division

SPECIAL REPORT

11 August 1948

26-11

Japanese Educational Institutions and Statistical Tables - Part 11, Hiroshima Prefecture

Japanese educational institutions by prefecture, level, type and control jurisdiction
date of foundation, enrollment and number of teachers, with summary statistical tables.

Research

1947 to 22 July 1948

C O N T E N T S

Page

	i
	vii
Institutions in Hiroshima Prefecture	vii
Tables of Japanese Educational Institutions Showing Number and Percent of Teachers, and Schools	x
1.- Number of Educational Institutions by Level and Type	xii
2 - Percent of Educational Institutions by Level and Type	xiii
3 - Number of Educational Institutions by Control and Level	xiv
4 - Percent of Educational Institutions by Control and Level	xvi
5 - Number of Educational Institutions by Level and Control	xvii
6 - Percent of Educational Institutions by Level and Control	xvii

Part Two		Summary Tables of Japanese Educational Institutions Showing Number of Students and Teachers	
Table 7	- Schools under the Jurisdiction of the Ministry of Education by Level and Type		
Table 8	- Schools under Prefectural Jurisdiction by Level and Type		
Table 9	- Schools under Municipal Jurisdiction by Level and Type		
Table 10	- Schools under Village or Town Jurisdiction by Level and Type		
Table 11	- Schools under Private Jurisdiction by Level and Type		
Table 12	- Schools under Jurisdiction of Ministries Other than the Ministry of Education		
Part Three		Roster of Japanese Educational Institutions by Control Jurisdiction According to Level and Type	
Schools under Ministry of Education		1	Village or Town Schools
Higher Education		1	Secondary Education
Universities		1	Vocational Schools
Colleges		1	Girls' High Schools
Higher Schools		2	Youth Schools
Higher Normal Schools		2	Elementary Education
Normal Schools		3	Elementary Schools
Elementary Education		4	Kindergartens
Elementary Schools		4	
Kindergartens		4	Private Schools
Prefectural Schools		5	Higher Education
Higher Education		5	Colleges
Colleges		5	Secondary Education
Secondary Education		5	Vocational Schools
Vocational Schools		5	Middle Schools
Middle Schools		8	Girls' High Schools
Girls' High Schools		9	Youth Schools
Special Schools		11	Elementary Education
Municipal Schools		12	Kindergartens
Higher Education		12	Special Schools
Colleges		12	
Secondary Education		12	Schools under Ministries Other than Education
Vocational Schools		12	Higher Education
Middle Schools		12	Colleges
Girls' High Schools		14	Secondary Education
Youth Schools		14	Vocational Schools under Ministries of Education, Health, Labor, and Transportation
Elementary Education		15	Youth Schools under Ministries of Education, Health, Labor, and Transportation
Elementary Schools		17	Special Schools under Ministry of Welfare
		17	

Map of Chugoku

Educational Institutions Showing Number of Students and Teachers, by Jurisdiction

Jurisdiction of the Ministry of Education by Level and Type		xix
Municipal Jurisdiction by Level and Type		xx
Village or Town Jurisdiction by Level and Type		xxi
Private Jurisdiction by Level and Type		xxii
Jurisdiction of Ministries Other than the Ministry of Education		xxiii
		xxiv
Educational Institutions by Control Jurisdiction According to Level and Type		
Education	1	Village or Town Schools 26
	1	Secondary Education 26
	1	Vocational Schools 26
	1	Girls' High Schools 27
	2	Youth Schools 28
	2	Elementary Education 41
	3	Elementary Schools 41
	4	Kindergartens 87
	4	
	4	Private Schools 88
		Higher Education 88
	5	Colleges 88
	5	Secondary Education 88
	5	Vocational Schools 88
	5	Middle Schools 90
	5	Girls' High Schools 91
	8	Youth Schools 93
	9	Elementary Education 97
	11	Kindergartens 97
		Special Schools 99
	12	
	12	Schools under Ministries Other than Education 102
	12	Higher Education 102
	12	Colleges 102
	12	Secondary Education 102
	14	Vocational Schools under Ministries of
	14	Communication, Home Affairs, Justice
	15	and Transportation 102
	17	Youth Schools under Ministries of Commu-
	17	nication and Transportation 103
		Special Schools under Ministry of Welfare 105
		106

INTRODUCTION

PURPOSE

This study was made to fill a critical need in the field of Japanese education. The statistical procedures and products of record-keeping in Japan have been entirely inadequate. The Ministry of Education maintains no records of schools not under its direct control, with the result that for information concerning nearly all schools of the elementary and secondary levels, and many institutions of the higher educational level, one must depend upon the prefecture. Even at that source there are no complete records. In almost any area of education, one must collect data from the original sources. One serious gap in the records has been the lack of a list of all educational institutions in Japan. It is this major void which this study is intended to fill.

SCOPE

The results of this study were originally set up as two projects, a "Roster of Japanese Educational Institutions" in 46 prefectural reports, and "Statistical Tables for Japanese Educational Institutions" in 46 prefectural reports, with a summarizing report for the whole of Japan. A little trial use of the first finished reports indicated, however, that the two series would be more effective if combined. For that reason, the two reports for each prefecture have been consolidated into one report.

There are two summaries in six tables. Summary data arranged as follows: level by control. Part I summarizes data by control jurisdiction.

The "Roster of Japanese Educational Institutions" Part Three of this report lists all educational institutions which are under national system, with significant in reality, an act of development, scattered and, facts have been assembled in a readable form. For the education, there is a list of 40,000 educational institutions for each its name, date of opening, sex and by totals, and

-
1. The addresses of schools in this report will be more intelligible if the following are understood: "cho" means "street," "chi," means "town" or "district," and "ken" means "prefecture."
 2. The enrollment figures are for the school year ending on 30 April and 30 November.

INTRODUCTION

fill a critical need in the field of statistical procedures and products have been entirely inadequate. The files have no records of schools not under the result that for information concerning the elementary and secondary levels of the higher educational level, one must go to the source. Even at that source there are gaps in any area of education, one must go to the source. One serious gap in the files is a list of all educational institutions. This is a major void which this study is in-

ally were originally set up as "two sets of Educational Institutions" in 46 Statistical Tables for Japanese Prefectural reports, with a summary of Japan. A little trial use of the files indicated, however, that the two sets if combined. For that reason, the files have been consolidated into

There are two summary statistical sections. Part One presents in six tables summary numerical and percent distribution data arranged as follows: level by types, control by level, and level by control. Part Two consists of six tables which summarize data by control jurisdiction according to level and type.

The "Roster of Japanese Educational Institutions" constitutes Part Three of this report. It is primarily a list of all institutions which are a part of the regular Japanese educational system, with significant data for each. The project is, in reality, an act of pioneering. In the course of its development, scattered and, in large degree, hitherto unclassified facts have been assembled and made available in an easily referable form. For the first time in the history of Japanese education, there is a composite list of all of the more than 40,000 educational institutions in Japan, a list which records for each its name, date of foundation, address,¹ enrollment by sex and by totals,² and the teaching force by sex, by full-time

-
1. The addresses of separate institutions supplied in this report will be more intelligible if the reader remembers that "cho" means "street," "mura" means "village" or "hamlet," "ma-
chi," means "town" or "small city," "gun" means "county" or "dis-
trict," and "ken" means "prefecture."
 2. The enrollment figures are not those of actual attendance on 30 April and 30 November 1946 respectively, but those of enrollment on the school records on those dates.

or part-time classification,³ and by totals.

The roster is arranged according to prefecture, control jurisdiction, and school level. There are totals for every sub-heading, and subheading and grand totals for every main heading and for every prefecture. Grand totals have been worked out on two bases of organization, that of control jurisdiction and that of school level.

The two dates chosen as focal points in the collection of data, 30 April 1946 and 30 November 1946, were selected at the request of Education Division, Civil Information and Education Section, for purposes of comparison regarding developments in the educational program.

Since this series of reports is based upon data collected before changes in the organization of the educational system were effected, the categories used are those into which schools fall before the 6-3-3-4 system was inaugurated in Japan,⁴ and the terms employed are translations of the Japanese nomenclature. The terminology used to indicate the broad levels of education are those currently used in the United States: elementary, including kindergarten, primary, and grammar grades; secondary, including high schools and preparatory schools; and higher, including schools of junior college, college, and university level.

Within each of these broad levels, however, terminology is not so simple or so clear. The various types of schools in Japan are numerous, over-lapping, and confusing to the uninitiated.

3. Statistics for both full-time and part-time teachers are given. Where there are both types in a school, the second figure in the column, following the dash, represents the number of part-time teachers.

ated. Some of the group names might need explanation. They are not understood even by the Japanese.

There are three control jurisdictions in the educational system: (1) national, which is the Ministry of Education control, which conduct specialized educational control," or that exercised by the central national level, such as (ken), metropolis (to), city (shi), and (jura); and (3) "private control." National levels fall within these three

The Ministry of Education has jurisdiction in educational matters at all levels of jurisdictions except those under the use of standardized texts and curricula of many sorts for every purpose, it has control over even those schools supported by private donations. An unusual fact concerning education is that control does not include appointing power for prefectural schools. The maintenance of schools is approved by the government, and for all practical effect, the power exercised over school matters is in

4. As rapidly as possible the shinsei (primary school) and shinsei koto gaku (secondary school) system is being established, but this has made it impossible to effect a complete standardization of institutions on the four-year degree granting institution. The pace of this development, like other educational difficulties.

totals.

to prefecture, control are totals for every sub-totals for every main head-totals have been worked out of control jurisdiction

points in the collection of 1946, were selected at the Information and Education regarding developments in

based upon data collected of the educational system those into which schools inaugurated in Japan,⁴ and of the Japanese nomenclature the broad levels of education in the United States: elementary and grammar grades; secondary preparatory schools; and college, college, and uni-

s, however, terminology is as types of schools in Japan confusing to the uninitiated

and part-time teachers are a school, the second figure represents the number of

ated. Some of the group names might be almost meaningless without explanation. They are not uniformly defined in some cases even by the Japanese.

There are three control jurisdictions in the Japanese educational system: (1) national, which includes both "Government" or Ministry of Education control, and that of other ministries which conduct specialized educational institutions; (2) "public control," or that exercised by any level of government below the central national level, such as that by the prefecture (ken), metropolis (to), city (shi), town (machi), or village (jura); and (3) "private control." Schools of the three educational levels fall within these three control jurisdictions.

The Ministry of Education has exercised extensive powers in educational matters at all levels and over schools under all jurisdictions except those under other ministries. Through the use of standardized texts and curricula, and through directives of many sorts for every purpose, it has exerted tremendous control over even those schools supposedly under other jurisdictions. An unusual fact concerning this aspect of Japanese education is that control does not include financial support or appointing power for prefectural and local schools. Money for the maintenance of schools is appropriated by the national Government, and for all practical effects much of the control exercised over school matters is in the hands of the Ministries

4. As rapidly as possible the shinsei chu gakko (lower secondary school) and shinsei koto gakko (upper secondary school) system is being established, but practical difficulties have made it impossible to effect a complete change-over. The standardization of institutions on the higher education level as four-year degree granting institutions is also in progress, but the pace of this development, likewise, is limited by practical difficulties.

of Finance and of Home Affairs, who obtain their power through control of the national budget and of Civil Service appointment respectively. Within the limitations imposed by the powers of these two ministries, the Ministry of Education has enjoyed a high degree of centralized control. Its direct control, however, is applied only to a limited group of institutions.

In 1946 the Ministry of Education exercised complete or "direct" control over only certain schools, mainly on the higher education level. These included the seven Teikoku daigaku (Imperial universities), which enjoyed generally accepted prestige as superior institutions for advanced learning, and the daigaku (ordinary universities), which were not granted such high favors either in personnel or equipment, and consequently were not accorded comparable esteem. These two types of universities were analogous roughly to both senior colleges and universities in the United States. Other types of schools under the complete control of the honbushe were gynan gakko (colleges), which usually did not grant degrees, and, in many ways, corresponded to junior colleges, and koto gakko (higher schools), which were even more unclassifiable, being a kind of cross between preparatory schools and junior colleges. Also under Ministry of Education jurisdiction were koto shihan gakko (higher normal schools), or a level similar to that of senjun gakko, but with more specialized purposes, being established expressly for the purpose of training teachers, and shihan gakko (normal schools), at first considered of secondary level, but in 1935 placed on the higher education level. The course of study for shihan gakko was three years in length, whereas that for the higher normal schools was four years. Some special schools, such as mei gakko (schools for the blind), ron gakko (schools for the deaf and deaf mutes), and ron meiji gakko (schools for the blind and mute), were under Ministry of Education jurisdiction.

Public control covered all institutions conducted and regulated by governmental units lower than the national level,

i.e.: prefectural, municipal, and national. In Japan in 1946, public school levels then did the higher education level schools, normal school types under the "direct" with the exception of privately controlled institutions. Primary and elementary schools) were numerous were schools of high jo gakko (girls' high substitutes for middle were institutions of education of students who were unable to attend. Often they were night after 1941 called kyochien (kindergartens

Private control in the States, control of individuals independent port coming from nonge however, between both public and private schools central Governmental (education) exerted much than does the Federal which was described as diction for private with that of public levels and of all ty versities). The chart type of schools under in 1946.

...s, who obtain their power through budget and of Civil Service appointments. The limitations imposed by the powers of the Ministry of Education has enjoyed direct control. Its direct control, however, limited group of institutions.

...y of Education exercised complete or partial control over certain schools, mainly on the higher level. Included the seven Teikoku daigaku (Imperial universities) enjoyed generally accepted prestige for advanced learning, and the daigaku (universities) which were not granted such high favor and consequently were not accepted. These two types of universities were considered senior colleges and universities in the types of schools under the complete control of the Ministry of Education. There were senjun gakko (colleges), which were, in many ways, corresponded to gakko (higher schools), which were being a kind of cross between junior colleges. Also under Ministry of Education were koto shihan gakko (higher normal schools) to that of senjun gakko, but with being established expressly for the secondary level, but in 1935 placed on the higher level. The course of study for shihan gakko was of longer length, whereas that for the higher normal schools. Some special schools, such as roa gakko (schools for the blind), roa gakko (schools for the blind and deaf) and roa gakko (schools for the blind and deaf) were under the jurisdiction of the Ministry of Education.

...all institutions conducted and registered under the jurisdiction of the Ministry of Education lower than the national level,

i.e.: prefectural, municipal, town, or village governments. In Japan in 1946, public control covered a much wider range of school levels than did the Ministry of Education control. On the higher education level were universities, colleges, higher schools, normal schools, and a few special schools, all of the types under the "direct control" of the Ministry of Education, with the exception of Imperial universities. In addition, publicly controlled institutions included also schools of the secondary and elementary levels. Jitsugyo gakko (vocational schools) were numerous and varied. Shuo gakko (middle schools) were schools of high school level established for boys. Koto je gakko (girls' high schools) were established for girls as substitutes for middle schools. Seinen gakko (youth schools) were institutions established to take care of the further education of students who had finished elementary training but who were unable to attend regular schools of the secondary level. Often they were night schools. Sho gakko (elementary schools, after 1941 called kokumin gakko, or national schools) and yochien (kindergartens) require no special explanation.

Private control meant substantially what the term means in the States, control exercised by an individual or group of individuals independently of government on any level, with support coming from nongovernmental sources. The chief difference, however, between both public and private schools in Japan and public and private schools in the States, was that in Japan the central Governmental agency for education (the Ministry of Education) exerted much more power over the management of schools than does the Federal Government in the United States, a power which was described as "indirect control." The scope of jurisdiction for privately controlled institutions was identical with that of public jurisdiction, including institutions on all levels and of all types except Teikoku daigaku (Imperial Universities). The chart on pages iv to vi indicates by level the type of schools under each of the three control jurisdictions in 1946.

JAPANESE EDUCATIONAL INSTITUTIONS BY CONTROL JURISDICTION, LEVEL, AND TYPE in 1946

I.. NATIONAL CONTROL

- A. Ministry of Education (Government Institutions)
 - A. Higher Education
 - 1. Imperial Universities (Teikoku)
 - 2. Universities (Daigaku)
 - 3. Colleges (Seimon Gakko)
 - 4. Higher Schools (Koto Gakko)
 - 5. Higher Normal Schools (Koto Shu)
 - a. Middle Schools Attached
 - b. Elementary Schools Attached
 - 6. Higher Normal Schools for Women
 - a. Girls' High Schools Attached
 - b. Elementary Schools Attached
 - c. Kindergartens Attached
 - 7. Normal Schools (Shihan Gakko)
 - a. Elementary Schools Attached
 - b. Kindergartens Attached
 - c. Youth Schools Attached
 - B. Special Schools
 - 1. Schools for the Blind (Mo Gakko)
 - 2. Schools for the Deaf and Deaf-Blind (Mo Gakko)
 - 3. Schools for the Blind and Deaf-Blind (Mo Gakko)
- B. Other Ministries
 - A. Higher Education
 - 1. Colleges (Seimon Gakko)
 - 2. Other types
 - B. Secondary Education
 - 1. Vocational Schools (Jitsugyo Gakko)
 - a. Agricultural Schools (Nogyo Gakko)
 - b. Other types
 - 2. Youth Schools (Seinen Gakko)
 - 3. Other types
 - C. Special Schools
 - 1. Youth Schools (Seinen Gakko)
 - 2. Other types
 - D. Elementary Education (Peers' School only)
 - 1. Elementary Schools (Sho Gakko)

EDUCATIONAL INSTITUTIONS BY CONTROL JURISDICTION, LEVEL, AND TYPE
in 1946

- | | | |
|--|---|--|
| Higher Education | { | <ol style="list-style-type: none"> 1. Imperial Universities (Toikoku Daigaku) 2. Universities (Daigaku) 3. Colleges (Seimon Gakko) 4. Higher Schools (Koto Gakko) 5. Higher Normal Schools (Koto Shihan Gakko) <ol style="list-style-type: none"> a. Middle Schools Attached (Chu Gakko) b. Elementary Schools Attached (Sho Gakko) 6. Higher Normal Schools for Women (Joshi Koto Shihan Gakko) <ol style="list-style-type: none"> a. Girls' High Schools Attached (Koto Jo Gakko) b. Elementary Schools Attached (Sho Gakko) c. Kindergartens Attached (Yochien) 7. Normal Schools (Shihan Gakko) <ol style="list-style-type: none"> a. Elementary Schools Attached (Sho Gakko) b. Kindergartens Attached (Yochien) c. Youth Schools Attached (Seinen Gakko) |
| Special Schools | { | <ol style="list-style-type: none"> 1. Schools for the Blind (Mo Gakko) 2. Schools for the Deaf and Deaf-Mute (Roa Gakko) 3. Schools for the Blind and Deaf-Mute (Hoc Gakko) |
| Higher Education | { | <ol style="list-style-type: none"> 1. Colleges (Seimon Gakko) 2. Other types |
| Secondary Education | { | <ol style="list-style-type: none"> 1. Vocational Schools (Jitsugyo Gakko) <ol style="list-style-type: none"> a. Agricultural Schools (Ho Gakko) b. Other types 2. Youth Schools (Seinen Gakko) 3. Other types |
| Special Schools | { | <ol style="list-style-type: none"> 1. Youth Schools (Seinen Gakko) 2. Other types |
| Elementary Education
(Peers' School only) | { | <ol style="list-style-type: none"> 1. Elementary Schools (Sho Gakko) |

II. PUBLIC CONTROL

- A. Prefectural Governments
 - A. Higher Education
 - 1. Universities (De
 - 2. Colleges (Semon
 - 3. Higher Schools (
 - B. Secondary Education
 - 1. Vocational Schoo
 - a. Agricultur
 - b. Other type
 - 2. Middle Schools (
 - 3. Girls' High Scho
 - C. Special Schools
 - 1. Schools for the
 - 2. Schools for the
 - 3. Schools for the
 - 4. Other types
 - D. Elementary Schools (Metropolitan Gov-ernment only)
 - 1. Elementary Schoo
 - 2. Kindergartens (
- B. Municipal Governments
 - A. Higher Education
 - 1. Universities (De
 - 2. Colleges (Semon
 - B. Secondary Education
 - 1. Vocational Schoo
 - 2. Middle Schools
 - 3. Girls' High Sch
 - 4. Youth Schools (
 - C. Elementary Education
 - 1. Elementary Scho
 - 2. Kindergartens (
 - D. Special Schools
 - 1. Various types
- C. Village or Town Governments
 - A. Secondary Education
 - 1. Vocational Scho
 - 2. Middle Schools
 - 3. Girls' High Sch
 - 4. Youth Schools (
 - B. Elementary Education
 - 1. Elementary Scho
 - 2. Kindergartens
 - C. Special Schools
 - 1. Various types

- | | | |
|-------------|--|---|
| governments | A. Higher Education | <ul style="list-style-type: none"> 1. Universities (Daigaku) 2. Colleges (Seimon Gakko) 3. Higher Schools (Koto Gakko) |
| | B. Secondary Education | <ul style="list-style-type: none"> 1. Vocational Schools (Jitsugyo Gakko) <ul style="list-style-type: none"> a. Agricultural Schools (No Gakko) b. Other types 2. Middle Schools (Chu Gakko) 3. Girls' High Schools (Koto Jo Gakko) |
| | C. Special Schools | <ul style="list-style-type: none"> 1. Schools for the Blind (Mo Gakko) 2. Schools for the Deaf and Deaf-Mute (Rou Gakko) 3. Schools for the Blind and Deaf-Mute (Ron Gakko) 4. Other types |
| | D. Elementary Schools
(Metropolitan Gov-
ernment only) | <ul style="list-style-type: none"> 1. Elementary Schools (Sho Gakko) 2. Kindergartens (Yochien) |
| governments | A. Higher Education | <ul style="list-style-type: none"> 1. Universities (Daigaku) 2. Colleges (Seimon Gakko) |
| | B. Secondary Education | <ul style="list-style-type: none"> 1. Vocational Schools (Jitsugyo Gakko) 2. Middle Schools (Chu Gakko) 3. Girls' High Schools (Koto Jo Gakko) 4. Youth Schools (Seinen Gakko) |
| | C. Elementary Education | <ul style="list-style-type: none"> 1. Elementary Schools (Sho Gakko) 2. Kindergartens (Yochien) |
| | D. Special Schools | <ul style="list-style-type: none"> 1. Various types |
| m | A. Secondary Education | <ul style="list-style-type: none"> 1. Vocational Schools (Jitsugyo Gakko) 2. Middle Schools (Chu Gakko) 3. Girls' High Schools (Koto Jo Gakko) 4. Youth Schools (Seinen Gakko) |
| | B. Elementary Education | <ul style="list-style-type: none"> 1. Elementary Schools (Sho Gakko) 2. Kindergartens (Yochien) |
| | C. Special Schools | <ul style="list-style-type: none"> 1. Various types |

III. PRIVATE CONTROL

A. Private Control

A. Higher Education

1. Universities (Daigaku)
2. Colleges (Seimon Gakko)
3. Higher Schools (Koto Gakko)

B. Secondary Education

1. Vocational Schools (Jitsugyo)
2. Middle Schools (Chu Gakko)
3. Girls' High Schools (Koto Jo)
4. Youth Schools (Seinen Gakko)

C. Elementary Education

1. Elementary Schools (Sho Gakko)
2. Kindergartens (Yochien)

D. Special Schools

1. Schools for the Blind (Ho Gakko)
2. Schools for the Deaf and Deaf-Blind (Kokoro Gakko)
3. Schools for the Blind and Deaf-Blind (Ho Kokoro Gakko)
4. Other types

SOURCE OF DATA

The Ministry of Education, in serving as the data-collecting agent, has played an invaluable part in this work. In the summer of 1946 Ministry of Education officials and Civil Information and Education Section researchers evolved a form which served as the basis for securing the desired information. Through the Ministry of Education, prefectural education divisions, and local education officials, the data were gradually secured from the individual schools. Not enough can be said in praise of the patience and enthusiasm of the Ministry in their cooperation with Civil Information and Education Section to make this an accurate and effective study.

EVALUATION OF DATA

Throughout the preparation of the data, Ministry of Education Research were in constant communication with local education officials to check the materials from the individual schools. The materials were examined and scrutinized. As discrepancies were discovered they were rectified and corrections were being made correction possible. When this was thus achieved, the materials were ready for publication. The limitations inherent in Japanese statistics were thus eliminated from individual schools.

- | | | |
|----------------------|---|--|
| Higher Education | { | 1. Universities (Daigaku) |
| | | 2. Colleges (Seimon Gakko) |
| | | 3. Higher Schools (Koto Gakko) |
| Secondary Education | { | 1. Vocational Schools (Jitsugyo Gakko) |
| | | 2. Middle Schools (Chu Gakko) |
| | | 3. Girls' High Schools (Koto Jo Gakko) |
| | | 4. Youth Schools (Seinen Gakko) |
| Elementary Education | { | 1. Elementary Schools (Sho Gakko) |
| | | 2. Kindergartens (Yochien) |
| Special Schools | { | 1. Schools for the Blind (Mo Gakko) |
| | | 2. Schools for the Deaf and Deaf-Mute (Ron Gakko) |
| | | 3. Schools for the Blind and Deaf-Mute (Iba Gakko) |
| | | 4. Other types |

EVALUATION OF DATA

serving as the data-collector part in this work. In the officials and Civil Informants evolved a form which the desired information. prefectural education divisions, the data were gradually. Not enough can be said in of the Ministry in their on and Education Section to study.

Throughout the preparation of this report, workers in Education Research were in constant touch with Ministry of Education officials to check the materials as they were received from the individual schools. Figures were carefully checked and scrutinized. As discrepancies or ambiguities in data were discovered they were rectified and clarified insofar as checking made correction possible. While a high degree of accuracy was thus achieved, the materials are still subject to the limitations inherent in Japanese statistics and in the reporting from individual schools.

SUMMARY OF EDUCATIONAL INSTITUTIONS IN HIROSHIMA PREFECTURE
1946

Level and Type of Institution	Number of Institutions						
	Control			Municipal	Village or Town	Private	Mal
	Ministry Educat.	Other	Prefec- tural				
Higher Institutions							
Universities	1	0	0	0	0	0	
Colleges	3	1	2	2	0	1	
Higher Schools	1	0	0	0	0	0	
Higher Normal Schools	2	0	0	0	0	0	
Normal Schools	<u>2</u>	<u>0</u>	<u>0</u>	<u>0</u>	<u>0</u>	<u>0</u>	
Total Higher	9	1	2	2	0	1	
Secondary Institutions							
Vocational Schools	0	8	18	6	4	10	
Middle Schools	1 ^a	0	15	1	0	11	
Girls' High Schools	1 ^a	0	19	9	14	19	
Youth Schools	<u>0</u>	<u>10</u>	<u>0</u>	<u>18</u>	<u>142</u>	<u>29</u>	
Total Secondary	2	18	52	34	160	69	
Elementary Institutions							
Elementary Schools	3 ^b	0	0	90	577	0	
Kindergartens	<u>1^c</u>	<u>0</u>	<u>0</u>	<u>5</u>	<u>7</u>	<u>27</u>	
Total Elementary	4	0	0	95	584	27	
Special Institutions							
Blind and Deaf Mutes	0	0	2	0	0	0	
Miscellaneous Schools	0	0	0	0	0	15	
Juvenile Correction	<u>0</u>	<u>1</u>	<u>0</u>	<u>0</u>	<u>0</u>	<u>0</u>	
Total Special Schools	0	1	2	0	0	15	
	==	==	==	==	==	==	
Total Institutions	15	20	56	131	744	112	

a. Attached to higher normal schools.
c. Attached to normal schools.

b. One attached to higher normal school.

SUMMARY OF EDUCATIONAL INSTITUTIONS IN HIROSHIMA PREFECTURE
1946

		Number of Institutions				Sex			Total
		Control		Village or Town	Private	Male	Female	Coed.	
Ministry	Other	Prefec-tural	Muni-cipal						
1	0	0	0	0	0	0	0	1	1
3	1	2	2	0	1	6	3	0	9
1	0	0	0	0	0	1	0	0	1
2	0	0	0	0	0	1	1	0	2
2	0	0	0	0	0	0	0	2	2
9	1	2	2	0	1	8	4	3	15
0	8	18	6	4	10	28	6	12	46
1 ^a	0	15	1	0	11	28	0	0	28
1 ^a	0	19	9	14	19	0	62	0	62
0	10	0	18	142	29	43	25	131	199
2	18	52	34	160	69	99	93	143	335
3 ^b	0	0	90	577	0	2	1	667	670
1 ^c	0	0	5	7	27	0	0	40	40
4	0	0	95	584	27	2	1	707	710
0	0	2	0	0	0	0	0	2	2
0	0	0	0	0	15	5	10	0	15
0	1	0	0	0	0	0	0	1	1
0	1	2	0	0	15	5	10	3	18
15	20	56	131	744	112	114	108	856	1078

a. Normal schools. b. One attached to higher normal school, two to normal schools.

HIROSHIMA PREFECTURE

PART ONE

Summary Tables of Japanese Educational Institutions Showing Number of Students, Teachers, and Schools According to Level, Type, and County

PART ONE

Summary Tables of Japanese Educational Institutions Showing Number and Percent of
Students, Teachers, and Schools According to Level, Type, and Control Jurisdiction

HIRCHELL PREFECTURE

Table 1. Number of Educational Institutions by Level and Type

	ENROLLMENT #						TEACHERS X			
	30 April 1946			30 November 1946			30 April 1946			30 November
	M	F	T	M	F	T	M	F	T	M
Higher Education										
Universities	558	6	564	422	5	427	59-19	1	79	66-16
Colleges	2145	721	2866	2258	811	3069	89-113	22	224	106-148
Higher Schools	647	-	647	768	-	768	29-2	-	31	30-2
Higher Normal Schools	1421	-	1421	1313	-	1313	58	-	58	65
Higher Normal Schools for women	-	75	75	-	148	148	9-10	3-3	25	14-16
Normal Schools	862	372	1234	852	404	1256	79	14	93	83
Total	5633	1174	6807	5613	1368	6981	323-144	40-3	510	364-182
Secondary Education										
Vocational Schools	15860	4695	20555	16140	4763	20903	755-90	62-12	919	851-112
Middle Schools										
Middle Schls Attached to Higher Normal Schl	548	-	548	573	-	578	25-7	-	32	30-11
Middle Schools	20813	=	20813	20781	-	20781	567-59	3	629	622-64
Total - Middle Schl	21361	-	21361	21359	-	21359	592-66	3	661	652-75
Girls' High Schools Attached to Higher Normal School for Women	-	373	373	-	368	368	18	11	29	17-1
Girls' High Schools	=	33932	33932	=	33651	33651	526-135	439-50	1150	571-147
Total - Girls' High Schls	-	34312	34312	-	34019	34019	544-135	450-50	1179	588-148
Youth Schools	27621	15293	42912	27527	15027	42554	841-335	480-40	1696	883-401
Total	64842	54305	119147	65026	53809	118835	2732-626	995-102	4455	2974-736

Cont'd on next page.

These figures are not those for actual attendance on these dates, but those for enrollment on the same dates.
 X The number of both full and part-time teachers is indicated in this report. Where there are two numbers separated by a hyphen, the second figure indicates the number of part-time teachers.

Table 1. Number of Educational Institutions by Level and Type

ELEMENT #	TEACHERS									Number of Institutions			
	30 November 1946			30 April 1946			30 November 1946			M	F	Co-ed.	T
	M	F	T	M	F	T	M	F	T				
	422	5	427	59-19	1	79	66-16	1	83	-	-	1	1
66	2258	811	3069	89-113	22	224	106-148	25-8	287	6	3	-	9
7	768	-	768	29-2	-	31	30-2	-	32	1	-	-	1
21	1313	-	1313	58	-	58	65	-	65	1	-	-	1
	-	148	148	9-10	3-3	25	14-16	4-3	37	-	1	-	1
34	<u>852</u>	<u>404</u>	<u>1256</u>	<u>79</u>	<u>14</u>	<u>93</u>	<u>83</u>	<u>17</u>	<u>100</u>	=	=	<u>2</u>	<u>2</u>
57	5613	1368	6981	323-144	40-3	510	364-182	47-11	604	8	4	3	15
55	16140	4763	20903	755-90	62-12	919	851-112	77-11	1051	28	6	12	46
8	573	-	578	25-7	-	32	30-11	-	41	1	-	-	1
813	<u>20781</u>	-	<u>20781</u>	<u>567-59</u>	<u>3</u>	<u>629</u>	<u>622-64</u>	<u>3</u>	<u>689</u>	<u>27</u>	=	=	<u>27</u>
361	21359	-	21359	592-66	3	661	652-75	3	730	28	-	-	28
3	-	368	368	18	11	29	17-1	11-1	30	-	1	-	1
931	=	<u>33651</u>	<u>33651</u>	<u>526-135</u>	<u>439-50</u>	<u>1150</u>	<u>571-147</u>	<u>463-53</u>	<u>1234</u>	=	<u>61</u>	=	<u>61</u>
312	-	34019	34019	544-135	450-50	1179	588-148	474-54	1264	-	62	-	62
912	<u>27527</u>	<u>15027</u>	<u>42554</u>	<u>841-335</u>	<u>480-40</u>	<u>1696</u>	<u>883-401</u>	<u>514-47</u>	<u>1845</u>	<u>43</u>	<u>25</u>	<u>131</u>	<u>199</u>
9147	65026	53809	118835	2732-626	995-102	4455	2974-736	1068-112	4890	99	93	143	335

attendance on these dates, but those for enrollment on the school records as of these dates. Teachers is indicated in this report. Where there are two numbers entered in the same column, the first indicates the number of full-time teachers and the second indicates the number of part-time teachers.

HIROGHIMA PREFECTURE

Table 1. Number of Educational Institutions by Level

	ENROLLMENT						TEACHERS		
	30 April 1946			30 November 1946			30 April 1946		
	M	F	T	M	F	T	M	F	T
Elementary Education									
Elem. Schls At'ch'd to Higher Normal Schls	235	154	389	280	201	481	20	2	22
Elem. Schls Attached to Normal Schools	<u>411</u>	<u>417</u>	<u>828</u>	<u>420</u>	<u>415</u>	<u>835</u>	<u>26</u>	<u>6</u>	<u>32</u>
Total	646	571	1217	700	616	1316	46	8	54
Elementary Schools	<u>153163</u>	<u>146889</u>	<u>300052</u>	<u>154302</u>	<u>147950</u>	<u>302252</u>	<u>4072-40</u>	<u>4157-59</u>	<u>8328</u>
Total Elem. Schls	153809	147460	301269	155002	148566	303568	4118-40	4165-59	8382
Kindergartens Atch'd to Normal Schools	39	44	83	39	39	78	-	0-2	2
Kindergartens	<u>2011</u>	<u>1863</u>	<u>3874</u>	<u>2183</u>	<u>2126</u>	<u>4309</u>	<u>21-6</u>	<u>103</u>	<u>130</u>
Total-Kindergartens	2050	1907	3957	2222	2165	4387	21-6	103-2	132
Total	<u>155859</u>	<u>149367</u>	<u>305226</u>	<u>157224</u>	<u>150731</u>	<u>307955</u>	<u>4139-46</u>	<u>4268-61</u>	<u>8514</u>
Special Schools									
Schls for the Blind and Deaf-Mute	206	203	409	205	201	406	21	13	34
Juvenile Corr. Schls	64	12	76	65	14	79	7	-	7
Miscellaneous Schools	<u>1016</u>	<u>1140</u>	<u>2156</u>	<u>999</u>	<u>1219</u>	<u>2218</u>	<u>75-31</u>	<u>21-2</u>	<u>129</u>
Total	1286	1355	2641	1269	1434	2703	103-31	34-2	170
Grand Total	227620	206201	433821	229132	207342	436474	7297-847	5337-168	13649

Table 1. Number of Educational Institutions by Level and Type (Cont'd from Preceding page)

1946	ENROLLMENT				TEACHERS				Number of Institutions					
	T	30 November 1946			30 April 1946			T	30 November 1946			M	F	Co-ed.
54	389	280	201	481	20	2	22	20	2	22	-	-	1	1
17	828	420	415	835	26	6	32	26	4	30	=	=	2	2
71	1217	700	616	1316	46	8	54	46	6	52	-	-	3	3
46889	300052	154302	147950	302252	4072-40	4157-59	8328	4417-41	4006-55	8519	1	1	665	667
47460	301269	155002	148566	303568	4118-40	4165-59	8382	4463-41	4012-55	8571	1	1	668	670
4	83	39	39	78	-	0-2	2	-	0-2	2	-	-	1	1
863	3874	2183	2126	4309	21-6	103	130	24-9	115	148	=	=	39	39
907	3957	2222	2165	4387	21-6	103-2	132	24-9	115-2	150	-	-	40	40
49367	305226	157224	150731	307955	4139-46	4268-61	8514	4487-50	4127-57	8721	1	1	708	710
203	409	205	201	406	21	13	34	20	13	33	-	-	2	2
12	76	65	14	79	7	-	7	7	-	7	-	-	1	1
140	2156	929	1219	2218	75-31	21-2	129	76-30	23-4	133	5	10	=	15
855	2641	1269	1434	2703	103-31	34-2	170	103-30	36-4	173	5	10	3	18
206201	433821	229132	207342	426474	7297-847	5337-168	13649	7928-998	5278-184	14388	113	108	857	1078

HIROSHIMA PREFECTURE

Table 2. Percent of Educational Institutions by Level and Type

	ENROLLMENT #						TEACHERS X			
	30 April 1946			30 November 1946			30 April 1946		30 November	
	M	F	T	M	F	T	M	F	T	M
Higher Education										
Universities	9.9	0.5	8.3	7.5	0.4	6.1	18.3-13.2	2.5	15.5	18.1-8.8
Colleges	38.1	61.4	42.1	40.2	59.3	44	27.5-78.5	55	43.9	29.1-81.3
Higher Schools	11.5	-	9.5	13.7	-	11	9-1.4	-	6.1	8.2-1.1
Higher Normal Schools	25.2	-	20.9	23.4	-	18.8	17.9	-	11.4	17.9
Higher Normal Schls for women	-	6.4	1.1	-	10.8	2.1	2.8-6.9	7.5-100	4.9	3.9-8.8
Normal Schools	15.3	31.7	18.1	15.2	29.5	18	24.5	35	18.2	22.8
Total	100	100	100	100	100	100	100-100	100-100	100	100-100
Percent of Gr. Tot.	2.5	0.6	1.6	2.5	0.7	1.7	4.5-17	0.8-1.7	3.7	4.6-18.2
Secondary Education										
Vocational Schools	24.1	8.8	17.2	24.8	8.9	17.6	27.6-14.4	6.2-11.7	20.6	28.6-15.2
Middle Schools	32.4	-	17.9	32.9	-	18	21.7-10.5	0.3	14.8	21.9-10.2
Girls' High Schools	-	62.5	28	-	63.2	28.6	19.9-21.6	45.2-49	26.5	19.8-20.1
Youth Schools	43.5	28.7	36.9	42.3	27.9	35.8	30.8-53.5	48.3-39.3	38.1	29.7-54.5
Total	100	100	100	100	100	100	100-100	100-100	100	100-100
Percent of Gr. Tot.	28.8	26.1	27.5	29.1	26.6	27.9	37.5-73.9	18.7-57.9	32.7	37.6-73.8
Elementary Education										
Elem. Schls Attached to Normal Schools	0.4	0.4	0.4	0.5	0.4	0.4	1.1	0.2	0.7	1
Elementary Schools	98.3	98.3	98.3	98.1	98.1	98.1	98.4-87	97.4-96.7	97.8	98.4-82
Kindergartens Attached to Normal Schools	-	-	-	-	-	-	-	0-3.3	-	-
Kindergartens	1.3	1.3	1.3	1.4	1.5	1.5	0.5-13	2.4	1.5	0.6-18
Total	100	100	100	100	100	100	100-100	100-100	100	100-100
Percent of Gr. Tot.	68.1	72.7	70.3	67.8	72	69.8	56.6-5.4	79.9-34.7	62.3	56.5-5
Special Schools										
Schls for Blind and Deaf-Mute	16	15	15.5	16.2	14	15	20.2	38.2	19	19.2
Miscellaneous Schools	79	0.9	2.9	5.1	1	2.9	6.7	-	3.9	6.7
Juvenile Corr. Schools	5	84.1	81.6	78.7	85	82.1	73.1-100	61.8-100	77.1	74.1-100
Total	100	100	100	100	100	100	100-100	100-100	100	100-100
Percent of Gr. Tot.	0.6	0.6	0.6	0.6	0.7	0.6	1.4-3.7	0.6-5.7	1.3	1.3-3
Grand Total	100	100	100	100	100	100	100-100	100-100	100	100-100

See footnote Table 1. X See footnote Table 1.

2. Percent of Educational Institutions by Level and Type

ELEMENT #	TEACHERS X						Number of Institutions					
	30 November 1946		30 April 1946		30 November 1946		T	M	F	Co-ed.	T	
7.5	0.4	6.1	18.3-13.2	2.5	15.5	18.1-8.8	2.1	13.7	-	-	33.3	6.7
10.2	59.3	44	27.5-78.5	55	43.9	29.1-81.3	53.2-72.7	47.5	75	75	-	60
13.7	-	11	9-1.4	-	6.1	8.2-1.1	-	5.3	12.5	-	-	6.7
23.4	-	18.8	17.9	-	11.4	17.9	-	10.8	12.5	-	-	6.7
-	10.8	2.1	2.8-6.9	7.5-100	4.9	3.9-8.8	8.5-27.3	6.1	-	25	-	6.7
15.2	29.5	18	24.5	35	18.2	22.8	36.2	16.6	-	-	66.7	13.2
100	100	100	100-100	100-100	100	100-100	100-100	100	100	100	100	100
2.5	0.7	1.7	4.5-17	0.8-1.7	3.7	4.6-18.2	0.9-5.7	4.2	7.1	3.7	0.4	1.4
24.8	8.9	17.6	27.6-14.4	6.2-11.7	20.6	28.6-15.2	7.2-9.8	21.5	28.3	6.5	8.4	13.7
32.9	-	18	21.7-10.5	0.3	14.8	21.9-10.2	0.3	14.9	28.3	-	-	8.4
-	63.2	28.6	19.9-21.6	45.2-49	26.5	19.8-20.1	44.4-48.2	25.9	-	66.7	-	18.5
42.3	27.9	35.8	30.8-53.5	48.3-39.3	38.1	29.7-54.5	48.1-42	37.7	43.4	26.8	91.6	59.4
100	100	100	100-100	100-100	100	100-100	100-100	100	100	100	100	100
29.1	26.6	27.9	37.5-73.9	18.7-57.9	32.7	37.6-73.8	20.3-58	34	87.6	86.1	16.7	31.1
0.5	0.4	0.4	1.1	0.2	0.7	1	0.1	0.6	-	-	0.4	0.4
98.1	98.1	98.1	98.4-87	97.4-96.7	97.8	98.4-82	97.1-96.6	97.7	100	100	93.9	94
-	-	-	-	0-3.3	-	-	0-3.4	-	-	-	0.2	0.1
1.4	1.5	1.5	0.5-13	2.4	1.5	0.6-18	2.8	1.7	-	-	5.5	5.5
100	100	100	100-100	100-100	100	100-100	100-100	100	100	100	100	100
67.8	72	69.8	56.6-5.4	79.9-34.7	62.3	56.5-5	78.1-30.1	60.5	0.9	0.9	82.6	65.8
16.2	14	15	20.2	38.2	19	19.2	36.2	18.1	-	-	66.7	11.1
5.1	1	2.9	6.7	-	3.9	6.7	-	3.9	-	-	33.3	5.6
78.7	85	82.1	73.1-100	61.8-100	77.1	74.1-100	63.8-100	78	100	100	-	83.3
100	100	100	100-100	100-100	100	100-100	100-100	100	100	100	100	100
0.6	0.7	0.6	1.4-3.7	0.6-5.7	1.3	1.3-3	0.7-6.2	1.3	4.4	9.3	0.3	1.7
100	100	100	100-100	100-100	100	100-100	100-100	100	100	100	100	100

Table 1.

HIROSHIMA PREFECTURE

Table 3. Number of Educational Institutions by Contr

	ENROLLMENT #						TEACHERS X		
	30 April 1946			30 November 1946			30 April 1946		
	M	F	T	M	F	T	M	F	T
Ministry of Education									
Higher Education	5205	453	5658	5057	557	5614	275-122	18-3	418
Secondary Education	548	373	921	578	368	946	43-7	11	61
Elementary Education	685	615	1300	739	655	1394	46-0	8-2	56
Total	6438	1441	7879	6374	1580	7954	364-129	37-5	535
Prefectural Schools									
Higher Education	205	363	568	217	352	569	15-7	8-0	30
Secondary Education	21856	17180	39036	21863	17280	39143	946-74	205-14	1239
Special Schools	206	203	409	205	201	406	21-0	13-0	34
Total	22267	17746	40013	22285	17833	40118	982-81	226-14	1303
Municipal Schools									
Higher Education	190	0	190	306	100	406	9-3	0-0	12
Secondary Education	5075	4630	9705	5149	4616	9765	260-101	87-9	457
Elementary Education	33563	21520	65093	34893	33093	67986	741-1	889-2	1633
Total	38828	36160	74988	40348	37809	78157	1010-105	976-11	2102
Village or Town Schools									
Secondary Education	19835	16544	36379	19897	16114	36011	755-245	514-31	1545
Elementary Education	120303	115847	236150	120204	115452	235656	3332-44	3289-57	6722
Total	140138	132391	272529	140101	131566	271667	4087-289	3803-88	8267
Private Schools									
Higher Education	0	358	358	0	359	359	21-0	14-0	35
Secondary Education	12232	15409	27641	11482	15273	26755	538-199	178-48	963
Elementary Education	1308	1375	2683	1388	1531	2919	20-1	82-0	103
Special Schools	1016	1140	2156	999	1219	2218	75-31	21-2	129
Total	14556	18282	32838	13869	18382	32251	654-231	295-50	1230
Schls. Under Other Min.									
Higher Education	33		33	33		33	3-12		15
Secondary Education	5296	169	5465	6057	158	6215	190		190
Special Schools	64	12	76	65	14	79	7		7
Total	5393	181	5574	6155	172	6327	200-12		212
Grand Total	227620	206201	433821	229132	207342	436474	7297-847	5337-168	1364

See footnote Table 1.

X See footnote Table 1.

Table 3. Number of Educational Institutions by Control and Level

1946	ENROLLMENT #				TEACHERS X						Number of Institutions			
	T	M	F	T	M	F	T	M	F	T	M	F	Co-ed.	T
53	5658	5057	557	5614	275-122	18-3	418	296-128	22-3	449	5	1	3	9
373	921	578	368	946	43-7	11	61	47-12	11-1	71	1	1		2
615	1300	739	655	1394	46-0	8-2	56	46-0	6-2	54			4	4
1441	7879	6374	1580	7954	364-129	37-5	535	389-140	39-6	574	6	2	7	15
363	568	217	352	569	15-7	8-0	30	20-18	8-0	46	1	1		2
17180	39036	21863	17280	39143	946-74	205-14	1239	1051-69	220-11	1351	23	19	10	52
203	409	205	201	406	21-0	13-0	34	20-0	13-0	33			2	2
17746	40013	22285	17833	40118	982-81	226-14	1303	1091-87	241-11	1430	24	20	12	56
0	190	306	100	406	9-3	0-0	12	24-24	3-8	59	1	1		2
4630	9705	5149	4616	9765	260-101	87-9	457	273-120	87-4	484	15	18	1	34
21520	65093	34893	33093	67986	741-1	889-2	1633	767-5	900-2	1674	1	1	93	95
36160	74988	40348	37809	78157	1010-105	976-11	2102	1064-149	990-14	2217	17	20	94	131
16544	36379	19897	16114	36011	755-245	514-31	1545	796-282	550-41	1669	14	27	119	160
115847	236150	120204	115452	235656	3332-44	3289-57	6722	3652-44	2133-53	6882			584	584
132391	272529	140101	131566	271667	4087-289	3803-88	8267	4448-326	3683-94	8551	14	27	703	744
358	358	0	359	359	21-0	14-0	35	21-0	14-0	35		1		1
15409	27641	11482	15273	26755	538-199	178-48	963	567-253	200-55	1075	35	27	7	69
1375	2683	1388	1531	2919	20-1	82-0	103	22-1	88-0	111			27	27
1140	2156	999	1219	2218	75-31	21-2	129	76-30	23-4	133	5	10		15
18282	32838	13869	18382	32251	654-231	295-50	1230	686-284	325-59	1354	40	38	34	112
	33	33		33	3-12		15	3-12		15	1			1
169	5465	6057	158	6215	190		190	240		240	11	1	6	18
12	76	65	14	79	7		7	7		7			1	1
181	5574	6155	172	6327	200-12		212	250-12		262	12	1	7	20
206201	433821	229132	207342	436474	7297-847	5337-168	13649	7928-998	5278-184	14388	113	108	857	1078

See footnote Table 1.

HIROSHIMA PREFECTURE

Table 4. Percent of Educational Institutions by Control and Le

	ENROLLMENT #						TEACHERS X					
	30 April 1946			30 November 1946			30 April 1946			30 November 1946		
	M	F	T	M	F	T	M	F	T	M	F	
Ministry of Education												
Higher Education	80.9	31.4	71.8	79.3	35.3	70.6	75.6-94.6	48.7-60	78.1	76.1-91.4	56.4	
Secondary Education	8.5	25.9	11.7	9.1	23.2	11.9	11.8-5.4	29.7	11.4	12.1-8.6	28.2	
Elementary Education	<u>10.6</u>	<u>42.7</u>	<u>16.5</u>	<u>11.6</u>	<u>41.5</u>	<u>17.5</u>	<u>12.6</u>	<u>21.6-40</u>	<u>10.5</u>	<u>11.8</u>	<u>15.4</u>	
Total	100	100	100	100	100	100	100-100	100-100	100	100-100	100	
Percent of Gr. Tot.	2.8	0.7	1.8	2.8	0.78	1.9	5-15.2	0.7-2.8	3.9	4.9-14	0.7-	
Prefectural Schools												
Higher Education	0.9	2.2	1.4	1	2	1.4	1.5-8.6	3.5	2.3	1.8-20.7	3.3	
Secondary Education	98.2	96.6	97.5	98.1	96.9	97.6	96.3-91.4	90.7-100	95.1	96.4-79.3	91.3	
Special Schools	0.9	1.2	1.1	0.9	1.1	1	2.2	5.8	2.6	1.8	5.4	
Total	100	100	100	100	100	100	100-100	100-100	100	100-100	100	
Percent of Gr. Total	9.7	8.18	9	10	8.82	9.4	13.5-9.6	4.3-8	9.6	13.8-8.7	4.6-	
Municipal Schools												
Higher Education	0.5	-	0.3	0.9	0.3	0.6	0.9-2.9	-	0.6	2.2-16.1	0.3-	
Secondary Education	13.1	12.8	12.9	14.7	14.1	14.4	25.7-96.2	8.9-81.8	21.7	25.7-80.5	8.8-	
Elementary Education	<u>86.4</u>	<u>87.2</u>	<u>86.8</u>	<u>84.4</u>	<u>85.6</u>	<u>85</u>	<u>73.4-0.9</u>	<u>91.1-18.2</u>	<u>77.7</u>	<u>72.1-3.4</u>	<u>90.8</u>	
Total	100	100	100	100	100	100	100-100	100-100	100	100-100	100	
Percent of Gr. Total	17	17.64	17.3	15.7	16.24	15.9	13.9-12.4	18.3-6.2	15.4	13.4-14.9	18.8	
Village or Town Schools												
Secondary Education	14.8	12.5	13.7	14.2	12.3	13.3	18.5-84.8	13.6-35.2	18.7	18-86.5	15-	
Elementary Education	<u>85.2</u>	<u>87.5</u>	<u>86.3</u>	<u>85.8</u>	<u>87.7</u>	<u>86.7</u>	<u>81.5-15.2</u>	<u>86.4-64.8</u>	<u>81.3</u>	<u>82-13.5</u>	<u>85-</u>	
Total	100	100	100	100	100	100	100-100	100-100	100	100-100	100	
Percent of Gr. Total	61.7	64.47	63	62.5	64.98	63.7	55.9-34.1	71.2-50	60.5	56-32.7	69.7	

Cont'd on next page.

See footnote Table 1. X See footnote Table 1.

Table 4. Percent of Educational Institutions by Control and Level

INSTITUTION #	TEACHERS X									Number of Institutions					
	30 November 1946			30 April 1946			-			30 November 1946			M	F	Co-ed.
	M	F	T	M	F	T	M	F	T	M	F	Co-ed.	T		
	79.3	35.3	70.6	75.6-94.6	48.7-60	78.1	76.1-91.4	56.4-50	78.2	83.3	50	42.9	60		
	9.1	23.2	11.9	11.8-5.4	29.7	11.4	12.1-8.6	28.2-16.7	12.4	16.7	50	-	13.3		
	11.6	41.5	17.5	12.6	21.6-40	10.5	11.8	15.4-33.3	9.4	-	-	57.1	26.7		
	100	100	100	100-100	100-100	100	100-100	100-100	100	100	100	100	100		
	2.8	0.78	1.9	5-15.2	0.7-2.8	3.9	4.9-14	0.7-3.1	4	5.3	1.9	0.8	1.4		
	1	2	1.4	1.5-8.6	3.5	2.3	1.8-20.7	3.3	3.2	4.2	5	-	3.6		
	98.1	96.9	97.6	96.3-91.4	90.7-100	95.1	96.4-79.3	91.3-100	94.5	95.8	95	83.3	92.8		
	0.9	1.1	1	2.2	5.8	2.6	1.8	5.4	2.3	-	-	16.7	3.6		
	100	100	100	100-100	100-100	100	100-100	100-100	100	100	100	100	100		
	10	8.82	9.4	13.5-9.6	4.3-8	9.6	13.8-8.7	4.6-5.7	10	21.2	18.5	1.4	5.2		
	0.9	0.3	0.6	0.9-2.9	-	0.6	2.2-16.1	0.3-57.1	2.7	5.9	5	-	1.5		
	14.7	14.1	14.4	25.7-96.2	8.9-81.8	21.7	25.7-80.5	8.8-28.6	21.8	88.2	90	1.1	26		
	84.4	85.6	85	73.4-0.9	91.1-18.2	77.7	72.1-3.4	90.9-14.3	75.5	5.9	5	98.9	72.5		
	100	100	100	100-100	100-100	100	100-100	100-100	100	100	100	100	100		
	15.7	16.24	15.9	13.9-12.4	18.3-6.2	15.4	13.4-14.9	18.8-7.3	15.4	15.1	18.5	11	12.1		
	14.2	12.3	13.3	18.5-84.8	13.6-35.2	18.7	18-86.5	15-43.2	19.6	100	100	16.9	21.5		
	85.8	87.7	86.7	81.5-15.2	86.4-64.8	81.3	82-13.5	85-56.8	80.4	-	-	83.1	78.5		
	100	100	100	100-100	100-100	100	100-100	100-100	100	100	100	100	100		
	62.5	64.98	63.7	55.9-34.1	71.2-50	60.5	56-32.7	69.7-49.2	59.3	12.4	25	82	69		

Note Table 1.

HIROSHIMA PREFECTURE

Table 4. Percent of Educational Institutions by Control and Level

	ENROLLMENT						TEACHERS			
	30 April 1946			30 November 1946			30 April 1946			30 N
	M	F	T	M	F	T	M	F	T	M
Private Schools										
Higher Education	-	2	1.1	-	2	1.1	3.2	4.8	2.8	3.1
Secondary Education	84.1	84.2	84.2	82.8	83.1	83	82.1-86.1	60.3-82.8	77.7	82.5
Elementary Education	8.9	7.5	8.2	10	8.3	9	3.1-0.5	27.8	8.3	3.2-
Special Schools	<u>7</u>	<u>6.3</u>	<u>6.5</u>	<u>7.2</u>	<u>6.6</u>	<u>6.9</u>	<u>11.6-13.4</u>	<u>7.1-17.2</u>	<u>11.2</u>	<u>11.2</u>
Total	100	100	100	100	100	100	100-100	100-100	100	100-
Percent of Gr. Total	6.4	8.92	7.6	6.2	9.09	7.6	9-27.3	5.5-33	9.1	8.7-
Schools under Other Min.										
Higher Education	0.6	-	0.6	0.5	-	0.5	1.5-100	-	7.1	1.2-
Secondary Education	98.2	93.4	98	98.4	91.9	98.2	95	-	89.6	96
Special Schools	<u>1.2</u>	<u>6.6</u>	<u>1.4</u>	<u>1.1</u>	<u>8.1</u>	<u>1.3</u>	<u>3.5</u>	=	<u>3.3</u>	<u>2.8</u>
Total	100	100	100	100	100	100	100-100	-	100	100-
Percent of Gr. Total	2.4	0.09	1.3	2.8	0.09	1.5	2.7-1.4	-	1.5	3.2-
Grand Total	100	100	100	100	100	100	100-100	100-100	100	100-

Percent of Educational Institutions by Control and Level (Cont'd from preceding page)

ENROLLMENT						TEACHERS				Number of Institutions			
1946 - 30 November 1946			30 April 1946			- 30 November 1946							
T	M	F	T	M	F	T	M	F	T	M	F	Co-ed.	T
1.1	-	2	1.1	3.2	4.8	2.8	3.1	4.3	2.6	-	2.6	-	0.9
84.2	82.8	83.1	83	82.1-86.1	60.3-82.8	77.7	82.5-89.1	61.5	78.9	87.5	71.1	20.6	61.6
8.2	10	8.3	9	3.1-0.5	27.8	8.3	3.2-0.3	27.1	8.1	-	-	79.4	24.1
<u>6.5</u>	<u>7.2</u>	<u>6.6</u>	<u>6.9</u>	<u>11.6-13.4</u>	<u>7.1-17.2</u>	<u>11.2</u>	<u>11.2-10.6</u>	<u>7.1</u>	<u>10.4</u>	<u>12.5</u>	<u>26.3</u>	-	<u>13.4</u>
100	100	100	100	100-100	100-100	100	100-100	100	100	100	100	100	100
7.6	6.2	9.09	7.6	9-27.3	5.5-33	9.1	8.7-28.5	6.2-34.7	9.5	35.4	35.2	4	10.4
0.6	0.5	-	0.5	1.5-100	-	7.1	1.2-100	-	5.7	8.3	-	-	5
98	98.4	91.9	98.2	95	-	89.6	96	-	91.6	91.7	100	85.7	90
<u>1.4</u>	<u>1.1</u>	<u>8.1</u>	<u>1.3</u>	<u>3.5</u>	=	<u>3.3</u>	<u>2.8</u>	=	<u>2.7</u>	-	-	<u>14.3</u>	<u>5</u>
100	100	100	100	100-100	-	100	100-100	-	100	100	100	100	100
1.3	2.8	0.09	1.5	2.7-1.4	-	1.5	3.2-1.2	-	1.8	10.6	0.9	0.8	1.9
100	100	100	100	100-100	100-100	100	100-100	100-100	100	100	100	100	100

HIROSHIMA PREFECTURE

Table 5. Number of Educational Institutions by Level and Type

	ENROLLMENT #						TEACHERS X				
	30 April 1946			30 November 1946			30 April 1946		-	30 November	
	M	F	T	M	F	T	M	F	T	M	
Higher Education											
Ministry of Education	5205	453	5658	5057	557	5614	275-122	18-3	418		296-128
Prefectural Schools	205	363	568	217	352	569	15-7	8	30		20-18
Municipal Schools	190	-	190	306	100	406	9-3	-	12		24-24
Private Schools	-	358	358	-	359	359	21	14	35		21
Schls. under Other Min.	33	-	33	33	-	33	3-12	-	15		3-12
Total	5693	1174	6807	5613	1368	6981	323-144	40-3	510		364-182
Secondary Education											
Ministry of Education	548	373	921	578	368	946	43-7	11	61		47-12
Prefectural Schools	21856	17180	39036	21863	17289	39143	946-74	205-14	1239		1051-69
Municipal Schools	5075	4630	9705	5149	4616	9765	260-101	87-9	457		273-120
Vill. or Town Schools	19835	16544	36379	19897	16114	36011	755-245	514-31	1545		796-282
Private Schools	12232	15409	27641	11482	15273	26755	538-199	178-48	963		567-253
Schls. under Other Min.	5296	169	5465	6057	158	6215	190	-	190		240
Total	64842	54305	119147	65026	53809	118835	2732-626	995-102	4455		2974-736
Elementary Education											
Ministry of Education	685	615	1300	739	655	1394	46	842	56		46
Municipal Schools	35563	31530	65093	34893	33093	67986	741-1	889-2	1633		767-5
Vill. or Town Schools	120303	115847	236150	120204	115452	235656	3332-44	3289-57	6722		3652-44
Private Schools	1308	1375	2683	1388	1531	2919	20-1	82	103		22-1
Total	155859	149367	305226	157224	150731	307955	4139-46	4268-61	8514		4487-50
Special Schools											
Prefectural Schools	206	203	409	205	201	406	21	13	34		20
Private Schools	1016	1140	2156	999	1219	2218	75-31	21-2	129		76-30
Schls. under Other Min.	64	12	76	65	14	79	7	-	7		7
Total	1286	1355	2641	1269	1434	2703	103-31	34-2	170		103-30
Grand Total	227620	206201	433821	229132	207342	436474	7297-847	5337-168	13649		7928-998

See footnote Table 1.

X See footnote Table 1.

Table 5. Number of Educational Institutions by Level and Type

ELEMENT #	TEACHERS X									Number of Institutions			
	30 November 1946			30 April 1946			30 November 1946			M	F	Co-ed.	T
	M	F	T	M	F	T	M	F	T				
58	5057	557	5624	275-122	18-3	418	296-128	22-3	449	5	1	3	9
	217	352	569	15-7	8	30	20-18	8	46	1	1	-	2
	306	100	406	9-3	-	12	24-24	3-8	59	1	1	-	2
	-	359	359	21	14	35	21	14	35	-	1	-	1
	33	-	33	3-12	-	15	3-12	-	15	1	-	-	1
07	5613	1368	6981	323-144	40-3	510	364-182	47-11	604	8	4	3	15
11	578	368	946	43-7	11	61	47-12	11-1	71	1	1	-	2
036	21863	17280	39143	946-74	205-14	1239	1051-69	220-11	1351	23	19	10	52
05	5149	4616	9765	260-101	87-9	457	273-120	87-4	484	15	18	1	34
379	19897	16114	36011	755-245	514-31	1545	796-282	550-41	1669	14	27	119	160
641	11482	15273	26755	538-199	178-48	963	567-253	200-55	1075	35	27	7	69
65	6057	158	6215	190	-	190	240	-	240	11	1	6	18
9147	65026	53809	118835	2732-626	995-102	4455	2974-736	1068-112	4890	99	93	143	335
00	739	655	1394	46	842	56	46	6-2	54	-	-	4	4
093	34893	33093	67986	741-1	889-2	1633	767-5	900-2	1674	1	1	93	95
6150	120204	115452	235656	3332-44	3289-57	6722	3652-44	3133-53	6882	-	-	584	584
83	1388	1531	2919	20-1	82	103	22-1	88	111	-	-	27	27
5226	157224	150731	307955	4139-46	4268-61	8514	4487-50	4127-57	8721	1	1	708	710
09	205	201	406	21	13	34	20	13	33	-	-	2	2
56	999	1219	2218	75-31	21-2	129	76-30	23-4	133	5	10	-	15
	65	14	79	7	-	7	7	-	7	-	-	1	1
41	1269	1434	2703	103-31	34-2	170	103-30	36-4	173	5	10	3	18
3821	229132	207342	436474	7297-847	5337-168	13649	7928-998	5278-184	14388	113	108	857	1078

Note Table 1.

HIROSHIMA PREFECTURE

Table 6. Percent of Educational Institutions by Level and

	ENROLLMENT #						TEACHERS X				
	30 April 1946			30 November 1946			30 April 1946		-	30 November	
	M	F	T	M	F	T	M	F	T	M	
Higher Education											
Ministry of Education	92.4	38.6	83.1	90.1	40.7	80.4	85.1-84.8	45.0-100	82.0		81.3-70
Prefectural Schools	3.6	30.9	8.3	3.9	25.7	8.1	4.7-4.8	20.0	5.9		5.5-9.9
Municipal Schools	3.4		2.9	5.4	7.4	5.8	2.8-2.1		2.3		6.6-13.
Private Schools		30.5	5.2		26.2	5.2	6.5	35.0	6.9		5.8
Schls. Under Other Min.	0.6		0.5	0.6		0.5	0.0-8.3		2.9		0.8-6.6
Total	100	100	100	100	100	100	100-100	100-100	100		100-100
Percent of Gr. Total	2.5	0.6	1.6	2.5	0.7	1.7	4.5-17.0	0.7-1.7	3.7		4.6-18.
Secondary Education											
Ministry of Education	0.8	0.7	0.8	0.9	0.7	0.8	1.6-1.1	1.1	1.4		1.6-1.6
Prefectural Schools	33.2	30.4	31.9	33.6	32.1	33.0	34.6-11.8	20.6-13.7	27.8		35.3-9.
Municipal Schools	7.7	8.7	8.1	7.9	8.6	8.2	9.5-16.1	8.7-8.8	10.2		9.2-16.
Village or Town Schools	31.7	31.0	31.4	30.6	29.9	30.3	27.6-39.2	51.7-30.4	34.7		26.8-38
Private Schools	18.6	28.9	23.2	17.7	28.4	22.5	19.7-31.8	17.9-47.1	21.6		19.0-34
Schls. Under Other Min.	8.0	0.3	4.6	9.3	0.3	5.2	7.0		4.3		8.1
Total	100	100	100	100	100	100	100-100	100-100	100		100-100
Percent of Gr. Total	28.8	26.0	27.5	29.1	26.6	27.9	37.5-73.9	18.7-57.9	32.7		37.6-7
Elementary Education											
Ministry of Education	0.5	0.4	0.4	0.5	0.4	0.5	1.1	0.2-3.3	0.7		1.0
Municipal Schools	21.6	21.2	21.4	19.6	19.3	19.4	18.0-2.2	20.9-3.3	19.2		17.2-1
Village or Town Schools	77.1	77.5	77.3	79.0	79.2	79.1	80.4-95.6	77.0-93.4	78.9		81.3-8
Private Schools	0.8	0.9	0.9	0.9	1.1	1.0	0.5-2.2	1.9	1.2		0.5-2.
Total	100	100	100	100	100	100	100-100	100-100	100		100-10
Percent of Gr. Total	68.1	72.7	70.3	67.8	72.0	69.8	56.6-5.4	79.9-34.7	62.3		56.5-5
Special Schools											
Prefectural Schools	16.0	15.0	15.5	16.2	14.0	15.0	20.2	38.2	19.0		19.2
Private Schools	79.0	84.1	81.6	78.7	85.0	82.1	73.1-100	61.8-100	77.1		74.1-1
Schls. Under Other Min.	5.0	0.9	2.9	5.1	1.0	2.9	6.7		3.9		6.7
Total	100	100	100	100	100	100	100-100	100-100	100		100-1
Percent of Gr. Total	0.6	0.7	0.6	0.6	0.7	0.6	1.4-3.7	0.7-5.7	1.3		1.3-3
Grand Total	100	100	100	100	100	100	100-100	100-100	100		100-1

See footnote Table 1.

X See footnote Table 1.

Table 6. Percent of Educational Institutions by Level and Control

ENROLLMENT #					TEACHERS X			Number of Institutions						
April 1946		30 November 1946			30 April 1946		-	30 November 1946			M	F	Co-ed.	T
F	T	M	F	T	M	F	T	M	F	T				
38.6	83.1	90.1	40.7	80.4	85.1-84.8	45.0-100	82.0	81.3-70.3	46.8-27.3	74.3	62.5	25.0	100	60.0
30.9	8.3	3.9	25.7	8.1	4.7-4.8	20.0	5.9	5.5-9.9	17.0	7.6	12.5	25.0		13.3
	2.9	5.4	7.4	5.8	2.8-2.1		2.3	6.6-13.2	6.4-72.7	9.8	12.5	25.0		13.3
30.5	5.2		26.2	5.2	6.5	35.0	6.9	5.8	29.8	5.8		25.0		6.7
	0.5	0.6		0.5	0.0-8.3		2.9	0.8-6.6		2.5	12.5			6.7
100	100	100	100	100	100-100	100-100	100	100-100	100-100	100	100	100		100
0.6	1.6	2.5	0.7	1.7	4.5-17.0	0.7-1.7	3.7	4.6-18.2	0.9-5.7	4.2	7.1	3.7	0.4	1.4
0.7	0.8	0.9	0.7	0.8	1.6-1.1	1.1	1.4	1.6-1.6	1.0-0.9	1.5	1.0	1.1		0.6
30.4	31.9	33.6	32.1	33.0	34.6-11.8	20.6-13.7	27.8	35.3-9.4	20.6-9.8	27.6	23.2	20.4	7.0	15.5
8.7	8.1	7.9	8.6	8.2	9.5-16.1	8.7-8.8	10.2	9.2-16.3	8.2-3.6	9.9	15.2	19.4	0.7	10.1
31.0	31.4	30.6	29.9	30.3	27.6-39.2	51.7-30.4	34.7	26.8-38.3	51.5-36.6	34.1	14.1	29.0	83.2	47.7
28.9	23.2	17.7	28.4	22.5	19.7-31.8	17.9-47.1	21.6	19.0-34.4	18.7-49.1	22.0	35.4	29.0	4.9	20.6
0.3	4.6	9.3	0.3	5.2	7.0		4.3	8.1		4.9	11.1	1.1	4.2	5.5
100	100	100	100	100	100-100	100-100	100	100-100	100-100	100	100	100	100	100
26.0	27.5	29.1	26.6	27.9	37.5-73.9	18.7-57.9	32.7	37.6-73.8	20.3-58.0	34.0	87.6	26.1	16.7	31.1
0.4	0.4	0.5	0.4	0.5	1.1	0.2-3.3	0.7	1.0	0.1-3.45	0.6				0.6 0.6
21.2	21.4	19.6	19.3	19.4	18.0-2.2	20.9-3.3	19.2	17.2-10.0	21.9-3.45	19.2	100	100		13.1 13.4
77.5	77.3	79.0	79.2	79.1	80.4-95.6	77.0-93.4	78.9	81.3-80.0	75.9-93.1	78.9				82.5 82.2
0.9	0.9	0.9	1.1	1.0	0.5-2.2	1.9	1.2	0.5-2.0	2.1	1.3				3.8 3.8
100	100	100	100	100	100-100	100-100	100	100-100	100-100	100	100	100	100	100
72.7	70.3	67.8	72.0	69.8	56.6-5.4	79.9-34.7	62.3	56.5-5.0	78.1-30.1	60.5	0.9	0.9		82.6 65.8
15.0	15.5	16.2	14.0	15.0	20.2	38.2	19.0	19.2	36.1	18.1				66.7 11.1
84.1	81.6	78.7	85.0	82.1	73.1-100	61.8-100	77.1	74.1-100	63.9-100	78.0	100	100		83.3
0.9	2.9	5.1	1.0	2.9	6.7		3.9	6.7		3.9				33.3 5.6
100	100	100	100	100	100-100	100-100	100	100-100	100-100	100	100	100	100	100
0.7	0.6	0.6	0.7	0.6	1.4-3.7	0.7-5.7	1.3	1.3-3.0	0.7-6.2	1.3	4.4	9.3	0.3	1.7
100	100	100	100	100	100-100	100-100	100	100-100	100-100	100	100	100	100	100

See footnote Table 1.

HIROSHIMA PREFECTURE

PART TWO

Summary Tables of Japanese Educational Institutions Showing Number
and Schools According to Control Jurisdiction, Level.

PART TWO

ary Tables of Japanese Educational Institutions Showing Number of Students, Teachers,

and Schools According to Control Jurisdiction, Level, and Type

HIROSHIMA PREFECTURE

Table 7. Schools Under the Jurisdiction of the Ministry of

	ENROLLMENT #						30 April
	30 April 1946			30 November 1946			
	M	F	T	M	F	T	M
Higher Education (Koto Kyoiku)							
Universities (Daigaku)	558	6	564	422	5	427	59-19
Colleges (Semmon Gakko)	1717	0	1717	1702	0	1702	41-91
Higher Schools (Koto Gakko)	647	0	647	768	0	768	29-2
Higher Normal Schools (Koto Shihan Gakko)	1421	75	1496	1313	148	1461	67-10
Normal Schools (Shihan Gakko)	862	372	1234	852	404	1256	70-0
Total - Higher Education	5205	453	5658	5057	557	5614	275-122
Secondary Education (Chuto Kyoiku)							
Mid. Schls. Attchd. to Higher Nor. Schls. (Koto Shihan Gakko Fuzoku Chu Gakko)	548	0	548	578	0	578	25-7
Girls' High Schls. Attchd. to Higher Normal Schools (Koto Shihan Gakko Fuzoku Koto Jo Gakko)	0	373	373	0	368	368	18-0
Total - Secondary Education	548	373	921	578	368	946	43-7
Elementary Education (Shoto Kyoiku)							
Elem. Schls. Attchd. to Higher Nor. Schls. (Koto Shihan Gakko Fuzoku Sho Gakko)	235	154	389	280	201	481	20-0
Elem. Schls. Attchd. to Norm. Schools (Shihan Gakko Fuzoku Sho Gakko)	411	417	828	420	415	835	26-0
Kindergartens Attchd. to Norm. Schools (Shihan Gakko Fuzoku Yochien)	39	44	83	39	39	78	0-0
Total - Elementary Education	685	615	1300	739	655	1394	46-0
Total - Ministry of Education	6438	1441	7879	6374	1580	7954	364-129

See footnote Table 1.

X See footnote Table 1.

Table 7. Schools Under the Jurisdiction of the Ministry of Education by Level and Type

	ENROLLMENT #						TEACHERS X					
	30 April 1946			30 November 1946			30 April 1946			30 November 1946		
	M	F	T	M	F	T	M	F	T	M	F	T
Men Gakko)	558	6	564	422	5	427	59-19	1-0	79	66-16	1-0	83
	1717	0	1717	1702	0	1702	41-91	0-0	132	38-94	0-0	132
	647	0	647	768	0	768	29-2	0-0	31	30-2	0-0	32
	1421	75	1496	1313	148	1461	67-10	3-3	83	79-16	4-3	102
	862	372	1234	852	404	1256	70-0	14-0	93	83-0	17-0	100
	5205	453	5658	5057	557	5614	275-122	18-3	418	296-128	22-3	449
Pr. Schls. (Gakko)	548	0	548	578	0	578	25-7	0-0	32	30-11	0-0	41
Higher (Fuzoku)	0	373	373	0	368	368	18-0	11-0	29	17-1	11-1	30
	548	373	921	578	368	946	43-7	11-0	61	47-12	11-1	71
Pr. Schls. (Gakko) Schools	235	154	389	280	201	481	20-0	2-0	22	20-0	2-0	22
Schools	411	417	828	420	415	835	26-0	6-0	32	26-0	4-0	30
	39	44	83	39	39	78	0-0	0-2	2	0-0	0-2	2
	685	615	1300	739	655	1394	46-0	8-2	56	46-0	6-2	54
	6438	1441	7879	6374	1580	7954	364-129	37-5	535	389-140	39-6	574

Footnote Table 1.

HIROSHIMA PREFECTURE

Table 8. Schools Under Prefectural Jurisdiction by Level and Type

	ENROLLMENT #						30 April 1946 M
	30 April 1946			30 November 1946			
	M	F	T	M	F	T	M
Higher Education (Koto Kyoiku)							
Colleges (Semnon Gakko)							
Colleges for Males (Danshi Semnon Gakko)	205	0	205	217	0	217	5-3
Colleges for Females (Joshi Semnon Gakko)	0	363	363	0	352	352	10-4
Total - Colleges	205	363	568	217	352	569	15-7
Total - Higher Education	205	363	568	217	352	569	15-7
Secondary Education (Chuto Kyoiku)							
Vocational Schools (Jitsugyo Gakko)							
Commercial Schools (Shogyo Gakko)	683	0	683	673	0	673	24-0
Comm. Schls. for Males (Danshi Shogyo Gakko)							
Industrial Schools (Kogyo Gakko)	2672	0	2672	2597	0	2597	124-0
Ind. Schools for Males (Danshi Kogyo Gakko)							
Agricultural Schools (No Gakko)	1422	0	1422	1366	0	1366	50-4
Agric. Schls. for Males (Danshi No Gakko)	1568	901	2469	1612	945	2557	58-7
Co-ed. Agric. Schls. (Danjo Kyogaku No Gakko)	2990	901	3891	2978	945	3923	108-1
Total - Agricultural Schools							
Special Kinds of Vocational Schools (Tokushu Jitsugyo Gakko)							
Special Kinds of Voc. Schools for Males (Danshi Tokushu Jitsugyo Gakko)	562	0	562	556	0	556	19-0
Co-ed. Special Kinds of Vocational Schools (Danjo Kyogaku Tokushu Jitsugyo Gakko)	975	893	1868	944	919	1863	52-4
Total - Special Kinds of Vocational Schools	1537	893	2430	1500	919	2419	71-4
Total - Vocational Schools	7882	1794	9676	7748	1864	9612	327-
Middle Schools (Chu Gakko)	13974	0	13974	14115	0	14115	386-
Girls' High Schools (Koto Jo Gakko)	0	15386	15386	0	15416	15416	233-
Total - Secondary Education	21856	17180	39036	21863	17280	39143	946-
Special Schools (Tokushu Gakko)							
Schools for the Blind (Mo Gakko)							
Co-ed. Schls. for the Blind (Danjo Kyogaku Mo Gakko)	133	136	269	133	136	269	13-0
Schools for the Deaf-mute (Roa Gakko)							
Co-ed. Schls. for the Deaf-mute (Danjo Kyogaku Roe Gakko)	73	67	140	72	65	137	8-0
Total - Special Schools	206	203	409	205	201	406	21-0
Total - Prefectural Schools	22267	17746	40013	22285	17833	40118	982-

See footnote page 1. X See footnote page 1.

Schools Under Prefectural Jurisdiction by Level and Type

ENROLLMENT #

TEACHERS X

	30 April 1946 - 30 November 1946						30 April 1946 - 30 November 1946					
	M	F	T	M	F	T	M	F	T	M	F	T
	205	0	205	217	0	217	5-3		8	10-10	0	20
	0	363	363	0	352	352	10-4	8-0	22	10-8	8-0	26
	<u>205</u>	<u>363</u>	<u>568</u>	<u>217</u>	<u>352</u>	<u>569</u>	<u>15-7</u>	<u>8-0</u>	<u>30</u>	<u>20-18</u>	<u>8-0</u>	<u>46</u>
	205	363	568	217	352	569	15-7	8-0	30	20-18	8-0	46
Gakko)	683	0	683	673	0	673	24-0	0-0	24	25-0	0-0	25
Gakko)	2672	0	2672	2597	0	2597	124-0	0-0	124	136-0	0-0	136
Gakko)	1422	0	1422	1366	0	1366	50-4	0-0	54	50-4	0-0	54
Mo Gakko)	<u>1568</u>	<u>901</u>	<u>2469</u>	<u>1612</u>	<u>945</u>	<u>2557</u>	<u>58-7</u>	<u>17-1</u>	<u>83</u>	<u>74-9</u>	<u>23-1</u>	<u>107</u>
	2990	901	3891	2978	945	3923	108-11	17-1	137	124-13	23-1	161
es	562	0	562	556	0	556	19-0	0-0	19	18-0	0-0	18
Schools	<u>975</u>	<u>893</u>	<u>1868</u>	<u>944</u>	<u>919</u>	<u>1863</u>	<u>52-4</u>	<u>14-2</u>	<u>72</u>	<u>56-4</u>	<u>19-0</u>	<u>79</u>
Schools	1537	893	2430	1500	919	2419	71-4	14-2	91	74-4	19-0	97
	7882	1794	9676	7748	1864	9612	327-15	31-3	376	359-17	42-1	419
	13974	0	13974	14115	0	14115	386-33	0-0	419	430-28	0-0	458
	0	<u>15386</u>	<u>15386</u>	0	<u>15416</u>	<u>15416</u>	<u>233-26</u>	<u>174-11</u>	<u>444</u>	<u>262-24</u>	<u>178-10</u>	<u>474</u>
	21856	17100	39036	21863	17280	39143	946-74	205-14	1239	1051-69	220-11	1351
Gaku Mo Gakko)	133	136	269	133	136	269	13-0	4-0	17	13-0	5-0	18
Yogaku Roe Gakko)	<u>73</u>	<u>67</u>	<u>140</u>	<u>72</u>	<u>65</u>	<u>137</u>	<u>8-0</u>	<u>9-0</u>	<u>17</u>	<u>7-0</u>	<u>8-0</u>	<u>15</u>
	206	203	409	205	201	406	21-0	13-0	34	20-0	13-0	33
	22267	17746	40013	22285	17833	40118	982-81	226-14	1303	1091-87	241-11	1430

HIROSHIMA PREFECTURE

Table 9. Schools Under Municipal Jurisdiction by Level and

	ENROLLMENT #						
	30 April 1946			30 November 1946			
	M	F	T	M	F	T	M
Higher Education (Koto Kyoiku)							
Colleges (Sermon Gakko)							
Colleges for Males (Denshi Sermon Gakko)	190	0	190	306	0	306	9-9
Colleges for Females (Joshi Sermon Gakko)	0	0	0	0	100	100	0
Total - Colleges	190	0	190	306	100	406	9-9
Total - Higher Education	190	0	190	306	100	406	9-9
Secondary Education (Chuto Kyoiku)							
Vocational Schools (Jitsugyo Gakko)							
Commercial Schools (Shogyo Gakko)							
Comm. Schls. for Males (Denshi Shogyo Gakko)	78	0	78	132	0	132	10-
Industrial Schools (Kogyo Gakko)							
Ind. Schls. for Males (Denshi Kogyo Gakko)	2461	0	2461	2326	0	2326	10-
Total - Vocational Schools	2539	0	2539	2458	0	2458	11-
Middle Schools (Chu Gakko)	703	0	703	695	0	695	28-
Girls' High Schools (Koto Jo Gakko)	0	3535	3535	0	3504	3504	61-
Youth Schools (Seinen Gakko)							
Youth Schls. for Males (Denshi Seinen Gakko)	1600	0	1600	1763	0	1763	41-
Youth Schls. for Females (Joshi Seinen Gakko)	0	901	901	0	916	916	5-1
Co-ed. Youth Schls. (Danjo Kyogaku Seinen Gakko)	233	194	427	233	196	429	10-
Total - Youth Schools	1833	1095	2928	1996	1112	3108	56-
Total - Secondary Education	5075	4630	9705	5149	4616	9765	260
Elementary Education (Shoto Kyoiku)							
Elementary Schools (Sho Gakko)							
Elem. Schls. for Males (Denshi Sho Gakko)	258	0	258	256	0	256	14-
Elem. Schls. for Females (Joshi Sho Gakko)	0	180	180	0	183	183	5-0
Co-ed. Elen. Schls. (Danjo Kyogaku Sho Gakko)	33232	31257	64489	34436	32650	67126	722
Total - Elementary Schools	33490	31437	64927	34692	32873	67565	741
Kindergartens (Yochien)	73	93	166	201	220	421	0-0
Total - Elementary Education	33563	31530	65093	34893	33093	67986	741
Total - Municipal Schools	38828	36160	74988	40348	37009	77357	101

See footnote Table 1.

X See footnote Table 1.

Table 9. Schools Under Municipal Jurisdiction by Level and Type

	ENROLLMENT #						TEACHERS X					
	30 April 1946			30 November 1946			30 April 1946			30 November 1946		
	M	F	T	M	F	T	M	F	T	M	F	T
on Gakko)	190	0	190	306	0	306	9-3	0-0	12	19-18	0-0	37
on Gakko)	0	0	0	0	100	100	0	0	0	5-6	3-8	22
	190	0	190	306	100	406	9-3	0-0	12	24-24	3-8	59
	190	0	190	306	100	406	9-3	0-0	12	24-24	3-8	59
ko)												
ko)												
shi Shogyo Gakko)	78	0	78	132	0	132	10-0	0-0	10	11-9	0-0	20
ko)												
shi Kogyo Gakko)	2461	0	2461	2326	0	2326	105-49	0-0	154	106-54	0-0	160
	2539	0	2539	2458	0	2458	115-49	0-0	164	117-63	0-0	180
	703	0	703	695	0	695	28-3	0-0	31	27-4	0-0	31
ko)	0	3535	3535	0	3504	3504	61-26	58-6	151	67-30	56-4	157
hi Seinen Gakko)	1600	0	1600	1763	0	1763	41-4	0-0	45	44-4	0-0	48
hi Seinen Gakko)	0	901	901	0	916	916	5-19	23-3	50	8-19	25-0	52
ogaku Seinen Gakko)	233	194	427	233	196	429	10-0	6-0	16	10-0	6-0	16
	1833	1095	2928	1996	1112	3108	56-23	29-3	111	62-23	31-0	116
	5075	4630	9705	5149	4016	9765	260-101	87-9	457	273-120	87-4	484
ku)												
hi Sho Gakko)	258	0	258	256	0	256	14-0	0-0	14	13-0	0-0	13
hi Sho Gakko)	0	180	180	0	183	183	5-0	6-0	11	2-0	6-0	8
ogaku Sho Gakko)	3323	31257	64489	34436	32690	67126	722-1	879-2	1604	751-1	884-2	1638
	33490	31437	64927	34692	32873	67565	741-1	885-2	1629	766-1	890-2	1659
	73	93	166	201	220	421	0-0	4-0	4	1-4	10-0	15
	33563	31530	65093	34893	33093	67986	741-1	889-2	1633	767-5	900-2	1674
on	38820	36160	74988	40340	37809	78157	1010-105	976-11	2102	1064-149	990-14	2217

See footnote Table 1.

HIROSHIMA PREFECTURE

Table 10. Schools Under Village or Town Jurisdiction by Level and

	ENROLLMENT #						30 M
	30 April 1946			30 November 1946			
	M	F	T	M	F	T	
Secondary Education (Chuto Kyoiku)							
Vocational Schools (Jitsugyo Gakko)							
Commercial Schools (Shogyo Gakko)							
Comm. Schls. for Males (Denshi Shogyo Gakko)	877	0	877	874	0	874	33-
Co-ed. Comm. Schls. (Danjo Kyogaku Shogyo Gakko)	125	260	385	122	256	378	5-7
Total - Commercial Schools	1002	260	1262	996	256	1252	38-
Industrial Schools (Kogyo Gakko)							
Ind. Schls. for Males (Denshi Kogyo Gakko)	439	0	439	411	0	411	22-
Special Kinds of Vocational Schools (Tokushu Jitsugyo Gakko)							
Co-ed. Special Kinds of Vocational Schools (Danjo Kyogaku Tokushu Jitsugyo Gakko)	192	251	443	190	253	443	10-
Total - Vocational Schools	1633	511	2144	1597	509	2106	70-
Girls' High Schools (Koto Jo Gakko)	0	3120	3120	0	3038	3038	45-
Youth Schools (Seinen Gakko)							
Youth Schls. for Males (Denshi Seinen Gakko)	2323	0	2323	2240	0	2240	77-
Youth Schls. for Females (Joshi Seinen Gakko)	0	1796	1796	0	1594	1594	12-
Co-ed. Youth Schls. (Danjo Kyogaku Seinen Gakko)	15879	11117	26996	16060	10973	27033	551
Total - Youth Schools	18202	12913	31115	18300	12567	30867	640
Total - Secondary Education	19835	16544	36379	19897	16114	36011	755
Elementary Education (Shoto Kyoiku)							
Elementary Schools (Sho Gakko)	119673	115452	235125	119610	115077	234687	333
Kindergartens (Yochien)	630	395	1025	594	375	969	1-5
Total - Elementary Education	120303	115847	236150	120204	115452	235656	338
Total - Village or Town Schools	140138	132391	272529	140101	131566	271667	408

See footnote Table 1.

X See footnote Table 1.

10. Schools Under Village or Town Jurisdiction by Level and Type

	ENROLLMENT #						TEACHERS X					
	30 April 1946			30 November 1946			30 April 1946			30 November 1946		
	M	F	T	M	F	T	M	F	T	M	F	T
Shogyo Gakko)	877	0	877	874	0	874	33-0	0-0	33	31-0	0-0	31
Shogyo Gakko)	125	260	385	122	256	378	5-7	3-0	15	10-4	2-1	17
	<u>1002</u>	<u>260</u>	<u>1262</u>	<u>996</u>	<u>256</u>	<u>1252</u>	<u>38-7</u>	<u>3-0</u>	<u>48</u>	<u>41-4</u>	<u>2-1</u>	<u>48</u>
yo Gakko)	439	0	439	411	0	411	22-0	0-0	22	19-0	0-0	19
al Schools												
Gakko)	192	251	443	190	253	443	10-0	5-0	15	12-0	5-0	17
	1633	511	2144	1597	509	2106	70-7	8-0	85	72-4	7-1	84
	0	3120	3120	0	3038	3038	45-43	60-13	161	45-46	65-13	169
en Gakko)	2323	0	2323	2240	0	2240	77-5	1-0	83	77-7	1-0	85
en Gakko)	0	1796	1796	0	1594	1594	12-10	63-2	87	20-12	62-5	99
inen Gakko)	15879	11117	26996	16060	10973	27033	551-180	382-16	1129	582-213	415-22	1232
	18202	12913	31115	18300	12567	30867	640-195	446-18	1299	679-232	478-27	1416
	<u>19835</u>	<u>16544</u>	<u>36379</u>	<u>19897</u>	<u>16114</u>	<u>36011</u>	<u>755-245</u>	<u>514-31</u>	<u>1545</u>	<u>796-282</u>	<u>550-41</u>	<u>1669</u>
	119673	115452	235125	119610	115077	234687	3331-39	3272-57	6699	3651-40	3116-53	6860
	630	395	1025	594	375	969	1-5	17-0	23	1-4	17-0	22
	<u>120303</u>	<u>115847</u>	<u>236150</u>	<u>120204</u>	<u>115452</u>	<u>235656</u>	<u>3332-44</u>	<u>3289-57</u>	<u>6722</u>	<u>3652-44</u>	<u>3133-53</u>	<u>6882</u>
	140138	132391	272529	140101	131566	271667	4087-289	3803-88	8267	4448-326	3683-94	8551

Footnote Table 1.

HIROSHIMA PREFECTURETable 11. Schools Under Private Jurisdiction by Level and Sex
ENROLLMENT #

	30 April 1946 - 30 November 1945					
	M	F	T	M	F	T
Higher Education (Koto Kyoiku)						
Colleges (Sermon Gakko)						
Colleges for Females (Joshi Sermon Gakko)	0	358	358	0	359	359
Total - Higher Education	0	358	358	0	359	359
Secondary Education (Chuto Kyoiku)						
Vocational Schools (Jitsugyo Gakko)						
Commercial Schools (Shogyo Gakko)						
Comm. Schls. for Males (Denshi Shogyo Gakko)	2010	0	2010	1847	0	1847
Comm. Schls. for Females (Joshi Shogyo Gakko)	0	2160	2160	0	2117	2117
Total - Commercial Schools	2010	2160	4170	1847	2117	3964
Industrial Schools (Kogyo Gakko)						
Ind. Schls. for Males (Denshi Kogyo Gakko)	461	0	461	388	0	388
Special Kinds of Vocational Schools (Tokushu Jitsugyo Gakko)						
Spe. Kinds of Voc. Schls. for Females (Joshi Tokushu Jitsugyo Gakko)	0	230	230	0	273	273
Total - Vocational Schools	2471	2390	4861	2235	2390	4625
Middle Schools (Chu Gakko)	6136	0	6136	5971	0	5971
Girls' High Schools (Koto Jo Gakko)	0	11698	11698	0	11693	11693
Youth Schools (Seinen Gakko)						
Youth Schools for Males (Denshi Seinen Gakko)	3092	0	3092	2805	0	2805
Youth Schools for Females (Joshi Seinen Gakko)	0	176	176	0	199	199
Co-ed. Youth Schools (Denjo Iyogaku Seinen Gakko)	533	945	1478	471	991	1462
Total - Youth Schools	3625	1121	4746	3276	1190	4466
Total - Secondary Education	12232	15409	27641	11482	15273	26755
Elementary Education (Shoto Kyoiku)						
Kindergartens (Yochien)	1308	1375	2683	1388	1531	2919
Total - Elementary Education	1308	1375	2683	1388	1531	2919
Special Schools (Tokushu Gakko)						
Miscellaneous Schools (Kakushu Gakko)						
Misc. Schls. for Males (Denshi Kakushu Gakko)	1016	0	1016	999	0	999
Misc. Schls. for Females (Joshi Kakushu Gakko)	0	1140	1140	0	1219	1219
Total - Miscellaneous Schools	1016	1140	2156	999	1219	2218
Total - Special Schools	1016	1140	2156	999	1219	2218
Total - Private Schools	14556	18282	32838	13869	18382	26251

See footnote Table 1.

X See footnote Table 1.

xiii

Table 11. Schools Under Private Jurisdiction by Level and Type

	ENROLLMENT #						TEACHERS X					
	30 April 1946			30 November 1946			30 April 1946			30 November 1946		
	M	F	T	M	F	T	M	F	T	M	F	T
Shimon Gakko)	0	358	358	0	359	359	21-0	14-0	35	21-0	14-0	35
	0	358	358	0	359	359	21-0	14-0	35	21-0	14-0	35
Shi Shogyo Gakko)	2010	0	2010	1847	0	1847	47-8	0-0	55	52-9	0-0	61
Toshi Shogyo Gakko)	0	2160	2160	0	2117	2117	36-6	20-5	67	42-8	21-4	75
Shi Kogyo Gakko)	2010	2160	4170	1847	2117	3964	83-14	20-5	122	94-17	21-4	136
Shi Kogyo Gakko)	461	0	461	388	0	388	25-0	0-0	25	25-0	0-0	25
Shi Seinen Gakko)	0	230	230	0	273	273	10-5	3-4	22	10-11	7-5	33
Shi Seinen Gakko)	2471	2390	4861	2235	2390	4625	118-19	23-9	169	129-28	28-9	194
Shi Seinen Gakko)	6136	0	6136	5971	0	5971	153-23	3-0	179	165-32	3-0	200
Shi Seinen Gakko)	0	11898	11898	0	11693	11693	187-40	147-20	394	197-47	164-26	434
Shi Seinen Gakko)	3092	0	3092	2805	0	2805	62-87	0-0	149	61-90	0-0	151
Shi Seinen Gakko)	0	176	176	0	199	199	2-2	3-3	10	2-2	4-3	11
Shi Seinen Gakko)	533	945	1478	471	991	1462	16-28	2-16	62	13-54	1-17	85
Shi Seinen Gakko)	3625	1121	4746	3276	1190	4466	80-117	5-19	221	76-146	5-20	247
Shi Seinen Gakko)	12232	15409	27641	11482	15273	26755	538-199	178-48	963	567-253	200-55	1075
Shi Seinen Gakko)	1308	1375	2683	1388	1531	2919	20-1	82-0	103	22-1	88-0	111
Shi Seinen Gakko)	1308	1375	2683	1388	1531	2919	20-1	82-0	103	22-1	88-0	111
Shi Kakushu Gakko)	1016	0	1016	999	0	999	35-19	0-0	54	35-17	0-0	52
Shi Kakushu Gakko)	0	1140	1140	0	1219	1219	40-12	21-2	75	11-13	23-4	81
Shi Kakushu Gakko)	1016	1140	2156	999	1219	2218	75-31	21-2	129	76-30	23-4	133
Shi Kakushu Gakko)	1016	1140	2156	999	1219	2218	75-31	21-2	129	76-30	23-4	133
Shi Kakushu Gakko)	14556	18282	32838	13869	18382	32251	654-231	295-50	1230	686-284	325-59	1354

See footnote Table 1.

HIROSHIMA PREFECTURE

Table 12. Schools Under the Jurisdiction of Ministries Other than the Mi

	ENROLIMENT #						30 April 19	
	30 April 1946			30 November 1946			M	F
	M	F	T	M	F	T		
Higher Education (Koto Kyoiku)								
Colleges (Semmon Gakko)								
Colleges for Males (Danshi Semmon Gakko)	33	0	33	33	0	33	3-12	0-0
Total - Higher Education	33	0	33	33	0	33	3-12	0-0
Secondary Education (Chuto Kyoiku)								
Vocational Schools (Jitsugyo Gakko)								
Special Kinds of Vocational Schools (Tokushu Jitsugyo Gakko)								
Special Kinds of Vocational Schools for Males (Danshi Tokushu Jitsugyo Gakko)	1335	0	1335	2102	0	2102	125-0	0-
Youth Schools (Seinen Gakko)								
Youth Schools for Males (Danshi Seinen Gakko)	3673	0	3673	3673	0	3673	9-0	0-
Youth Schools for Females (Joshi Seinen Gakko)	0	8	8	0	6	6	4-0	0-
Co-ed. Youth Schools (Danjo Kyogaku Seinen Gakko)	288	161	449	282	152	434	52-0	0-
Total - Youth Schools	3961	169	4130	3955	158	4113	65-0	0-
Total - Secondary Education	5296	169	5465	6057	158	6215	190-0	0-
Special Schools (Tokushu Gakko)								
Juvenile Correction Schools (Shonen Kyogoin)								
Co-educational Juvenile Correction Schools (Danjo Kyogaku Shonen Kyogoin)	64	12	76	65	14	79	7-0	0-
Total - Special Schools	64	12	76	65	14	79	7-0	0-
Total - Schools Under Other Ministries	5393	181	5574	6155	172	6327	200-12	0-

See footnote Table 1.

X See footnote Table 1.

Schools Under the Jurisdiction of Ministries Other than the Ministry of Education

	ENROLIMENT #						TEACHERS X					
	30 April 1946			30 November 1946			30 April 1946			30 November 1946		
	M	F	T	M	F	T	M	F	T	M	F	T
ko)	<u>33</u>	<u>0</u>	<u>33</u>	<u>33</u>	<u>0</u>	<u>33</u>	<u>3-12</u>	<u>0-0</u>	<u>15</u>	<u>3-12</u>	<u>0-0</u>	<u>15</u>
	33	0	33	33	0	33	3-12	0-0	15	3-12	0-0	15
for Males	1335	0	1335	2102	0	2102	125-0	0-0	125	174-0	0-0	174
n Gakko)	3673	0	3673	3673	0	3673	9-0	0-0	9	9-0	0-0	9
en Gakko)	0	8	8	0	6	6	4-0	0-0	4	6-0	0-0	6
nein Gakko)	<u>288</u>	<u>161</u>	<u>449</u>	<u>282</u>	<u>152</u>	<u>434</u>	<u>52-0</u>	<u>0-0</u>	<u>52</u>	<u>51-0</u>	<u>0-0</u>	<u>51</u>
	3961	169	4130	3955	158	4113	65-0	0-0	65	66-0	0-0	66
	5296	169	5465	6057	158	6215	190-0	0-0	190	240-0	0-0	240
goin)	<u>64</u>	<u>12</u>	<u>76</u>	<u>65</u>	<u>14</u>	<u>79</u>	<u>7-0</u>	<u>0-0</u>	<u>7</u>	<u>7-0</u>	<u>0-0</u>	<u>7</u>
hools	64	12	76	65	14	79	7-0	0-0	7	7-0	0-0	7
ies	5393	181	5574	6155	172	6327	200-12	0-0	212	250-12	0-0	262

note Table 1.

HIROSHIMA PREFECTURE

PART THREE

Roster of Japanese Educational Institutions by Control Jurisd

Type, Showing Students, Teachers, and S

DECLASSIFIED

E.O. 11652, Sec 3(E) and 5(D) or (E) NND# 760050

PART THREE

Roster of Japanese Educational Institutions by Control Jurisdiction According to Level and
Type, Showing Students, Teachers, and Schools

HIROSHIMA PREFECTURE

ROSTER OF JAPANESE EDUCATIONAL INSTITUTIONS

I. MINISTRY OF EDUCATION SCHOOLS, 1. Higher Education (Koto Kyoiku)

2. Universities (Daigaku)

c) Co-educational Universities (Danjo Kyozaku Daigaku)

NAME	ADDRESS	DATE FOUNDED	ENROLLMENT #				
			30 Apr. 46		30 Nov. 46		
			M	F	T	M	F
1 Hiroshima Bunrika Daigaku (Hiroshima Literature and Science University)	Higashisenda-machi, Hiroshima City	April 1929	558	6	564	422	5
Total			558	6	564	422	5

3. Colleges (Semmon Gakko)

a) Colleges for Males (Danshi Semmon Gakko)

1 Hiroshima Kogyo Semmon Gakko (Hiroshima Technical College)	Senda-cho, Hiroshima City	Jan. 1920	1398		1398	1393
2 Hiroshima Kogyo Semmon Gakko Fusetsu Kogyo Kyoin Yoseijo (Teachers' Training Insti- tute for Industrial Subject Attached to Hiroshima Technical College)	Senda-machi, Hiroshima City	May 1939	123		123	122
3 Hiroshima Rinji Kyoin Yoseijo (Hiroshima Special Teachers' Training Inst.)	Nomio-mura, Kamo-gun	Feb. 1940	196		196	187
Total			1717		1717	1702

These figures are not those for actual attendance on these dates, but those for enrollment
 X The number of both full and part-time teachers is indicated in this report. Where there are
 separated by a hyphen, the second figure indicates the number of part-time teachers.