

Government
Publications

Government
Publications

SESSIONAL PAPERS.

74

036

VOLUME IX. PART I.

SECOND SESSION OF THE THIRD PARLIAMENT

OF THE

PROVINCE OF ONTARIO.

Session 1877.



VOLUME IX.



1691346

TORONTO :
PRINTED BY HUNTER, ROSE & CO.

LIST OF SESSIONAL PAPERS.

VOL. IX. SESSION, 1877.

ARRANGED ALPHABETICALLY.

	No.		No.
Agriculture	4	London Life Insurance Co... ..	21
Agricultural School.....	12	Mercer, A.....	7
Agriculture at Centennial.....	33	Municipal Elections.....	52
Algoma.....	27	Municipal Loan Fund.....	10
Art, School of.....	30	Municipal Statistics.....	50
Assizes, Cases tried at.....	14	Ontario Life Assurance Co.....	34
Asylum Report.....	2	Ottawa L'Institut Canadien.....	25
Asylums, Estates of Lunatics.....	56	Police Services.....	53
Asylum at Rockwood.....	36	Practical Science, School of.....	13
Births, &c.....	16	Printing, Departmental.....	29
Bonds, &c.....	19	Public Accounts.....	1
Central Prison.....	40	Public Works.....	5
Central Prison.....	48	Railways.....	9
Crown Lands.....	11	Railways.....	41
Division Courts.....	24	Registrars.....	49
Division Courts.....	28	Scott, Thomas.....	38
Education Report.....	3	Spirit Licenses.....	42
Education Depository.....	23	Statutes of Ontario.....	18
Education, High Schools.....	26	Statutes, Consolidation of.....	20
Education at Centennial.....	44	Sunday Schools.....	55
Elections.....	17	Timber Licenses.....	45
Escheats and Forfeitures.....	22	Timber Dues.....	47
Essex, Magistrates in.....	37	Toronto House Building Association.....	54
Estimates.....	8	Toronto University.....	31
Felonies and Misdemeanours.....	46	Toronto University.....	32
Immigration.....	51	Trent River Works.....	35
Juries.....	15	University College.....	43
Library.....	6	Wilson, Judge.....	39

SESSIONAL PAPERS.

ARRANGED NUMERICALLY.

CONTENTS OF PART I.

- No. 1 ... Public Accounts of the Province of Ontario for the year ending 31st December, 1875 ; also Statement of Receipts and Expenditure for 1876.
- No. 2 ... Report of the Inspector of Asylums, Prisons and Public Charities, for 1876.
- No. 3 ... Report of the Normal, Model, High and Public Schools of Ontario, for 1875.

CONTENTS OF PART II.

- No. 4 ... Report of the Commissioner of Agriculture, for 1876.
- No. 5 ... Report of the Commissioner of Public Works, for 1876.
- No. 6 ... Report from the Librarian of the Legislative Assembly on the state of the Library of Parliament.
- No. 7 ... Return, showing in detail, all property come to the hands of the Ontario Government, or any officer thereof representing the Crown, belonging to the late Andrew Mercer, of Toronto, showing amount of the personal estate, specifying of what the same consists ; amount of real property, stating value and where situated ; amount realized for the sale or transfer of said property ; amounts in detail paid out for law costs or other expenses, showing to whom paid and on what authority ; a statement showing where money and securities of said estate are now deposited, and in whose custody.
- No. 8 ... Estimates for the services of the Province for the year ending 31st December, 1877, and for balance to complete the services of 1875.
- No. 9 ... Tabular statement of Railways of Ontario, showing in detail—
- (1.) The number of miles authorized by Charter, the number of miles constructed, the number of miles under contract, the number of miles for which aid has been granted by Order in Council.
 - (2.) The Capital authorized by Charter, the amount of stock actually and *bona fide* subscribed, the amount paid on such stock.
 - (3.) The amount of Municipal Bonuses.
 - (4.) The average cost per mile of such Railway ; the total cost of such Railway, including rolling stock.
 - (5.) The amount per mile authorized to be paid from the " Railway Aid Fund," or " Railway Subsidy Fund ;" the amount actually paid ; also, any special conditions in the Order in Council.

No. 10 ... Municipal Loan Fund Surplus Distribution Schedules, showing the objects to which the Fund has been appropriated by By-laws, and the payments made upon the same, to the 1st November, 1876.

No. 11 ... Report of the Commissioner of Crown Lands for 1876.

No. 12 ... Report of the School of Agriculture, and Experimental Farm.

CONTENTS OF PART III.

No. 13 ... Report of the School of Practical Science.

No. 14 ... Return of the number of civil and criminal cases entered for trial at the several Assizes since January, 1874 ; the number of cases tried or otherwise disposed of ; and the number of remanets and criminal cases kept over at each Assize. The number of rules for new trials argued or otherwise disposed of and enlarged, and the number of other rules, special cases, demurrers argued, or otherwise disposed of during each term of the Court of Queen's Bench and Common Pleas, since Hilary Term, 1873, and the number of rules, demurrers, and other cases argued and disposed of in the said Courts by a single Judge, under section 19 of the Administration of Justice Act, 1874. The number of Bills filed, and decrees and orders issued in the Court of Chancery since 1870 ; the number of cases heard or otherwise disposed of on Circuit at each Chancery Sitting and in Court at Toronto, and the number of cases reheard during the same period.

No. 15 ... Return, showing the number of cases tried by Jury in the several Counties and Cities in this Province, in the years 1874 and 1875, and the number tried by Judges without the intervention of a Jury, distinguishing Criminal from Civil. The amount of expenditure for Jury purposes in the several Counties and Cities for the same years, giving separately the amounts paid to the Clerks of the Peace, amounts paid to electors, amounts paid to Sheriffs for summoning, and amounts paid to Grand and Petit Jurors respectively for attendance. Also the amounts received by Treasurers from Deputy Clerks of the Crown for Jury fees.

No. 16 ... Report of the Registrar-General of the Province of Ontario, for the first half-year of 1876

No. 17 ... Abstract of Election Expenses incurred by or in behalf of any candidate at the last general and subsequent elections, giving the name of the agent or agents of each such candidate as published by the Returning Officer in the several constituencies of the Province. (*Not Printed.*)

No. 18 ... Report from the Queen's Printer as to the disposal of the Ontario Statutes for 1876. (*Not Printed.*)

No. 19 ... Detailed Statement of all Bonds and Securities recorded in the Provincial Registrar's Office since the last Return, submitted to the Legislative Assembly upon the 10th December, 1875. (*Not Printed.*)

No. 20 ... The draft of the Revised Statutes of Ontario, together with the Third Report of the Commissioners for Consolidating the Statutes.

No. 21 ... Statement of business transacted by the London Life Insurance Company, for 1875. (*Not Printed.*)

No. 22 ... Return of Correspondence between the Government of the Dominion of Canada and that of the Province of Ontario, on the subjects of Escheats and Forfeitures.

- No. 23 ... Papers and Correspondence with respect to the Depository Branch of the Education Department ; also Special Report.
- No. 24 ... Return from each of the Division Courts of the Counties of York, Oxford, and the United Counties of Northumberland and Durham, from the first day of October, 1875, to the thirty-first day of March, 1876, inclusive ; setting forth the total number of suits entered, exclusive of the interpleader suits ; garnishee causes and transcripts of judgments received from other Courts ; total amount of claims thus entered, total amount of transcripts of judgments received from other Courts ; number of interpleader Suits entered ; number of judgment Summonses issued ; number of garnishee causes entered (before judgment) ; number of garnishee causes entered (after judgment) ; total amount of garnishee causes entered (before judgment) ; number of instances in which the Clerk has entered judgment under the second Section of the Division Courts Act of 1869 ; number of causes in which the Judge has given judgment ; number of transcripts of judgments from other Courts ; number of summonses received from other Courts for service ; the names, residence and occupation of the Clerks' sureties in the bond to Her Majesty, under the twenty-fourth section of the Division Courts Act ; amounts yet due on stamps if any there be ; total amounts of moneys paid into Court, and which remained unclaimed for six years on the 30th day of September last, amount of fines or forfeitures ; how many sittings of the Court ? How many returns have the Bailiffs of the Courts made under Rule 93, Form 126 ? total amount of suitors' money paid into Court ; total amount of suitors' money paid out of Court ; total aggregate of Clerk's and Bailiff's fees in the above suits.
- No. 25 ... Report of *L'Institut Canadien Français de la Cité d'Ottawa*. (Not Printed.)
- No. 26 ... Return, showing the number of High Schools in operation during the year 1876 ; number and location of such schools as have been ordered to be closed during the present year, and the reason of such closing.
- No. 27 ... Return, exhibiting the amount expended by the Government of Ontario during and since the summer of 1868 up to the present time on Colonization Roads in the District of Algoma (other than in that part of the District known as the Grand Manitoulin Island), showing the different roads made or undertaken, and the sums expended thereon each year.
- No. 28 ... Report of the Inspector of Division Courts for the Province of Ontario, for the year 1876.
- No. 29 ... Copy of Contract under which the Printing of the House and of the Public Departments is being performed ; also copies of all correspondence, Orders in Council, or other documents relating to an alteration in the said Contract.
- No. 30 ... Report of the Ontario School of Art. (Not Printed.)
- No. 31 ... Statement of all property belonging to the Endowment of the University of Toronto, University College, and Upper Canada College ; Statement of the income derived from said property from 1867 to 1876 inclusive, showing separately the income of each year ; also, the annual expenditure in detail of said funds respectively during the same period.
- No. 32 ... Copies of the Minutes of all meetings of the Senate of the University of Toronto, held during the year 1874, 1875 and 1876, relating to the affiliation of Medical Schools in the University of Toronto.

- No. 33 ... Report of Commissioner of Agriculture on the Products, Manufactures, &c., of Ontario exhibited at the International Exhibition, Philadelphia, 1876.
- No. 34 ... Annual Return of the Ontario Mutual Life Assurance Company, for the year ending January 20th, 1877. (*Not Printed.*)
- No. 35 ... Correspondence between the Government of the Dominion and the Government of Ontario relating to the transfer of the River Trent Works to this Province by the Dominion Government.
- No. 36 ... Papers relating to the Rockwood Asylum.
- No. 37 ... Correspondence relating to appointments to the Magistracy of Essex. (*Not Printed.*)
- No. 38 ... Correspondence respecting claims made to the reward offered for the apprehension of the Murderers of Thomas Scott.

CONTENTS OF PART IV.

- No. 39 .. Correspondence regarding money received by the late Judge Wilson.
- No. 40 ... Copies of the Reports made by the Provincial Secretary and the Inspector of Prisons, regarding the internal management of the Central Prison, as the result of any investigation by them, together with a copy of the evidence taken upon the investigation.
- No. 41 ... Return of Correspondence and Papers relating to the following Railways :— Hamilton and North Western; Belleville and North Hastings; Credit Valley; Erie and Huron; Huron and Quebec; Kingston and Pembroke; Lake Simcoe Junction; London, Huron and Bruce; L'Orignal and Caledonia; Midland; Montreal and City of Ottawa; Norfolk; North Simcoe; Prince Arthur's Landing and Kaministiquia; Prince Edward County; South Western; Stratford and Huron; Toronto, Grey and Bruce; Victoria; Wellington, Grey and Bruce; Whitby and Port Perry.
- No. 42 ... Return of all Licenses granted for the manufacture or sale of Spirituous Liquors for 1875 and 1876. (*Not Printed.*) Also, Report of the Provincial Secretary, on the working of the Tavern and Shop License Act, for the year 1876.
- No. 43 ... Report of the Council of University College, Toronto, for 1876. (*Not Printed.*)
- No. 44 ... Special Report on the Ontario Educational Exhibition at Philadelphia.
- No. 45 ... Return relating to Timber Licenses.
- No. 46 ... Return relating to trials for Felonies and Misdemeanours for 1876.
- No. 47 ... Return relating to Timber-dues in the Districts of Muskoka and Parry Sound.
- No. 48 ... Return of the Coroner's inquisition, evidence given thereon, and finding of the jury in the case of James Syke, or Schyler, who died in the Central Prison, Toronto, on or about the 26th July, 1875; also, of the Coroner's inquisitions, evidence given thereon, and finding of the jury in the cases of all other prisoners who have died in the Central Prison, together with any reports of the Prison Surgeon thereon.

-
- No. 49 .. Statement of the Returns forwarded to the office of the Provincial Secretary of all fees and emoluments received by the Registrars of Ontario for the year 1876, made in accordance with the provisions of the Statutes of Ontario, 31 *Vic.* cap. 20, sec. 74.
- No. 50 .. Municipal Statistics of the Counties, Cities and Towns in the Province of Ontario. (*Not Printed.*)
- No. 51 ... Report of the Immigration Department for 1876.
- No. 52 ... Return from all the Municipalities in the Province, in which Municipal Elections were held in January, 1877, of the extra cost of holding the elections by reason of the Ballot Box Act, as applicable to Municipal Elections. (*Not Printed.*)
- No. 53 ... Return, showing the amount paid by the several Cities, Towns and Incorporated Villages, for Police service; and also from the several Counties, Cities, Towns and Incorporated Villages, the several amounts paid to Constables for the year 1875.
- No. 54 ... Statement of the Affairs of the Toronto House Building Association, for 1876. (*Not Printed.*)
- No. 55 ... Copies of all Correspondence relating to the Sunday Schools of the Province, and the supplying them with books from the Educational Depository. (*Not Printed.*)
- No. 56 ... Statement of all estates, moneys and properties which have come into the hands of the Government, or of the Inspector of Asylums and Prisons, belonging to the inmates of the various Asylums of the Province, giving the names of the parties; also the dates of receipts of money in detail, showing also where such moneys are deposited, and to what credit. (*Not Printed.*)
-

PUBLIC ACCOUNTS

OF THE

PROVINCE OF ONTARIO,

FOR THE

YEAR ENDING 31ST DECEMBER,

1875.

Laid before the Legislative Assembly, by Command.



Toronto :

PRINTED BY HUNTER, ROSE & CO., 25 WELLINGTON STREET WEST.
1876.

To His Honour the Honourable Donald Alexander Macdonald, Lieutenant-Governor of the Province of Ontario.

MAY IT PLEASE YOUR HONOUR :

The undersigned has the honour to present to your Honour the PUBLIC ACCOUNTS of the Province of Ontario, for the year ending 31st December, 1875.

Respectfully submitted.

ADAM CROOKS,

Treasurer.

TREASURY DEPARTMENT, ONTARIO,
Toronto, December 31st, 1875.



CONTENTS.

	PAGE.		PAGE.
ADMINISTRATION OF JUSTICE :—		DEPARTMENTAL EXPENSES :—	
Court of Chancery—Salaries.....	45	Lieutenant-Governor's Office	28
Do of Queen's Bench do	46	Executive Council do	29
Do of Common Pleas do	47	Attorney-General's do	29
Court of Error and Appeal	47	Treasury Department	31
Practice Court	47	Secretary and Registrar's Office	34
Deputy Clerks of the Crown and Pleas—		Public Works Department	35
Salaries	57	Agriculture	36
Criminal Justice—Criminal Prosecutions	49	Immigration	37
Do Administration of ...	47	Inspection of Institutions	41
Do Special Services	51	Queen's Printer	42
Miscellaneous Justice	51	Crown Lands Department	39
Deals and other Contingencies	54		
Repairs, Osgoode Hall	54	CROWN LANDS EXPENDITURE :—	
Police Service	53	Salaries and Expenditure of Travelling	
		Agents	114
AGRICULTURE :—		Surveys	116
Electoral Division Societies, grants to ..	97	Refunds	122
Mechanics' Institutes	99	Inspections	116
Mechanics Institutes' Inspection	100	Board of Examiners, Land Surveyors ..	114
Agricultural Association	99	Agents' Salaries, Commission and Dis-	
Fruit Growers' Association, &c	99	bursements	114
DOMA TAXES :—		COLONIZATION ROADS :	
Statement of moneys received	22	Expenditure	111
EXPENDITURES :—		CONSOLIDATED REVENUE FUND :	
Balance Sheet, 1874	9	Statement of account on 31st December,	
Unexpended	159	1874	14
Overexpended	159		
Open Accounts on 31st December, 1874	12	COLLEGE OF TECHNOLOGY :—	
		Maintenance	86
MILITARY GOVERNMENT :—			
Government House	28	DRAINAGE DEBENTURES	
Lieutenant-Governor's Office—Salaries	28		25
Executive Council Office do	29	EXPENDITURE :—	
Attorney-General's Office do	29	Statement of	9
Treasury Department do	31		
Secretary and Registrar's Office do	33	EDUCATION :—	
Public Works Department—Salaries ..	35	Education Office—Salaries	54
Department of Agriculture	36	Do Expenses	55
Do Immigration	37	Normal and Model School—Salaries ..	62
Inspection Public Institutions	41	Do do Expenses ..	63
Crown Lands Department—Salaries ..	38	Depository—Salaries	56
Miscellaneous	42	Council of Public Instruction	61
Queen's Printer	42	Libraries, Apparatus and Prizes—De-	
Inspection of Registry Offices	41	tails of Expenditure	58
Do Division Courts	41		
Do County Offices	41		

	PAGE.		PAGE.
EDUCATION—Continued.		MECHANICS' INSTITUTES—Continued.	
High School Inspection	66	Grants to	99
Collegiate Institutes	65	Inspection of	100
<i>Journal of Education</i>	57	PUBLIC INSTITUTIONS, MAINTENANCE :	
Examiners	83	Toronto Lunatic Asylum	83
Public School Inspection	75	London Lunatic Asylum	84
Public Schools	66	Deaf and Dumb Institute	85
Poor Schools	77	Kingston	84
High Schools	64	Blind Institute	85
Separate Schools	71	Central Prison	85
Superannuated Teachers	77	Reformatory	84
Museum	57	School of Agriculture	86
Normal Schools, Ottawa	64	School of Practical Science	86
HOSPITALS AND CHARITIES :—		PUBLIC BUILDINGS :	
Aid to	102	Toronto Lunatic Asylum	103
IMMIGRATION		London do	103
	87	Hamilton Asylum	103
INVESTMENTS		Reformatory	103
	26	Central Prison	104
Interest on	17	Deaf and Dumb Institute	104
LAW STAMPS :		Blind Institute	105
Statement of Moneys received	23	Agricultural Farm	105
LICENSES :		Do College, Guelph	106
Statement of	18	School of Practical Science	106
LITERARY AND SCIENTIFIC INSTITUTIONS :—		Normal and Model Schools, Toronto ..	107
Grants to	101	Normal School, Ottawa	107
LEGISLATION :—		Osgoode Hall	107
Salaries	42	Government House	107
Repair to Buildings	43	Court House and Gaol, Sault Ste. Marie	108
Indemnity to Members	45	Do and Lock-up, New District	108
Sessional Messengers, Writers and Pages	44	PUBLIC WORKS :—	
Postages and cost of House Post Office.	44	Washago Road	110
Stationery, including Printing Paper,	44	Muskoka River Works	109
&c.	44	Lock, Mary and Fairy Lakes	108
Printing, Binding, and Circulating the	44	Roads in Ryerson	110
Statutes	44	Settlers' Homestead	108
Parliamentary Library	44	Otonabee River Works	108
Expenses	43	Balsam River Works	109
LAW SOCIETY :—		Port Carling Bridges	109
Account—Statement of	154	Scugog River Works	110
LAND IMPROVEMENT FUND		Surveys and Inspections	110
Do do Details of	141	Maintenance of Locks	111
MISCELLANEOUS		Drainage Works	127
	91	Colonization Roads	111
MUNICIPALITIES' FUND		RAILWAY AID FUND	
Do do Details	130	Do Subsidy Fund	152
MUNICIPAL LOAN FUND :—		REFORMATORY PRISON	
Receipts	16		84
MECHANICS' INSTITUTES :—		REFUNDS :—	
	16	Education	117
	16	Crown Lands	122
	16	REVENUE :—	
	16	Casual Revenue	20

REVENUE—Continued.	PAGE.	STATEMENT—Continued.	PAGE.
Fines and Forfeitures.....	20	Interest on Investments.....	17
Lunatic Asylums	9	Licenses.....	18
Reformatory	9	Casual Revenue	20
Education	9	Algoma Taxes	22
Dominion of Canada	9	Law Stamps	23
Crown and Clergy Lands	9	Education Office	24
Licenses	9	Drainage Debentures	25
Consolidated Municipal Loan Fund....	9	Investments	26
Algoma Taxes	9	Expenditure	28
Interest on Investments.....	9	East Wing Repairs	32
Law Stamps	9	Lunatic Asylum, Toronto	83
TATIONERY :—		Deaf and Dumb Institution	85
Account—Statement of	98	Institution for the Blind	85
Supplied the different Departments and Offices	155	Lunatic Asylum, London	84
TATEMENT :—		Central Prison	85
Balance Sheet—Receipts and Payments during the year	9	School of Agriculture	86
Consolidated Revenue Fund on 31st of December, 1874	14	Do Practical Science	86
Balances of Open Accounts on 31st De- cember, 1874.....	11	Reformatory Prison	84
Consolidated Municipal Loan Fund— Receipts—Old Account	15	Municipalities' Fund Account.....	129
Consolidated Municipal Loan Fund— Receipts—New Account.....	16	Do do Distribution.....	130
		Educational Expenditure, details.....	155
		Land Improvement Fund	155
		Railway Aid Fund	150
		Do Subsidy.....	152
		Surplus Distribution	145
		Stationery supplied various Departments	155
		Law Society	154
		Balances of Appropriations	159
		Unforeseen and Unprovided.....	157
		Comparative Statement	164

No. 1.

BALANCE SHEET, showing the Receipts and Payments of the Treasurer of Ontario during the year 1875, with the Cash Balances on 1st January and 31st December.

RECEIPTS.	\$	cts.	\$	cts.	PAYMENTS.	\$	cts.	\$	cts.
Cash Balance, as per Statement No. 1 of 1874.....			171,184	08	CONSOLIDATED REVENUE FUND.				
CONSOLIDATED REVENUE FUND.					<i>As per Statement No. 14.</i>				
From Grammar School Lands	8,936	32			For Civil Government	155,526	16		
From Crown Land Sales	80,014	41			For Colonization Roads	103,511	89		
From Woods and Forests	449,354	75			For Legislation	66,263	43		
From Casual fees, &c.	580	62			For Administration of Justice	219,462	91		
Municipal Loan Fund old debt, per Statement No. 4	818	54			For Asylums and other Institutions Maintenance	277,314	12		
Interest on Investments, per Statement No. 6	232,101	06			For Central Prison	39,594	80		
Licenses, per Statement No. 7	107,590	10			For Reformatory, Pentangulshene	21,794	00		
Casual Revenue, per Statement No. 8	24,178	85			For Agricultural College	18,380	83		
Algebra Taxes, per Statement No. 9	5,045	45			For College of Technology	5,626	76		
Law Stamps, per Statement No. 10	63,950	93			For Immigration	94,060	53		
Educational Department, per Statement No. 11	57,808	25			For Agriculture, Scientific and Mechanics' Institutes	94,444	83		
Central Prison	412	50			For Hospitals and Charities	52,346	16		
Reformatory	4,874	01			For Education	503,311	77		
Lunatic Asylum, Toronto	15,155	92			For Education Refunds	1,266	95		
Do London	4,766	47			For Crown Lands Expenditure	67,249	89		
Do Rockwood	825	92			For Crown Lands Refunds	22,952	05		
Deaf and Dumb Institution, Belleville	1,056	00			For Miscellaneous	86,418	38		
Institution for the Blind, Brantford	741	48						1,829,525	46
Drainage Debentures					OPEN ACCOUNTS.				
					Lunatic Asylum, Toronto	1,014	07		
					Do London	8,213	64		
					Inebriate Asylum	45,627	50		
					<i>Carried forward</i>	54,855	21		
								1,829,525	46

No. 1.—BALANCE SHEET, showing the Receipts and Payments of the Treasurer of Ontario during the year 1875, with the Cash Balances on 1st January and 31st December.—*Concluded.*

RECEIPTS.	\$	cts.	\$	cts.	PAYMENTS.	\$	cts.	\$	cts.
<i>Brought forward</i>			1,239,846	24	<i>Brought forward</i>	54,855	21		1,829,525 46
From Agricultural Farm, Mimico, on account of sale of lots.....			1,233	04	Reformatory, Penetanguishene ..	1,451	02		
Municipal Loan Fund new debt, per Statement No. 5			651,686	95	Central Prison.....	13,837	40		
From Stationery Account.....			2,889	63	Deaf and Dumb Institution, Belle- ville	3,632	20		
To amount withdrawn from Special Deposit Account			1,988,174	38	Institute for the Blind, Brant- ford	2,583	18		
					Agricultural College and Farm, Guelph	12,946	89		
OPEN ACCOUNTS.					School of Industrial Science	1,248	33		
From Dominion of Canada	1,333,569	42			Normal and Model Schools, To- ronto	1,255	23		
From Municipalities Fund	45,171	94			Normal School, Ottawa.....	27,630	10		
From Common School Lands	56,282	30			Osgoode Hall, Toronto	2,290	96		
			1,435,023	66	Government House, Toronto, capi- tal account.....	1,022	76		
					Court House and Gaol, Sault Ste. Marie	165	77		
					Registry Office and Lock-up, New District	2,140	00		
					Washago and Gravenhurst Road..	2,161	11		
					Muskoka River Works	2,188	44		
					Lock between Mary and Fairy Lakes	1,854	31		
					Navigation, Otonabee River	3	30		
					Roads in Ryerson Township.....	752	36		
					Navigation, Cameron and Balsam Rivers	1,087	06		
					Navigation, Gull and Burnt Rivers	5,925	54		
					Bridges at Port Carling.....	1,212	08		
					Navigation, Scugog River.....	4,967	33		
					Surveys and Drainage of Swamp Lands	55,660	03		
					Public Works, Miscellaneous	5,363	79		
									206,234 40

For Drainage Debentures, as per Statement No. 12	81,736 30	
For Railway Aid Fund, as per Statement No. 22	368,050 50	
For Railway Subsidy Fund, as per Statement No. 23	49,283 50	
For Municipalities Fund, as per Statement No. 15	55,351 05	
For Land Improvement Fund, as per Statement No. 17	28,099 73	
For Surplus Distribution, as per Statement No. 21	986,243 48	
For Investments, Special Deposits, as per Statement No. 13		1,568,764 56
Bank of Montreal, balance of Cash accounts	10,082 73	1,524,216 11
Bank of Commerce	20,798 34	
Ontario Bank	126,012 38	
Royal Canadian Bank	33,219 92	190,113 37
		5,318,853 90

W. R. HARRIS,
Accountant.

TREASURY DEPARTMENT, ONTARIO,
TORONTO, 31st December, 1875.

ADAM CROOKS,
Treasurer.

No. 2.

STATEMENT of the Balance of Open Accounts, December 31st, 1875.

	§	cts.	§	cts.
Canadian Bank of Commerce	20,798	34	31,263	44
Ontario Bank	126,012	38	122,418	07
Royal Canadian Bank	33,219	92	5,643,555	17
Bank of Montreal	10,082	73	56,400	95
Toronto General Hospital	4,000	00	754,929	13
Special deposits, City Bank of Montreal	25,000	00	8,023	41
Do Do Bank of Commerce	59,446	14	670,719	50
Do Do Ontario Bank	240,000	00	298,705	60
Do Do Bank of Hamilton	50,000	00	1,451,212	65
Do Do Dominion Bank	25,000	00		
Do Do Imperial Bank of Canada	50,000	00		
Do Do St. Lawrence Bank	90,174	31		
Do Do Royal Canadian Bank	5,450	04		
Do Do Bank of Toronto	20,873	38		
Do Do Merchants' Bank of Canada	75,000	00		
Do Do Quebec Bank	3,378	84		
Do Do Bank of Ottawa	30,067	71		
Do Do Bank of British North America	140,000	00		
Do Do Federal Bank of Canada	2,747,805	01		
Investment Account	175,465	59		
Drainage Debentures	4,031	49		
Stationery Supply Account	20,273	65		
Arbitration	33,717	92		
Public Works—Miscellaneous	2,000	00		
Improvement of Navigation, Trent River	208,513	78		
Toronto Lunatic Asylum	114,600	32		
Government House	5,127	50		
Registry Office, Minden	98,396	25		
Parliament Buildings	4,727	28		
Osgoode Hall	130,464	88		
Deaf and Dumb Institute	299,521	30		
Surveys and Drainage of Swamp Lands	1,157	74		
Registry Office and Gaol, Muskoka	13,723	37		
Court House and Gaol, Algoma	26,240	39		
Lock, Cameron and Balsam Lakes	410,612	16		
London Lunatic Asylum	36,945	96		
Lock, Kossseau River	30,892	72		
Lock at Young's Point	47,924	94		
Improvement of Navigation, Scougog River				

Institution for the Blind, Brantford	127,874 34
Improvement of Navigation, Kaminstiquia River	22,865 02
Cut, Lakes Joseph and Rosseau	9,995 75
Reformatory, Penetanguishene	18,966 40
Improvement of Navigation, Sydenham River	2,136 26
College of Technology	58,775 98
Agricultural Farm, Mimico	47,111 46
Do and College, Guelph	115,435 19
Normal and Model Schools, Toronto	18,453 02
Central Prison	442,713 31
Improvement of Navigation, Pigeon River	4,959 62
Do do Nottawasaga River	5,915 09
Registry Office and Lock-up, Parry Sound	2,638 97
Do do Thunder Bay	7,307 98
Roads in Eyerson	5,636 02
Muskoka River Works	12,848 70
Inebriate Asylum, Hamilton	100,628 30
Normal School, Ottawa	89,819 13
Lock, Mary and Fairy Lakes	19,821 04
Otonabee River Works	2,520 55
Portage du Fort Bridge	4,997 99
Lock-up, Bruce Mines	2,268 79
Port Carling Bridges	3,046 99
Washago Road	32,800 34
Surplus Distribution	2,347,345 07
Gull and Burnt River Works	17,687 75
Total	9,037,227 92

9,037,227 92

Total

ADAM CROOKS,
Treasurer.

W. R. HARRIS,
Accountant.

TREASURY DEPARTMENT, ONTARIO,
TORONTO, December 31st, 1875.

No. 3.

STATEMENT of the Consolidated Revenue Fund, including the items transferred to it, to 31st December, 1875.

1875.	—	\$ cts.	1875.	—	\$ cts.	\$ cts.	\$ cts.
Dec. 31.	To Expenditure, as per Statement No. 1 ..	1,829,525 46	Jan. 1.	By Balance, as per Statement No. 3, of 1874	5,201,751 32		
	To <i>Law Society of Upper Canada</i> :	14,500 00		By Receipts,	1,058,217 58		6,259,968 90
	For Allowance as an equivalent for Fees ..	28,099 73		do	9,034 39		
	To Land Improvement Fund.....	100,000 00		By <i>Municipalities Fund</i> :	110 00		
	To Railway Subsidy Fund ..	5,643,555 17		For 20 per cent. on amount collected during the year for cost of management ..			9,144 39
	To Balance carried down.....			By Refunds of 1875 ..			
				By <i>Dominion of Canada</i> :			
				Half-year's Subsidy and Special Payments, to January 1 ..	598,436 40		
				Half-year's Subsidy and Special Payments, to July 1.....	598,436 40		
				By <i>Dominion of Canada</i> :			
				Half-year's Interest on Special Funds, to January 1 ..	74,847 13		
				Half-year's Interest on Special Funds, to July 1 ..	74,847 14		
				By Balance brought down ..		5,643,555 17	
							7,615,680 36

W. R. HARRIS,
Accountant.

ADAM CROOKS,
Treasurer.

TREASURY DEPARTMENT, ONTARIO,
TORONTO, December 31st, 1875.

No. 4.

STATEMENT of the several amounts received by the Treasurer of the Province of Ontario on account of the Municipal Loan Fund Old Debts during the year ended 31st December, 1875.

FROM WHOM RECEIVED.	SERVICE.	§ cts.	§ cts.
Treasurer, Town of Barrie	On account of Interest payable in 1873	108 29	
Treasurer, Town of Niagara	do do 1874	710 25	818 54

ADAM CROOKS,

Treasurer.

W. R. HARRIS,

Accountant.

TREASURY DEPARTMENT, ONTARIO,

TORONTO, December 31st, 1875.

No. 5.

STATEMENT of the several amounts received by the Treasurer of the Province of Ontario on account of the Municipal Loan Fund New Debts during the year ended 31st December, 1875.

FROM WHOM RECEIVED.	SERVICE.	\$ cts.	\$ cts.
Canadian Bank of Commerce ..	On account of sale of debentures	10,000 00	
Do ..	do do	19,668 44	
Bank of Montreal.....	do do	6,326 15	
Do	do do proceeds of sight bill on Bank of Scotland.	365,833 34	
Ontario Bank	do do do	186,622 22	
Do	do do do	53,400 00	
			646,850 15
Treasurer, Town of Brantford ...	do interest coupons, payable in 1874.....		4,836 80
			651,686 95

ADAM CROOKS,

Treasurer.

W. R. HARRIS,

Accountant.

TREASURY DEPARTMENT, ONTARIO,

TORONTO, 31st December, 1875.

No. 6.

STATEMENT of Interest received on account of Investments during the year ended 31st December, 1875.

FROM WHOM RECEIVED.	NATURE OF INVESTMENT.	\$	cts.	\$	cts.
Hon. Receiver-General.....	Twelve Months' Dividend on \$350,000, 6 per cent. Dominion Stock to September 30 ..	21,000	00		
Do	Interest on \$500,000, 6 per cent. Dominion Bonds to September 30 ..	30,000	00		
Do	do £150,000, 5 per cent. Dominion Debentures to July 1	36,500	00		
Do	do £250,000, 5 per cent. Dominion Bonds to July 1	60,513	62	148,013	62
Bank of Montreal	Interest on 5 per cent. Special Deposits to 31st December, 1875	4,726	56		
Canadian Bank of Commerce	do	14,414	12		
Merchants Bank of Canada	do	568	49		
Dominion Bank	do	3,462	91		
Quebec Bank	do	4,606	16		
Ontario Bank	do	18,282	26		
Imperial Bank	do	599	32		
City Bank of Montreal	do	2,500	00		
Bank of Hamilton	do	5,697	54		
Federal Bank	do	3,157	54		
Bank of Toronto	do	3,939	05		
St. Lawrence Bank	do	16,658	70		
Royal Canadian Bank	do			79,221	97
Canadian Bank of Commerce.....	On account of Interest on Drainage Debentures to 31st December, 1875			4,865	47
				232,101	06

ADAM CROOKS,
Treasurer.

W. R. HARRIS,
Accountant.

TREASURY DEPARTMENT, ONTARIO,
TORONTO, December 31st, 1875.

No. 7.

REVENUE received by the Treasurer of Ontario on account of Licenses during the year 1875.

DIVISION.	ISSUER.	City Tavern Licenses	Town Tavern Licenses	Township Tavern Licenses	Vessel.	City Shop Licenses	Town Shop Licenses	Township Shop Licenses	Saloon.	Pawn-brokers' Licenses	Wholesale.	Total No. of Licenses sold.	Total amount received.
Algona.	J. M. Hamilton			11	3			3				17	\$ 437 10
Brant	John Cameron		34	34					4			96	2,021 00
Do	W. S. Campbell		1				22				2	1	23 50
Bruce	W. Gunn		18	101			11	11				141	2,260 70
Carleton	E. Sherwood		79	79				8				87	1,226 70
Durham, West	Robert Armour		6				2	3				30	498 20
Do East	James H. Ford		5	22	1		7	4	1		2	42	991 70
Dundas.	J. P. Cryser			5								5	70 50
Essex.	S. S. Macdonell		31	62			20	5	7		6	131	2,373 50
Elgin.	A. McIntyre		27	57			11	13				134	2,321 80
Frontenac	Samuel Shaw	65		79	1	20	3	3	10		3	185	3,741 20
Glengarry	L. McDougall			34			6	13				53	662 20
Greenville	W. J. Scott		14	31			5	6	3			59	1,067 00
Grey	W. Armstrong		24	90			12	4				132	2,227 80
Haldimand	J. R. Martin			83				13				96	1,353 60
Halton	W. L. P. Eager		11	47			4	1				63	1,029 30
Haliburton	Charles D. Curry			7				1				8	112 80
Hamilton City	R. F. Keays.	75	25			72			10	1		133	4,534 40
Hastings	A. Diamond		24	72			10	11	4		2	123	2,197 60
Huron	D. Lizars		30	96			18	10	2			156	3,468 60
Do	Ira Lewis		2	34			5	4				47	
Kent	M. Weir		37	81			15	19		4	2	157	2,791 80
Lambton	J. P. Bucke		18	64	1		13	20	3			118	2,011 60
Lanark, North	John Menzies			27								32	484 10
Do South	Charles Rice.		11	23			7	3			1	45	822 50
Leeds	O. Jones		15	69			4	8	4		1	101	1,677 78
Lennox and Addington	J. B. McGruin		8	38	1		4	4				35	902 40
Lincoln	John McKeown		38	45			27	5	4			119	2,364 10
London City	W. C. L. Gill						35				2	151	3,355 80
Middlesex	Charles Hutchinson.	65	10	163		39	7	26	10			207	3,083 20
Muskoka District	T. N. Boyerman.		18						1			18	985 20
Niagara Town	G. B. Boyle		11	5	1		5					22	474 70
Norfolk	C. C. Rapelle			74			3	3				80	1,156 20
Northumberland, East	H. Purdy		30	15			3	10				40	562 45.
Do West	W. H. Eyre		19	30			6		4			44	930 60
Ottawa City	W. F. Powell	104				74	74		10		7	269	5,671 60
Ottawa, North	A. D. Williams			54			14					68	959 60

Oxford	35	64	19	6	3	127	2,551 20
Peel	7	78	4	11	1	101	1,546 18
Perth	58	74	21	4	3	160	3,055 00
Peterborough	30	38	9	7	4	88	1,640 30
Prince Edward	7	16	3	6	1	27	479 40
Prescott	40	40	4	6	1	51	605 25
Parry Sound District	1	1	1	1	1	1	69 38
Do	4	4	4	1	4	19	268 00
Russell	18	18	1	1	1	134	1,936 40
Renfrew	102	102	12	23	2	235	3,849 30
Simcoe	41	155	4	5	50	50	849 76
Stornont	11	30	12	12	28	391	15,708 40
Toronto City	289	109	128	10	6	37	655 60
Thunder Bay District	16	25	5	3	2	72	1,290 70
Victoria	23	45	10	10	13	169	2,528 00
Waterloo	112	112	10	13	4	174	2,979 80
Welland	38	109	15	26	3	226	3,769 40
Wellington	58	144	10	9	2	128	2,133 80
Wentworth	15	88	8	15	78	107,590 10	987 00
York, North	55	55	8	15	78	5,829	
Total	746	3,001	513	411	114	11	78

W. R. HARRIS,
Accountant.

ADAM CROOKS,
Treasurer.

TREASURY DEPARTMENT, ONTARIO,
TORONTO, 31st December, 1875.

No. 8.

STATEMENT of Casual Revenue received by the Treasurer of the Province of Ontario, during the year ended the 31st December, 1875.

FROM WHOM RECEIVED.	SERVICE.	\$ cts.	\$ cts.
J. P. Wells	Sheriff of the Counties of Prescott & Russell, fines and forfeitures	47 50	
O. T. Pruyn	Sheriff of the Counties of Lennox and Addington, fines and forfeitures	94 87	
R. Gibbons	Sheriff of the County of Huron, fines and forfeitures	61 75	
G. Taylor	do Hastings, do	20 90	
J. Gillespie	do Prince Edward, do	28 50	
G. Davidson	do Waterloo, do	19 59	
W. F. Powell	do Carleton, do	5 70	
R. Hobson	do Welland, do	38 00	
J. Maughan	do Grey, do	47 50	
J. Mercer	do Kent, do	95 00	
W. Fergusson	do Frontenac, do	380 00	
J. Smith	do Brant, do	95 00	
E. Deedes	do Norfolk, do	71 25	
J. McEwen	do Essex, do	194 25	
F. W. Jones	do York, do	266 00	
N. G. Reynolds	do Ontario, do	4 75	
E. C. Thomas	do Wentworth, do	87 75	
R. Broddy	do Peel, do	19 00	
R. Martin	do Haldimand, do	62 32	
G. Kempt	do Victoria, do	42 75	
J. Hossie	do Perth, do	66 50	
J. Morris	do Renfrew, do	1 00	
J. A. Hall	do Peterborough, do	66 50	
J. Woodruff	do Lincoln, do	19 00	
C. Munro	do Elgin, do	19 00	
W. Sutton	do Bruce, do	200 00	
A. G. Hill	Stipendiary Magistrate, Niagara Falls, fines	1,125 10	
D. D. Van Norman	do Thunder Bay, do	185 70	
George Green	County Attorney, Peel, do	4 80	
James Hough	Clerk of Assize, do	20 00	
J. Davidson	Justice of Peace, Silver Islet, do	45 00	
C. Cornwall	do Escott, do	1 00	
J. M. Savage	Registrar, Algoma, fees		3,436 34
Joseph Dicke,	Inspector of Division Courts, from		219 80
	James Reid, Clerk 4th Division Court, County of Hastings	19 30	
	C. Clark, Clerk 1st Division Court, Counties of Northumberland and Durham	34 60	
	J. Smith, Clerk 2nd Division Court, County of Ontario	44 50	
	For value of stamps omitted to be affixed to papers in their Courts.		98 40
Hunter, Rose & Co.	On account of <i>Gazette</i>		10,200 00
John Notman	On account of sale of stamp cancellors		186 00
Do	do Statutes		323 70
Do	Accountant Legislative Assembly—fees received by him for Private Bills		3,235 00
W. H. Bowlby	County Attorney, Waterloo—unclaimed moneys in 5th Division, County of Waterloo		9 16
W. Edwards	Rent of Music Hall		617 00
Hon. Prov. Secretary	Fees received in Secretary's Office, viz :		
	34 Commissions under Great Seal, at \$13 00	442 00	
	35 do Privy Seal, at 8 00	280 00	
	91 Judicial and Notarial Certificates, 1 00	91 00	
	<i>Carried forward</i>		18,325 40

0. 8.—STATEMENT of Casual Revenue received by the Treasurer of the Province of Ontario, during the year ended the 31st December, 1875.—*Concluded.*

FROM WHOM RECEIVED.	SERVICE.	\$ cts.	\$ cts.
	<i>Brought forward</i>		18,325 40
on. Prov. Secretary....	Fees received in Secretary's Office, viz. : 5 Charters of Incorporation, 5 00..... 35 do do 30 00..... 7 do do 40 00..... 2 do do 50 00..... 8 do do 60 00..... 1 County Court Certificate, 2 00..... 1 Superior do 2 00..... 2 Exemplifications of Judgments, 2 00..... 1 do do 2 50..... 2 do do 4 00..... 1 do do 5 00..... Registrar General	25 00 1,050 00 280 00 100 00 480 00 2 00 2 00 4 00 2 50 8 00 5 00 1 00	
on. Prov. Registrar ..	Fees received in Registrar's Office, viz. : 8 Exemplifications of Patents, at \$8 25..... 28 Certified Copies of do 2 50..... 3 Certificates of do 50..... 27 Searches, 25..... 1 Exemplification of Patent, 16 00..... 1 Certified Copy of do 4 00.....	66 00 70 00 1 50 6 75 16 00 4 00	2,772 50
on. Prov. Secretary....	On account of Marriage License Fees		164 25 2,916 70
			24,178 85

ADAM CROOKS,
Treasurer.

W. R. HARRIS,
Accountant.

TREASURY DEPARTMENT, ONTARIO,
TORONTO, 31st December, 1875.

No. 9.

STATEMENT showing the several amounts received by the Treasurer of Ontario, on account of Taxes on Patented Lands in the District of Algoma, during the year ended 31st December, 1875.

FROM WHOM RECEIVED.	SERVICE.	§ cts.	§ cts.
W. J. Handyside	On Account of Taxes	17	04
Mining Co. Black Bay	do	63	84
G. D. Ferguson	do	60	97
John Cochrane	do	15	22
G. Wilson	do		48
J. M. Easterling	do	8	47
W. J. Cooper	do	76	70
Mrs. C. N. Welsh	do	16	80
J. G. Murray	do	25	81
J. H. Morris	do	34	62
H. Walker & Sons	do	101	92
F. C. Clemow	do	22	20
J. J. Vickers	do	112	76
E. E. Williams	do	4	20
C. R. Graham	do	7	25
E. S. Griffin	do	2	03
W. McDonald	do	1	22
A. H. Nicolay & Co.	do	8	00
S. M. Jarvis	do	5	80
W. M. Moore	do	16	86
Angus Islet Mining Co.	do		08
J. P. Hodgson	do	34	56
Kivas Tully	do	26	28
E. R. O'Brien	do	40	17
George Ley	do	9	41
Morris, Harris & McBride	do	227	07
G. McKeown	do	4	20
Joseph Price	do	13	64
G. W. Warner	do	25	46
J. M. Hamilton	do	4,062	39
	Collector of Taxes, Algoma		
			5,045 45

W. R. HARRIS,
Accountant.

ADAM CROOKS,
Treasurer.

TREASURY DEPARTMENT, ONTARIO,
TORONTO, December 31st, 1875.

No. 10.

STATEMENT of Revenue Received on Account of Law Stamps, during the year ended 31st December, 1875.

COUNTY.	DISTRIBUTOR.	Paid for Law Stamps.	Total.
		\$ cts.	\$ cts.
Algoma District	Edward Biggins	6 40	
Grant	G. R. Van Norman	969 00	
Bruce	Thomas Dixon	741 75	
Charleston	Robert Lees	2,888 00	
Elgin	James Stanton	285 00	
Essex	S. S. Macdonell	356 25	
Do	F. E. Marcon	285 00	
Frontenac	A. S. Kirkpatrick	855 00	
Grey	C. McFayden	114 00	
Do	A. Frost	416 10	
Hastings	C. L. Coleman	787 80	
Hamilton	J. R. Martin	285 00	
Halton	John Dewar, jun.	475 00	
Huron	Ira Lewis	1,092 50	
Kent	M. Weir	780 90	
Simcoe	J. P. Bucke	569 05	
Wellington and Addington	W. A. Reeve	380 00	
Peels and Grenville	S. Reynolds, jun.	779 00	
Parry Sound	Charles Rice	644 10	
Northumberland	John McKeown	665 00	
North York	C. Hutchinson	2,817 25	
Ontario	John Bangs	15 60	
Orchardton	J. D. Armour	1,548 50	
Orford	C. C. Rapelje	546 25	
Oxford	F. R. Ball	798 00	
Perth	J. E. Farewell	787 55	
Prendergast	George Green	380 00	
Prince Edward	P. Low	235 60	
Prescott and Russell	J. W. Marston	285 00	
Perth	M. Hayes	878 75	
Peterborough	C. A. Weller	593 75	
Perth	H. H. Loucks	472 90	
Perth, Dundas and Glengarry	James Dingwall	950 00	
Perth	J. R. Cotter	1,196 50	
Perth	A. P. Devlin	579 50	
Perth	W. H. Bowlby	475 00	
Perth	L. D. Raymond	883 50	
Perth	H. W. Peterson	1,428 10	
Perth	B. E. Osler	2,777 33	
Perth, Surrogate Court	W. Cayley	627 00	
Perth	W. W. Baldwin	32,300 00	
Total			63,950 93

W. R. HARRIS,
Accountant.

ADAM CROOKS,
Treasurer.

TREASURY DEPARTMENT, ONTARIO,
TORONTO, December 31st, 1875.

No. 11.

STATEMENT of the Receipts of the Education Department during 1875.

SERVICE.	PARTICULARS.	AMOUNT.	
		\$ cts.	\$ cts.
Normal and Model Schools	Fees from Model School Pupils	8,276 00	
	Interest on \$1,100 Dominion Stock to 30th September, 1875	66 00	
	do on Debiture	12 00	8,354 00
Depository	Sales of Maps, Apparatus, Prizes and Libraries.....		36,307 99
Superannuated Teachers	Subscriptions during the year	12,704 18	
	Interest on \$2,000 Dominion Stock	120 00	12,824 18
<i>Journal of Education</i>	Subscriptions and Advertisements		148 36
Office Contingencies	Postage Stamps, proceeds		173 72
	Total.....		57,808 25

W. H. HARRIS,
Accountant.

ADAM CROOKS,
Treasurer.

TREASURY DEPARTMENT, ONTARIO,
TORONTO, 31st December, 1875.

No. 12.

STATEMENT of Amounts invested in Drainage Debentures during the year ended
31st December, 1875.

Date.		\$	cts.	\$	cts.
1875.					
January 27	To amount paid to the Township of Raleigh	928	80		
	do do Dunwich	1,716	00		
March 1	do do Willoughby	1,565	00		
	do do Raleigh	3,722	92		
	do do Tilbury, East	6,554	00		
	do do Harwich	2,117	00		
	do do Dover, East and West	6,774	00		
	do do Adelaide	600	00		
April 1	do do Enniskillen	7,335	00		
20	do do Gosfield	3,045	00		
	do do Mersea	13,000	00		
June 9	do do Hay	2,000	00		
July 10	do do Mosa	3,770	00		
	do do Brooke	3,735	00		
September 9	do do Dover	935	40		
October 20	do do Southwold	1,089	00		
November 23	do do Enniskillen	3,250	00		
	do do Raleigh	5,598	18		
	do do Dover	3,977	00		
	do do Dawn	2,200	00		
	do do Aldborough	391	00		
December 8	do do do	3,098	00		
	do do Hay	1,400	00		
	do do Camden	2,935	00		
				81,736	30

W. R. HARRIS,
Accountant.

ADAM CROOKS,
Treasurer.

TREASURY DEPARTMENT, ONTARIO,
TORONTO, 31st December, 1875.

No. 13.

STATEMENT of Investments made during the year ended 31st December, 1875, showing also the present state of the Investment Account.

TO WHOM PAID.	NATURE OF INVESTMENT.	Total Amount.	Total Amount.
		\$ cts.	\$ cts.
Bank of Montreal	Special Deposits, bearing interest at 5 per cent.	350,000 00	
Canadian Bank of Commerce	do	309,446 74	
Ontario Bank	do	300,000 00	
Royal Canadian Bank	do	210,000 00	
Bank of British North America.	do	30,067 71	
Quebec Bank	do	25,000 00	
Federal Bank	do	220,000 00	
City Bank	do	25,000 00	
Imperial Bank	do	25,000 00	
Merchants' Bank.	do	20,873 38	
Bank of Ottawa	do	3,378 84	
Bank of Toronto	do	5,450 04	
			1,524,216 11
	<i>Memorandum as to Amounts Invested.</i>		
	Amount of Investments made in 1868.	850,000 00	
	do 1869.	705,471 68	
	do 1871.	1,132,333 33	
		2,747,805 01 (a)	
	Amount of Special Deposits, December 31st, 1874.	1,328,348 69	
	do made during 1875, as per above Statement	1,524,216 11	
		2,852,564 80	
	Less Amounts withdrawn to meet Railway Aid Payments, Surplus Distribution, Current Expenditure, &c., viz.:		
Bank of Montreal	Bank of Montreal	400,000 00	
Ontario Bank	Bank of Commerce	550,000 00	
Royal Canadian Bank	Ontario Bank	200,000 00	
Bank of Toronto	Royal Canadian Bank	300,000 00	
Dominion Bank	Bank of Toronto	100,000 00	
Quebec Bank	Dominion Bank	103,174 38	
Federal Bank	Quebec Bank	50,000 00	
Merchants' Bank	Federal Bank	80,000 00	
St. Lawrence Bank	Merchants' Bank	50,000 00	
	St. Lawrence Bank	35,000 00	
		1,988,174 38	
		864,390 42	
			3,612,195 43

(a) Composed of—		
Dominion 6 per cent. Bonds purchased June 5, 1868	500,000 00
do do do Stock purchased October 28, 1868	350,000 00
do 5 do do Debentures purchased March 2, 1869	705,471 68
do 5 do do Bonds purchased July 19, 1871	1,192,363 33
		<u>2,747,805 01</u>
(b) Composed of Special Deposits now in—		
Canadian Bank of Commerce	59,446 14
Ontario Bank	240,000 00
Dominion Bank	50,000 00
Bank of Toronto	5,450 04
Royal Canadian Bank	90,174 31
Quebec Bank	75,000 00
Bank of Hamilton	50,000 00
St. Lawrence Bank	50,000 00
Merchants' Bank of Canada	20,873 38
Federal Bank of Canada	140,000 00
City Bank of Montreal	25,000 00
Imperial Bank	25,000 00
Bank of Ottawa	3,378 84
Bank of British North America	30,067 71
		<u>\$804,340 42</u>

ADAM CROOKS,
Treasurer.

W. R. HARRIS,
Accountant.

TREASURY DEPARTMENT, ONTARIO,
TORONTO, 31st December, 1875.

No. 14.

STATEMENT of Expenditure made by the Provincial Treasurer on account of the Province of Ontario, during the year ended 31st December, 1875.

TO WHOM PAID.	SERVICE.	\$ cts.	\$ cts.	\$ cts.
CIVIL GOVERNMENT.				
DEPARTMENTAL SALARIES.				
<i>Lieutenant-Governor's Office.</i>				
F. C. Law.....	Four months' salary as Private Secretary, to 30th April, 1875.....	378 99		
H. Hopkirk.....	do do 31st July, 1875.....	187 90		
W. F. Grant.....	do do Five.....	438 11		
R. G. P. Hillier.....	do do Twelve Messenger.....	400 00		
			1,400 00	
<i>Departmental Expenses.</i>				
Joseph Lesslie.....	Postage.....		159 69	
Montreal Telegraph Co.....	Telegrams.....		57 97	
Do.....	do.....		2 43	
Hunter, Rose & Co.....	Printing.....		18 79	
Jno. Noman.....	Stationery.....		148 60	
Woodward & Grant.....	do.....		28 70	
G. N. Tackabury	Directories, maps, &c.....		12 00	
Fisher & Taylor.....	do.....		2 50	
T. P. Powell.....	do.....		25	
Sundry newspapers.....	Subscriptions, &c.....			
C. Puder.....	Furnishings.....		3 75	
E. Hay & Co.....	do.....		5 85	
G. Hillier.....	do.....		1 60	
Sundry persons.....	Cab Hire.....		11 20	
W. N. Alger.....	Military escort.....		63 48	
F. C. Law.....	Services.....		87 18	
			37 07	
			188 33	
				684 18

2,084 18

GOVERNMENT HOUSE.

Expenses.

T. J. Harris.....	Services as Gardener.....	432 00
Thos. Pickle.....	do Assistant do.....	90 00
P. Carpenter.....	do do do.....	262 53
J. Martin.....	do Caretaker.....	90 00
Geo. Beasant.....	do do.....	275 00
Toronto Water Co.....	Water supply.....	265 00
Consumers' Gas Co.....	Gas do.....	952 95
P. Burns.....	Fuel.....	1,618 44
Geo. Evans.....	Tinsmithing, &c.....	90 30
T. Lalor & Sons.....	Repairs, &c.....	36 80
J. Ritchie & Son.....	do.....	203 68
T. Lalor, jun.....	do.....	37 30
W. Miligan.....	Painting, &c.....	66 22
J. Murphy.....	Plastering.....	4 50
R. Jones.....	Bricklaying.....	63 20
J. Ryan.....	Cartage.....	89 00
L. Glynn.....	Clearing snow.....	75 00
G. Duhie.....	do.....	27 00
Pay lists.....	Men employed house cleaning.....	303 61
F. Patterson & Son.....	Hardware.....	33 24
J. B. Smith.....	Hammer.....	171 86
Wm. Briggs.....	Repairs.....	42 52
Wm. Rennie.....	do.....	1 35
James Adams.....	do.....	8 00
Riley & May.....	do.....	2 00
James Fleming.....	Flowers, seeds, &c.....	38 83
F. Richardson.....	do.....	64 68
G. Leslie & Sons.....	do.....	3 75
W. H. Sparrow.....	Furnishings.....	9 50
J. Paxton.....	do.....	5 00
T. J. Harris.....	Stationeries.....	11 50

5,464 76

EXECUTIVE COUNCIL AND ATTORNEY-GENERAL'S OFFICE.

Hon. O. Mowat.....	Twelve months' salary as Attorney-General and Premier.....	4,000 00
J. G. Scott.....	do Clerk to Executive Council.....	2,800 00
H. Kinloch.....	do Secretary to do.....	750 00
Thos. Brough.....	do do do.....	239 08
G. B. Nicol.....	do Clerk, Attorney-General's Department.....	700 00
E. H. Hewaril.....	do do.....	500 00
M. Currie.....	do Messenger.....	160 00

9,149 08

9,149 08

Carried forward.....

Civil Government.—Continued.

TO WHOM PAID.	S E R V I C E.	\$	cts.	\$	cts.	\$	cts.
<i>Brought forward.....</i>							
EXECUTIVE COUNCIL AND ATTORNEY-GENERAL'S OFFICE.—Continued.							
<i>Departmental Expenses.</i>							
Joseph Lesslie.....	Postage.....	306	98				
Montreal Telegraph Co.....	Telegrams.....	173	90				
Denison Do.....	do.....	139	49				
Hunter, Rose & Co.....	Printing.....			620	37		
Jno. Notman.....	Stationery.....			247	63		
R. Carswell.....	Books for Library.....	136	46			315	30
Hart & Rawlinson.....	do.....	49	55				
Rowse & Hutchinson.....	do.....	14	48				
Willings & Williamson.....	do.....	11	50				
Brown Brothers.....	Letter books, &c.....	40	90			211	99
Woodward & Grant.....	Stamping paper.....	2	75				
G. N. Tackabury.....	Directories, maps, &c.....	24	00				
Fisher & Taylor.....	do.....	4	00				
Walker & Miles.....	do.....	5	00				
T. P. Powell.....	do.....		75				
Sundry newspapers.....	Subscriptions.....			77	40		
Toronto Water Co.....	Water.....	12	00			254	00
Consumers' Gas Co.....	Gas.....	29	22				
F. Burns.....	Fuel.....	226	29				
Mrs. Helen Crawford.....	Rent.....	40	37			267	51
P. Peterson & Sons.....	Hardware.....	20	88			658	75
J. B. Smith.....	Lumber.....						
R. Hay & Co.....	Furnishings.....	58	00			61	25
Fulton, Michie & Co.....	do.....	4	40				
G. Harrison.....	do.....	4	10				
N. L. Piper & Son.....	do.....	8	50				
Jas. Brown.....	do.....	30	00				
J. M. Adams.....	do.....	21	25				
John Kay.....	do.....	3	75				

Henry Graham & Co.....	do	13 06	143 06	
G. & E. Evans.....	Tinsmithing.....	47 27		
J. Ritchie & Son.....	Repairs.....	2 25		
T. Lador & Sons.....	do	22 95		
N. B. Malcolm.....	do	5 40		
W. Milligan.....	Painting.....	28 30		
R. Jones.....	Bricklaying.....	11 10		
J. Brockup.....	Chimney sweeping.....	1 00		
R. Phillips.....	Cartage.....	4 00		
M. Smith.....	To pay sundries.....	122 27		
A. Smith.....	Office cleaning.....	63 34		
Sundry persons.....	Car hire.....	141 89		
		180 00		
M. Smith.....	Services as housekeeper.....			
H. C. Wetley.....	Copying.....	23 20		
A. T. Deacon.....	do	9 00		
John Power.....	Services.....	84 80		
		117 00		3,481 96
				12,631 04
TREASURY DEPARTMENT.				
Hom. A. Crooks.....	Twelve months' salary as Treasurer.....	3,200 00		
W. R. Harris.....	do	1,800 00		
Henry Tutton.....	Accountant.....	1,200 00		
A. T. Deacon.....	Clerk.....	1,200 00		
Henry Alley.....	do	1,000 00		
A. J. Ratray.....	do	900 00		
P. Simser.....	do	800 00		
Hom. W. Cayley.....	do and Messenger.....	499 98		
C. H. Sproule.....	Auditor.....	2,000 00		
	Book-keeper, Audit Branch.....	1,100 00		
		12,469 98		
<i>Departmental Expenses.</i>				
Joseph Lesslie.....	Postage.....	683 78		
Sundry persons.....	Postage stamps.....	21 25		
Montreal Telegraph Co.....	Telegrams.....	31 11		
Dominion Do	do	26 90		
Hunter, Rose & Co.....	Printing.....			
Jno. Norman.....	Stationery.....			
Rolph, Smith & Co.....	Cheque books.....			
G. N. Tackabury.....	Directories, maps, etc.....	12 00		
Fisher & Taylor.....	do	15 00		
T. P. Powell.....	do	30		
Walker & Miles.....	do	5 00		
E. C. Allen.....	do	40		
	Carried forward.....	32 90		
		1,826 95		
				20,179 98

Civil Government.—Continued.

TO WHOM PAID.	S E R V I C E.	\$	cts.	\$	cts.	\$	cts.
	<i>Brought forward</i>	1,826	95	12,499	98	20,179	98
	<i>CONTINGENCIES.—Continued.</i>						
	<i>Departmental Expenses.—Continued.</i>						
Hart & Rawlinson	do	19	80				
H. E. Clarke	Furnishings	5	50			52	70
Brown Brothers	do	1	20				
Sundry persons	Cab hire					6	70
Expressa Co.	Charges					6	50
Sundry newspapers	Subscriptions, &c.					4	00
W. Stewart	Services	180	00			78	39
C. M. Edwards	do	136	00				
J. McNeil	do	30	25				
F. H. Portas	do	81	20				
Hon. A. Crooks	Travelling expenses	427	45			427	45
		34	00			34	00
	<i>EAST WING, PARLIAMENT BUILDINGS.</i>						
	<i>Repairs, Furnishings, Fuel, Gas, Water, &c.</i>						
G. & E. Evans	Tinsmithing, &c.	325	66				
W. Miligan	Painting	150	80				
John Ritchie & Son	Repairs	52	96				
T. Lalor & Son	do	6	00				
R. Jones	Bricklaying	4	80			540	22
R. Hay & Co.	Furniture	55	20				
James Hathaway	do	31	69				
John Kay	Carpeting	177	56				
Henry Graham & Co.	do	100	15			364	50
P. Paterson & Son	Hardware	15	47				
J. B. Smith	Lumber	22	16				
H. Miller & Co.	Paints	6	00				
						2,436	69
						14,936	67

Crawford & Smith	do	28 38	
H. Miller & Co.	do	9 30	
H. Piper & Co.	do	5 25	
G. Harrison	do	3 00	
W. Brydon	do	2 85	
J. E. Ellis & Co.	Repairing clocks	68 78	
P. Burns	Fuel	507 81	6 00
Consumers' Gas Co.	Gas	31 50	
Toronto Water Co.	Water	169 00	
C. Burns	Ice	68 50	776 81
G. Duthie	Clearing snow	13 33	
J. O'Malley	Repairing and relaying carpets	38 37	
P. O'Brien	Cartage	18 92	
A. McDonnell	Office cleaning	18 60	89 22
Do	Services as Housekeeper	600 00	
M. Power	do Fireman	400 00	1,000 00
P. Scully	do Grounds	175 41	
John Simser	do do	135 50	310 91
James Malloy	do Labourer	30 00	
J. Emmons	do do	12 50	
T. Harvey	do do	4 20	46 70
SECRETARY AND REGISTRAR'S DEPARTMENT.			
Hon. A. McKellar	Seven months' salary as Secretary and Registrar, to 31st July, 1875	1,866 66	
Hon. S. C. Wood	do do do 31st December, 1875	1,333 34	
I. R. Eckhart	do do do do	1,600 00	
R. S. Brodie	do do do do	900 00	
J. B. McLachlin	do do do do	700 00	
F. Jones	do do do do	350 00	
J. F. C. Ussher	do do do do	1,200 00	
Geo. Hobbs	do do do do	750 00	
John A. Innes	do do do do	600 00	
A. Burtchell	do do do do	400 00	9,700 00
REGISTRAR-GENERAL'S BRANCH.			
H. S. Crewe	Twelve months' salary as Chief Clerk	1,000 00	
Chas. Heron	do do do do	700 00	
F. Warwick	do do do do	700 00	
J. M. Ridley	do do do do	700 00	
J. W. Hetherington	do do do do	700 00	
			3,800 00
<i>Carried forward</i>			9,700 00
			38,363 42

3,246 77

Hon. A. Crooks	131 19		
Joseph Lesslie	189 94		
Hunter, Rose & Co.	1,692 69		
John Notman	16 00		
Wm. Briggs	10 50		
H. L. Piper	52 55		
Express Co.	6 30		
Sundry newspapers	56 00		
J. McNeil			
DEPARTMENT OF PUBLIC WORKS.			
To pay disbursements of District Registrars			
Postage		3,200 00	
Printing and binding		2,200 00	
Stationery		1,800 00	
Furnishing		1,600 00	
Charges		1,200 00	
Advertising		939 00	
Services		639 25	
Twelve months' salary as Commissioner			
Hon. C. F. Fraser		702 50	
K. Tully		377 25	
T. N. Molesworth		800 00	
W. Edwards		600 00	
F. T. Jones		624 00	
R. Purdom		400 00	
W. J. S. Howell			
J. C. McNabb			
R. McCallum			
M. Wilson			
J. P. Edwards			
J. D. Grant			
C. McDonald			
Departmental Expenses.			
Postage			
Joseph Lesslie	339 96		
Montreal Telegraph Co.	226 39		
Dominion Telegraph Co.	69 56		
Printing			
Hunter, Rose & Co.	635 91		
John Notman	111 37		
G. N. Tackabury	254 40		
Fisher & Taylor	6 00		
T. P. Powell	1 50		
Willing & Williamson	2 50		
F. Gibbons	1 50		
Sundry newspapers			
Subscriptions, &c.			
Lugsdin & Barnett	13 00		
Henry Graham & Co.	13 05		
G. Harrison	3 00		
C. Potter	5 75		
P. Paterson & Son	3 75		
		2,245 85	
		15,102 00	
		4,548 97	
		1,108 88	
		15,102 00	
		61,203 30	

Carried forward.....

Civil Government.—Continued.

TO WHOM PAID.	SERVICE.	\$ cts.	\$ cts.	\$ cts.
	<i>Brought forward</i>	1,168 88	15,102 00	61,293 30
	DEPARTMENT OF PUBLIC WORKS.—Continued.			
	<i>Departmental Expenses.</i> —Continued.			
Mrs. Helen Crawford.....	Rent.....			486 35
P. Burns.....	Fuel.....	775 00		36 53
Consumers' Gas Company.....	Gas.....			15 00
Toronto Water Company.....	Water.....			
G. & E. Evans.....	Tinsmithing.....			48 78
T. Laylor & Son.....	Repairs.....			74 45
J. Ritchie & Son.....	do.....			2 25
N. B. Malcolm.....	do.....			39 51
W. Milligan.....	Painting.....			56 97
R. Jones.....	Bricklaying.....	216 46		14 50
A. Smith.....	Office cleaning.....			113 26
J. Brockup.....	Chimney sweeping.....			1 50
W. Edwards.....	To pay sundries.....			27 75
Sundry persons.....	Cab hire.....			
Express Co.....	Charges.....	142 51		28 75
M. Smith.....	Services as Housekeeper.....			30
John Power.....	do Fireman.....			225 00
M. Fitzpatrick.....	do Labourer.....			106 00
		340 44		9 44
	DEPARTMENT OF AGRICULTURE.			
Geo. Buckland.....	Twelve months' salary as Secretary.....		3,210 22	18,312 22
			800 00	
	<i>Departmental Expenses.</i>			
Joseph Lesslie.....	Postage.....			60 00
Sundry persons.....	Postage stamps.....			140 10

Civil Government.—Continued.

TO WHOM PAID.	SERVICE.	\$	cts.	\$	cts.	\$	cts.
	<i>Brought forward</i>	833	76	1,600	00	80,656	79
	DEPARTMENT OF IMMIGRATION.—Continued.						
	<i>Departmental Expenses.—Continued.</i>						
A. Smith	Office cleaning	30	53				
J. Wilson	Whitewashing	1	50				
M. Fitzpatrick	Cutting wood	2	36				
J. Brockup	Chimney sweeping	50					
	Charges	34	80				
	Services as Housekeeper	6	40				
M. Smith	do	45	00				
John Power	Fireman	21	20				
	CROWN LANDS DEPARTMENT.						
	Twelve months' salary as Commissioner	3,200	00				
Hon. T. B. Pardee	do	2,800	00				
T. H. Johnson	Assistant-Commissioner	1,660	00				
George Kennedy	do	1,000	00				
Herbert A. Ford	do	2,000	00				
J. C. Tarbutt	do	1,700	00				
A. Kirkwood	Chief Clerk, Free Grants and Sales Branch	1,250	00				
A. Kirkwood	do	850	00				
J. M. Grant	do	850	00				
P. Alton	do	850	00				
J. J. Murphy	do	2,000	00				
Thos. Devine	do	1,380	00				
do	do	1,250	00				
E. Fox	Deputy Surveyor-General	1,800	00				
G. B. Kirkpatrick	do	1,100	00				
H. J. Jones	do	800	00				
J. James	Chief Clerk, Patents Branch	1,800	00				
W. H. Bell	do	1,000	00				
J. W. Bridgland	do	1,800	00				
C. Cushman	Superintendent, Colonization Roads Branch	1,000	00				
G. E. Cowper	do	2,000	00				
A. J. Taylor	Chief Clerk, Woods and Forests Branch	1,400	00				
H. G. Langlois	do	850	00				
E. G. Kirby	do	550	00				
		941	25			2,541	25

Wm. Ford	do	Accountant, Accountant's Branch	2,000 00
D. G. Ross	do	Book-keeper	1,250 00
R. H. Browne	do	Clerk	1,250 00
F. Stowe	do	do	850 00
John Murphy	do	Registrar	1,000 00
J. Bradshaw	do	Housekeeper	500 00
A. McDonald	do	Messenger	500 00
			39,130 00
<i>Departmental Expenses.</i>			
Postage	549 00		
do	300 00		
Telegrams	171 43		
do	10 63		
Printing	5 00		1,031 24
Stationery	1 60		1,015 02
Directories, &c.	24 00		1,811 31
do	2 50		
G. N. Tackabury	6 36		
W. H. Irwin	2 00		
Rowseell & Hutchinson	2 00		
E. A. Dickinson	12 00		
Fisher & Taylor			53 46
Furnishings	4 60		
do	10 00		
N. Barnhardt	10 05		
T. Mason	20 95		
Kinnear & Lang	1 10		
F. Brown	16 75		
G. & T. Teevin	40 00		
G. W. Keegan	37 50		
Hugh Miller & Co.	6 50		
C. Potter	74 75		
E. Hay & Co.	5 00		
P. Paterson & Son	8 50		
W. H. Sparrow	4 67		
Holdcroft & Kerr	2 20		
R. Walker & Sons	2 50		
F. Brown	70		246 77
Ridout & Co.			
Fuel	805 76		
Toronto Water Co.	169 00		
H. Lewis	14 00		988 76
Painting, &c.	8 50		
Sundry repairs	51 50		
T. Lalor & Son	60 00		5,146 56
<i>Carried forward</i>			39,130 00
			83,198 04

Civil Government.—*Concluded.*

TO WHOM PAID.	S E R V I C E.	\$	cts.	\$	cts.	\$	cts.
	<i>Brought forward</i>			5,146	56	39,130	00
							83,198 04
	CROWN LANDS DEPARTMENT.—Continued.						
	<i>Departmental Expenses.—Continued.</i>						
W. J. Whitton & Co.....	Sundry repairs.....		104 25				
W. Barnes.....	do.....		1 15				
J. Fitzgerald.....	do.....		4 00				
Clays & Kennedy.....	do.....		4 00				
T. Harvey.....	do.....		3 50				
G. Duthie.....	do.....		13 33				
G. Hoelguis.....	do.....		1 00				
	Cartage.....		20 15				
P. O'Brien.....	Services—Grounds.....		175 42				
P. Scully.....	do.....		135 50				
J. Simser.....							
	Services as Fireman.....		547 50				
R. Burrows.....	do.....		80 00				
Jas. Molloy.....	do.....		11 50				
R. McKee.....	Services as Night Watchman.....		456 25				
D. Kinman.....							
	Office cleaning.....						
J. Bradshaw.....	do.....						
Sundry persons.....	do.....						
Express Co.....	do.....						
Bank of Commerce.....	do.....						
Sundry newspapers.....	do.....						
Blake, Kerr & Boyd.....	Advertising, &c.....						
Edgar, Fenton & Ritchie.....	do.....		104 37				
	do.....		60 00				
	Services as Assistant Registrar.....		850 00				
W. F. Lewis.....	do.....		730 00				
J. Sale.....	do.....		730 00				
W. Revell.....	do.....		730 00				
H. C. Ross.....	do.....		730 00				
C. P. Higgins.....	do.....		730 00				
F. Leigh.....	do.....		730 00				
J. Cashman.....	do.....		730 00				
W. Schofield.....	do.....		240 00				
R. Ross.....	do.....		154 00				
				1,045 25			
				246 55			
				4 50			
				2 25			
				3 31			
				1,535 56			
				164 37			

G. W. Keegan.....	78 00				
G. Sale.....	7 66				
D. McDouall.....	1 50				
R. W. Cruice.....	20 00				
Services as Extra Clerk.....					
Copying.....					
Timber estimate ..		5,731 16		14,401 81	53,531 81
INSPECTIONS.					
<i>Inspection of Public Institutions.</i>					
J. W. Langmuir.....					
T. C. Spoble.....					
W. F. Band					
Twelve months' salary as Inspector		3,000 00			
do do		1,200 00			
do do		600 00			
Expenses.....					4,800 00
Postage.....		191 33			
Telegrams.....		33 07			
Dominion Telegraph Company		185 19			
Hunter, Rose & Co.....		165 16			
Jno. Nofman.....		8 00			
J. Robinson & Co.....		4 75			
McGillivray, Mollie & Co.....		120 00			
Henry Wallace.....		48 00			
Henry Field.....		27 00			
J. McNeil.....		13 50			
Sundry newspapers.....		81 25			
Sundry persons		650 00			
J. W. Langmuir				1,537 25	6,337 25
<i>Inspection of Registry Offices.</i>					
Hon. Sidney Smith					
Twelve months' salary as Inspector		2,000 00			
<i>Inspection of Division Courts.</i>					
Joseph Dickey.....					
Twelve months' salary as Inspector		1,400 00			
M. B. Jackson.....		107 80			
Jos. Dickey		135 35			
Travelling expenses, Inspection County Offices					
do do					
Division Courts.....					
Total salaries		\$106,172 06			
Total expenses		40,538 19			
		\$146,710 25			
<i>Carried forward.....</i>					
					146,710 25

Civil Government.—*Concluded*—Legislation.

TO WHOM PAID.	S E R V I C E.	§	cts.	§	cts.
	<i>Brought forward</i>				146,710 25
	MISCELLANEOUS.				
	<i>Gratuities.</i>				
James McKirdy	Allowance on retiring from Toronto Lunatic Asylum	2,500 00			
William Schofield	do	365 00			
Robert Ross	do	150 00			
Mrs. W. Stewart	do at death of husband, late of Crown Lands Department	60 00	3,076 00		
	Printing <i>Gazette</i>		4,200 00		
Hunter, Rose & Co.	<i>Queen's Printer's Office.</i>				
John Notman	Twelve months' salary as Queen's Printer	1,200 00			
William Gundy	do	240 00			
Joseph Lesslie	Postage	24 66			
John Notman	Stationery	75 25			
			1,539 91		
	Total Civil Government			8,815 91	
	L E G I S L A T I O N				
	<i>Salaries.</i>				
Charles T. Gillmor	Twelve months' salary as Clerk of the House	1,800 00			
J. J. Vance	do	1,200 00			
A. H. Sydney	Clerk of Private Bills	500 00			
J. M. McLanere	Clerk of Routine and Records	600 00			
S. J. Watson	do	1,200 00			
S. J. Vankoughnet	Librarian	100 00			
A. Letth	Clerk of the Crown in Chancery	1,000 00			
John Notman	Law Clerk	400 00			
Thomas Phillips	Accountant	600 00			
W. Johnson	Housekeeper	450 00			
J. Bowman	do	450 00			
W. Kennedy	do	450 00			
J. Foley	do	400 00			
J. James Wells	do	400 00			
	Fireman	450 00			
	Night Watchman	400 00			
					10,250 00

Legislation.—Continued.

TO WHOM PAID.	SERVICE.	\$ cts.	\$ cts.	\$ cts.
	<i>Brought forward</i>	5,863 46	15,587 06	155,526 16
	<i>Repairs, including Fuel, Light, &c.— Continued.</i>			
J. Adams ..	Repairing flag	4 75		
G. Duthie ..	Clearing snow	13 34		
J. Malloy ..	do	20 00		
P. O'Brien ..	Cartage	16 30		
	<i>Seasonal Writers, Messengers and Pages.</i>		5,917 85	
W. Drummond ..	Services as Writer	132 00		
J. McNeil ..	do	108 00		
G. F. Carruthers ..	do	132 00		
C. N. Edwards ..	do	90 00		
F. J. Joseph ..	do	60 00		
H. Warwick ..	do	50 00		
C. C. Robinson ..	do	21 50		
	<i>Postages.</i>		553 50	
Joseph Leslie ..	Postage	1,135 19		
Hunter, Rose & Co. ..	do	221 09		
Express Company ..	Carriage of parcels	104 10		
J. Buckley ..	do	5 00		
	<i>Stationery, Printing and Binding.</i>		1,465 38	
Hunter, Rose & Co. ..	Printing and binding	4,883 93		
Willing & Williamson ..	do	127 90		
M. Corner ..	do	214 04		
Mintern Brothers ..	do	77 70		
James Barber ..	Printing paper	2,373 47		
John Notman ..	Stationery	1,258 58		
	<i>Statutes.</i>		9,565 62	
Hunter, Rose & Co. ..	Printing and binding	2,283 55		
John Notman ..	To pay sundries	184 85		
	<i>Library.</i>		2,468 40	
E. G. Allen ..	Books, &c.	848 72		
Adam, Stevenson & Co. ..	do	516 18		
Willing & Williamson ..	do	415 02		
K. Carswell ..	do	61 00		

Hunter, Rose & Co.	47 55
George Virtue	28 50
Rowsell & Hutchinson	21 50
Fisher & Taylor	4 00
A. Piddington	13 05
J. J. Alworth	66 00
L. Denis	3 00
H. Tofen	5 00
A. S. Irving & Co.	2 00
Sundry newspapers	60 96
Express Company	143 60
G. W. Railway Co.	28 54
Collector of Customs	1 00
2,265 62	
John Notman	30,400 00
30,400 00	

<i>Indemnity to Members.</i>	
To pay Members of Legislative Assembly	
ADMINISTRATION OF JUSTICE.	
COURT OF CHANCERY.	
<i>Salaries.</i>	
Twelve months' salary as Master	3,000 00
do Taxing Officer	1,200 00
do Clerk	1,200 00
Eleven do Clerk	537 50
do Registrar	1,840 00
do Clerk	1,000 00
do do	1,200 00
do do	600 00
do do	1,000 00
do do	500 00
do Clerk of Surrogate Court	1,000 00
do Referee in Chambers	2,000 00
do Clerk	600 00
do Accountant	2,250 00
do Clerk	800 00
do Usher of Court	450 00
do Housekeeper	400 00
20,167 50	
<i>Expenses.</i>	
Postage	8 76
Sundry persons	36 50
Hunter, Rose & Co.	345 62
Printing	362 68
Stationery	21 00
Furniture	15 25
do	3 33
Furnishings	4 40
do	
850 56	
<i>Carried forward</i>	

64,263 43

221,789 57

20,167 50

850 56

Administration of Justice—Continued.

TO WHOM PAID.	S E R V I C E.	\$	cts.	\$	cts.	\$	cts.
	<i>Brought forward</i>	850	56	20,167	50	221,780	59
	COURT OF CHANCERY.—Continued.						
	<i>Expenses.</i> —Continued.						
G. Harrison.....	Furnishings.....		3 00				
Logsdin & Barnett.....	do.....		4 50				
W. H. Sparrow.....	do.....		8 78				
Polph, Smith & Co.....	Sundry repairs.....		5 30				
J. F. Ellis & Co.....	do.....		5 00				
D. Sutherland.....	do.....		35 41				
C. Burns.....	Ice.....		7 50				
J. P. Macdonnell.....	Services.....		200 00				
B. W. Murray.....	do.....		175 00				
L. Gordon.....	do.....		10 20				
A. Grant.....	Grant to Judges' Library.....		200 00	1,505	45		
	COURT OF QUEEN'S BENCH.						
	<i>Salaries.</i>						
R. G. Dalton.....	Twelve months' salary as Clerk of the Crown and Pleas.....		3,000 00				
John Small.....	Clerk.....		1,200 00				
A. McDowell.....	do.....		1,000 00				
M. C. Jarvis.....	do.....		600 00				
Alan Cameron.....	Clerk of Process.....		1,400 00				
James Alexander.....	Housekeeper.....		500 00				
A. Fleming.....	Usher and Crier.....		160 00				
C. Roe.....	Messenger.....		160 00	8,020	00		
	<i>Expenses.</i>						
Joseph Lesslie.....	Postage.....		9 00				
Sundry persons.....	Postage Stamps.....		63 12				
Hunter, Rose & Co.....	Printing.....		168 51				
John Notman.....	Stationery.....		64 65				
R. G. Dalton.....	Reports.....		10 00				
James Alexander.....	Sundries.....		119 41				
R. G. Dalton.....	Stamps, &c.....		13 00				
Do.....	Grant to Judges' Library.....		100 00				

COURT OF COMMON PLEAS				
Salaries.				
M. B. Jackson	Twelve months' salary as Clerk of the Crown and Pleas	2,500 00		
S. B. Clark	do	1,200 00		
B. T. Jackson	do	1,000 00		
F. O'Connell	do	160 00		
	Usher and Crier			4,860 00
Expenses.				
Hunter, Rose & Co.	Printing	73 58		
John Notman	Stationery	42 35		
M. B. Jackson	Postage, Express Charges, &c.	12 00		
Do	Grant to Judges' Library	100 00		227 93
SUPERIOR JUDGES AND COURT OF APPEAL.				
Hon. W. H. Draper, C.B.	Chief Justice, Court of Appeal, allowances granted by 33 Vic., cap. 5, Ont. Statutes..	1,000 00		
Hon. W. B. Richards	do	1,000 00		
Hon. J. H. Hagarth	Chief Justice, Court of Queen's Bench,	1,000 00		
Hon. J. C. Morrison	do	1,000 06		
Hon. Adam Wilson	Judge, Court of Queen's Bench,	1,000 00		
Hon. J. W. Gwynne	do	1,000 00		
Hon. Thomas Galt	Judge, Court of Common Pleas,	1,000 00		
Hon. J. G. Spragge	do	1,000 00		
Hon. S. H. Blake	Chancellor,	1,000 00		
Hon. W. Proudfoot	Vice-Chancellor,	1,000 00		
Hon. S. H. Strong	do	1,000 00		
Hon. Thomas Moss	Judge, Court of Appeal,	771 60		
Hon. G. W. Burton	do	228 40		
Hon. C. S. Patterson.	do	1,000 00		
I. Gould	do	1,000 00		
George Keegan	One month's salary as Clerk	64 25		
John Leith	Eleven months' salary as Clerk	535 75		
James Alexander	do	160 00		
A. Grant	Usher	50 00		
Hunter, Rose & Co.	Judges' Library	200 00		
John Notman	Printing	151 49		
	Stationery	65 24		14,227 73
PRACTICE COURT.				
W. B. Heward	Twelve months' salary as Clerk	1,800 00		
John Notman	Stationery	17 74		1,817 74
CROWN CRIMINAL PROSECUTIONS.				
J. D. Armour	Services, Spring Assizes, 1875, Victoria.....	32 00		
Do	do do do Peterboro'	96 00		
W. H. Bowly	do do do Waterloo	14 50		
Do	do do do Peel	46 40		
	Carried forward	188 90		51,374 04
				221,789 59

Administration of Justice.—Continued.

TO WHOM PAID.	SERVICE.	§ cts.	§ cts.	§ cts.
<i>Brought forward</i>				
CROWN CRIMINAL PROSECUTIONS.—Continued.				
B. M. Britton	do	318 00		
Do	do	319 00		
B. M. Britton	Services, Spring Assizes, 1875, Leeds and Grenville	209 00		
Do	do	120 00		
E. T. Dartnell	do	54 00		
E. Davis	do	228 40		
Do	do	276 30		
J. Dingwall	do	38 00		
J. E. Farewell	do	48 00		
Do	do	38 00		
Jas. Fleming	do	224 00		
A. Frost	do	84 00		
Alex. Gibb	do	182 00		
J. M. Hamilton	do	34 00		
G. E. Henderson	do	40 00		
Do	do	388 85		
Do	do	132 00		
Jno. Idington	do	82 00		
J. King	do	362 00		
H. H. Loucks	do	21 45		
James Magee	do	20 00		
Do	do	156 00		
C. McFayden	do	120 00		
Jas. McKewen	do	44 00		
Do	do	132 00		
Do	do	46 00		
K. Mackenzie	do	442 00		
Do	do	468 00		
Do	do	140 00		
Do	do	222 00		
Hugh McMahon	do	135 00		
Do	do	183 00		
Do	do	110 00		
J. B. McMahon	do	180 00		
Do	do	126 00		
Do	do	149 00		
		188 90	51,374 04	221,789 59

Administration of Criminal Justice.—Continued.

TO WHOM PAID.	S E R V I C E.	\$ cts.	\$ cts.	\$ cts.
	<i>Brought forward</i>	39,468 89	60,434 04	221,789 59
ADMINISTRATION OF CRIMINAL JUSTICE.—Continued.				
F. Schofield.....	Treasurer County of Leeds and Grenville, expenditure for September and December quarters, 1874, and March quarter, 1875.....	1,078 63		
E. Hooper.....	Treasurer County of Lennox and Addington, expenditure for December quarter, 1874, March and June quarters, 1875.....	1,120 05		
G. P. M. Ball.....	Treasurer County of Lincoln, expenditure for December quarter, 1874, March and June quarters, 1875.....	4,406 72		
Adam Murray.....	Treasurer County of Middlesex, expenditure for September and December quarters, 1874, March and June quarters, 1875.....	8,440 83		
Henry Groff.....	Treasurer County of Norfolk, expenditure for December quarter, 1874, March and June quarters, 1875.....	3,347 76		
50 E. A. McNachton.....	Treasurer County of Northumberland and Durham, expenditure for December quarter, 1874, March and June quarters, 1875.....	1,888 75		
William Laing.....	Treasurer County of Ontario, expenditure for December quarter, 1874, March and June quarters, 1875.....	2,217 34		
H. P. Brown.....	Treasurer County of Oxford, expenditure for December quarter, 1874, March and June quarters, 1875.....	3,048 04		
Geo. Grubban.....	Treasurer County of Peel, expenditure for December quarter, 1874, March and June quarters, 1875.....	1,237 39		
A. Montfeth.....	Treasurer County of Perth, expenditure for September and December quarters, 1874, March and June quarters, 1875.....	2,499 48		
E. Pease.....	Treasurer County of Peterboro', expenditure for December quarter, 1874, March and June quarters, 1875.....	1,494 59		
J. W. Marston.....	Treasurer County of Prescott and Russell, expenditure for December quarter, 1875, March, June and September quarters, 1874.....	937 45		
R. J. Chapman.....	Treasurer County of Prince Edward, expenditure for December quarter, 1874, March and June quarters, 1875.....	727 43		
A. Irving.....	Treasurer County of Renfrew, expenditure for September and December quarters, 1874, March and June quarters, 1875.....	1,494 09		
H. R. A. Boys.....	Treasurer County of Simcoe, expenditure for December quarter, 1874, and March quarter, 1875.....	2,783 14		
R. McDonald.....	Treasurer County of Stormont, Dundas and Glengarry, expenditure for December quarter, 1874, March and June quarters, 1875.....	1,259 23		
Hon. S. C. Wood.....	Treasurer County of Victoria, expenditure for September and December quarters, 1874, and March quarter, 1875.....	1,145 87		
J. McGlashan.....	Treasurer County of Welland, expenditure for December quarter, 1874, March and June quarters, 1875.....	9,870 56		

2,132 67	
3,060 55	
6,363 46	
11,294 16	
2,479 39	
772 40	
300 00	
233 10	
15 10	
290 00	
32 50	
25 57	
150 00	
100 00	
5 00	
75 00	
4 00	
9 00	
18 00	
111 26	
2,355 85	111,533 25

2,132 67	June quarters, 1875.
3,060 55	Treasurer County of Wellington, expenditure for September and December quarters, 1874, March and June quarters, 1875.
6,363 46	Treasurer County of Wentworth, expenditure for December quarter, 1874, March and June quarters, 1875.
11,294 16	Treasurer County of York, expenditure for December quarter, 1874, March and June quarters, 1875.
2,479 39	Treasurer City of Toronto, expenditure for September and December quarters, 1873, and March quarter, 1875.
772 40	Treasurer City of Hamilton, expenditure for September and December quarters, 1874, March and June quarters, 1875.
300 00	Administration of Justice County of Halton.
233 10	Counties of Elgin and Grey.
15 10	County of Lambton.
290 00	do Wentworth.
32 50	do Simcoe.
25 57	do do.
150 00	Counties of Lambton, Grey and Simcoe.
100 00	County of Grey.
5 00	do Wellington.
75 00	City of Toronto.
4 00	do do.
9 00	do do.
18 00	do do.
111 26	do do.
2,355 85	Transfer of prisoners to Central Prison.
	SPECIAL SERVICES.
	Services and expenses, re Campbell extradition.
	Queen v. Fitzsimmons.
	do v. Arnold.
	do v. Taylor.
	Services as Government Detective.
	Expenses in re McPherson escheat.
	Services in recapturing John Arnold.
	do do.
	MISCELLANEOUS JUSTICE.
	Deputy Clerks of the Crown and Pleas.
	Salary as Deputy Clerk of the Crown and Pleas, County of Brant, for twelve months ending 31st December, 1875.
	do Bruce.
	do Carleton.
	do Elgin.
	do Frontenac, for six months ending 30th June, 1875.
	Carried forward.

W. Reynolds.....	2,132 67
J. Kirkpatrick.....	3,060 55
J. K. McDonald.....	6,363 46
S. B. Harman.....	11,294 16
A. Stuart.....	2,479 39
J. W. Murray.....	772 40
Do.....	300 00
B. B. Osler.....	233 10
C. J. Blisset.....	15 10
W. Stark.....	290 00
W. H. Ellis.....	32 50
A. Frost.....	25 57
W. D. Petrie.....	150 00
Henry Croft.....	100 00
J. H. Richardson.....	5 00
S. James.....	75 00
H. Simellpeice.....	4 00
C. E. Ryerson.....	9 00
Thos. Short.....	18 00
J. E. Farewell.....	111 26
S. Church.....	2,355 85
John Devan.....	370 93
Christopher Robinson.....	200 00
J. W. Murray.....	150 00
James Vrooman.....	75 00
J. D. Shane.....	750 00
	18 90
	100 00
	100 00
	1,764 83
W. Rubidge.....	450 00
W. Gunn.....	450 00
James Fraser.....	450 00
T. D. Warren.....	450 00
F. O. Reilly.....	225 00
	2,925 00
	173,732 12
	221,789 59

Administration of Criminal Justice.—Continued.

TO WHOM PAID.	S E R V I C E .	cts.	cts.	cts.
	<i>Brought forward</i>	2,025 00	173,732 12	221,789 59
	MISCELLANEOUS JUSTICE.—Continued.			
	<i>Deputy Clerks of the Crown and Pleas.</i>			
W. H. Fuller	Salary as Deputy Clerk of the Crown and Pleas, County of Frontenac, for six months ending 31st December, 1875.			
F. E. Marcon	do	225 00		
F. Inglis	do	450 00		
James Lindsay	do	500 00		
W. L. P. Fager	do	400 00		
A. G. Northrup	do	400 00		
J. Y. Elwood	do	450 00		
C. D. McDonald	Huron, for nine months ending 30th Sep., 1875	385 70		
W. A. Campbell	do	113 30		
J. R. Gemmel	Kent, for three months ending 31st Dec., 1875	450 00		
C. Rice	do	450 00		
Arch. Thompson	Lambton	450 00		
Samuel Reynolds, jun.	do	400 00		
J. B. McGrin	Renfrew	500 00		
F. A. B. Clench	Leeds and Grenville	400 00		
John McBeth	Lennox and Addington	400 00		
G. C. Kapelje	Lincoln	450 00		
R. D. Chatterton	do	500 00		
J. V. Ham	Middlesex	500 00		
James Canfield	Northumberland and Durham	500 00		
J. A. Austin	Oxford	450 00		
James McFadden	do	400 00		
John Twigg	do	450 00		
G. T. Leonard	Prince Edward	400 00		
J. W. Marston	Peterborough	450 00		
R. McDonald	do	450 00		
J. C. Morrow	do	500 00		
W. Grace	Stormont, Dundas and Glengarry	500 00		
J. Colquhoun	do	450 00		
J. P. Wilson	Victoria	450 00		
James Hough	Waterloo	400 00		
S. H. Chent	Welland	400 00		
	Wentworth	500 00		

Richard Carney	Twelve months' salary as Sheriff	1,400 00	15,350 00
J. M. Hamilton	do Clerk of the Peace	800 00	
J. M. Savage	do Registrar	800 00	
Robert Laird	do do	500 00	
Richard Carney	Administration of Justice	2,740 86	
<i>District of Thunder Bay.</i>			
D. D. Van Norman	Twelve months' salary as Stipendiary Magistrate	1,200 00	
Do	Administration of Justice	1,838 69	
Andrew O'Connor	Services as Gaoler	78 40	
<i>District of Nipissing.</i>			
John Doran	Twelve months' salary as Stipendiary Magistrate	1,400 00	
Do	Administration of Justice	378 63	
<i>District of Parry Sound.</i>			
P. McCurry	Twelve months' salary as Stipendiary Magistrate	1,200 00	
Do	Administration of Justice	488 94	
W. H. Ellis	Services in <i>re</i> the Queen <i>v.</i> Tilson	50 00	
<i>District of Muskoka.</i>			
C. W. Lount	Twelve months' salary as Stipendiary Magistrate	1,000 00	
Do	Administration of Justice	257 16	
John Adams	Coroner's expenses	10 00	
<i>Free Grant Gazette</i>	Advertising	22 00	
<i>Provisional County of Haliburton.</i>			
S. S. Peck	Twelve months' salary as Stipendiary Magistrate	1,289 16	
<i>Provincial Police.</i>			
A. G. Hill	Services as Police Magistrate	969 98	
Malcolm MacDougald	do Chief of Police	584 50	
Thomas H. Young	do do in charge of Fort Erie	584 50	
Richard Harrison	do Policeman	519 00	
Thomas L. Wynn	do do	519 00	
C. M. Ward	Uniforms, &c.	281 00	
G. M. Robb & Son	do Office and travelling expenses	16 50	
A. G. Hill	do do	773 27	
<i>Carried forward</i>			209,134 25
			221,789 50

Administration of Criminal Justice.—*Concluded*.—Education.

TO WHOM PAID.	S E R V I C E.	\$	cts.	\$	cts.	\$	cts.
	<i>Brought forward</i>			209,424	25		221,789 59
	MISCELLANEOUS JUSTICE.—<i>Concluded</i>.						
	<i>Other Services.</i>						
H. A. Crooks	To pay Sheriffs, Criers and Constables, and Deputy Clerks of the Crown and Pleas, for attendance at Courts, &c.		4,958	28			
Rolph, Smith & Co.	Seals, Division Courts		60	50			
Henry Totten	150 copies, Manual on Tariff		75	00			
John Notman	Registration books for Muskoka and Timulor Bay		3,000	00			
H. W. J. H. Cameron	Grant for lighting and heating Osgoode Hall		347	47			
Henry Graham & Co.	Matting, &c., Osgoode Hall		288	90			
R. Hay & Co.	Furniture		127	26			
K. Hay & E. Evans.	Tinsmithing, &c. do		30	00			
G. G. & E. Evans.	Clearing snow do		6	25			
G. G. & E. Evans.	Locksmithing do						
T. Lador, jun.	Services in Chambers for Superior Court Judges		3,799	88			
R. G. Dalton	do framing Division Court Rules		860	00			
Judge Daniells	do do		147	00			
Judge Hughes	do do		82	00			
Judge Gowen	do do		78	00			
Judge Jones	do do		68	00			
	EDUCATION.						
	EDUCATION OFFICE.			10,338	66		219,462 91
	<i>Salaries.</i>						
Rev. E. Ryerson, D.D.	Twelve months' salary as Chief Superintendent		4,000	00			
J. G. Hodkins	do Deputy		2,800	00			
Alexander Mathing	do Chief Clerk		1,800	00			
F. J. Taylor	do Clerk of Statistics		1,200	00			
J. T. E. Stinson	do Clerk of Records		1,000	00			
W. H. Akkison	do Clerk of Correspondence		900	00			
J. H. J. Kerr	do Assistant do		440	00			
A. C. Fyall	do Clerk of References		450	00			

F. Nudel	do	Clerk	350 00
F. Caniff	do	do	116 66
J. A. Saunster	do	do	16 66
H. P. Davies	do	do	66 68
James Moore	do	Caretaker	500 00
			14,040 00
Joseph Lesslie	Postage	405 76	
Sundry persons	Postage stamps	487 22	
Hunter, Rose & Co.	Printing and binding	1,401 64	
A. Dredge & Co.	do	136 35	
Copp, Clark & Co.	Stationery, &c.	606 47	
Adam Miller & Co.	do	128 50	
J. Campbell & Son	do	99 26	
Hart & Rawlinson	do	28 66	
McGillivray, Mollie & Co.	do	10 00	
Walker & Miles	Map	20 00	
G. N. Tuckebury	do	12 00	
Rowse & Hutchinson	Law Reports	8 48	
Sundry newspapers	Subscriptions, &c.	174 90	
Hart & Rawlinson	Journals, &c.	63 60	
Rolph, Smith & Co.	Furnishings	44 00	
George Harding	do	24 09	
M. Lever	do	22 50	
J. P. G. Taylor	do	25 00	
A. Bynastin	do	24 30	
J. Macdonald & Co.	do	19 00	
F. W. Unitt	do	24 25	
Rice Lewis & Son	do	20 50	
William Tegg & Co.	do	20 63	
Ridout & Co.	do	6 50	
Brown Bros.	do	8 10	
William Booth	do	4 50	
J. Clements & Son	do	8 31	
W. H. Sparrow	do	3 30	
J. H. Hamlin	Shelving	19 45	
Henry Graham & Co.	Carpeting	80 60	
W. Elliott	Painting and Glazing	64 60	
John Rogers	Carpenter work	56 28	
P. M. Morphy	Repairing Clocks	20 00	
P. Burns	Fuel	338 75	
Toronto Water Co.	Water	34 00	
H. M. Wilkinson	Express Charges, Telegrams, &c.	98 61	
W. H. Atkinson	Travelling Expenses	19 98	
S. A. Marling	do	9 00	
Rev. Dr. Ryerson	do	107 70	
			4,686 79
Carried forward			14,040 00
			441,252 50

Expenses.

Education.—Continued.

TO WHOM PAID.	SERVICE.	\$	cts.	\$	cts.	\$	cts.
	<i>Brought forward</i>	4,686	79	14,040	00	441,252	50
	EDUCATION OFFICE.—Continued.						
	<i>Expenses.—Continued.</i>						
J. G. Hodgins	Travelling Expenses,	92	30				
James Green	Services Consolidating School Acts,	350	00				
D. Black	do Extra Clerk	58	32				
	do Law Costs	87	65				
	DEPOSITORY.						
	<i>Salaries.</i>						
S. P. May	Twelve months' salary as Clerk of Libraries,	1,400	00				
H. M. Wilkinson	Assistant do	800	00				
George Barber	Despatch Clerk	208	32				
S. A. May	do	291	68				
do	Clerk of Sales	152	07				
S. B. Sykes	do	212	93				
W. Sweeten	Clerk of Stores	400	00				
R. J. Bryce	Clerk of Stock	365	00				
S. B. Sykes	Clerk of Invoices	125	00				
J. A. Sangster	do	41	67				
R. L. Cathron	do	104	17				
J. A. Sangster	do	170	83				
F. Cunniff	Copying Clerk	16	66				
F. R. Alley	do	20	83				
R. L. Cathron	do	20	81				
F. R. Alley	do	66	66				
H. Davies	Junior Clerk	40	00				
A. J. Lobb	do	53	31				
J. Lemon	do	365	00				
	Messenger			4,855	00		
	<i>Expenses.</i>						
Joseph Leselie	Postage,	477	33				
Hunter, Hoise & Co.	Printing, &c.	355	04				
C. Potter	Furnishings	28	00				
M. Lever	do	11	50				

J. B. Carter	do	10 00	
Henry Graham	do	10 00	
W. Williamson	do	5 40	
Adam Miller & Co.	do	14 95	
A. A. Miller	do	56 20	
J. Campbell & Son	do	281 63	
T. Taylor & Bro.	do	255 03	
John Rogers	do	45 90	
John Clements & Son	do	117 10	
W. Elliott	do	174 97	
Geo. Harding	do	410 00	
P. Burns	do	33 00	
Toronto Water Co.	do	472 95	
N. Meehan	do	52 11	
Pontener Bros.	do	120 72	
H. M. Wilkinson	do	18 03	
S. P. May	do	61 52	
D. Bleak	do		3,021 98
JOURNAL OF EDUCATION.			
Hunter, Rose & Co.	Printing	1,855 17	
J. B. Webb	Engravings, &c.	37 00	
C. A. Scadding	do	23 75	
Rochester Printing Company	do	8 12	
J. A. Fowler	do	8 00	
E. Lever	Furnishings	25 80	
H. M. Wilkinson	Postage stamps	27 71	
Sundry newspapers	Subscription	108 96	
MUSEUM.			
E. Pell	Plaster Work	331 05	
W. Elbott	Painting	452 78	
J. Clements & Son	Glass case, &c.	392 25	
G. Harding	Glass jars	149 00	
W. Armstrong	Paintings	100 00	
Rev. S. Ross	Magazines, Maps, &c.	3 20	
G. Virnie	do	10 00	
E. Stanford	do	47 32	
D. Appleton & Co.	do	5 00	
G. N. Tackabury	do	12 00	
Hart & Rawlinson	do	10 75	
E. J. Potter	do	72 76	
Walker & Miles	do	15 00	
H. M. Wilkinson	do	20 77	
Sundry newspapers	Subscriptions	15 67	
Cameron & Ferguson	Subscriptions	32 35	
John Rogers	Books, &c.	175 56	
			29,286 55
<i>Carried forward.</i>			441,252 50

Education.—Continued.

TO WHOM PAID.	S E R V I C E.	\$ cts.	\$ cts.	\$ cts.
	<i>Brought forward</i>	1,845 46	29,286 55	441,252 50
	MUSEUM.—Continued.			
E. J. Palmer.....	Portraits.....	80 00		
J. Fowler.....	Printing.....	9 00		
Hunter, Rose & Co.....	do.....	5 50		
C. A. Scadding.....	Engraving.....	26 00		
Chapman & Hall.....	Sundries.....	41 45		
A. Brimstin.....	do.....	40		
J. B. Carter.....	Repairs.....	29 25		
P. Burns.....	Fuel.....	416 48		
Toronto Water Company.....	Water.....	33 00		
N. Meahan.....	Carriage.....	27 04		
M. Marshall.....	Services as Caretaker.....	200 00	2,713 58	
	MAPS, APPARATUS, LIBRARY AND PRIZE BOOKS.			
	Sundry supplies.....	5,566 23		
Gopp, Clark & Co.....	do.....	1,337 68		
Adams, Stephenson & Co.....	do.....	5,814 49		
W. Warwick.....	do.....	1,141 09		
Hunter, Rose & Co.....	do.....	1,407 85		
C. Potter.....	do.....	1,867 06		
E. J. Potter.....	do.....	2,116 23		
F. Worne & Co.....	do.....	2,321 59		
G. Routhledge & Sons.....	do.....	1,039 67		
T. Nelson & Sons.....	do.....	1,311 96		
Joseph Farn.....	do.....	1,220 39		
J. D. Triggs.....	do.....	1,119 52		
D. & J. Sadler & Co.....	do.....	568 36		
Ward, Lock & Tyler.....	do.....	329 61		
S. W. Partridge & Co.....	do.....	102 00		
Wm. Drysdale & Co.....	do.....	365 59		
Wm. Drysdale & Co.....	do.....	340 31		
Daddy, Ishister & Co.....	do.....	317 50		
Sealey, Jackson & Halliday.....	do.....	306 40		
Pontener Bros.....	do.....	116 88		
C. Smith & Son.....	do.....	244 30		
J. G. Witte & Bro.....	do.....	116 88		
A. & C. Black.....	do.....	197 30		

McMillan & Co.	do	182 96
Geo. Bell & Sons.	do	832 66
J. Campbell & Son.	do	591 87
Adam Miller & Co.	do	159 17
W. Williamson.	do	322 80
R. Carter & Bros.	do	183 69
Sampson Low & Co.	do	151 39
Morgan & Scott.	do	489 96
McPherson, Ross & Co.	do	131 43
London Book Society.	do	465 22
William Tegg & Co.	do	464 78
Lovell Printing Company.	do	187 99
Lockwood & Co.	do	565 52
Harper Bros.	do	169 88
Jarrod & Sons.	do	647 03
W. & A. K. Johnston.	do	317 60
Gall & Inglis.	do	548 55
Jas. Nisbet & Co.	do	239 85
Cassell, Petter & Galpin.	do	278 24
Brewer & Tilsenston.	do	453 00
J. S. Rogers.	do	337 26
Chapman & Hall.	do	430 10
American Tract Society.	do	303 61
W. & R. Chambers.	do	144 82
Wm. Blackwood & Sons.	do	537 17
W. P. Nimmo.	do	265 76
Burns, Oates & Co.	do	141 70
Edmondston & Douglas.	do	164 62
Dodd & Mead.	do	415 01
G. Philip & Son.	do	68 40
T. Freeman.	do	70 07
American Printing House Co.	do	18 60
Rev. A. J. O'Reilly.	do	83 61
Brown Bros.	do	84 00
Rolph, Smith & Co.	do	18 00
Jas. Delaney.	do	77 12
J. Blackwood & Co.	do	16 76
Groombridge & Sons	do	18 00
Burford & Deharats	do	12 50
F. W. Coate & Co.	do	82 33
Oliver & Boyd.	do	30 93
Wm. Macintosh.	do	29 56
Virvée, Spalding & Paldy	do	78 43
John Young.	do	19 61
E. J. Palmer.	do	18 39
Hodder & Stoughton	do	72 69
Chatto & Windus.	do	31 98
Benrose & Co.	do	12 95
Sainson, Kennedy & Gemmill.	do	

Carried forward.....

441,252 50

32,000 13

40,873 21

Education.—Continued.

TO WHOM PAID.	SERVICES.	cts.	cts.	cts.
	<i>Brought forward</i>	40,873 21	32,000 13	441,252 50
	MAPS, APPARATUS, LIBRARY AND PRIZE BOOKS.—Continued.			
Perkins' Instruction for the Blind	Sundry supplies	11 35		
Printing House for Blind, Louisville	do	56 11		
Walker & Miles	do	38 25		
American Bible Society	do	27 92		
Cameron & Ferguson	do	62 46		
Mareus Ward & Co.	do	62 28		
A. S. Barnes & Co.	do	79 98		
Hart & Rawlinson	do	5 35		
J. B. Carter	Map Mounting	4,671 57		
S. F. May	Colouring Maps	812 55		
F. Hodgins	do	397 50		
J. A. Fowler	do	13 00		
J. G. Hodgins	Reconstructing Maps	225 00		
H. M. Wilkinson	Correcting Map Proofs	50 00		
N. Meahan	Freight and Cartage	82 25		
Collector of Customs, Toronto	Customs duties	1,568 36		
Trustees	School Section No. 3 Blandford, on account books purchased	23 02		
Do	do	9 80		
Do	5 Bertie	5 36		
Do	17 Bleunheim	8 05		
Do	18 do	12 48		
Do	9 Caradoc	10 00		
Do	7 Cayuga	24 50		
Do	Carleton	52 89		
Do	12 Caradoc	9 44		
Do	4 do	5 00		
Do	12 do	12 00		
Do	5 Camden	7 00		
Do	7 Chatham	7 00		
Do	do	7 21		
Do	Chatham Gore	5 41		
Do	5 Delaware	5 39		
Do	9 Darlington	5 68		
Do	4 Dawn	10 37		
Do	2 Dorchester North	12 14		
Do	10 Emily	5 00		
Do	10 Elkfrid	6 00		
Do	1 Guelph			

Do	20 Hadfield	19 63
Do	3 Hamilton	5 04
Do	3 Huron	5 00
Do	3 Harwich	5 22
Do	14 do	4 52
Do	23 London	5 00
Do	16 do	39 76
Do	6 Lebo	19 15
Do	7 do	12 91
Do	2 do	10 65
Do	1 do	10 10
Do	3 Notawasaga	5 90
Do	3 Nelson	7 98
Do	15 Plympton	9 96
Do	4 Raleigh	40 20
Do	8 Richmond	6 00
Do	1 Sandwich East	5 01
Do	4 Sumidale	20 50
Do	4 St. Vincent	10 18
Do	6 Townsend	4 85
Do	9 Tuckersmith	5 00
Do	14 Tecumseth	19 41
Do	2 do	16 42
Do	9 do	7 59
Do	5 do	8 10
Do	2 Whitechurch	7 24
Do	6 Williams East	16 00
Do	13 York	9 98
Do	Collegiate Institute, Galt	8 17
Do	High School, Port Hope	12 96
Do	Union do Lindsay	34 47
Do	do do Fergus	51 37
Do	Public do Cobourg	24 79
Do	do do Galt	91 81
Do	do do Oakville	16 10
Do	do do Owen Sound	21 98
Do	do do Petrolia	48 98
Do	do do Hespeler	32 02
Do	do do Stratford	10 00
Do	do do	98 90
50,067 61		
Do	Travelling expenses	110 00
Do	do	70 00
Do	do	40 00
Do	do	40 00
Do	do	25 00
Do	do	285 00
Do	<i>Carried forward</i>	82,067 74
Do		441,252 50

COUNCIL OF PUBLIC INSTRUCTION.

Rev. A. Carman, D.D.
 Rev. S. S. Nettles, D.D.
 Very Rev. W. Shoelgrass, D.D.
 Right Rev. T. E. Fuller
 Rev. J. Tabaret

Education.—Continued.

TO WHOM PAID.	SERVICE.	\$	cts.	\$	cts.	\$	cts.
	<i>Brought forward</i>	285	00	82,067	74	441,252	50
	COUNCIL OF PUBLIC INSTRUCTION.—Continued.						
David Mills	Services and expenses	15	00				
E. J. Griffin	Services as Clerk	550	00				
Copp, Clark & Co.	Stationery, &c.	26	00				
D. & J. Sandler & Co.	Books, &c.	18	13				
Joseph Lesslie	Postage	40	00				
H. M. Wilkinson	Telegrams, &c.	5	30				
W. H. Swarrow	Furnishings	1	50				
George Harding	do	2	40				
W. Elliott	do	43	92				
Sundry newspapers	Advertising			992	25		
	NORMAL AND MODEL SCHOOLS.						
	<i>Salaries.</i>						
Rev. H. W. Davies	Twelve months' salary as Principal	2,000	00				
James Carlisle	do	1,500	00				
Thos. Kirkland	Mathematical Master	1,500	00				
S. Clare	Science	900	00				
W. Armstrong	Writing	400	00				
H. F. Sefton	Drawing	400	00				
H. Goudwin	Music	400	00				
William Scott	Gymnastic	300	00				
A. McPhedran	Master Boys' Model School	1,100	00				
J. L. Davidson	Assistant	900	00				
M. J. Fletcher	do	700	00				
M. Cullen	do	900	00				
A. Adams	Mistress Girls' Model School	700	00				
M. Carter	Assistant	600	00				
K. F. Haggarty	do	550	00				
E. B. Cope	do	400	00				
E. W. Butler	do	200	00				
James Forsyth	Eight months' salary as Clerk Normal and Model Schools	410	00				
John Moore	Four do	400	00				
	Twelve do	400	00				
	Assistant	400	00				
	Gardener	400	00				
	Assistant	400	00				

A. Hardwick	do	do	do	do	do	360 00
W. Annings	do	do	do	do	do	450 00
James Ryan	do	do	do	do	do	420 00
John Murphy	do	do	do	do	do	400 00
Henry Bliett	do	do	do	do	do	16,900 00
<i>Expenses.</i>						
Hunter, Rose & Co.	Printing	do	do	do	do	384 16
Educational Depository	Sundry supplies	do	do	do	do	2,590 73
E. J. Potter	Apparatus	do	do	do	do	210 79
Wm. Rennie	Statuary	do	do	do	do	210 00
W. H. Passmore	Collection of birds	do	do	do	do	100 00
Hard & Rawlinson	Furnishings	do	do	do	do	85 01
Henry Graham & Co.	do	do	do	do	do	177 97
E. Bell	do	do	do	do	do	30 35
R. Hay & Co.	do	do	do	do	do	15 00
W. H. Sparrow	do	do	do	do	do	160 63
F. P. G. Taylor	do	do	do	do	do	78 00
Copp, Clark & Co.	do	do	do	do	do	149 32
J. Rogers	do	do	do	do	do	107 94
A. A. Miller	do	do	do	do	do	22 83
C. Potter	do	do	do	do	do	18 50
J. B. Carter	do	do	do	do	do	24 35
R. A. Wood	do	do	do	do	do	19 25
Jno. Rogers	do	do	do	do	do	321 60
Jno. Clements & Son	Carpenter work	do	do	do	do	68 80
W. Elliott	do	do	do	do	do	187 78
Geo. Harding	Painting	do	do	do	do	91 04
T. Lalor & Sons	Plumbing, &c.	do	do	do	do	20 50
A. Brimstin	Repairs	do	do	do	do	19 20
P. Burns	Locksmithing	do	do	do	do	1,099 00
Toronto Water Co.	Fuel	do	do	do	do	300 00
J. Murphy	Water	do	do	do	do	15 75
W. Anning	Office cleaning, &c.	do	do	do	do	10 00
J. Ryan	do	do	do	do	do	9 63
G. Durbie	Clearing snow	do	do	do	do	39 46
R. S. Williams	Piano rent	do	do	do	do	10 00
H. M. Wilkinson	Smudries	do	do	do	do	31 77
N. Meehan	Cartage	do	do	do	do	22 15
Jas. Forsyth	Garden sundries	do	do	do	do	345 96
Wm. Rennie	do	do	do	do	do	22 65
Jas. Fleming	do	do	do	do	do	13 13
H. W. Davies	Travelling expenses	do	do	do	do	45 00
K. F. Haugarty	Services as Temporary Teacher	do	do	do	do	47 61
D. McArdle	do	do	do	do	do	37 50
Sundry newspapers	Advertising, &c.	do	do	do	do	46 50
<i>Carried forward</i>						
						7,190 06
						107,150 05
						441,252 50

Education.—Continued.

TO WHOM PAID.	S E R V I C E.	\$	cts.	\$	cts.	\$	cts.
	<i>Brought forward</i>			107,150	05	441,252	50
	NORMAL SCHOOL, OTTAWA.						
	<i>Salaries.</i>						
J. A. McCabe	Six months' salary as Principal	990	99				
W. R. Hildell	do	750	00				
John Gibson	do	750	00				
H. McKay	do	66	68				
W. C. Foster	do	50	00				
W. G. Workman	do	50	00				
E. R. Cope	do	300	00				
W. Beedlow	do	200	00				
L. Williams	do	120	00				
G. E. McEann	do	170	00				
				3,456	67		
	<i>Expenses.</i>						
Educational Depository	Books, &c.	950	26				
J. McElo	To pay freight, &c.	115	00				
N. McElean	do	10	67				
Angus & Co.	Furnishings	146	85				
Allan & Co.	do	29	50				
Russell & Watson	do	8	74				
Thomas Vincent	do	9	10				
James Hope & Co.	do	12	58				
G. R. Dougherty	do	4	00				
Copp, Clark & Co.	do	9	60				
Rolph, Smith & Co.	do	21	00				
Hunter, Ross & Co.	Printing	7	72				
Sunday newspaper	Advertisements, &c.	121	79				
W. M. Beattie & Co.	Fuel	885	87				
F. Glenmow	do	95	00				
E. Cope	Travelling expenses	100	00				
				2,518	18		
	HIGH SCHOOLS.						
	County of Brant					2,647	10
Treasurer							

Education.—Continued.

TO WHOM PAID.	S E R V I C E.	\$	cts.	\$	cts.	\$	cts.
Treasurer	<i>Brought forward</i>	2,250	00	189,857	60	441,252	50
Do	COLLEGIATE INSTITUTES.—Continued.						
Do	City of Hamilton	375	00				
Do	Kingston	375	00				
Do	Ottawa	375	00				
Do	Toronto	375	00	3,750	00		
	HIGH SCHOOLS AND COLLEGIATE INSTITUTES INSPECTION.						
J. A. McLellan.....	Twelve months salary as Inspector.....	2,000	00				
J. M. Buchan	do	2,000	00				
S. A. Marling	do	2,000	00				
Hunter, Rose & Co.	do	299	98				
Adam Miller & Co.	Printing.....	92	00				
Copp, Clark & Co.	Stationery, &c	49	13				
Joseph Lesslie.....	Postage.....	76	00				
	PUBLIC SCHOOLS.			6,517	11		
Treasurer	County of Brant	2,789	00				
Do	do Bruce.....	6,023	00				
Trustees of Public Schools	Bruce Mines	201	61				
Do	County of Carleton	4,335	00				
Do	do Elgin.....	4,423	00				
Do	do Essex	3,668	00				
Do	do Frontenac	3,550	00				
Trustees of Public Schools	Fort William	86	25				
Do	County of Gray	7,638	00				
Do	do Haldimand	3,123	00				
Do	do Halton	2,590	00				
Do	do Hastings	5,432	00				
Do	do Huron	7,946	00				
Do	do Haliburton	550	00				
Treasurer	County of Kent	4,400	00				
Trustees of Public Schools	No. 2, Korah	36	50				
Treasurer	County of Lambton	4,316	00				
Do	do Leamark	3,830	00				

Do	Leeds and Grenville	6,796 00
Do	Lennox and Addington	3,230 00
Do	Lincoln	2,504 00
Do	Middlesex	8,409 00
Treasurer of Public Schools	Mattawa	100 00
Do	County of Norfolk	4,245 00
Do	County of Northumberland and Durham	8,967 00
Do	Nipissing	100 00
Do	County of Ontario	5,417 00
Do	Oxford	5,627 00
Do	Peel	3,297 00
Do	Perth	5,167 00
Do	Peterborough	2,707 00
Do	Prescott and Russell	3,374 00
Do	Prince Edward	2,576 00
Do	Kennew	3,394 00
Do	Simcoe	8,197 00
Do	Stornont, Dundas and Glengarry	7,773 00
Trustees of Public Schools	Sault Ste. Marie	241 08
Treasurer	County of Victoria	3,813 00
Do	Waterloo	4,109 00
Do	Welland	2,705 00
Do	Wellington	6,643 00
Do	Wentworth	4,058 00
Do	York	7,532 00
Trustees of Public Schools	No. 1, Shuniah, Prince Arthur's Landing	173 55
Treasurer	Township of Melara and Wood	150 00
Do	do Monek	100 00
Do	City of Kingston	1,230 00
Do	do London	2,019 00
Do	do Ottawa	1,476 00
Do	do Toronto	6,094 00
Do	do Hamilton	3,204 00
Do	Town of Amherstburgh	126 00
Do	do Barrie	384 00
Do	do Belleville	802 00
Do	do Berlin	363 00
Do	do Bothwell	147 00
Do	do Bowmanville	448 00
Do	do Brantford	1,038 00
Do	do Brockville	571 00
Do	do Brantton	306 00
Do	do Chatham	733 00
Do	do Clifton	151 00
Do	do Cobourg	516 00
Do	do Collingwood	417 00
Do	do Cornwall	177 00
Do	do Chilton	297 00
Do	do Dundas	328 00

Carried forward

441,252 50

200,124 71

137,232 00

Education.—Continued.

TO WHOM PAID.	SERVICE.	cents.	cents.	cents.
Treasurer	<i>Brought forward</i>	197,232 00	200,124 71	441,252 50
	PUBLIC SCHOOLS.—Continued.			
Do	Town of Durham	147 00		
Do	do Galt	564 00		
Do	do Goderich	524 00		
Do	do Guolph	824 00		
Do	do Ingersoll	509 00		
Do	do Lindsay	379 00		
Do	do Listowel	146 00		
Do	do Milton	134 00		
Do	do Mesford	251 00		
Do	do Mitchell	266 00		
Do	do Napanee	437 00		
Do	do Niagara	164 00		
Do	do Oakville	177 00		
Do	do Orlino	195 00		
Do	do Owen Sound	497 00		
Do	do Orangeville	215 00		
Do	do Paris	313 00		
Do	do Palmerston	163 00		
Do	do Perth	278 00		
Do	do Peterborough	485 00		
Do	do Petrolia	392 00		
Do	do Picton	285 00		
Do	do Port Hope	756 00		
Do	do Prescott	284 00		
Do	do Sandwich	172 00		
Do	do Sarnia	367 00		
Do	do St. Catharines	812 00		
Do	do Simcoe	274 00		
Do	do St. Mary's	384 00		
Do	do St. Thomas	269 00		
Do	do Stratford	511 00		
Do	do Strathroy	476 00		
Do	do Thorold	240 00		
Do	do Tilsonburgh	236 00		
Do	do Whitley	562 00		
Do	do Walkerton	157 00		

do	Windsoor	627 00
do	Woodstock	587 00
do	Village of Arnprior	253 00
do	Ashburnham	177 00
do	Aurora	167 00
do	Arthur	97 00
do	Aylmer	132 00
do	Acton	123 00
do	Almonte	226 00
do	Ailsa Craig	86 00
do	Alliston	118 00
do	Bath	89 00
do	Bolton	118 00
do	Bradford	167 00
do	Brighton	200 00
do	Brussels	115 00
do	Burlington	123 00
do	Bracebridge	133 00
do	Caledonia	184 00
do	Cayuga	118 00
do	Chippawa	136 00
do	Clifford	122 00
do	Colborne	120 00
do	Carleton Place	178 00
do	Dunnville	215 00
do	Dresden	149 00
do	Drayton	115 00
do	Elora	178 00
do	Embro	72 00
do	Exeter	148 00
do	Fergus	220 00
do	Fort Erie	123 00
do	Forest	162 00
do	Fenelon Falls	177 00
do	Gananoque	300 00
do	Garden Island	113 00
do	Georgetown	190 00
do	Hastings	134 00
do	Harriston	147 00
do	Hawkesbury	246 00
do	Hespeler	117 00
do	Holland Landing	94 00
do	Ironlois	115 00
do	Kemptville	127 00
do	Kincardine	281 00
do	Lanark	110 00
do	Lakefield	130 00
do	Lucan	139 00
<i>Carried forward</i>		218,005 00
		200,124 71
		441,252 50

Education.—Continued.

TO WHOM PAID.	S E R V I C E.	cts.	cts.	cts.
Treasurer	<i>Brought forward</i>	218,005 00	200,124 71	441,252 50
	PUBLIC SCHOOLS.—Continued.			
do	Village of Luncknow	155 00		
do	do Markham	126 00		
do	do Merrifton	137 00		
do	do Merrickville	171 00		
do	do Mount Forest	186 00		
do	do Mill Point	126 00		
do	do Newburgh	122 00		
do	do Newbury	116 00		
do	do Newcastle	163 00		
do	do New Edinburgh	88 00		
do	do New Hamburg	148 00		
do	do Newmarket	208 00		
do	do Oil Springs	81 00		
do	do Onemee	119 00		
do	do Oshawa	362 00		
do	do Portsmouth	174 00		
do	do Port Colborne	102 00		
do	do Port Dalhousie	32 00		
do	do Preston	183 00		
do	do Parkville	168 00		
do	do Paisley	185 00		
do	do Petersville	162 00		
do	do Pembroke	138 00		
do	do Port Elgin	140 00		
do	do Port Perry	200 00		
do	do Renfrew	84 00		
do	do Richmond	71 00		
do	do Richmond Hill	115 00		
do	do Stayner	208 00		
do	do Scutorth	200 00		
do	do Smith's Falls	230 00		
do	do Starling	115 00		
do	do Streetsville	90 00		
do	do Southampton	129 00		
do	do Thamesville	116 00		

do	Teeswater	120 00
do	Trenton	105 00
do	Uxbridge	219 00
do	Vienna	87 00
do	Wallacough	177 00
do	Wardsville	80 00
do	Watford	133 00
do	Waterloo	235 00
do	Welland	166 00
do	Wellington	78 00
do	Wingham	178 00
do	Wyoming	116 00
do	Wroxeter	113 00
do	Yorkville	321 00
<i>Perry Sound District.</i>		
School Sections :		
	1, Carling and Ferguson	30 11
	1, Foley	67 05
	2, do	84 00
	3, do	10 31
	1, Humphrey	18 33
	1, Haggerman and Croft	23 08
	1, McKellar	22 95
	4, Ferguson and McDougall	9 45
	1, McDougall	77 94
	2, McDougall and McKellar	14 18
<i>Manitoulin Island.</i>		
School Sections :		
	1, Assinacook	57 61
	2, do	153 19
	1, Howland	89 61
	2, Tubbekemagh	46 59
\$ 226,326 00		
<i>SEPARATE SCHOOLS.</i>		
Trustees	City of Hamilton	756 00
do	do Kingston	398 00
do	do London	301 00
do	do Ottawa	1,723 00
do	do Toronto	2,287 00
do	Town of Amherstburg	156 00
do	do Barrie	59 00
do	do Barrie and Innisfil	74 00
do	do Belleville	271 00
do	do Brockville	182 00
do	do Berlin	44 00
<i>Carried forward</i>		6,471 00
		441,252 50

Education.—Continued.

TO WHOM PAID.	SERVICE.	s cts.	s cts.	s cts.
Trustees.....	<i>Brought forward</i>	6,471 00	426,450 71	441,252 50
	SEPARATE SCHOOLS.—Continued.			
Town of Brantford.....		159 00		
do Clifton.....		78 00		
do Cobourg.....		123 00		
do Chatham.....		187 00		
do Cornwall.....		116 00		
do Dundas.....		139 00		
do Goderich.....		67 00		
do Guelph.....		198 00		
do Ingersoll.....		79 00		
do Lindsay.....		228 00		
do Niagara.....		65 00		
do Oakville.....		75 00		
do Picton.....		61 00		
do Prescott.....		119 00		
do Paris.....		74 00		
do Peterborough.....		213 00		
do Perth.....		74 00		
do Sarnia.....		80 00		
do St. Mary's.....		58 00		
do St. Thomas.....		81 00		
do St. Catharines.....		381 00		
do Stratford.....		130 00		
do Whitty.....		39 00		
Village of Almonte.....		92 00		
do Arthur.....		45 00		
do Elora.....		44 00		
do Fergus.....		27 00		
do Newmarket.....		47 00		
do Merriton.....		30 50		
do Parkhill.....		27 00		
do Oshawa.....		111 00		
do Port Pathouste.....		65 00		
do Port Colborne.....		44 00		
do Pembroke.....		91 00		
do Preston.....		12 00		

do	Fortsmouth.....	78 00
do	Renfrew.....	43 00
do	Thorold.....	58 00
do	Trenton.....	155 00
School Sections:—		
Do	3 and 4 Auerdon.....	56 00
Do	6 and 7 Ardenest and Glenelg.....	35 50
Do	6 Arthur.....	38 00
Do	2 do.....	14 00
Do	3 Alfred.....	12 12
Do	4 and 11 Arthur.....	40 00
Do	2 Alice and Pembroke.....	22 50
Do	10 Asphodel and Percy.....	47 00
Do	4 Asphodel.....	31 00
Do	15 Brighton.....	18 00
Do	6 Biddulph.....	38 00
Do	9 do and McGillivray.....	21 00
Do	3 Bromley.....	35 00
Do	7 Colchester.....	18 85
Do	2 Carrick.....	34 00
Do	1 and 6 Carrick.....	40 00
Do	16 Charlottenburgh.....	29 00
Do	17 do.....	12 00
Do	1 Cornwall.....	41 10
Do	9 Downie.....	44 50
Do	2 Edwardsburgh.....	23 00
Do	7 Ellice.....	20 00
Do	2 Flamborough West.....	29 00
Do	5 do.....	46 00
Do	2 Glenelg.....	42 00
Do	2 Grantham.....	31 00
Do	7 Grantham.....	29 00
Do	1 Grattan.....	70 00
Do	9 Hardwick.....	28 00
Do	21 Haldimand.....	21 50
Do	4 Hawkesbury East.....	38 00
Do	7 do.....	53 00
Do	15 do.....	25 00
Do	16 do.....	18 00
Do	2 do.....	31 00
Do	16 do.....	13 00
Do	3 Holland.....	28 00
Do	2 Hullett.....	27 00
Do	12 Jamieson.....	11 00
Do	13 Lancaster.....	11 50
Do	10 Lochiel.....	173 00
Do	12 do.....	19 00
Do	4 Maidstone.....	11 34
<i>Carried forward.</i>		11,685 41
		426,450 71
		441,252 50

Education.—Continued.

TO WHOM PAID.	SERVICE.	¢	cts.	\$	cts.	\$	cts.
Trustees.....	<i>Brought forward.....</i>	11,685	41	426,459	71	441,252	50
SEPARATE SCHOOLS.—Continued.							
School Sections:—							
Do.....	3, 4 and 5 Moore.....	31	50				
Do.....	4 Mornington.....	11	28				
Do.....	3 March.....	36	52				
Do.....	7 Nepean.....	35	50				
Do.....	13 do.....	10	50				
Do.....	15 do.....	193	80				
Do.....	10 Normalby.....	33	00				
Do.....	1 Nichol.....	37	50				
Do.....	6 Oneida.....	18	00				
Do.....	15 Osgoode.....	7	00				
Do.....	6 Oxford.....	9	50				
Do.....	10 Ontabee.....	14	50				
Do.....	1 Orillia.....	49	00				
Do.....	8 Peel.....	25	00				
Do.....	1 Osgoode.....	44	00				
Do.....	9 Peel.....	7	00				
Do.....	12 do.....	47	00				
Do.....	6 Pilkington.....	24	00				
Do.....	5 Pery.....	29	00				
Do.....	6 Proton.....	15	00				
Do.....	9 Plantagenet North.....	37	00				
Do.....	12 Pery and Seymour.....	18	00				
Do.....	5 Raleigh.....	34	50				
Do.....	4 do.....	16	00				
Do.....	6 do.....	39	00				
Do.....	10 and 17 Richmond.....	24	00				
Do.....	3 Sheffield.....	58	00				
Do.....	7 Stanford.....	17	00				
Do.....	3 Sullivan.....	10	00				
Do.....	7 Sydenham.....	38	00				
Do.....	14 do.....	18	17				
Do.....	5 Sunburn.....	68	50				
Do.....	6 Stephen and McGillivray.....	90	00				
Do.....	6 Toronto Gore.....	20	00				
Do.....	7 Vespra.....	19	00				

Do	8 Windham.....	38 00	
Do	10 Williams West.....	20 00	
Do	11 do do.....	46 00	
Do	15 Wilmot.....	61 00	
Do	17 Walpole.....	11 00	
Do	1 Wawanosh West.....	21 00	
Do	4 Wolfe Island.....	58 00	
Do	1 do.....	55 00	
Do	13 Westminster.....	25 00	
Do	11 Wellesley.....	22 00	
Do	9 and 10 Wellesley.....	15 50	
Do	12 Wellesley.....	8 00	
Do	4 Young and Escott Rear.....	41 00	
Do	21 York.....	73 50	
Do	22 do.....	31 00	
Do	6 do.....	40 50	
Do	1 do.....		
Mon. A. Crooks	To pay:—		13,469 68
	Agnew, John.....	600 00	
	Alexander, William.....	551 25	
	Burt, Rev. F.....	146 25	
	Ball, J. H.....	462 50	
	Butler, A. F.....	532 50	
	Bell, James.....	208 75	
	Brehner, John.....	329 00	
	Bigg, W. R.....	425 00	
	Barrows, Fred.....	575 00	
	Blair, Rev. George.....	440 00	
	Brown, J. C.....	106 25	
	Clendinning, W. S.....	429 00	
	Carlyle, W.....	581 25	
	Dewar, Arch.....	490 00	
	Pearness, John.....	530 00	
	Ferguson, William.....	510 00	
	Fotheringham, D.....	465 00	
	Ferguson, Rev. W.....	490 00	
	Fordyce, A. D.....	512 50	
	Freer, Benjamin.....	383 75	
	Garrett, Rev. Thomas.....	286 25	
	Gordon, Thomas.....	420 00	
	Glashan, J. C.....	523 75	
	Girardot, T.....	275 00	
	Harcourt, R.....	471 25	
	Harrison, E. B.....	597 50	
	Hodgson, James.....	528 75	
	Carried forward.....	11,857 50	439,950 39
			441,262 50

PUBLIC SCHOOL INSECTION.

Education.—Continued.

TO WHOM PAID.	SERVICES.	%	%	%
<i>Brought forward</i>				
PUBLIC SCHOOL INSPECTION.—Continued.				
Hon. A. Crooks	To pay:	11,857 50	439,950 39	441,252 50
	Johnston, John	461 25		
	Jenkyns, Rev. E. H.	660 00		
	Kilgour, Rev. J.	387 50		
	Kelly, M. J.	335 00		
	Kinney, Robert	378 75		
	Knicht, J. H.	240 00		
	Kittle, R.	568 75		
	Miller, J. R.	645 00		
	McKee, Rev. W.	517 50		
	McNaughton, Alexander	370 00		
	May, Rev. John	600 00		
	McKinnon, D. J.	396 25		
	Morgan, J. C.	682 50		
	McLernald, Donald	405 00		
	Macintosh, W.	471 25		
	McBrien, James	600 00		
	Peavee, Thomas	600 00		
	Platt, G. D.	425 00		
	Reznick, H.	470 00		
	Ross, G. W.	373 75		
	Reigers, James S.	24 00		
	Smith, Joseph H.	437 50		
	Somersett, J. B.	387 50		
	Slack, H. L.	600 00		
	Scarlett, Edward	600 00		
	Steele, Thomas O.	325 00		
	Superintendent of Education	18 65		
	Tilley, John J.	561 25		
	Wadsworth, J. J.	707 50		
	Treasurer County Peterborough	325 00		
	Treasurer County Grey	140 00		
	Hunter, Rose & Co., Printing	859 43		
	James Campbell & Son, Stationery, &c.	72 98		
	Copp, Clark & Co., do	287 79		
	A. Dredge & Co., do	10 00		
	Joseph Lesslie, postage	125 00		
			26,926 60	

Treasurer	County of Bruce	155 00	
Do	do Carleton	180 00	
Do	do Frontenac	530 00	
Do	do Grey	65 00	
Do	do Haliburton	1,805 00	
Do	do Hastings	135 00	
Do	do Kent	40 00	
Do	do Lanark	580 00	
Do	do Leeds	465 00	
Do	do Lennox and Addington	500 00	
Do	do Northumberland	50 00	
Do	do Norfolk	120 00	
Do	do Ontario	165 00	
Do	do Peterborough	410 00	
Do	do Renfrew	580 00	
Do	do Russell	60 00	
Do	do Simcoe	470 00	
Do	do Victoria	1,420 00	
Do	do Wentworth	60 00	
Do	do Section 1 Assinook	90 00	
Do	do 1 Foley	50 00	
Do	do 3 Foley	90 00	
Do	do 1 Humphrey	90 00	
Do	do 1 Howland	60 00	
Do	do 1 Hazarty	60 00	
Do	do Public School, Fort William	100 00	
Do	do Section 2 Tekamah	90 00	
Do	do Public School 1 Nipissing	90 00	
To pay :-		8,070 00	
SUPERANNUATED TEACHERS.			
Hon. A. Crooks	Anslwy, Julius	104 00	
Do	Armstrong, James	146 00	
Do	Ashbury, Charles E.	104 00	
Do	Armstrong, William	265 00	
Do	Best, Alex	83 50	
Do	Burkholder, Benjamin	126 00	
Do	Burdon, Mrs. Flora	184 00	
Do	Buckland, Henry	107 00	
Do	Boyd, Bernard	104 00	
Do	Burke, John	128 00	
Do	Bodfish, James	116 00	
Do	Bradley, William	38 00	
Do	Bruce, John	118 00	
Do	Benton, James	146 00	
Do	Bell, William	62 00	
Do	Booth, Jos. D.	122 00	
		1,954 50	
		474,946 99	
		441,252 50	

Carried forward.

Education.—Continued.

TO WHOM PAID.	S E R V I C E.	§ cts.	§ cts.	§ cts.
<i>Brought forward</i>				
1,954 50				
474,946 99				
441,252 50				
Hon. A. Crooks.....				
To pay:—				
SUPERANNUATED TEACHERS.—Continued.				
Brennan, Michael.....		92 00		
Benglet, Henry.....		122 00		
Benson, William.....		134 00		
Browne, John.....		152 00		
Baldwin, Thomas.....		74 00		
Boyd, Archibald C.....		113 00		
Banks, James.....		92 00		
Buchanan, Thomas.....		116 00		
Bates, Edwin.....		44 00		
Bardeley, Henry.....		134 00		
Brown, William.....		74 00		
Brown, James.....		161 00		
Barber, Eliza.....		107 00		
Briggs, James.....		218 00		
Canning, Alex.....		80 00		
Chadwick, James.....		63 25		
Cozens, Margaret.....		26 00		
Clark, Asabel B.....		113 50		
Coe, Richard.....		71 00		
Clark, James C.....		119 00		
Cuglan, Timothy D.....		38 00		
Callaghan, Daniel.....		176 00		
Cainfield, Matthew P.....		173 00		
Corry, William.....		98 00		
Clark, Melinda.....		89 00		
Campbell, Richard.....		182 00		
Cozens, Miss Emily.....		158 00		
Caldar, Duncan.....		146 00		
Courtney, P., by T. McCaw.....		98 00		
Crawford, Mary.....		86 00		
Curry, William.....		92 00		
Chapman, John.....		56 00		
Chapman, Mrs. Angus.....		92 00		
Cooke, James.....		14 00		
Clifford, William.....		119 00		
Donald, John.....		74 00		
Dermott, William.....				

Dods, John.....	122 00
Douglas, John.....	128 00
Dorothy, Thomas.....	200 00
Duff, Hugh.....	134 00
Donovan, Patrick.....	104 00
Dickson, Robert.....	92 00
Emagoy, William.....	164 00
Elder, M. M.A.....	116 00
Ederington, Marianne.....	131 00
Elhoff, James.....	156 00
Foley, Thomas.....	74 00
Fagan, Nicholas.....	104 00
Ford, James.....	128 00
Foster, William.....	131 00
Fitzpatrick, Peter.....	140 00
Ferguson, William.....	92 00
Ferguson, John.....	80 00
Frazer, Alexander.....	188 00
Fathey, Robert.....	92 00
Fraser, John.....	56 00
Gilmer, William.....	41 50
Graham, Robert.....	128 00
Greer, Henry.....	156 00
Greerson, Elizabeth.....	107 00
Glasford, William.....	170 00
Gallagher, Michael.....	104 00
Gibbes, John.....	155 00
Gorman, William.....	104 00
Grappe, T. J.....	110 00
Gilson, Gideon.....	140 00
Gillespie, Adam.....	176 00
Graydon, John.....	110 00
Hodgson, James.....	117 00
Hyde, Levi T.....	110 00
Hildyard, William.....	128 00
Hutchins, M. M.....	131 00
Haicht, Mary Jane.....	152 00
Healy, John.....	146 00
Hicks, Walter.....	92 00
Hamilton, Robert.....	56 00
Howatson, Thomas.....	142 00
Irvine, James.....	212 00
Irvine, William.....	89 00
Isbister, John.....	128 00
Irvine, Barbara A.....	29 00
Johnston, William.....	52 00
Joyce, James.....	53 00
Janson, William Thomas.....	43 00
Jenkins, Alexander.....	104 00
.....	11,614 75
.....	474,946 99
.....	441,252 50

Carried forward.

Education.—Continued.

TO WHOM PAID.	S E R V I C E.	\$	cts.	\$	cts.	\$	cts.
Hon. A. Crooks	<i>Brought forward</i>	11,614	75	474,946	99	441,252	50
	SUPERANNUATED TEACHERS.—Continued.						
	To pay:—						
	Judge, Charles.....	98	00				
	Jordan, Robert.....	164	00				
	Jordan, Patrick.....	73	00				
	Johnson, Mrs. F.....	110	00				
	Johnson, Mrs. Rebecca A.....	86	00				
	Joneson, John.....	146	00				
	Jordan, Patrick.....	82	00				
	Kearns, William.....	146	00				
	Kee, David.....	98	00				
	Kennedy, Isabella.....	128	00				
	Kehoe, James.....	110	00				
	Kerr, Robert.....	164	00				
	Leys, James.....	98	00				
	Lewis, William.....	131	00				
	Lawson, John.....	260	00				
	Lenaten, John.....	68	00				
	Leighton, Joseph.....	35	00				
	Lamont, Mrs. Mary L.....	176	00				
	Murray, Elizabeth.....	31	00				
	McAdam, John.....	98	00				
	McIntyre, John.....	14	00				
	McIntyre, Alexander.....	140	00				
	McBain, James W.....	116	00				
	McKay, James.....	194	00				
	McNaughton, John.....	176	00				
	McLeod, Alexander.....	284	00				
	McNeillie, Thomas.....	95	00				
	McSween, Archibald.....	116	00				
	McCormick, Archibald.....	92	00				
	McKae, Daniel.....	140	00				
	Macartney, Charles.....	86	00				
	Moore, William.....	134	00				
	Martin, Robert.....	152	00				
	Maxwell, L. D.....	140	00				
	Morris, Luke.....	140	00				
	McDougall, Donald.....	110	00				
		80	00				

McLaren, Helen	122 00
McDonald, Angus	197 00
McCallum, Ralph	134 00
McGill, Daniel	164 00
McKay, Anna M.	104 00
McLeod, Norman	92 00
McRae, Hector	116 00
McGrane, W. R.	197 00
McFarlane, James	158 00
Meeds, Benjamin	137 00
Mahon, James	116 00
Mozier, Caroline F. ..	158 00
Mullern, P. G.	170 00
Monaghan, John	86 00
Middleton, Alexander ..	116 00
Milner, James	191 00
Miskelly, John	71 00
McLennan, Charles	98 00
McQueen, Timothy	128 00
McConnell, A. B. C.	8 50
McMahon, John	98 00
McGill, George	132 00
McAuliffe, Michl.	37 00
McQueen, Isabella	92 00
Newman, Timothy L.	168 00
Nowlan, John	140 00
Netlson, P. P.	96 00
Orens, James	35 00
O'Leary, Jeremiah	164 00
Paal, John	23 00
Power, Robert	137 00
Power, Andrew	98 00
Quin, John	182 00
Quin, James	104 00
Russell, Annie	44 00
Russell, Mrs. Eliza	86 00
Russell, John	176 00
Rimington, Fred	68 00
Robinson, Adam	95 00
Rosevear, Ephraim	128 00
Rooney, Robert	134 00
Reynolds, Ira	80 00
Reid, Dawson	78 00
Reynolds, George	167 00
Richards, Mary	194 00
Redmond, Edward	191 00
Robinson, John	98 00
Robinson, James	104 00

441,252 50

474,946 99

21,823 25

Carried forward.

Education.—*Concluded.*—Public Institutions Maintenance.

TO WHOM PAID.	SERVICE.	%	cts.	%	cts.
	<i>Brought forward</i>	21,823	25	474,946	99
					441,252 50
	SUPERANNUATED TEACHERS.—<i>Continued.</i>				
Hon. A. Crooks	To pay—				
	Ross, John	128	00		
	Roberts, John	92	00		
	Ridley, Wm. J.	44	00		
	Roberts, Samson	142	50		
	Rodway, Wm. Reid	22	00		
	Rothwell, Edward	158	00		
	Russell, Charles F.	105	00		
	Sheehan, Daniel S.	116	00		
	Shupson, James	56	00		
	Stewart, Peter	128	00		
	Snyder, Catharine	104	00		
	Sanders, Thomas	176	00		
	Scott, Adam	125	00		
	Smyth, Thomas C.	86	00		
	Scott, James	80	00		
	Smith, Solomon P.	55	50		
	Spence, James	17	50		
	Sullivan, Daniel	25	50		
	Thornhill, W. K.	128	00		
	Thorn, William	92	00		
	Tucker, John	122	00		
	Thomas, J. D.	80	00		
	Tyndall, Jane	122	00		
	Thorn, Mary Blount	80	00		
	Trenholm, William	131	00		
	Trew, Samuel J.	140	00		
	Tyndall, Jacob	82	00		
	Vort, John	125	00		
	Van Every, J. C.	116	00		
	Watson, William	8	50		
	Williamson, John A. G.	98	00		
	White, Thomas	138	50		
	Webster, Joshua	128	00		
	Wing, Daniel	152	00		
	Willken, George	146	00		
	Wheaton, George	131	00		

Whitfield, Thomas	50 00		
Williams, W. B. P.	116 00		
Wilson, George	84 00		
Wickham, Robert H.	82 00		
Watson, William	116 00		
Yonmans, Richard	197 00		
Youngusband, J.			26,509 25
COUNTY EXAMINATION OF TEACHERS.			
Services	300 00		
do	166 67		
do	166 67		
do	165 65		
do	100 00		
do	82 50		
do	90 00		
Medals, &c.	264 00		
Stationery, &c.	100 00		
do	109 05		
do	125 50		
do	303 39		
Printing, &c.			1,855 53
			503,311 77
PUBLIC INSTITUTIONS MAINTENANCE.			
TORONTO LUNATIC ASYLUM.			
Expenditure during the year 1875, as follows:—			
Medical Department	1,931 19		
Butchers' meat	11,333 79		
Flour	7,509 01		
Butter	5,121 02		
Groceries	7,957 23		
Fruit and vegetables	720 94		
Bedding and clothing	5,699 40		
Fuel	11,511 18		
Light	2,310 32		
Laundry	1,314 67		
Printing, postages, &c.	848 22		
Furniture and furnishing	1,922 44		
Farm	722 95		
Repairs	2,984 46		
Miscellaneous	1,305 52		
Salaries and wages	22,262 41		
			85,455 75
			85,455 75
			944,564 27

Carried forward.

Public Institutions Maintenance.—Continued.

TO WHOM PAID.	S E R V I C E.	\$	cts.	\$	cts.	\$	cts.
The Bursar	<i>Brought forward</i>			85,455	75	944,564	27
	LONDON LUNATIC ASYLUM.						
	Expenditure for the year 1875, as follows:—						
	Medical Department	2,208	48½				
	Butchers' meat	12,632	43				
	Flour.....	6,031	76				
	Butter.....	4,655	58				
	Groceries	7,708	57½				
	Fruit and vegetables	1,269	04				
	Bedding and clothing	7,767	91				
	Fuel	8,062	77				
	Light.....	2,219	40				
	Laundry	1,816	92				
	Printing, postages, &c.	907	62				
	Furniture and furnishing	1,923	05				
	Farm.....	2,003	84				
	Repairs.....	2,080	14				
	Miscellaneous	1,786	45				
	Salaries and wages	20,971	99				
				84,041	96		
	KINGSTON LUNATIC ASYLUM.						
Hon. the Receiver-General of the Dominion	Maintenance of Ontario Patients for the year 1875.....			52,195	00		
	REFORMATORY, PENETANGUISHENE.						
The Bursar	Expenditure for the year 1875, as follows:—						
	Hospital	100	89				
	Food.....	4,215	45				
	Bedding and clothing	3,359	00				
	Fuel	536	65				
	Light and cleaning	611	67				
	Furniture and furnishing	343	75				
	Farm, feed and fodder	828	44				
	Repairs.....	504	13				
	Stationery, advertising and printing, &c.	149	91				
	Workshops, tools and fixtures	194	79				
		103	17				

CENTRAL PRISON, TORONTO.

Expenditure for the year 1875, as follows:—

Hospital	133 15
Butchers' meat	4,887 19
Flour and meal	2,615 30
Groceries	3,388 22
Bedding and clothing	3,483 51
Fuel	4,116 92
Light	1,523 05
Laundry, soap, &c.	817 05
Stationery, printing, &c.	600 58
Library, schools, &c.	222 56
Furniture and furnishing	969 37
Repairs	865 52
Incidentals	823 31
Salaries and wages	15,148 47
	39,594 80

DEAF AND DUMB INSTITUTE, BELLEVILLE.

Expenditure for the year 1875, as follows:—

Medical Department	83 53
Butchers' meat, &c.	4,319 24
Flour, biscuits, &c.	1,979 83
Batter	1,555 00
Groceries	1,841 79
Fruit and vegetables	270 22
Bedding and clothing	605 88
Fuel	2,378 16
Light	1,185 03
Laundry, soap, &c.	571 07
Books and apparatus	593 64
Printing, postages, &c.	463 53
Furniture and furnishing	563 95
Farm	449 55
Repairs	395 57
Miscellaneous	1,185 36
Salaries and wages	14,464 79
	32,986 24

BLIND INSTITUTE, BRANTFORD.

Expenditure for the year 1875, as follows:—

Medical Department	69 24
Butchers' meat, &c.	2,053 76
Flour, biscuits, &c.	950 64
Butter	808 62
Groceries	1,524 77
	5,907 10

Carried forward.....

316,017 75

944,564 27

The Bursar

The Bursar

The Bursar.....

Public Institutions Maintenance.—*Concluded.*—Immigration.

TO WHOM PAID.	SERVICE.	\$	cts.	\$	cts.	\$	cts.
The Bursar	<i>Brought forward</i>	5,407	10	316,017	75	944,564	27
	BLIND INSTITUTE, BRANTFORD. — <i>Continued.</i>						
	Expenditure for the year 1875, as follows:—						
	Fruit and vegetables	235	48				
	Bedding and clothing	206	54				
	Fuel	2,253	62				
	Light	828	72				
	Laundry, soap, &c	231	71				
	Books and apparatus	318	00				
	Printing, postage, &c.	481	31				
	Furniture and furnishing	196	29				
	Farm	892	67				
	Repairs	298	32				
	Miscellaneous	785	42				
	Salaries and wages	10,539	39	22,685	17		
	SCHOOL OF AGRICULTURE, GUELPH.						
The Principal	Expenditure for the year 1875, as follows:—						
	Medical Department	24	97				
	Butchers' meat, &c.	994	73				
	Bread, biscuits, &c.	370	52				
	Groceries	1,068	32				
	Fuel	631	34				
	Light	67	11				
	Laundry, soap, &c.	82	86				
	Advertising, postage, stationery, &c.	652	74				
	Furniture and furnishing	295	76				
	House repairs	964	92				
	Miscellaneous	1,559	13				
	Farm repairs	1,073	43				
	Seeds	679	96				
	Plants	199	40				
	Bonus to pupils	1,072	00				
	Salaries and wages	9,344	34	18,380	83		
	SCHOOL OF PRACTICAL SCIENCE, TORONTO.						

Toronto Water Company	Water	294 00	
P. Burns	Fuel	16 40	
J. Rifehie & Son	Repairs	25 12	
Jho, Macgregor	do	5 00	
C. Potter	Furnishing	73 13	
Withrow & Hilloek	do	13 96	
Rice Lewis & Son	do	13 77	
N. L. Piper & Son	do	22 00	
Jas. Bain & Son	do	7 50	
Hugh Miller & Co.	Chemicals, &c.	348 47	
Thomas Heyes	Sundries	36 50	
W. H. Ellis	do	12 00	
Hart & Rawlinson	Journals, &c.	88 55	
John Notman	Stationery	87 08	
Copp, Clark & Co.	do	11 50	
Sundry newspapers	Advertising	91 55	
W. H. Ellis	Twelve months' salary as Instructor in Chemistry	1,000 00	
James London	do do Natural Philosophy	833 33	
W. Armstrong	do do Drawing	800 00	
Thomas Hayes	do do Assistant in Laboratory	400 00	
C. Armstrong	do do Assistant Drawing Instructor	240 00	
W. Ellingsworth	do do Housekeeper	600 00	
		5,626 76	362,710 51
			16,492 64
			1,307,274 78
			16,492 64
			3,767 25

IMMIGRATION.

AGENCIES IN EUROPE.

Hon. Receiver-General	On account of expenditure, London	5,500 00
S. Robjohns	do do do	3,146 34
C. W. Colter	do do Liverpool	949 39
T. Pearce	do do Plymouth	128 20
P. Byrne	do do Glasgow	2,938 26
J. Murphy	do do Cork	2,499 21
C. J. Shell	do do Dublin	522 00
C. Eckstromer	do do Sweden	759 24

AGENCIES IN CANADA.

H. A. McLaurin	Twelve months' salary as Agent at Quebec	1,031 50
C. J. Shell	Services for eight months at Quebec Agency	856 00
C. W. Colter	do do Toronto do	900 00
D. D. Hay	do do do do	125 00
William Cruit	do do do do	244 00
R. M. Pesse	do do do do	151 00
A. Gamet	do do do do	283 35
Henry Wood	do do do do	158 40
C. Zollikofer	do do do do	15 00

Carried forward

Immigration.—Continued.

TO WHOM PAID.	S E R V I C E.	\$ cts.	\$ cts.	\$ cts.
<i>Brought forward</i>		3,707 25	16,492 64	1,307,274 78
AGENCIES IN CANADA.—Continued.				
N. McEachren.....	Uniform for Constable, Toronto Agency	5 00		
P. Eamus.....	Fuel	447 27		
John A. Donaldson ..	do do	84 18		
Luke Sharp.....	do do	15 00		
Montreal Telegraph Co.....	do do	96 96		
Dominion Do.....	do do	1 41		
John Notman.....	Stationery	29 20		
John Higgins.....	Lodging immigrants	9 75		
R. McPherson.....	Sundries	63 45		
W. J. Wills.....	do	25 00		
H. A. McLaurin.....	do	171 98		
R. Shaw.....	Office rents, &c.	174 80		
C. F. Sims.....	do do	20 00		
Hunter, Rose & Co.....	Immigration returns	2 50		
John Robbin.....	Printing	200 00		
James Sharpe.....	Services as Agent at Bracebridge	100 00		
F. A. Foley.....	do	100 00		
E. Sirete.....	Gravenhurst	100 00		
N. L. Piper & Son.....	do	100 00		
W. H. Sparrow.....	do	63 26		
Patton & Co.....	Furnishings, Toronto Agency	120 14		
George Harding.....	do	41 00		
S. G. Best.....	do	14 81		
James Sharp.....	do	33 67		
Sundry newspapers	do	3 36		
R. M. Perse.....	do	123 50		
C. W. Colter.....	Advertising	946 61		
C. J. Sheil.....	do	396 60		
H. A. McLaurin.....	do	325 98		
J. A. Donaldson.....	do	133 62		
D. D. Illy.....	do	100 00		
D. Spence.....	do	90 18		
		15 25		7,881 43
Great Western Railway Co.....	Carriage of Immigrants	1,912 44		

CARRIAGE OF IMMIGRANTS.

Immigration.—*Concluded.*—Miscellaneous.

TO WHOM PAID.	SERVICE.	cts.	cts.	cts.
	<i>Brought forward</i>	6,280 92	57,061 68	1,307,274 78
	PROVISIONS AND MEDICAL ATTENDANCE.—<i>Continued.</i>			
R. Barrett.....		26 00		
E. Sirette.....		20 54		
John Kirchie.....		18 00		
R. Marsh.....		10 75		
J. Smith.....		13 50		
F. A. Foley.....		15 25		
A. Marquette.....		16 75		
Children's Home, Hamilton		15 66		
W. McNeil.....		10 00		
J. Flansburgh.....		10 25		
C. Fournier.....		9 25		
John Higgins.....		7 75		
E. A. McLaurin.....		7 12		
John Pegg.....		6 50		
M. Jacob.....		4 75		
J. H. Jackson.....		3 75		
R. Bingham.....		4 00		
William Knifton.....		542 10		
J. H. Richardson, M.D.	To pay Cook and Assistants at Immigration Sheds, Toronto	300 00		
M. Appleton, M.D.	Services	15 00		
R. Owen.....	do	17 05		
	Medicines.....		7,364 89	
	REDUCTION OF COST OF PASSAGE.			
S. Robjohns.....	To pay bonus to Emigrants	20,365 93		
D. Spence.....	do	2,000 00		
W. E. Standford.....	Assistance to Emigrants	714 00		
Secretary "Guthrie House"	do	337 00		
	COMMISSIONS TO TEMPORARY AGENTS.		23,436 93	
Henry Taylor.....	Services	2,753 00		
W. Banks.....	do	739 62		
C. J. Whellans.....	do	178 38		
R. M. Perse.....	do	794 00		
J. A. Donaldson.....	do	300 00		

Rev. Dr. Mason.	55 00				
do	38 50				
Wm. Harte	13 50				
S. Jonasson					5,022 00
INCIDENTALS.					
William Armstrong	440 00				
Rev. F. Burt	150 00				
S. Jonasson	8 00				
William Harte	74 00				
W. J. Ross	9 50				
P. O'Leary	80 00				
Secretary of "Guthrie Home"	39 00				
Hunter, Rose & Co.	4 70				
Sundry newspapers	349 83				
					1,175 03
MISCELLANEOUS.					
British American Bank Note Co.	240 00				
Hunter, Rose & Co.	169 53				
Rolph, Smith & Co.	12 00				
Wm. Smith	206 66				
do	258 95				
T. Fenton	20 00				
J. T. Jones	21 70				
H. Plan	7 65				
W. R. Harris	7 00				
Sundry newspapers	13 80				
P. Simser	8 00				
Express Co.	17 25				
					1,042 54
Hy. Field	94 00				
Jos. Lesche	50 00				
Hunter, Rose & Co.	5 40				
C. N. Edwards	88 00				
					237 40
L. W. Ord	1,095 00				
J. McNeill	260 00				
C. N. Edwards	32 00				
W. L. Spence	15 00				
Sundry newspapers	135 71				
Hunter, Rose & Co.	68 51				
L. W. Ord	50 00				
Dominion Telegraph Co.	14 25				
Montreal Telegraph Co.	26 80				
					1,697 27
David Mills					300 00
B. F. N. Gossage					
Services re North-West Boundary					
Inspection of railways	440 00				
					3,277 21
					1,401,335 31

Carried forward

Miscellaneous.—Continued.

TO WHOM PAID.	S E R V I C E.	\$	cts.	\$	cts.	\$	cts.
T. F. Molesworth	Brought forward	440	00	3,277	21	1,401,385	31
MISCELLANEOUS.—Continued.							
	Travelling expenses, &c., re inspection of railways	11	85				
Jno. Gordon	Grant to Ontario Rifle Association			451	85		
Jas. Jackson	Services as caretaker Orillia Asylum			600	00		
Royal Insurance Co.	Insurance on Public Buildings			240	00		
Isolated Risk Insurance Co.	do	2,372	75				
British American Insurance Co.	do	1,224	00				
North British and Mercantile Insurance Co.	do	1,186	25				
Ætna Insurance Co.	do	970	00				
Western Insurance Co.	do	953	00				
Commercial Union Insurance Co.	do	872	35				
Liverpool, London and Globe Insurance Co.	do	751	00				
Royal Canadian Insurance Co.	do	630	00				
Scottish Commercial Insurance Co.	do	575	00				
Treasurer Law Society	do	442	50				
Globe Printing Co.	do	625	31				
	Printing re Insurance, Public Buildings	4	00				
T. Langton	Services re consolidation of Statutes	1,100	00	10,606	17		
R. E. Kingsford	do	1,100	00				
C. R. Biggar	do	1,000	00				
J. W. Sampson	do	63	75				
Hunter, Rose & Co.	do	1,502	65				
Willing & Williamson	Books	46	33				
Montreal Telegraph Co.	Telegrams	33	52				
T. Langton	To pay sundries	150	00				
R. Carney	Expenses as Returning Officer, Algoma	300	00			5,002	25
M. P. Roblin	do	670	24				
T. S. Shenston	do	279	14				
John Smith	do	50	27				
William Sutton	do	818	25				
John McEay	do	683	00				
Allan Turner	do	325	79				
D. E. McIntyre	do	401	50				
E. Sherwood	do						

Geo. C. Ward	do	Catruen	451 12
Robt. Armour	do	Darham, E.	360 60
F. J. Dunbar	do	Durham, W.	534 57
John P. Chryslar	do	Dufferin	422 92
John McKay	do	Dundas	475 51
Colin Munro	do	Elgin, W.	574 91
John McEwen	do	Elgin, E.	543 57
J. W. Askin	do	Essex, N.	597 79
R. M. Rose	do	Essex, S.	432 00
P. A. Stewart	do	Frontenac	378 88
Thomas Lunn	do	Glengarry	570 63
Joseph Maughan	do	Grey, E.	520 74
Thos. Lander	do	Grey, N.	409 41
W. J. Scott	do	Grey, S.	315 72
F. B. Parker	do	Grenville, S.	509 07
Geo. Taylor	do	Hastings, N.	347 43
W. H. Ponton	do	Hastings, W.	347 43
Robt. Gibbons	do	Hastings, E.	517 73
P. Thompson	do	Huron, W.	573 79
Jas. Dickson	do	Huron, E.	595 37
S. G. McKindsey	do	Huron, S.	576 52
R. Martin	do	Haldimand	555 27
D. B. Galbraith	do	Hamilton	336 01
John Mercer	do	Kenit, W.	46 05
P. D. McKellar	do	Kent, E.	576 44
Wm. Ferguson	do	Kingston	1,274 62
Jno. Menzies	do	Leamark, N.	288 98
Jas. Thompson	do	Leamark, S.	314 39
J. Flintoft	do	Lambton, W.	438 11
T. W. Johnston	do	Lambton, E.	467 15
J. A. Woodruff	do	Lincoln	525 95
O. T. Pruyn	do	Lennox	583 30
William Glass	do	London	499 62
Ormond Jones	do	Leeds and Grenville, N.	488 85
J. E. Lount	do	Leeds, S.	351 74
James Ferguson	do	Muskoka	491 43
James Campbell	do	Middlesex, E.	1,239 38
S. Blackburn	do	Middlesex, N.	721 60
L. J. Weatherly	do	Middlesex, W.	654 11
J. Kennedy	do	Monek	561 40
H. J. Kilmaster	do	do	396 84
Edmund Deedes	do	Norfolk, S.	444 77
R. N. Waddell	do	Norfolk, N.	523 20
J. M. Grover	do	Northumberland, W.	473 87
J. H. Perry	do	Northumberland, E.	563 33
N. G. Reynolds	do	Ontario, N.	868 81
W. F. Powell	do	Ontario, S.	530 38
	do	Ottawa	497 43

Carried forward	28,890 13
	20,177 48
	1,401,385 31

Miscellaneous.—Continued.

TO WHOM PAID.	S E R V I C E.	\$ cts.	\$ cts.	\$ cts.
James Ingersoll		28,890 23	20,177 48	1,401,335 31
G. Perry	Expenses as Returning Officer, Oxford, S.	1,125 49		
F. W. Hautain	do do do	42 86		
James Hall	Peterborough, E.	488 56		
Robert Broddy	Peterborough, W.	407 55		
James Gillespie	Peel	454 04		
James P. Wells	Prince Edward	569 87		
P. W. Wholihan	Prescott	437 37		
John Hossie	Perth, S.	528 03		
James Keays	Perth, N.	786 24		
James P. Wells	Russel	314 83		
James Morris	do	595 54		
Andrew Irving	Renfrew, N.	492 04		
B. W. Smith	Renfrew, S.	112 13		
A. J. Robinson	Simcoe, W.	448 99		
S. Lount	Simcoe, E.	424 88		
John Copeland	Simcoe, S.	982 43		
A. Stutzford	Stormont	360 08		
F. W. Jarvis	Toronto, E.	634 08		
George Kempf	Toronto, W.	738 96		
A. Dunsford	Victoria, S.	1,031 44		
James Webster	Victoria, N.	663 02		
G. J. Grauco	Wellington, Centre	63 18		
F. G. Dumbur	Wellington, S.	39 38		
John Anderson	do	9 98		
George Davidson	Wellington, W.	574 37		
D. MacDougall	Waterloo, N.	421 78		
J. H. Grier	Waterloo, S.	51 00		
E. C. Thomas	Wentworth, N.	389 79		
Robert Hobson	Wentworth, S.	271 56		
Joseph Jackes	Welland	1,061 12		
E. Bull	York, E.	554 44		
J. J. Pearson	York, W.	104 15		
Sundry newspapers	York, N.	38 76		
Hunter, Rose & Co.		558 10		
J. G. Scott	Advertising, re Elections	38 76		
P. Simser	Printing, do	2,768 31		
	Sundries, re Contested Election Trials	11 85		
	do	2		
	Postage	9		

Rice Lewis & Son	Ballot Boxes	921 07
J. B. Hewitt & Co.	do	62 91
Thomas McDonald	Sundries, re Ballot Boxes	55 16
Brown Brothers	do	55 00
P. Paterson & Son	do	10 20
R. Carswell	do	2 00
Express Co.	Charges	131 95
W. Skinner	do	37 50
Jno. Simser	do	25 50
C. Bidout	do	12 50
A. Monkman	do	8 75
J. M. Delamere	Travelling expenses re Ballot	47 00
His Honour Judge Jellet	Expenses re Revision of Voters' Lists	188 10
Do	do	170 00
Do	do	140 00
Do	do	127 68
Do	do	115 00
Do	do	110 00
Do	do	105 00
Do	do	100 50
Do	do	95 50
Do	do	86 30
Do	do	79 70
Do	do	79 50
Do	do	75 00
Do	do	72 00
Do	do	72 00
Do	do	68 50
Do	do	64 00
Do	do	64 00
Do	do	56 61
Do	do	50 00
Do	do	48 00
Do	do	44 00
Do	do	40 25
Do	do	40 00
Do	do	23 51
Do	do	23 00
Do	do	16 85
Do	do	12 00
Do	do	10 90
Do	do	400 00
Do	do	500 00
Do	do	700 00
Do	do	300 00
Do	do	251 50
Do	do	54,380 50
Hon. W. H. Draper	Services re Contested Election Trials	400 00
Do	do	500 00
Do	do	700 00
Do	do	300 00
Do	do	251 50
Sheriff Keupke	do	2,131 50
Carried forward		74,568 98
		1,401,335 31

Miscellaneous.—*Concluded.*—Agriculture, Arts, Literary and Scientific Institutions.

TO WHOM PAID.	SEKVICE.	\$	cts.	\$	cts.
Sheriff Woodruff	<i>Brought forward.</i>	2,131	50	74,558	98
Do McIntyre	MISCELLANEOUS.— <i>Continued.</i>	152	80		
Do Hall	Services re Contested Election Trials	112	12		
Do Broddy	do	105	70		
Do Jarvis	do	133	38		
Do Taylor	do	64	20		
Do Grange	do	31	75		
Do Perry	do	38	00		
Do Glass	do	78	60		
Do McEwen	do	80	00		
Do Hobson	do	77	21		
Do Powell	do	44	70		
Do Marth	do	26	80		
J. A. Macdonnell	do	20	25		
J. W. Hector	Services as Registrar re	1,123	61		
C. A. Brough	do	340	15		
C. C. Robinson	do	365	58		
R. G. Cox	do	279	90		
Rusk Harris	do	49	00		
T. J. Richardson	do as Reporter	338	20		
James Boyle	do	307	80		
G. B. Bradley	do	247	50		
E. E. Horton	do	175	40		
Hon. A. Crooks	To pay funeral expenses of the late Lieut. Governor of Ontario	1,230	02		
W. H. Frazer	Expenses re Philadelphia Exhibition	2,677	19		
W. A. Farmer	Services in re Scott murder case	500	00		
Hon. E. B. Wood	do	100	00		
Do	do	100	00		
Sundry newspapers	Advertising	28	76		
Rolph, Smith & Co	Engraving re railway subsidy fund	365	00		
British Am. Bank Note Co.	do	100	00		
M. Sweetnam	Decoy bills re post-offices investigation	17	00		
				6,742	43
		1,401,335	31		
				5,117	97
					86,418 38

AGRICULTURE, ARTS, LITERARY AND SCIENTIFIC INSTITUTIONS.

GRANTS TO AGRICULTURAL SOCIETIES.

Ottawa, E. D. Agricultural Society	224 00
Elgin, E. do	700 00
Peterborough, E. do	700 00
Northumberland, E. do	700 00
Middlesex, N. do	700 00
Dufferin do	700 00
Brookville do	350 00
Peterborough, W. do	700 00
Grey, N. do	700 00
Frontenac do	700 00
Carleton do	700 00
York, E. do	550 00
Toronto City do	350 00
Niagara Town do	300 00
Cornwall do	350 00
Kingston City do	350 00
London City do	700 00
Glengarry do	700 00
Lennox do	700 00
Cardwell do	700 00
Oxford, N. do	700 00
Perth, N. do	700 00
Russell do	700 00
Huron, W. do	700 00
Renfrew, S. do	700 00
Lincoln do	700 00
Wentworth, S. do	700 00
Simcoe, S. do	700 00
Wellington, C. do	700 00
Prince Edward do	700 00
Northumberland, W. do	700 00
Stormont do	700 00
Lambton, W. do	700 00
Wellington, W. do	700 00
Brant, S. do	700 00
Prescott do	700 00
Norfolk, S. do	700 00
Simcoe, E. do	700 00
Elgin, W. do	700 00
Hastings, E. do	700 00
Ontario, S. do	700 00
Dundas do	700 00
Victoria, N. do	700 00
Ontario, N. do	700 00
Durham, E. do	700 00
Carried forward	29,074 00
	1,487,753 69

Agriculture, Arts, Literary and Scientific Institutions.—Continued.

TO WHOM PAID.	SERVICE.	\$	cts.	\$	cts.
The Treasurer	<i>Brought forward.</i>	29,074 00			1,487,753 69
	<i>GRANTS TO AGRICULTURAL SOCIETIES.—Continued.</i>				
Middlesex, E., Agricultural Society	do	700 00			
Ottawa City	do	126 00			
Wentworth, N.,	do	700 00			
Peel	do	700 00			
Middlesex, W.	do	700 00			
Hastings, N.	do	700 00			
Victoria, E.	do	700 00			
Perth, S.	do	700 00			
Algoma	do	700 00			
Hamilton City	do	350 00			
Lanark, N.	do	700 00			
Essex, N.	do	700 00			
Durham, W.	do	700 00			
Addington	do	700 00			
Lambton, E.	do	700 00			
Kent, E.	do	700 00			
Muskoka	do	700 00			
Huron, S.	do	700 00			
Monck	do	700 00			
Kent, W.	do	700 00			
Welland	do	700 00			
Bruce, S.	do	700 00			
York, W.	do	700 00			
Wellington, S.	do	700 00			
Simcoe, W.	do	700 00			
Northak, N.	do	700 00			
Huron, E.	do	700 00			
Halimand	do	700 00			
Oxford, S.	do	700 00			
Brant, N.	do	700 00			
Halton	do	700 00			
Waterloo, S.	do	700 00			
Waterloo, N.	do	700 00			
Grey, E.	do	700 00			
Lanark, S.	do	700 00			
Hastings, W.	do	700 00			

do	700 00		
Bruce, N.	do		
York, N.	do		
Grenville, S.	do		
Grey, S.	do		
Leeds, N.	do		
Essex, S.	do		
Renfrew, N.	do		
Fruit Growers' Association			58,950 00
Entomological Society			1,000 00
Dairymen's Association			850 00
Agricultural Association			1,300 00
			10,000 00
SUNDRY PAYMENTS IN CONNECTION WITH AGRICULTURE, &c.			
Ontario Poultry Association	200 00		
Hamilton Horticultural Society	150 00		
Six Nations Indians' Agricultural Society	40 00		
Prize, Ontario Veterinary School	20 00		
Printing Report, &c.	989 29		
			1,369 29
GRANTS TO MECHANICS' INSTITUTES.			
Port Hope Mechanics' Institute	400 00		
Brantford	do		
Kincardine	do		
Harriston	do		
Rowmanville	do		
Brighton	do		
Woodstock	do		
Berlin	do		
Barrie	do		
Bradford	do		
Elora	do		
St. Mary's	do		
Seaforth	do		
Port Perry	do		
Collingwood	do		
Brampton	do		
Newmarket	do		
Aurora	do		
Niagara	do		
Simcoe	do		
Wexeter	do		
St. Thomas	do		
Sarnia	do		
Strathroy	do		
Brussels	do		
Stratford	do		
			8,832 54
<i>Carried forward.</i>			
			73,499 29
			1,487,753 69

Agriculture, Arts, Literary and Scientific Institutions.—*Concluded.*

TO WHOM PAID.	SERVICE.	§	cts.	§	cts.	§	cts.
The Treasurer	<i>Brought forward.</i>	8,832	54	73,499	29	1,487,753	69
	AGRICULTURAL SOCIETIES.— <i>Continued.</i>						
Port Elgin Agricultural Society	160	00				
Uxbridge do	400	00				
Guelph do	400	00				
Clinton do	400	00				
Fergus do	400	00				
Richmond Hill do	100	00				
Aylmer do	180	00				
Milton do	200	00				
Grimsby do	130	00				
Peterborough do	400	00				
Parkehill do	400	00				
Garden Island do	400	00				
Toronto do	400	00				
Hamilton do	400	00				
Paris do	400	00				
Preston do	400	00				
London do	400	00				
St. Catharines do	400	00				
Smith's Falls do	150	00				
Aylmer do	330	00				
Galt do	400	00				
Durham do	108	00				
Thorold do	400	00				
Bracebridge do	400	00				
Mitchell do	400	00				
Hespeler do	156	00				
Dundas do	400	00				
Paisley do	400	00				
St. Patrick's Literary and Scientific Society	200	00				
do	50	00				
				18,196	54		
	SCHOOL INSPECTORS.						
James Hodgson	10	00				
W. Carlyle	10	00				

do	15 00		
do	10 00		
do	10 00		
do	20 00		
do	20 00		
do	10 00		
do	15 00		
do	20 00		
do	15 00		
do	10 00		
do	10 00		
do	5 00		
do	5 00		
do	10 00		
do	14 00		
do	10 00		
do	10 00		
do	10 00		
do	20 00		
do	30 00		
do	20 00		
do	10 00		
do	10 00		
do	20 00		
do	30 00		
do	30 00		
do	10 00		
do	10 00		
do	30 00		
do	5 00		
do	30 00		
do	5 00		
do	10 00		
do	10 00		
do	5 00		
do	10 00		
do	10 00		
do	549 00		
GRANT TO LITERARY INSTITUTIONS.			
Art Union		750 00	
Canadian Institute, Toronto		300 00	
Insititit Canadian, Ottawa		300 00	
Athenæum			
Grant to promote scientific research			94,444 83
			1,582,198 52

Carried forward.....

Hospitals and Charities.—Public Buildings.

TO WHOM PAID.	SERVICE.	§ cts.	§ cts.	§ cts.
The Treasurer	<i>Brought forward</i>			1,582,198 52
HOSPITALS AND CHARITIES.				
	General Hospital, Toronto	11,200 00		
	Lying-in Hospital, do	763 80		
	Eye and Ear Infirmary, do	1,600 00		
	City Hospital, Hamilton	5,565 10		
	General Protestant Hospital, Ottawa	2,633 98		
	General R. C. Hospital, do	2,122 50		
	General Hospital, Kingston	4,800 00		
	Hotel Dieu Hospital, do	1,448 25		
	General Hospital, London	2,673 76		
	General Marine Hospital, St. Catharines	1,557 00	33,764 39	
	House of Industry, Toronto	2,900 00		
	House of Providence, do	3,298 54		
	House of Industry, Kingston	2,400 00		
	House of Refuge, Hamilton	1,154 16	9,752 70	
	Orphans' Home, Toronto	657 92		
	R. C. Orphan Asylum, do	1,533 88		
	Magdalene Asylum, do	480 00		
	Girls' Home, do	642 24		
	Boys' Home, do	478 08		
	News Boys' Lodging, do	240 00		
	Orphans' Home, Kingston	640 00		
	R. C. Orphan Asylum, London	764 60		
	St. Mary's Orphan Asylum, Hamilton	640 00		
	Orphan Asylum, do	612 35		
	St. Patrick's Orphan Asylum, Ottawa	480 00		
	Orphans' Home, do	480 00		
	St. Joseph's Orphan Asylum, do	480 00		
	Magdalene Asylum, do	480 00	8,829 07	52,346 16
PUBLIC BUILDINGS.				
LUNATIC ASYLUM, TORONTO.				

	507 92	1,014 07	8,213 64
LUNATIC ASYLUM, LONDON.			
On account of contract, artesian well	4,325 00		
Casing	233 60		
do	355 60		
Carpenter work	50 00		
do	458 37		
Painting	300 00		
Plastering	194 29		
Plumbing	529 22		
Repairing boilers	918 60		
Lumber	184 27		
do	428 19		
Lead, turpentine, &c.	150 40		
Hardware	4 40		
Freight	35 00		
Travelling expenses	17 00		
Services	29 70		
Advertising			8,213 64
INEBRIATE ASYLUM, HAMILTON.			
On account of contract	37,850 00		
do	510 00		
do	680 00		
do	1,190 00		
do	1,298 00		
Services as Clerk of Works	3,462 43		
Men employed	200 00		
Land	176 49		
To pay customs duties, freight, &c.	18 48		
Freight	30 00		
Services	58 50		
Travelling expenses	22 80		
do	32 75		
do	68 25		
Advertising	59 80		
		45,627 50	
REFORMATORY, PENETANGUISHENE.			
Lumber, &c.	121 96		
do	439 96		
do	91 98		
do	61 00		
do	15 00		
Hardware	120 82		
do	37 11		
	887 83	54,855 21	1,634,544 68

Carried forward

J. S. Garner
George Reaves & Co.
F. Toombs
J. White
W. Heath
J. D. Hardy
Stevens, Turner & Co.
F. Leonard & Sons
M. Knowlton
H. C. Green
R. Lewis
Cowan & Wright
Great Western Railway Co.
T. N. Molesworth
W. J. S. Holwell
Sundry newspapers

D. Nicholson
S. A. Russell & Co.
Thomas Cowie & Co.
Dundas Machine Co.
F. P. O'Callaghan
Pag lists
G. S. Papps
T. C. Scoble
Grand Trunk Railway Co.
C. Fitzgerald
T. N. Molesworth
R. Purdon
William Edwards
Kivas Tully
Sundry newspapers

J. Lummis
J. & D. Davidson
F. McGibbon
F. Columba
Anderson & Tough
N. Currie & Co.
J. Henderson

Public Buildings.—Continued.

TO WHOM PAID.	S E R V I C E .	\$	cts.	\$	cts.	\$	cts.
	<i>Brought forward</i>	887	83	54,855	21	1,654,544	68
	REFORMATORY, PENETANGUISHENE.—Continued.						
M. L. McGrath	Hardware	23	32				
J. W. Beatty & Co.	do	14	32				
A. A. Thompson	do	2	11				
L. Columbus	do	44	00				
Wm. Allen	Lime, &c.	54	75				
E. R. Carpenter	do	5	00				
Gendron Brothers	do	3	15				
O. Lafreniere	do	4	80				
E. Lile	Brick	123	65				
Fargher & Weymouth	Plastering	12	44				
W. Featherstonehaugh	Cartage	275	65				
	To pay sundries			1,451	02		
	CENTRAL PRISON, TORONTO.						
John Elliott	On account of contract	10,835	14				
N. Currie & Co.	do	600	00				
K. Hay & Co.	Furniture	1,022	55				
T. Lator & Sons	do	464	24				
E. B. Holt & Co.	do	115	00				
Hughes Brothers	Furnishings	187	50				
John Fraser	do	151	00				
Mason, Risch & Newcombe	do	110	00				
George Evans	do	102	55				
Provincial Reformatory	do	120	40				
George Harding	Phumbing	145	01				
J. R. Silliman	Lumber	96	20				
W. W. Colwell & Brother	do	157	06				
P. Patterson & Son	Hardware	91	93				
Ridout & Co.	do	29	35				
Joseph Gearing	Drain pipes	58	10				
J. F. Wagner	Sheeting	7	37				
James Price	Services	44	00				
				13,837	40		
Ridout, Aird & Co.	Steam pump	647	50				
Lewis & Kerr	Laborer, &c.	473	47				

George Hanwell	do	41 14
John Lewis & Co.	Hardware	455 05
James McMinch	do	7 50
Thomas Linklater	do	32 25
C. F. Smith	Furniture and furnishings	249 93
J. H. Bartlett	do	33 00
cc Byres, McMurrich & Co.	do	29 65
B. Greening & Co.	do	67 70
W. B. Smith	do	32 00
J. & W. Sutherland	do	78 02
Rice Sharpley	do	11 50
G. C. Holton & Co.	do	61 69
W. J. Baker	do	14 00
G. S. Tickle	do	94 48
F. H. House & Co.	do	26 26
George Richie & Co.	do	140 36
A. Christie	Carpenter work, &c.	69 60
James Stewart & Co.	do	242 50
Charles Lang	Mason work	16 87
W. H. Worth	do	165 00
William Winsley	do	46 25
A. N. Pringle	Painting, &c.	27 68
S. F. Green	Plastering	50 00
N. Lingham	Carpenter work	49 10
Thomas McGarry	Fitting up gymnasium	32 25
M. E. Rankin & Co.	Brick, &c.	100 81
A. Christie	Stone	244 94
Kivas Tully	Piping	8 00
	To pay sundries	
	Travelling expenses	
		3,632 20
BLIND INSTITUTE, BRANTFORD.		
The Watersons Engine Works Co.	Boiler repairs	123 64
Robert Russell	Plumbing, &c.	52 01
John Sigmann	Brickwork	26 50
John Brown	Slatting, &c.	135 00
J. H. Hall	Slate	51 25
B. G. Tisdale & Son	Stair-plates, &c.	63 11
W. Macderson	Pump, &c.	35 53
A. & J. Cleghorn & Co.	Hardware	43 86
J. Y. Morton	do	14 96
Edgar & Craig	Furniture and furni. in s	28 57
C. A. Buek & Co.	do	93 69
H. W. Brethour & Co.	do	30 64
Walker & Miles	do	20 00
H. R. Page	do	12 00
New York Institution for Blind	do	22 49
Perkins	do	26 50
		781 05
		73,775 83
		1,634,544 68

Carried forward.

NORMAL SCHOOL, TORONTO.

D. S. Keith & Co.	Plumbing, &c.	671 84
George Mickleborough	do	95 06
Joseph Gearing	Carpenter work	99 40
J. M. Rogers	do	67 33
R. Jones	Bricklaying	35 50
W. Elliott	Glazing	42 90
Dickey, Neil & Co.	Hardware	160 50
T. Lalor & Sons	do	71 85
P. Patterson & Son	Piping	2 07
Thomas Nightingale	Lumber	7 00
J. B. Smith		1 18
		1,255 23

NORMAL SCHOOL, OTTAWA.

John Forin	On account of contract	14,382 00
D. S. Keith & Co.	do	6,608 00
James O'Connor	do	3,513 25
Charles Potter	do	1,038 00
James Mather	Services as Clerk of Works	799 00
Water Commissioners	Service pipe, &c.	189 67
Angus & Co.	Furniture and furnishings	448 60
Shoolbred & Co.	do	217 50
T. Clemenow	Fuel	8 00
W. R. Strickland	Preparing plans	189 00
Hon. C. F. Fraser	Travelling expenses	27 38
Kivas Tully	do	63 00
R. Purdom	do	59 00
Sundry newspapers	Advertising	47 70
		27,630 10

OSGOODE HALL, TORONTO.

Treasurer, Law Society	To purchase new boilers	2,100 00
Morrison & Maguire	Plumbing, &c.	158 03
R. Jones	Bricklaying	16 10
William Milligan	Painting	10 83
J. B. Smith	Lumber	3 50
G. Duthie	Repairs	2 50
		2,290 96

GOVERNMENT HOUSE, TORONTO.

William Milligan	Painting, &c.	706 25
G. & E. Evans	Tin-smithing, &c.	316 51
		1,022 76

Carried forward

122,753 28

1,634,544 68

Public Buildings.—*Concluded*.—Public Works.

TO WHOM PAID.	S E R V I C E.	\$	cts.	\$	cts.	\$	cts.
	<i>Brought forward</i>					1,634,544	68
Ontario Car Co.	COURT HOUSE AND GAOL, SAULT STE. MARIE.					122,753	28
P. Brown	Flooring	134	77				
	Services	31	00			165	77
	LOCK-UP, NIPISING DISTRICT.						
B. Little	On account of contract	2,100	00				
R. Purdom	Travelling expenses	40	00			2,140	00
	PUBLIC WORKS.						
	LOCK BETWEEN MARY'S AND FAIRY LAKES.						
John Carroll.....	On account of contract	1,600	00				
T. Coyle	Services	80	00				
T. N. Molesworth	Travelling expenses	12	00				
W. J. S. Holywell	do	101	20				
J. C. Macnabb	do	61	11			1,854	31
	SETTLERS' HOMESTEADS.						
Pay lists	Men employed	1,147	81				
D. F. Burke.....	Inspecting	48	00				
	Less Refunds, instalments on locations	1,195	81				
	OTONABEE RIVER WORKS.	275	33			920	48
<i>Irish Canadian</i>	Advertising.....					3	30

W. R. McDonald	do	0 40	
J. C. Roy	Provisions	109 40	
C. L. Baker	do	95 05	
N. Shaw	do	361 75	
Thomas Walters	Services and disbursements	86 73	
T. N. Molesworth	do	38 60	
J. C. Macnabb	Travelling expenses	10 05	
Pay lists	do	3,382 00	5,925 54
BRIDGES, PORT CARLING.			
S. A. Russell & Co.	Hardware	231 54	
Kimball & Makins	do	45 00	
J. P. Cockburn	do	11 32	
G. W. Taylor	do	21 96	
J. D. Cockburn	Roadway	80 00	
Steamer <i>Nipissing</i>	Freight, &c.	30 13	
T. N. Molesworth	Travelling expenses	24 25	
A. Gann	do	4 00	
William Edwards	To pay sundries	34 53	
Sundry newspapers	Advertising	8 70	
Pay lists	Men employed	720 65	1,212 08
MUSKOKA RIVER WORKS.			
C. W. Vanderburgh	Timber, &c.	277 63	
Thomas Burgess	do	134 16	
S. A. Russell & Co.	Hardware	91 56	
E. Terni	Cement	36 20	
G. W. Taylor & Co.	Furnishings	38 79	
James Sharpe	Services	30 00	
Steamer <i>Nipissing</i>	Freight, &c.	60 35	
A. P. Cockburn	do	60 00	
T. N. Molesworth	Travelling expenses	33 25	
Sundry newspapers	Advertising	8 70	
Pay lists	Men employed	1,417 80	2,188 44
BALSAM RIVER WORKS.			
Smith & Co.	Timber	51 55	
N. Shaw	Expenses	15 85	
Pay lists	Men employed	1,019 66	1,087 06
			13,191 21
<i>Carried forward</i>			1,759,603 73

Public Works.—Continued.

TO WHOM PAID	SERVICE.	\$	cts.	\$	cts.	\$	cts.
	<i>Brought forward</i>					1,759	603 73
	RYERSON ROADS.						
William Waville	On account of contract.....	122	25				
A. P. Cockburn	Freight.....	11	42				
Pay lists	Men employed.....	618	69				
						13,191	21
	SCUGOG RIVER WORKS.						
Thomas Walters	On account of contract.....	3,446	70				
Rond, Downers & Co.	Timber, &c.....	154	50				
Thomas Lee	do.....	60	44				
M. Sanderson	do.....	90	29				
Medler & Sadler	do.....	18	37				
George Calvert	do.....	35	50				
Treasurer County Victoria.	do.....	16	25				
William Stinson	do.....	12	62				
C. H. Bertram	Hardware.....	86	62				
Kimball & Makins	do.....	144	31				
R. Mason	do.....	49	65				
C. L. Baker	do.....	36	00				
C. F. Gilbert	Lime.....	44	00				
T. N. Molesworth	Engine hire.....	45	50				
Sundry newspapers	Travelling expenses.....	10	58				
George Rose	Advertising.....	216	00				
Pay lists	Inspecting.....	500	00				
	Men employed.....					4,967	33
	SURVEYS, INSPECTIONS, ARBITRATIONS, &c.						
N. Shaw	Services and expenses.....	1,222	67				
T. W. Cooper	do.....	8	00				
C. H. Wallace	do.....	7	50				
T. N. Molesworth	Travelling expenses.....	239	28				
J. C. Macnabb	do.....	18	15				
	WASHAGO AND GRAVENHURST ROAD.					1,495	60

T. N. Moleworth	19 60
J. C. Maenabli	12 65
M. Wilson	8 00
J. P. Edwards	8 07
J. H. Jackson & Co.	26 40
A. Ego	16 50
C. W. Moberly	9 25
A. Gunn	38 60
Steamer <i>Nipissing</i>	1,617 72
Pay lists	
2,161 11	
MAINTENANCE OF LOCKS.	
B. Douglas	378 19
P. Young	251 25
F. H. O'Beirne	242 00
R. McCansland	175 00
S. Walker	30 75
P. Cockburn	15 77
J. A. Mann	10 70
Kimball & Makins	8 55
W. & W. S. Bingham	3 42
R. S. Porter	22 84
W. Edwards	22 20
N. Shaw	42 70
T. N. Moleworth	6 00
Sundry newspapers	1,162 56
William Graham	565 08
Pay lists	
2,947 71	
COLONIZATION ROADS.	
(On account of work on Pembroke and Mattawa Road	598 41
Northern do	1,248 95
Victoria do	66 44
Rosseau and Nipissing do	360 68
Cameron do	92 50
Carlow Bridge do	804 68
Parry Sound Works do	2,000 00
Mississippi Road do	4,827 01
Kingston and Pembroke Road do	1,545 42
Glaungan Bridge do	101 23
Current River do	10 00
Pembroke and Mattawa Road do	1,000 00
Christie do	2,687 93
Hyde, Chute and Lawson's do	3,201 50
Muskoka do	1,301 96
	6 63
19,853 34	
<i>Carried forward.</i>	

25,515 82

1,785,119 05

Public Works.—Continued.

TO WHOM PAID.	S E R V I C E.	\$	cts.	\$	cts.	\$	cts.
	<i>Brought forward</i>	19,853	34			1,785,119	05
	<i>COLONIZATION ROADS.—Continued.</i>						
	On account of work on						
J. Watson.....	Frontenac road						
John McKenzie.....	do	346	05				
W. Stratton.....	Mississippi do	953	36				
S. Row.....	Race line do	79	84				
W. Hewitt & Co.....	Monck do	35	56				
John McConnell.....	Parry Sound do	60	23				
George Hunt.....	Lake Joseph do	200	00				
S. G. Best.....	Muskoka and Robeygeon do	113	95				
do	Rosseau and Nipissing do	100	00				
do	Cardwell do	200	00				
do	Christie do	16	00				
John Boyd.....	Buckhorn do	5,447	50				
William Walsh.....	Kingston and Perth do	701	29				
John Carroll.....	Pigeon River do	3,578	25				
D. F. Burk.....	Rosseau and Nipissing do	300	57				
A. Niven.....	Burleigh do	500	00				
W. Schofield.....	Northern do	100	00				
E. Handy.....	Lake Joseph do	1,050	00				
W. Hardie.....	Robeygeon do	1,350	00				
J. Cunningham.....	Rosseau and Nipissing do	3,900	00				
Richard Fitzgerald.....	Carden do	830	00				
John S. Aylsworth.....	Rosseau and Nipissing do	2,350	00				
John A. McDonald.....	Parry Sound do	2,950	00				
John Armstrong.....	Northern do	2,425	76				
J. Beatty.....	Rosseau and Nipissing do	500	00				
E. Sirett.....	Cardwell do	1,450	00				
D. M. Card.....	Muskoka do	1,900	00				
S. Row.....	McDonnell do	1,100	00				
Henry Elliott.....	Hastings do	1,150	00				
W. H. Robinson.....	do	1,000	00				
D. Campbell.....	do	900	00				
H. Gallagher.....	do	3,050	00				
M. Markle.....	do	650	00				
P. Vanklock.....	do	700	00				
Joseph Clarke.....	do	598	69				
B. Flynn.....	Muskoka and Huntsville do	679	58				
Fernie Hall.....	Frontenac do	460	00				
John McGrath.....	Addington do						
	Egawaville and Foy's do						

F. Gallagher	do	Eganville and Opeongo	200 00
D. Cavanagh	do	Carlow	550 00
William F. Haines	do	Muskoka and Bobaygeon	500 00
J. Bradley	do	Doe Lake	16 00
John Graham	do	Monck	672 57
John Burk	do	Oso and Olden	300 00
W. Schofield	do	Parry Sound	783 91
D. Baxter	do	Brunei	500 00
John Flaker	do	Distress River	500 00
William Clarke	do	East do	600 10
E. Nicholson	do	South Macaulay	654 76
W. H. Browne	do	Baysville	700 00
William Smith	do	Three Mile Lake	850 00
D. McLelland	do	Ryde	800 00
Thomas Halliday	do	Stephenson Bridge	1,600 00
F. Burk	do	Monteith and Perry road	513 00
F. Gallagher	do	Eganville and Foy's	500 00
John A. McDonald	do	Macaulay	2,250 00
William Smith	do	Seised	1,386 00
P. Vankleek	do	Lavale	650 00
John Armstrong	do	Rosseau and Nipissing	400 00
Alexander Beggs	do	Doe Lake	200 00
Hon. B. Flint	do	Bridgewater	250 00
Thomas Walton	do	Lake Joseph	602 40
S. Roy	do	Junction	500 00
John McGrath	do	Eganville and Opeongo	300 00
William Hartle	do	Paterson	425 00
James Ashdown	do	Parry Sound	35 33
John Holland	do	Dalton and Washago	500 00
E. Handy	do	Muskoka	850 00
J. Boyd	do	Burleigh and Monck	2,225 00
Thomas Burgess	do	Musquosh	100 00
Henry Elliott	do	Opeongo	300 00
D. M. Carl	do	Brunei Bridge repairs	175 00
Thomas Halliday	do	East River road	600 00
C. F. Aylesworth	do	Monck do	400 00
John Boyd	do	Cregois Creek works	200 00
Thomas B. Secord	do	Inspecting, &c.	20 00
C. F. Aylesworth	do		1,470 46
John Downey	do		113 00
J. Hazlett	do		50 00
J. W. Bridgland	do		250 00
Gardner & Ramsay	do	Supplies	236 40
Robert Jaffray	do		4,891 24
John Lewis & Co.	do		284 44
Hart & Rawlinson	do		27 25
W. W. Russel	do		40 00
M. Elmer	do		30 00
Sanson, Kennedy & Gemmel	do		502 65

1,785 119 05

99,732 08

Carried forward

Public Works.—Continued.—Crown Lands Expenditure.

TO WHOM PAID.	S E R V I C E.	\$	cts.	\$	cts.	\$	cts.
	<i>Brought forward</i>	99,732	08			1,785,119	05
	COLONIZATION ROADS.—Continued.						
Petley & Dineen	Supplies	1,110	23				
W. Hewitt & Co.	do	1,768	45				
R. H. McCormack	do	142	00				
James Adams	do	84	80				
Hughes Bros.	do	220	00				
Bryce, McMurrich & Co.	do	35	60				
James Haylett	do	33	38				
Charles Potter	do	9	50				
Moffatt Bros.	do	5	00				
C. L. Baker	do	75	35				
George Mussey	Damages to Crops, &c.	20	00				
H. J. Job	do	5	00				
George Gedde	do	20	00				
C. F. Aylsworth	Locations	200	00				
J. A. McDonald	do	50	00				
John Chine	Services	50				103,511	89
	CROWN LANDS EXPENDITURE.						
	BOARD OF SURVEYORS.						
G. E. Kirkpatrick.....	To pay expenses of Board, January, April, July and October Sessions, 1875.....			410	00		
	AGENTS SALARIES.						
J. B. McWilliams	Salary as Agent and disbursements	2,190	22				
J. F. Way	do	2,062	09				
J. A. G. Crozier	Salary as Agents clerk	541	66				
J. A. MacInnes	do	1,177	32				
Do	Sundry expenses—board	445	72				
C. W. Lount	Services and disbursements	1,049	01				
C. P. Browne	do	511	23				
James Reeves	do	500	00				
J. R. Tait	do	507	84				
D. Anderson	do	507	24				
A. A. Campbell	do	1,000	00				
J. D. Beatty	do	334	29				

J. Graham	do	536 35
E. Playfair	do	500 00
A. Kennedy	do	507 24
J. Boyker	do	502 35
M. Reid	do	500 00
F. Holterman	do	258 78
J. Macdonald	do	162 50
W. H. Cowper	do	79 00
Joseph Wilson	do	285 75
J. C. Tarbutt	do	60 00
S. G. Best	do	262 33
J. Mahon	do	250 00
A. Wright	do	203 00
C. E. Bell	do	100 00
Thomas McMurray	do	134 55
E. P. Johnson	do	417 39
W. Jackson	do	1,022 38
A. McNabb	do	996 67
B. Macpherson	do	312 24
A. T. Cadernhead	do	564 12
J. McKibbin	do	220 95
E. Perey	do	110 30
W. Halpenny	do	188 43
J. Sharman	do	192 56
H. Hamilton	do	570 65
J. Wilson	do	197 57
J. F. Day	do	19 40
William Jackson	do	44 45
A. McNabb	do	6 00
Wadsworth, Unwin & Brown	do	53 50
John Green	do	35 00
Joseph Shaw	do	137 51
C. F. Holterman	do	13 00
J. Graham	do	18 00
A. Shaw	do	115 85
W. G. McGeorge	do	19 80
J. P. Foley	do	6 00
John Mahon	do	3 75
George Bick	do	11 75
G. B. Cowper	do	60 00
J. Cashman	do	12 00
G. Kennedy	do	4 75
Thomas H. Johnson	do	40 00
20,622 49		
Commission and disbursements		1,296 53
Wood-ranging		788 25
do		1,430 15
do		3,444 93
21,032 49		
1,888,630 94		

WOOD-RANGING.

Carried forward

Crown Lands Expenditure.—*Concluded*.—Refunds.

TO WHOM PAID.	SERVICE.	\$	cts.	\$	cts.	\$	cts.
	<i>Brought forward</i>	3,444	33	21,032	49	1,888,430	94
	WOOD-RANGING.— <i>Continued</i> .						
W. Russell	Wood-ranging	800	00				
P. W. Freeman	do	1,400	00				
S. M. Johnson	do	1,255	97				
J. B. Turgeon	do	530	00				
T. W. Lee	do	527	25				
C. W. Boland	do	540	00				
W. Boucher	do	473	00				
John C. Kennedy	do	1,111	36				
George Bick	do	633	50				
D. Ruse	do	682	63				
S. L. Soper	do	789	12				
Allan Gunn	do	768	00				
Wm. Bolton	do	825	65				
C. Johnson	do	708	02				
Wm. McKay	do	990	00				
Do	Inspecting	161	45				
				15,680	89		
	INSPECTIONS.						
J. B. McWilliams	Services	136	80				
George Bick	do	60	00				
L. S. Soper	do	45	00				
W. Russell	do	136	45				
T. E. Johnson	do	92	10				
Jos. Shaw	do	260	85				
A. Shaw	do	527	00				
W. H. Denant	do	170	00				
Wm. Hartle	do	340	00				
George Bolton	do	110	00				
				1,898	20		
	SURVEYS.						
C. C. Forneri	Survey, Dawson Road	652	80				
C. F. Chapman	do Perry	2,312	69				
J. W. Hernon	do Lout and residue of Stisted	2,083	61				

J. L. P. O'Hanly	do	Boundary line between Ontario and Quebec	4,261 32
E. Stewart	do	Townships East of Lount, and Machar	3,490 03
J. W. Fitzgerald	do	do North of Lount, Pringle, and Gurd	5,500 00
Walter Beatty	do	do Armour and Laird	3,290 00
Hugh Wilson	do	do Moss, and Township near Jack Fish Lake	3,900 00
T. O. Bolger	do	Islands and lands at mouth of Kamistiquia River and Town Plot, French River	1,450 00
John St. V. Cadly	do	Reserve at Southampton	74 62
A. C. Webb	do	Town of Gosport	39 50
C. M. Smith	do	Maps, &c.	237 49
Copp, Clark & Co.	do	Theodolite—chain and set of pins	125 00
C. Potter	do	Map frames	85 25
Thomas Mann	do	Services	7 10
G. B. Kirkpatrick	do		146 20
			27,655 61
MISCELLANEOUS.			
Payments to Municipalities for timber cut on road allowance—			
The Treasurer	do	Township of Barrie	112 26
do	do	do Belmont and Methven	12 83
do	do	do Carlo and Mayo	63 73
do	do	do Denbigh	73 54
do	do	do Balhousie and Sherbrooke North	21 11
do	do	do Dugannon and Faraday	126 33
do	do	do Griffith and Mattawatchan	103 86
do	do	do Kaladar and Angtusea	74 80
do	do	do Kennebec	37 13
do	do	do Lutterworth, Anson and Hindon	33 15
do	do	do Marmora and Lake	6 57
do	do	do Olden	27 33
do	do	do Palmerston	73 57
do	do	do Stanhope	61 59
do	do	do Snowdon and Glamorgan	94 90
			982 70
R E F U N D S.			
E D U C A T I O N.			
Asher, James	do	Refund Subscription Superannuation Fund	3 00
Armstrong, Moore	do	do	7 00
Black, John	do	do	9 00
Benson, David M.	do	do	42 00
Bruce, Wm.	do	do	8 00
Bryden, John	do	do	7 00
Bingham, Hugh S.	do	do	6 00
Barrowclough, Nelson	do	do	8 00
Bingham, J. W.	do	do	8 00
			100 00
			67,249 89
			982 70
			1,955,880 83

Carried forward

Refunds.—Continued.

TO WHOM PAID.	SERVICE.	.	.	.
			\$	cts.
	<i>Brought forward.</i>		100 00	1,455,880 83
	<i>EDUCATION.—Continued.</i>			
	Refund Subscription Superannuation Fund			
Bell, James	do		7 00	
Butler, B. F.	do		6 00	
Balfour, George A.	do		8 00	
Blanchard, Mrs. P.	do		13 97	
Boyd, James E.	do		5 00	
Bell, Thomas J.	do		7 00	
Brine, H. J.	do		2 00	
Blatchford, Thomas	do		7 00	
Bradshaw, W. C.	do		8 00	
Battel, Elias.	do		6 00	
Barkwell, R. H.	do		3 00	
Bolton, John	do		7 00	
Bowman, George W.	do		7 00	
Campbell, Dunean	do		5 00	
Curry, Mrs. Elizabeth A.	do		5 00	
Campbell, John	do		4 00	
Campbell, Peter	do		12 20	
Clarke, E. J.	do		2 00	
Churchill, Benjamin	do		9 00	
Clarke, Thomas R.	do		3 00	
Carleton, Wm. H.	do		2 00	
Campbell, Arch. G.	do		1 00	
Cornier, Thomas	do		7 00	
Dixon, John	do		8 00	
Diekie, Noble	do		5 00	
Deroche, W. P.	do		00	
Davidson, B. T.	do		00	
Duff, Alexander H.	do		5 00	
Donnelly, R. A.	do		18 17	
Denby, Benjamin	do		00	
Donpe, Wm. H.	do		00	
Duggan, F. J.	do		00	
Dunfield, John	do		00	
Dunhuage, R. W.	do		00	
Dunean, E. J. H.	do		7 00	
Dismore, Andrew	do		5 00	
East, Caleb	do		4 00	
	do		4 00	

Evans, George T.	3 00
Forrest, David.	4 00
Farris, Arthur.	9 00
Foster, Sydney	8 00
Ferguson, Mrs. Margaret.	111 50
Fennell, James	6 00
Fincham, J. G. R.	7 00
Frosts, Sylvester	7 00
Franklin, R. M.	6 00
Ferguson, C. E.	6 00
Gilmour, John F.	3 00
Gleason, Mrs. A.	11 76
Gilbert, N. R.	5 00
Garlpy Jos.	5 00
Guthrie, Isaac N.	7 00
Groh, John W.	8 00
Geddes, James H.	6 00
Galbraith, Wm. J.	7 00
Grandy, Robert	7 00
Glasgow, S. H.	5 00
Graham, P. S.	5 00
Graham, Jos.	7 00
Good, J. W.	6 00
Hodgins, W. S.	7 00
Hart, Christopher	7 00
Hodgins, Frank	5 00
Harrison, Benjamin H.	6 00
Haverson, James	5 00
Hodge, Samuel A.	5 00
Hodge, Robert.	4 00
Hopper, George H.	8 00
Hill, J. A.	1 00
Irwin, James	5 00
Irwin, Archibald	6 00
Lebister, M.	5 00
Johnson, J. E.	5 00
Johnson, Daniel	4 00
Johnson, David	3 00
Jones, James L.	7 00
Jackson, Mrs. Ann	5 00
Jameson, George M.	8 00
Jackson, J. B.	7 00
Jarvis, N.	7 00
Kinnes, Caleb	9 00
Kidd, P. E.	4 00
Kerr, George J.	6 00
Laing, Douglas	4 00
Lean, J. H.	8 00
Leavitt, T. W. H.	6 00

Carried forward.

722 60
1,955,880 83

Refunds.—Continued.

TO WHOM PAID.	S E R V I C E.	\$	cts.	\$	cts.	\$	cts.
	<i>P ought forward</i>	722	60	1,955,880	83		
	<i>EDUCATION.—Continued.</i>						
	Refund Subscription Superannuation Fund						
McArthur, George	do	5	00				
Macdonald, Rev. D.	do	6	00				
Moore, Neil D.	do	8	00				
McCannel, D.	do	7	00				
McShea, T. B.	do	4	00				
McMillan, James	do	8	00				
Maithland, R. R.	do	9	00				
Madden, W. H.	do	9	00				
McNabb, Finlay	do	5	00				
Miller, W. R.	do	9	00				
McDonald, J. A.	do	6	00				
McArthur, J. A.	do	7	00				
Morgan, John	do	6	00				
McGill, A.	do	6	00				
Markley, A.	do	7	00				
McDonald, J.	do	1	00				
Moore, W. F.	do	7	00				
Montague, A.	do	5	00				
Mitchell, G. A.	do	8	00				
McLachlan, James	do	8	00				
Moir, A.	do	5	00				
Morrison, H.	do	4	69				
McHenry, James	do	6	00				
McKewon, R. O.	do	8	00				
McEachern, D.	do	3	00				
McHugh, M. Jr.	do	4	00				
McCarty, D.	do	4	00				
Ming, C. F.	do	5	00				
Markley, A. W. R.	do	6	00				
Mathieson, J. G.	do	7	00				
McKinnon, A. H.	do	3	00				
Mackenzie, Win.	do	6	00				
Madge, W. W.	do	5	00				
Malcolm, James	do	7	00				
McDermid, A.	do	6	00				
	do	6	00				

Murphy, G. E.	4 00
McLaggart, Alex.	5 00
Morrison, A. J.	4 00
McNicol, John	9 00
McKay, H.	3 00
McArragher, Jos.	6 00
McDiarmid, P. A.	4 00
Odhuu, E.	6 00
O'Brien, Wm.	3 00
Philp, Wm.	29 81
Park, Mrs. Fanny	5 00
Patterson, Andrew	5 00
Paterson, David	5 00
Parke, Wm. T.	6 00
Roblin, Edmud.	15 84
Ross, Mrs. Margaret	7 00
Rutherford, Peter	8 00
Robinson, Alexander	2 00
Stark, Alexander	4 00
Stanley, U. M.	5 00
Shoff, Elgin	7 00
Sheppard, D. E.	2 00
Skilton, James W.	7 00
Sweep, J. M.	6 00
Stewart, James H.	7 00
Skelly, D. I.	6 00
Stevenson, J. A.	5 00
Suape, Charles	3 00
Starret, Thomas James	5 00
Stewart, D. A.	5 00
Scallion, J. W.	7 00
Sherin, Hy.	15 90
Squier, Mrs. Flora J	5 00
Stalker, John	7 00
Terwilligar, Wm	8 00
Thompson, Alex	3 00
Thompson, James	2 00
Torrance, W.	6 00
Wallace, R. J.	4 00
Wallace, A. E.	9 00
Wisner, M. H.	8 00
Williams, Thomas F.	7 00
White, W. T.	5 00
Weese, R. C.	6 00
Wanvelsor, H. O.	6 00

Carried forward.....

1,231 84

1,955,880 83

Refunds.—Continued.

TO WHOM PAID.	S E R V I C E.	%	cts.	%	cts.
<i>Brought forward</i>					
EDUCATION.—Continued.					
Refund Subscription Superannuation Fund.....		1,231	84		1,955,880
do					83
do		6	00		
do		5	00		
do		6	00		
do		18	11		
1,266 95					
CROWN LANDS.					
Refund on lands in Belmont		20	00		
do		131	20		
do		75	00		
do		38	55		
do		200	00		
do		86	00		
do		22	12		
do		104	00		
do		97	50		
do		32	50		
do		714	00		
do		25	40		
do		388	75		
do		36	90		
do		28	00		
do		100	00		
do		13	00		
do		31	00		
do		70	00		
do		65	00		
do		51	50		
do		100	80		
do		20	00		
do		150	00		
do		200	00		
do		1	40		
do		20	00		
do		21	94		
do		58	96		

Wm. Macmill	do	Thornbury	10 00
Thomas Casey	do	Raleigh	100 00
Isaac Jones	do	Osmey	10 00
Alex. Cameron	do	Tilbury, W	25 00
Belinda Kennedy	do	Penetanguishene	35 00
T. W. McMurray	do	Framboro	7 25
George Bell	do	Sandwich	45 00
Royal Canadian Bank	do	Prince Arthur's Landing	145 00
George Neibergall	do	Bruce	394 42
H. Snider	do	Grey	128 45
James Quinn	do	Turnberry	24 77
J. F. Foley	do	Carden	4 00
James McKenzie	do	Morrison	21 20
Alexander & Stark	do	Morris	21 45
D. McDonald	do	Protou	60 00
Wm. Alexander	do	Bedford	18 20
Thomas Scott	do	Melancthon	40 00
S. Somers	do	Tilbury, E.	10 00
H. Walker	do	Mara	24 80
W. Marks	do	Dalton	19 60
C. G. Chartieris	do	Tilbury	300 00
Thomas Scott	do	Sullivan	5 00
Do	do	Euphrasia	178 46
Do	do	Elderslie	80 00
Do	do	Culross	40 00
Do	do	Tilbury, E.	70 00
Mary Stirling	do	Stephenson	87 35
Hannah Fairbanks	do	Somerville	160 00
J. Kincaid	do	Russell	39 60
B. H. Johnston	do	Port Carling	10 00
Wm. Ivory	do	Carden	10 00
A. H. Babcock	do	Olden	53 00
D. Hunt	do	Brougham	25 00
James Armstrong	do	Artemesia	4 00
John Powell	do	Galway	41 00
Mrs. E. M. Ferrier	do	do	20 20
John Wells	do	do	85 80
Beddante, Hoyles & Ball	do	Brooke	120 00
Wm. Oldright	do	Muskoka	4 00
Wm. Roche	do	Orillia	60 00
Wm. O'Neil	do	Vespra	11 70
John McLane	do	Raina	20 00
Josiah Gernas	do	do	20 00
J. Cruss	do	Bagot	20 00
John Gillies	do	Kinloss	41 60
S. Ridout	do	Prince Arthur's Landing	2 00
Robinson, Robinson & O'Brien	do	Huron	106 50
Daniel Johnston	do	Chatham	28 00
		<i>Carried forward</i>	5,786 17
			1,355,880 83

Refunds.—Continued.

TO WHOM PAID.	SERVICE.	\$ cts.	\$ cts.	\$ cts.
T. D. Ledyard.....	Refund on lands in Galway.....	5,786 17	1,296 96	1,955,880 83
H. McDonald.....	Lanterworth.....	100 00		
Dumble & Bleeker.....	do.....	470 00		
Henry J. Arnold.....	Vernlan.....	42 50		
John C. Steele.....	North Crosby.....	40 00		
Bradley & Bell.....	Proton.....	23 00		
James Wilson.....	Clarence.....	25 00		
S. Somers.....	St. Joseph's Island.....	10 80		
John Richardson.....	Raleigh.....	595 35		
F. J. Kett.....	Tilbury, East.....	80 00		
Hodgins & Black.....	Dalton.....	50 00		
Joseph Jeffery.....	Raleigh.....	63 80		
B. B. Cook.....	Chatham.....	354 12		
F. F. Walsh.....	Bummer.....	106 80		
Mary Shaaks.....	Charlottetown.....	102 80		
Ardagh & Strathy.....	Dalhousie.....	58 00		
D. Campbell.....	Tuy.....	341 50		
Maurice Curtain.....	Eldon.....	67 50		
P. McGahey.....	Admaston.....	17 00		
John Hassard.....	Brant.....	30 00		
Allan Earle.....	Howick.....	15 00		
Peter Berroit.....	Somerville.....	20 00		
McLennan & McDougall.....	Kaladar.....	20 00		
M. McJee.....	Lochiel.....	24 50		
A. M. Clark.....	Hend.....	27 00		
J. McCabe.....	Lake Superior.....	22 34		
John Paul.....	Amaranth.....	61 50		
D. Sullivan.....	Lavant.....	50 00		
L. Nasmith.....	Bentick.....	18 40		
T. D. Ledyard.....	Admaston.....	20 00		
N. McBride.....	Mara.....	10 00		
John N. Blake.....	Southwold.....	8 56		
Richard Skuce.....	Gwillimbury.....	450 00		
C. Holland.....	Jones.....	273 10		
C. E. Romaine.....	Carlen.....	21 00		
Ernest Walker & Burton.....	Luther.....	238 00		
	Huron.....	3 00		

CROWN LANDS—Continued.

W. J. Cooper	75 44
A. J. Lindsay	87 00
Allan & J. C. McDonald	6 00
C. Campbell	92 00
W. Francis	160 00
D. McLaughlin	10 00
Thomas Buck	74 38
Burton Brothers	92 48
Cook & Steen	84 04
John Johnston	7 13
B. Bugnard	60 85
John Moan	40 77
Patrick McFadden	47 12
Peter Thomson	22 08
John Valmer	26 02
Richard Whitesides	51 96
William Dempsey	19 45
B. J. Cole	133 62
Thomas J. Shonahan	2 88
John McNab	40 05
John Gillespie	14 18
George McLean	57 51
John Sweet	17 85
A. Morrison	151 49
McArthur Brothers	152 84
Francis Lamont	5 00
William Simple	17 30
Thomson & Co.	53 40
W. J. Thwaites	44 72
John Chaffey	253 37
Walsh & Macaulay	305 92
Thomas Keats	43 02
M. Reid	501 04
D. Johnston	17 00
John Norris	64 68
William Patton	294 08
John Fell	110 01
A. Brown	10 80
James Leach	11 61
Alex. Duncan	57 66
S. S. Peck	22 19
Gillies & McLaren	750 60
Hays & Lettiner	17 62
Walsh & Kennedy	148 74
C. Hawley	104 90
Wilson & Bradley	89 96
John Thomson	108 08

Carried forward.....

14,438 85

1,266 95

1,955,880 83

Refunds.—*Concluded.*—Railway Aid Fund.—Surveys and Drainage of Swamp Lands.—Railway Aid Fund, &c.

TO WHOM PAID.	S E R V I C E.	\$	cts.	\$	cts.	\$	cts.
	<i>Brought forward</i>	14,438	35	1,266	95	1,955,880	83
	<i>CROWN LANDS.—Continued.</i>						
Ralph Switzer.....	Refund of timber license.....	40	50				
James McVea.....	do.....	14	04				
Thomas Bridges.....	do.....	11	74				
Neil McAffer.....	do.....	12	82				
A. K. Schulenburg.....	do.....	39	90				
Wm. Wright.....	do.....	70	20				
Hugh McKay.....	do.....	61	88				
James Maguire.....	Refund of settlers' license.....	4	00				
Henry Booth.....	do.....	4	00				
Thomas McCreight.....	do.....	4	00				
T. B. Pense.....	do.....	4	00				
John R. Wager.....	do.....	4	00				
R. A. Fairfield.....	do.....	4	00				
George Bick.....	Refund re Scott's Frauds Commission.....	4	50				
John Chambers.....	do.....	52	00				
Blake, Kerr & Boyd.....	do.....	6,000	00				
Hon. A. Richards.....	do.....	1,040	00				
G. A. Kirkpatrick.....	do.....	125	00				
J. D. Edgar.....	do.....	500	00				
John H. Palmer.....	Refund on account of taxes.....	10	00				
Thomas Scott.....	do.....	31	20				
Georgian Bay Lumber Co.....	Refund of ground rent.....	60	00				
John Green.....	do.....	10	00				
J. Thurston.....	do.....	28	00				
Pardee & Lloyd.....	do.....	100	00				
W. Schofield.....	do.....	2	00				
Mrs. Louisa P. Hurd.....	do.....	239	00				
John Ferrie.....	do.....	52	92				
		22,952	05				
	<i>MUNICIPALITIES FUND.</i>						
	Distribution of 1874, as per Statement No. 15.....	24,219	00				
		55,351	05				
	<i>LAND IMPROVEMENT FUND.</i>						
	Expenditure for the year ending 31st December, 1875, as per Statement No. 17.....	28,089	73				

George Blain	On account contract, drainage in Sombra and West Tilbury	16,450 00
William Brown	do do Sarnia	7,086 75
Brayne & Irwin	do do East and West Tilbury	4,845 00
John Carroll	do do Sarnia	10,098 58
John McIntosh	do do Delaware and Aldborough	2,630 00
Jacques Tuto	do do Delaware and East Williams	2,208 00
Richardson & Son	do do West Tilbury	1,955 00
C. Butcher	do do Metcalfe and Sombra	1,949 15
D. S. McKay	do do Raleigh and Aldborough	1,844 20
Brayne & Dornan	do do East Tilbury	1,006 60
H. McLaren	do do Moore	406 00
C. Best	do do East Tilbury	387 20
William Allan	do do Raleigh	272 12
D. W. Crow	do do do	236 98
F. Soutar	do do do	135 00
D. H. Carmichael	do do Delaware	183 00
A. Smith	do do do	170 00
M. Kerr	do do East Tilbury	102 60
G. H. Dolson	do do Raleigh	82 50
S. M. Smith	do do do	46 00
R. McCallum	Services and expenses	561 75
A. Davidson	do	416 55
W. G. McGeorge	do	200 95
J. J. Francis	do	113 92
W. McMillan	do	39 20
Thomas Weatherald	do	12 00
Joseph Wilson	do	5 00
T. N. Molesworth	Travelling expenses	112 05
W. J. S. Holwell	do	47 37
F. T. Jones	do	35 60
Sundry newspapers	Advertising	220 70
Pay lists	Men employed	1,800 26
		55,660 03
		368,050 50
		49,283 50
		2,536,544 64

RAILWAY AID FUND.

Expenditure for the year ending 31st December, 1875, as per Statement No. 22

RAILWAY SUBSIDY FUND.

Expenditure for the year ending 31st December, 1875, as per Statement No. 23

Carried forward.

Land Improvement Fund.—Surplus Distribution.

TO WHOM PAID.	S E R V I C E.	\$ cts.	\$ cts.	\$ cts.
	<i>Brought forward</i>			2,536,544 64
	DRAINAGE DEBENTURES. For the purchase of Drainage Debentures, as per Statement No. 12			81,736 30
	SURPLUS DISTRIBUTION. Expenditure for the year ending 31st December, 1875, as per Statement No. 21			986,243 48
	Total			3,604,524 42

W. R. HARRIS,
Accountant.

ADAM CROOKS,
Treasurer.

TREASURY DEPARTMENT, ONTARIO,
TORONTO, 31st December, 1875.

NO. 19.

STATEMENT of the Municipalities Fund, 18 Vic., Cap. 2, and 19 Vic. Cap. 16, from 31st December, 1874, to 31st December, 1875.

P A Y M E N T S.	§ cts.	R E C E I P T S.	§ cts.
To amount paid to the different Municipalities on account of distribution for twelve months ending 31st December, 1874, at the rate of 15 cents per head.....	55,351 05	By Balance from 1874	75,724 45
To expenses of Management on Receipts, December 31st, 1875.....	9,084 39	By gross receipts of Crown Lands Department for twelve months ending 31st December, 1875	45,171 94
To Refunds of 1875.....	110 00		
To Balance	56,400 95		
	120,896 39	By Balance available for distribution in 1876.....	120,896 39
			56,400 95

W. R. HARRIS,
Accountant.

TREASURY DEPARTMENT, ONTARIO,
TORONTO, 31st December, 1875.

ADAM CROOKS,
Treasurer.

No. 16.

STATEMENT of payments made from Municipalities' Fund, 18th Vic., Cap. 2, and 19th Vic., Cap. 16, being distribution for 1874.

MUNICIPALITY.	COUNTY.	Rate-payers.	Amount.
			8 cts.
Athol	Prince Edward	389	58 35
Adjala	Simeoe	592	88 80
Admaston	Renfrew	388	58 20
Amherst Island	Lennox and Addington	199	29 85
Augusta	Grenville	1,256	187 95
Aylmer	Elgin	273	40 95
Aurora Village	York	304	45 60
Aeton	Halton	195	29 25
Amabel	Bruce	302	45 30
Algona, South	Renfrew	98	14 70
Arnprior Village	do	370	55 50
Arthur do	Wellington	129	19 35
Arthur do	do	655	98 25
Arran	Bruce	749	112 35
Amaranth	Wellington	598	89 70
Asphodel	Peterborough	574	86 10
Ameliaburg	Prince Edward	825	123 75
Anderdon	Essex	450	67 50
Adolphustown	Lennox	173	25 95
Ancaster	Wentworth	972	145 80
Aldburgh	Elgin	989	148 35
Artemesia	Grey	692	103 80
Anglesea	Addington	40	6 00
Ashfield	Huron	787	118 05
Alzwick	Northumberland	183	27 45
Albion	Peel	921	138 15
Almonte Town	Lanark	588	88 20
Do	do arrears of 1871	384	96 00
Do	do do 1872	490	171 50
Do	do do 1873	567	192 78
Amherstburg Town	Essex	577	86 55
Alice	Renfrew	292	43 80
Adelaide	Middlesex	602	90 30
Alfred	Prescott	395	59 25
Ashburnham Village	Peterborough	216	32 40
Albemarle and Eastnor	Bruce	137	20 55
Barrie Town	Simcoe	1,347	202 05
Belmont and Methuen	Peterborough	351	52 65
Buchanan	Renfrew	27	4 05
Brantford	Brant	1,304	195 60
Brighton	Northumberland	694	104 10
Bertie	Welland	687	103 05
Berlin Town	Waterloo	674	101 10
Bromley	Renfrew	275	41 5
Beckwith	Lanark	413	61 95
Brook	Ontario	1,114	167 10
Binbrooke	Wentworth	395	59 25
Biddulph	Middlesex	558	83 70
Brudenell, Radcliffe, Raglan and Lynedoch	Renfrew	253	37 95
Brant	Bruce	881	132 15
Burleigh, Anstruther and Chandos	Peterborough	199	29 85
Elenheim	Oxford	1,085	162 75
Blanchard	Perth	707	106 05
Brighton Village	Northumberland	334	50 10
Bagot and Blytheheld	Renfrew	198	29 70
Bedford	Frontenac	280	42 00
Carried forward			4,612 73

STATEMENT of payments made from Municipalities' Fund, &c.—Continued.

MUNICIPALITY.	COUNTY.	Rate-payers.	Amount.
<i>Brought forward</i>			\$ cts. 4,612 73
Burgess, North	Lanark	291	43 65
Bathurst	do	600	90 00
Barton	Wentworth	626	93 90
Bentineck	Grey	752	112 80
Belleville Town	Hastings	2,313	346 95
Bosanquet	Lambton	765	114 75
Brantford Town	Brant	1,638	245 70
Brougham	Renfrew	90	13 50
Blandford	Essex	324	48 60
Bowmanville Town	Northumberland and Durham	1,238	185 70
Burford	Brant	1 118	167 70
Beverley	Wentworth	946	141 90
Brooke	Lambton	602	90 30
Barrie	Frontenac	87	13 05
Bath Village	Lennox	119	17 85
Bruce	Bruce	741	111 15
Eastard and Burgess	Leeds and Grenville	824	123 60
Brockville Town.....	do	2,675	401 25
Bolton Village.....	Peel	152	22 80
Do do	do arrears of 1873	153	52 02
Brampton Town	do	848	127 20
Burlington Village.....	Halton	185	27 75
Bayham	Elgin	1,134	170 10
Bexley	Victoria	148	22 20
Brussels Village	Huron	815	122 25
Bradford	Simcoe	281	42 15
Bothwell Town	Kent	211	31 63
Colborne Village.....	Northumberland	191	28 65
Crosby, South	Leeds and Grenville	456	68 40
Collingwood.....	Grey	829	124 35
Cayuga, North	Haldimand	519	77 85
Clinton	Lincoln	605	90 75
Caledon	Peel	992	148 80
Camden and Gore	Kent	617	92 55
Caistor	Lincoln	416	62 40
Carrick	Bruce	816	122 40
Camden, East	Addington.....	1,135	170 25
Chippewa Village	Welland.....	185	27 75
Culross	Bruce	778	116 70
Caledonia	Prescott	244	36 60
Cartwright	Durham	517	77 55
Carden and Dalton	Victoria.....	237	35 55
Cornwall	Stormont	790	118 50
Cornwall Town	do	642	96 30
Crosby, North	Leeds	417	62 55
Chinguacousy	Peel	1,290	193 50
Clifton Town	Welland.....	380	57 00
Clinton Village	Huron	439	65 85
Clifford	Wellington	145	21 75
Clarendon and Miller	Frontenac	113	16 95
Cavan.....	Durham	1,088	163 20
Canborough	Haldimand	348	52 20
Colchester.....	Essex	625	93 75
Carlow and Mayo	Hastings	109	16 35
Colborne	Huron	535	80 25
Cranahc	Northumberland	689	103 35
Charlottenburg	Glengarry	1,054	158 10
Clarence.....	Russell.....	599	89 85
Cumberland.....	do	565	84 75
Cobourg.....	Northumberland and Durham.....	1,305	195 75
<i>Carried forward</i>			10,543 70

STATEMENT of payments made from Municipalities' Fund, &c.—Continued.

MUNICIPALITY.	COUNTY.	Rate-payers.	Amount.
<i>Brought forward</i>			\$ cts. 10,543 70
Caradoc	Middlesex	926	138 90
Carleton Place Village	Lanark	335	50 25
Cayuga, South	Haldimand	188	28 20
Crowland	Welland	331	49 65
Clarke	Durham	1,053	157 95
Cayuga Village	Haldimand	174	26 10
Collingwood Town	Simcoe	1,053	157 95
Chatham and North Gore	Kent	1,225	183 75
Charlotteville	Norfolk	1,023	153 45
Caledonia Village	Haldimand	307	46 05
Cambridge	Russell	249	37 35
Chatham Town	Kent	1,540	231 00
Dawn	Lambton	245	36 75
Draper, Ryde and Oakley	Victoria	192	28 80
Darlington	Durham	1,061	159 15
Delaware	Middlesex	371	55 65
Dresden	Kent	244	36 60
Derby	Grey	379	56 85
Dover	Kent	608	91 20
Dungannon and Faraday	Hastings	109	16 35
Dundas Town	Wentworth	828	124 20
Dummer	Peterboro'	351	52 65
Dereham	Oxford	838	125 70
Dorchester, South	Elgin	510	76 50
Do North	Middlesex	771	115 65
Douro	Peterboro'	559	83 85
Downie	Perth	559	83 85
Darling	Lanark	117	17 55
Dunwich	Elgin	930	139 50
Dunn	Haldimand	284	42 60
Dumfries, North	Waterloo	700	105 00
Do South	Brant	607	91 05
Denbigh, Abinger and Ashby	Lennox and Addington	89	13 85
Dysart, Guilford, Dudley, Harburn, Harcourt and Bruton	Haliburton	198	29 70
Durham Town	Grey	188	28 20
Drummond	Lanark	566	84 90
Dalhousie, Sherbrooke and Lavant	do	427	64 05
Dunnville Village	Haldimand	401	60 15
Exeter Village	Huron	253	37 95
Easthope, North	Perth	551	82 65
Do South	do	405	60 75
Ekfrid	Middlesex	604	90 60
Elzevir	Hastings	266	39 90
Ellice	Perth	562	84 30
Elora Village	Wellington	312	46 80
Emily	Victoria	567	85 05
Eccremont	Grey	714	107 10
Etobicoke	York	539	80 85
Esquesing	Halton	992	148 80
Ennismore	Peterboro'	184	27 60
Eldon	Victoria	658	98 70
Embro Village	Oxford	104	15 60
Eramosa	Wellington	615	92 25
Elmsley	Leeds	243	36 45
Do North	Lanark	253	37 95
Enniskillen	Lambton	359	53 85
Euphemia	do	527	79 05
Elderslie	Bruce	720	108 00
Esa	Simcoe	845	126 75
Euphrasia	Grey	598	89 70
<i>Carried forward</i>			15,254 75

STATEMENT of payments made from Municipalities' Fund, &c.—Continued.

MUNICIPALITY.	COUNTY.	Rate-payers.	Amount.
<i>Brought forward</i>			8 cts. 15,245 75
Arnestown	Lennox and Addington	1,073	160 95
Boscott, Front	Leeds	258	38 70
Elizabethtown	do	1,400	210 00
Edwardsburg	Grenville	1,029	154 35
Erin	Wellington	883	132 45
Elma	Perth	667	100 05
Elso	Simcoe	436	65 40
Ergus Village	Wellington	355	53 25
Enelon	Victoria	840	126 00
Etzroy	Carleton	562	84 30
Fullarton	Perth	572	85 80
Federicksburg, North	Lennox and Addington	346	51 90
Finch	Stormont	605	90 75
Federicksburg, South	Lennox and Addington	304	45 60
Foley	Parry Sound District	106	15 90
Fort Erie Village	Welland	202	30 30
Lamboro', West	Wentworth	731	109 65
do East	do	865	129 75
Falway	Peterboro'	120	18 00
Falt Town	Waterloo	1,036	155 40
Flenelg	Grey	690	103 50
Floicester	Carleton	1,200	180 00
Fhattan	Renfrew	312	46 80
Frantham	Lincoln	583	87 45
Fower, South	Leeds and Grenville	189	28 35
do North	Carleton	468	70 20
Frimby	Lincoln	729	109 35
Fainsborough	do	633	94 95
Fwillimbury, West	Simcoe	652	97 80
do East	Yerk	1,074	161 10
do North	do	455	68 25
Freenock	Bruce	690	103 50
Fosfield	Essex	682	102 30
Fuelph	Wellington	508	76 20
Foulbourn	Carleton	575	86 25
Foderich	Huron	782	117 30
do Town	do	1,263	189 45
F Georgina	Yerk	416	62 40
Farden Island Village	Frontenac	121	18 15
Farafraxa, East	Wellington	478	71 70
do West	do	627	94 05
F Griffith and Matawatchan	Renfrew	86	12 90
Flanford	Wentworth	475	71 25
Frey	Huron	690	103 50
F Georgetown Village	Halton	244	36 60
Flamorgan, Cardiff and Monmouth	Haliburton	86	12 90
Fananogue Village	Leeds	607	91 05
Fuelph Town	Wellington	1,585	237 75
Fhibbert	Perth	571	85 65
Fespeler Village	Waterloo	155	23 25
Ffullett	Huron	660	99 00
Fowe Island	Frontenac	87	13 05
F Farvey	Peterboro'	187	28 05
F Hamilton	Northumberland	1,169	175 35
Fawkeshury, East	Prescott	787	118 05
do West	Prescott and Russell	349	52 35
do Village	do	249	37 35
F Hamilton City	Wentworth	8,683	1,302 45
Faldimand	Northumberland	1,160	174 00
F Hastings Village	Peterboro'	160	24 00
Foughton	Norfolk	420	63 00
<i>Carried forward</i>			21,843 80

STATEMENT of payments made from Municipalities' Fund, &c.—Continued.

MUNICIPALITY.	COUNTY.	Rate-payers.	Amount.
<i>Brought forward</i>			\$ cts. 21,843 80
Harwich	Kent	1,447	217 05
Holland Landing Village	York	139	20 85
Hinchinbrooke	Frontenac	191	28 65
Huntingdon	Hastings	541	81 15
Harriston Village	Wellington	242	36 30
Huntley	Carleton	429	64 35
Humphrey	Simcoe	126	18 90
Hope	Durham	853	127 95
Hillier	Prince Edward	512	76 80
Huron	Bruce	755	113 25
Hay	Huron	661	99 15
Horton	Renfrew	211	31 65
Humberstone	Welland	571	85 65
Howick	Huron	1,077	161 55
Howard	Kent	1,016	152 40
Head	Renfrew	32	4 80
Holland	Grey	659	98 85
Hallowell	Prince Edward	865	129 75
Hungerford	Hastings	898	134 70
Innisfil	Simcoe	1,207	181 00
Iroquois Village	Dundas	170	25 50
Ingersoll Town	Oxford	1,214	182 10
Kingston City	Frontenac	3,923	588 45
King	York	1,572	205 80
Kennebec	Frontenac	150	22 50
Kenyon	Glengarry	757	113 55
Kenptville Village	Leeds and Grenville	219	32 85
Keppel	Grey	504	75 60
Kaladar	Lennox and Addington	155	23 25
Kincairdine	Bruce	841	126 15
Kinloss	do	664	99 60
Kitley	Leeds and Grenville	589	88 35
Kingston	Frontenac	743	111 45
Listowel Village	Perth	356	53 40
Logan	do	609	91 35
London City	Middlesex	5,238	785 70
Lake	Hastings	35	5 25
Lanark	Lanark	384	57 60
do Village	do	122	18 30
Louth	Lincoln	386	57 90
Leeds and Lansdowne, Front	Leeds	770	115 50
Lindsay Town	Victoria	910	136 50
Lobo	Middlesex	663	99 45
Leeds and Lansdowne, Rear	Leeds	525	78 75
Lavton, Dizby and Longford	Victoria	161	24 15
Lutterworth, Anson and Hindon	Haliburton	156	23 40
Lancaster	Glengarry	801	120 15
Longueuil	Prescott	263	39 45
London	Middlesex	2,827	424 05
Loughborough	Frontenac	444	66 60
Lucan Village	Middlesex	199	29 85
Lochiel	Glengarry	796	119 40
Luther	Wellington	570	85 50
Medora and Wood	Muskoka District	117	17 55
Mill Point Village	Hastings	191	28 65
McKellar	Parry Sound District	101	15 15
Markham Village	York	155	23 25
Do	do arrears for 1873	155	52 70
Moore	Lambton	956	143 40
McLancthon	Grey	470	70 50
Moss	Middleton	495	74 25
<i>Carried forward</i>			28,261 45

STATEMENT of payments made from Municipalities' Fund, &c.—Continued.

MUNICIPALITY.	COUNTY.	Rate-payers.	Amount.
<i>Brought forward</i>			§ cts. 28,261 45
Auverys	Durham	696	104 40
Mad-stone	Essex	520	78 00
Mitchell Town	Perth	468	70 20
Mornington	do	745	111 75
Merrickville Village	Leeds and Grenville	187	28 05
Moryborough	Wellington	725	108 75
Mount Forest Village	do	325	48 75
Monteagle and Wicklow	Hastings	266	39 90
McGillivray	Middlesex	1,080	162 00
Mara	Ontario	617	92 55
Montague	Lanark	537	80 55
Malden	Essex	303	45 45
Morrison	Simcoe	139	20 85
Methuen	Peterboro'	21	3 15
Murray	Northumberland and Durham	623	93 45
Minden	Haliburton	215	32 25
Marysburgh, North	Prince Edward	371	55 65
Monaghan, South	Northumberland and Durham	221	33 15
Mariposa	Victoria	1,300	195 00
Milton Town	Halton	208	31 20
Marlborough	Carleton	360	54 00
Marysburgh, South	Prince Edward	487	73 05
Monaghan, North	Peterboro'	166	24 90
Madoc	Hastings	720	108 00
Metcalfe	Middlesex	504	75 60
Monck	Muskoka District	124	18 60
Mountain	Dundas	667	100 05
McKillop	Huron	645	96 75
Mersea	Essex	688	103 20
March	Carleton	217	32 75
Macaulay	Victoria	352	52 80
Merrittion Village	Lincoln	277	41 75
Middleton	Norfolk	746	111 90
Markham	York	1,208	181 20
Marmora	Hastings	335	50 25
Moulton and Sherbrooke	Halifax	419	62 85
Muskoka	Simcoe	305	45 75
Minto	Wellington	871	130 65
Mono	Simcoe	687	103 65
Mulmur	do	622	93 30
Malahide	Elgin	1,108	166 20
Macdougall	Parry Sound	167	25 05
Macnab	Renfrew	548	82 20
Morris	Huron	779	116 85
Matilda	Dundas	935	140 25
Medonte	Simcoe	583	87 45
Morrisburgh Village	Durham	262	39 30
Nottawasaga	Simcoe	1,124	168 60
Normanby	Grey	1,027	154 05
Niagara	Lincoln	576	86 40
New Edinburg Village	Carleton	172	25 80
Nissouri, East	Oxford	637	95 55
Norwich, North	do	645	96 75
New Hamburg Village	Waterloo	194	29 10
Newburg Village	Middlesex	109	16 35
Nichol	Wellington	500	75 00
Newburg Village	Addington	228	34 20
Nissouri, West	Middlesex	700	105 00
Nepean	Carleton	1,175	176 25
Norwich, South	Oxford	614	92 10
Newcastle Village	Northumberland and Durham	251	37 65
Newmarket Village	York	342	51 30
<i>Carried forward</i>			33,127 90

STATEMENT of payments made from Municipalities' Fund, &c.—Continued.

MUNICIPALITY.	COUNTY.	Rate-payers.	Amount.
<i>Brought forward</i>			\$ cts. 33,127 90
Nelson	Halton	370	55 50
Napanee Town	Lennox and Addington	743	111 45
Nassagaweya	Halton	597	89 55
Niagara Town	Lincoln	370	55 50
Oxford, West	Oxford	517	77 55
Oxford, East	do	502	75 30
Oxford	Grenville	695	104 25
Ottawa City	Carleton	6,416	962 40
Osgoode	do	818	122 70
Orangeville Town	Wellington	557	83 55
Oneida	Haldimand	551	82 65
Oakville Town	Halton	459	68 85
Oso	Frontenac	116	17 40
Ora	Simcoe	778	116 70
Owen Sound Town	Grey	945	141 75
Orillia Village	Simcoe	501	75 15
Osprey	Grey	580	87 00
Orford	Kent	635	104 25
Otonabee	Peterborough	715	107 25
Oil Springs Village	Lambton	236	35 40
Oakland	Brant	203	30 45
Oshawa Village	Ontario	1,170	175 50
Orillia and Matchedash	Simcoe	492	73 80
Onondaga	Brant	206	30 90
Osnabruck	Stormont	1,190	178 50
Ops	Victoria	646	96 90
Olden	Frontenac	146	21 90
Oxford, North	Oxford	300	45 00
Pilkington	Wellington	544	81 60
Port Colborne Village	Welland	276	41 40
Pelee	Pelee Island, Lake Erie	36	5 40
Proton	Grey	514	77 10
Pickering	Ontario	1,260	189 00
Peel	Wellington	1,047	157 05
Petawawa	Renfrew	86	12 30
Palmerston, North and South Canonto	Frontenac	111	16 65
Petrolia Town	Lambton	479	71 85
Plympton	do	837	125 55
Port Dalhousie Village	Lincoln	215	32 25
Preston Village	Waterloo	312	46 80
Pelham	Welland	593	88 95
Percy	Northumberland	695	104 25
Plantagenet, North	Prescott	582	87 30
Peterborough Town	Peterborough	1,705	255 75
Paris Town	Brant	826	123 90
Pittsburgh	Frontenac	662	99 30
Portland	do	522	78 30
Pembroke	Renfrew	130	19 50
Puslinch	Wellington	747	112 05
Picton Town	Prince Edward	587	88 05
Port Perry Village	Ontario	370	55 50
Plantagenet, South	Prescott	393	58 95
Pakenham	Lanark	346	51 90
Port-mouth Village	Frontenac	185	27 75
Perth Town	Lanark	935	140 25
Parkhill Village	Middlesex	339	50 85
Prescott Town	Grenville	636	95 40
Port Hope Town	Northumberland and Durham	1,410	211 50
Pembroke Village	Renfrew	801	120 15
Russell	Russell	515	77 25
<i>Carried forward</i>			39,159 40

STATEMENT of payments made from Municipalities' Fund, &c.—Continued.

MUNICIPALITY.	COUNTY.	Rate-payers.	Amount
<i>Brought forward</i>			\$ cts. 39,159 40
Aburgh	Stormont	677	101 55
Almond	Lennox	890	133 50
Almond Hill Village.....	York	156	20 40
Arch	Ontario	1,190	178 50
Arma	do	198	29 70
Arnhem	Haldimand	383	57 45
Arleigh	Kent	959	143 85
Arnsay	Lanark	588	88 20
Ardchester	Essex	453	67 95
Ardowdon	Hastings	734	110 10
Ardrenew Village	Renfrew	275	41 25
Ardunney	Kent	160	24 00
Ardurph	Renfrew	50	7 50
Ardurss	do	355	53 25
Ardurmond Village	Carleton	87	13 05
Ardurlyner Village	Simcoe	226	33 90
Ardursted	Muskoka and Parry Sound	78	11 70
Ardurmidale	Simcoe	398	59 70
Ardurult Ste. Marie	Algoma District	184	27 60
Ardurthfleet	Wentworth	644	96 60
Arduronia Town	Lambton	690	103 50
Ardurpowden	Haliburton	109	16 35
Ardurrafford Town	Perth	1,527	229 05
Arduruth's Falls Village	Lanark	382	57 30
Ardurndwiche Town	Essex	257	38 55
Ardurphenson	Muskoka	240	36 00
Ardurphisburg	Prince Edward	608	91 20
ArdurVincent	Grey	988	148 20
Ardurastopol	Renfrew	89	13 35
Arduronia Township	Lambton	582	87 30
Ardurring	Hastings	152	22 80
Ardurreetsville Village	Peel	145	21 75
Arduriney	Hastings	1,156	173 40
Arduriford	Renfrew	528	79 20
Ardurmour	Northumberland	894	134 10
Ardurinford	Welland	594	89 10
Ardurnhope	Haliburton	70	10 50
Ardurffield	Addington	573	85 95
Ardurinia	Thunder Bay District	637	95 55
Ardurawak and Town plot of Brooke	Grey	176	26 40
Ardurabra	Lambton	722	108 30
Ardurathamton Village	Bruce	181	27 15
Arduragog	Ontario	119	17 85
Arduraca	Haldimand	622	93 30
Ardurivan	Grey	696	104 40
Ardurforth Village	Huron	352	52 80
ArdurThomas Town	Elgin	1,173	175 95
Ardurererville	Victoria	232	34 80
Ardurbrooke, South	Lanark	233	34 95
Ardurborrough	York	957	143 55
Ardurthwold	Elgin	1,161	174 15
Ardurley	Huron	667	100 05
Ardurreen	Bruce	368	55 20
Ardurjenham	Grey	720	108 00
Ardurcoe Town	Norfolk	720	108 00
Ardurtt	Ontario	610	91 50
Ardurdwich, West	Essex	511	76 65
Ardurdwich, East	do	675	101 25
ArdurMary's Town	Perth	638	95 70
Ardurrrington	Frontenac	520	78 00
<i>Carried forward</i>			43,800 25

STATEMENT of payments made from Municipalities' Fund, &c.—Continued.

MUNICIPALITY.	COUNTY.	Rate-payers.	Amount.
<i>Brought forward</i>			\$ 43,800 2
Strathroy Town	Middlesex	803	120 4
St. Catharines Town	Lincoln	2,072	310 8
Smith	Peterborough	586	87 9
Stephen	Huron	675	101 2
Thamesville Village	Kent	103	15 4
Tilbury, West	Essex	505	75 7
Do East	Kent	487	73 0
Trenton Village	Hastings	458	68 7
Thorold Village	Welland	482	72 3
Tyendinaga	Hastings	1,145	71 7
Trafalgar	Halton	1,111	166 6
Tiny	Simcoe	562	84 3
Townsend	Norfolk	1,367	205 0
Thurlow	Hastings	1,310	196 5
Tuckersmith	Huron	562	84 3
Turnbury	do	533	79 9
Tay	Simcoe	303	45 4
Thorah	Ontario	480	72 0
Tossorontio	Simcoe	250	37 5
Toronto City	York	23,733	3,559 9
Toronto Township	Peel	1,346	201 9
Torbolton	Carleton	116	17 4
Tecumseth	Simcoe	1,043	156 4
Tudor, Wollaston, Limerick and Cashel	Hastings	228	34 2
Thorold	Welland	639	95 8
Toronto Gore	Peel	296	44 4
Uxbridge Township	Ontario	758	113 7
Uxbridge Village	do	310	46 5
Usborne	Huron	600	90 0
Vaughan	York	1,237	185 5
Vespra	Simcoe	556	83 4
Vienna Village	Elgin	153	22 9
Verulam	Victoria	616	92 4
Waterloo	Waterloo	1,241	186 1
Wyoming Village	Lambton	146	21 9
Westminster	Middlesex	1,410	211 5
Woodhouse	Norfolk	894	134 1
Westmeath	Renfrew	465	69 7
Windham	Norfolk	1,183	177 4
Wilmot	Waterloo	885	132 7
Wallace	Perth	690	103 5
Whitechurch	York	1,206	180 9
Woolwich	Waterloo	913	136 9
Wawanosh, West	Huron	558	83 7
Watt and Cardwell	Simcoe	208	31 2
Wylie	Renfrew	16	2 4
Whitby, East	Ontario	781	117 1
Waterloo Village	Waterloo	396	59 4
Wainfleet	Welland	605	90 7
Walkerton Town	Bruce	298	44 7
Wawanosh, East	Huron	495	74 2
Winchester	Dundas	852	127 8
Walpole	Haldimand	1,065	159 7
Whitby	Ontario	841	126 1
Williams, East	Middlesex	564	84 6
Woodstock Town	Oxford	976	146 4
Willoughby	Welland	245	36 7
Williams, West	Middlesex	462	69 3
Williamsburg	Dundas	832	124 8
Wellesley	Waterloo	909	136 3
<i>Carried forward</i>			53,384 4

STATEMENT of payments made from Municipalities' Fund, &c.—*Concluded.*

MUNICIPALITY.	COUNTY.	Rate-payers.	Amount.
<i>Brought forward</i>			\$ cts. 53,384 40
Whitby Town	Ontario	608	91 20
Vilberforce and N. Algona	Renfrew	374	56 10
Wellington Village.....	Prince Edward	101	15 15
Warwick	Lambton	813	121 95
Windsor Town.....	Essex	1,380	207 00
Wardsville Village.....	Middlesex	98	14 70
Walsingham.....	Norfolk	1,193	178 95
Watford.....	Grenville	503	75 45
Wolfe Island	Frontenac.....	510	76 50
Welland Village	Welland.....	356	53 40
Wormouth.....	Elgin.....	1,669	250 35
Worlock	York	2,266	339 90
Worlockville Village	do	676	101 40
Wong and Escott, Rear	Leeds	461	69 15
Wong, Front of	do	302	58 80
Worlock, East	Oxford	829	124 35
Wong West.....	do	613	91 95
Wong	Kent	269	40 35
TOTAL		369,007	55,351 05

ADAM CROOKS

Treasurer.

W. R. HARRIS,

*Accountant.*TREASURY DEPARTMENT, ONTARIO,
TORONTO, 31st December, 1875.

No. 17.

STATEMENT of Amounts expended on account of Land Improvement Fund to 31st December, 1875.

	\$	cts.		\$	cts.
To amounts paid to the different Municipalities, as per Statement No. 18.....	9,440	58	By amounts collected from the sale of Crown, Common School and Grammar School Lands, between 30th June, 1873, and 30th June, 1874	28,099	73
Do do do Statement No. 19.....	17,310	63			
Do do do Statement No. 20.....	1,348	52			
	28,099	73		28,099	73

W. R. HARRIS,
Accountant.

ADAM CROOKS,
Treasurer.

TREASURY DEPARTMENT, ONTARIO,
TORONTO, 31st^{dec} December, 1875.

No. 18.

STATEMENT shewing the Receipts for the Year ending 30th June, 1874, for Sales of Crown Lands, subject to the Land Improvement Fund, the amount deducted for expenses and payments made to Municipalities.

TOWNSHIPS.	Total Sales.	One-fifth thereof.	Less 6 per cent. Expenses.	Total paid to Municipalities.
	\$ cts.	\$ cts.	\$ cts.	\$ cts.
Shfield	30 00	6 00	36	5 64
Slice	71 20	14 24	84	13 40
Maranath	136 36	27 27	1 62	25 65
Murthur	983 86	196 77	11 76	185 01
Melgona, S.	29 16	5 83	30	5 53
Melmadston	461 64	92 32	5 52	86 80
Meltemesia	3,382 05	676 41	40 56	635 85
Meljala	20 00	4 00	24	3 76
Melrant	80 05	16 01	96	15 05
Melmont	200 00	40 00	2 40	37 60
Melrie	112 65	22 53	1 32	21 21
Melromley	1,167 88	233 57	13 98	219 59
Melrudnell	45 38	9 07	54	8 53
Melrooke	502 05	100 41	6 00	94 41
Melrarrick	1,819 41	363 88	22 00	341 88
Melross	1,811 48	362 29	21 72	340 57
Melcolchester	62 00	12 40	72	11 68
Melatham	124 90	24 98	1 79	23 19
Melaledonia	56 10	11 22	66	10 56
Melumberland	64 50	12 90	77	11 13
Melarence	371 00	74 20	4 44	69 76
Melarden	644 47	129 00	7 74	121 26
Melavan	45 00	9 00	54	8 46
Melrby	161 50	32 30	1 92	39 38
Melunwich	200 00	40 00	2 40	37 60
Melover, E.	84 48	17 89	1 02	16 87
Melalhouseie	4 25	85	05	80
MelDigby	53 02	10 60	63	9 97
MelDalton	104 00	20 00	1 24	18 76
MelEuphrasia	758 78	151 75	9 10	142 65
MelElma	166 30	33 26	1 98	31 28
MelElziver	309 40	61 88	3 71	58 17
MelEsa	297 00	59 00	3 44	55 56
MelEmily	10 60	2 12	12	2 00
MelEldon	20 00	4 00	24	3 76
MelElos	100 15	20 03	1 20	18 83
MelGreenock	3,242 97	648 59	38 94	619 65
MelGlennelg	106 45	21 29	1 26	20 03
MelGrey	116 06	23 21	1 38	21 83
MelGarafraxa	135 70	27 14	1 62	25 52
MelGalway	94 95	18 99	1 11	17 88
MelGwillimbury, W.	100 00	20 00	1 20	18 80
MelHolland	2,198 90	439 78	26 38	413 40
MelHowick	2,092 16	418 43	25 08	393 36
MelHungerford	145 00	29 00	2 34	26 66
MelHuntingdon	124 62	25 00	1 50	13 50
MelHarwich	516 50	103 30	6 18	97 12
MelKinloss	5,052 50	1,010 50	60 60	949 90
MelKaladar	839 33	167 86	10 07	157 79
MelKuther	3,632 27	726 45	43 56	683 89
MelLoborough	46 45	9 29	54	8 75
MelLake	9 00	1 80	1 10	1 70
MelLavant	160 00	32 00	1 92	30 08
MelLaxton	435 07	87 01	5 22	81 79
MelMelancthon	2,744 67	549 00	32 94	517 06
MelMinto	4,951 04	990 20	59 40	930 81
MelMara	80 00	16 00	96	15 04
MelMulmer	19 20	3 84	23	3 62
Carried forward.....	41,333 46	8,266 66	496 36	7,771 33

STATEMENT shewing the Receipts for the Sales of Crown Lands, &c.—Continued

TOWNSHIPS.	Total Sales.	One-fifth thereof.	Less 6 per cent. Expenses.	Total paid to Municipalities.
	§ cts.	§ cts.	§ cts.	§ cts.
<i>Brought forward</i>	41,333 36	8,266 66	486 36	7,771 33
Mono	116 00	23 20	1 38	21 82
Morrison	45 94	9 18	54	8 64
Osprey	2,837 86	567 57	34 02	533 52
Olden	317 80	63 46	3 78	59 68
Ops	130 84	26 16	1 56	24 60
Osnabruck	56 00	11 20	66	10 54
Proton	44 00	8 80	52	7 28
Percy	285 00	57 00	3 42	53 58
Raleigh	198 65	39 73	2 38	37 35
Romney	304 70	61 00	3 66	57 34
Rama	79 10	15 82	90	14 92
St. Vincent	145 15	29 03	1 74	27 29
Sydenham	306 00	61 20	3 66	57 54
Sherbrooke, N.	82 00	16 40	96	15 44
Stafford	699 32	139 86	8 39	131 47
Sunnidale	331 80	66 36	3 96	62 40
Somerville	106 60	21 32	1 26	20 06
Tudor	107 40	21 48	1 26	20 22
Tilbury, E.	463 25	92 65	5 55	87 10
Tecumseth	117 35	23 47	1 38	22 09
Wallace	1,231 00	246 80	14 80	232 00
Westmeath	100 00	20 00	1 20	18 80
Wilberforce	494 38	98 87	5 91	92 96
Warwick	43 78	8 75	52	8 23
Wellesley	236 00	47 20	2 82	44 38
	50,215 88	10,043 17	602 59	9,440 58

No. 19.

STATEMENT showing the Receipts for the year ending 30th June, 1874, for the sale of Common School Lands subject to the Land Improvement Fund, the amount deducted for Expenses, and Payments made to Municipalities.

TOWNSHIPS.	Total Sales.	Less 6 per cent. Expenses.	One-fourth paid to Municipalities.
	8 cts.	8 cts.	8 cts.
an	3,664 40	219 87	861 13
field	407 18	24 43	95 68
ur	975 25	58 52	229 18
nt	4,621 96	277 32	1,086 16
ce	7,546 14	452 77	1,773 34
cinck	1,190 90	71 41	279 87
ubrook	210 00	12 60	49 35
by	285 45	17 13	67 08
erslie	7,162 96	429 78	1,683 29
emont	4,415 75	264 95	1,037 70
a	1,351 70	81 10	317 65
elg	2,089 80	125 40	491 10
y	4,383 03	262 98	1,030 01
on	10,028 81	601 73	2,356 77
land	844 04	50 65	198 34
rick	288 05	17 28	67 69
cardine	2,729 65	163 78	641 46
loss	559 45	33 57	131 47
ris	1,479 56	88 78	347 70
nanby	8,222 40	493 35	1,932 27
ley	137 00	8 22	32 19
hampton	27 65	1 66	6 50
een	2,277 00	136 62	535 10
ivan	3,910 00	234 60	918 85
enbam	836 70	50 16	196 64
ubury	2,732 68	163 95	642 19
wbridge	3 25	21	76
wanosh	508 15	30 48	119 42
lace	773 35	46 42	181 74
	73,662 26	4,419 72	17,310 63

W. R. HARRIS,
Accountant.

ADAM CROOKS,
Treasurer.

TREASURY DEPARTMENT, ONTARIO,
TORONTO, 31st December, 1875.

No. 20.

STATEMENT showing the Receipts for the sale of Grammar School Lands from the 30th June, 1873, to the 30th June, 1874, which are subject to the Land Improvement Fund, the amount deducted for Expenses, and Payments made to Municipalities.

TOWNSHIPS.	Total Sales.	Less 6 per cent. Expenses.	One-fourth paid to Municipalities.
	\$ cts.	\$ cts.	\$ cts.
Ashfield.....	436 80	26 20	102 65
Bedford.....	292 89	17 57	68 83
Houghton.....	1,351 54	81 09	317 61
Proton.....	3,216 92	193 01	755 97
Sheffield.....	440 24	26 41	103 46
	5,738 39	344 28	1,348 52

RECAPITULATION.

Crown Lands	89,440 58
Common School Lands	17,310 63
Grammar School Lands	1,348 52
	\$28,099 73

W. R. HARRIS,
Accountant.

ADAM CROOKS,
Treasurer.

TREASURY DEPARTMENT, ONTARIO,
TORONTO, 31st December, 1875.

No. 21.

STATEMENT of Expenditure on account of the Surplus Distribution for the year ended 31st December, 1875.

MUNICIPALITY.	COUNTY.	Amount.
		\$ cts.
Alhion	Peel	4,036 24
Adelaide	Middlesex	7,446 82
Amabel	Bruce	2,698 44
Asphodel	Peterborough	2,850 00
Arran	Bruce	3,452 29
Ashburnham Village	Peterborough	1,314 62
Ameliasburgh	Prince Edward	750 00
Alfred	Prescott	1,526 66
Athol	Prince Edward	3,180 37
Aldbrough	Elgin	5,760 00
Adolphustown	Lennox	1,604 16
Ancaster	Wentworth	3,050 00
Augusta	Grenville	2,100 00
Assiginack	Manitoulin Island	300 00
Aurora Village	York	2,473 65
Bosanquet	Lambton	1,029 21
Belmont and Methuen	Peterborough	287 64
Bexley	Victoria	2,733 70
Barrie	Simcoe	118 58
Brant	Bruce	8,337 27
Bolton Village	Peel	350 00
Berlin Town	Waterloo	11,344 37
Blenheim	Oxford	2,500 00
Bertie	Welland	1,247 50
Burleigh and Anstruther	Peterboro'	247 00
Bruce Township	Bruce	7,353 54
Blandford	Oxford	3,968 35
Bath Village	Lennox and Addington	1,268 68
Binbrook	Wentworth	1,300 00
Bedford	Frontenac	1,861 90
Bothwell Town	Kent	750 00
Bradford	Simcoe	2,453 73
Brussels	Huron	3,166 00
Brantford Township	Brant	5,607 50
Brampton Town	Peel	4,574 52
Caledon Township	do	74 96
Camden	Kent	580 70
Carden and Dalton	Victoria	328 84
Caradoc	Middlesex	9,026 00
Clarence	Russell	427 26
Carrick	Bruce	6,000 00
Camden, East	Lennox and Addington	10,215 78
Clinton Township	Lincoln	1,244 11
Caistor	do	2,761 61
Caledonia Township	Prescott	1,600 00
Cornwall	Stormont	9,660 53
Clifton Town	Welland	3,370 41
Crosby, South	Leeds and Grenville	4,426 64
Cayuga, South	Haldimand	2,088 68
Chinguacousy	Peel	12,996 70
Cardiff and Monmouth	Peterboro'	152 46
Crosby, North	Leeds and Grenville	30 10
Cayuga, North	Haldimand	4,378 31
Canborough	do	504 91
Charlotteville	Norfolk	1,100 16
Chatham Township	Kent	1,800 00
Dumfries, North	Waterloo	2,023 00
Delaware	Middlesex	3,960 00
Draper, Ryde and Oakley	Victoria	34 92
Denbigh and Ashby	Lennox and Addington	541 20
Dover	Kent	2,139 09
Dereham	Oxford	5,057 56
<i>Carried forward</i>		189,506 67

STATEMENT of Expenditure on account of the Surplus Distribution for the year ended 31st December, 1875.—*Continued.*

MUNICIPALITY.	COUNTY.	Amount.
<i>Brought forward</i>		S cts. 189,506 67
Dumfries, South	Brant	4,900 00
Dresden	Kent	45 28
Douro	Peterboro'	964 00
Dummer Township	do	3,830 75
Dawn	Lambton	1,205 00
Dorchester, North	Middlesex	10,547 40
do South	Elgin	1,670 00
Euphemia	Lambton	969 05
Ekfild	Middlesex	1,760 25
Esquimaux	Grey	4,856 65
Emmiskillen	Lambton	90 33
Elora Village	Wellington	1,713 69
Etobicoke	York	509 00
Elderslie	Bruce	6,180 02
Elnsley	Leeds	740 21
Escott, Front	do	1,953 09
Ernestown	Lennox and Addington	8,931 05
Edwardsburgh	Grenville	9,633 00
Eldon	Victoria	9,539 00
Finch Township	Stormont	2,608 98
Forest Village	Victoria	650 00
Flos	Simcoe	2,069 36
Fenelon	Victoria	1,495 58
Foley	Parry Sound	179 77
Flamboro', West	Wentworth	5,000 00
Fort Erie	Welland	203 36
Fredericksburgh, North	Lennox and Addington	3,644 03
Fitzroy	Carleton	2,459 00
Flamboro' East	Wentworth	596 00
Guelph Township	Wellington	6,065 44
Galt	Waterloo	2,558 00
Grey Township	Huron	16,497 60
Gower, South	Grenville	851 86
Greenock	Bruce	260 00
Georgetown	Halton	800 00
Gloucester	Carleton	2,355 43
Garafraxa, West	Wellington	2,267 22
Gananoque Village	Leeds	4,298 28
Garafraxa, East	Wellington	3,798 11
Goulbourne	Carleton	6,941 13
Glanford	Wentworth	4,379 20
Gainborough	Lincoln	6,541 60
Howick	Huron	3,907 06
Huron Township	Bruce	3,498 00
Hinchinbrooke	Frontenac	644 00
Hawkesbury, West	Prescott	654 58
Harwich	Kent	1,658 31
Humberstone	Welland	1,963 00
Howe Island	Frontenac	317 50
Humphrey	Muskoka	235 18
Huntley	Carleton	4,120 00
Holland Landing	York	1,367 16
Hawkesbury, East	Prescott	6,312 00
Howland	Manitoulin Island	700 00
Hay	Huron	16,412 50
Hillier	Prince Edward	1,000 00
Huntingdon	Hastings	659 92
Ingersol Town	Oxford	3,815 38
Iroquois Village	Dundas	1,698 30
Keppel	Grey	58 14
Kingston City	Frontenac	10,713 19
Kimloss	Bruce	2,567 38
Kincardine Township	do	8,457 00
<i>Carried forward</i>		406,823 99

STATEMENT of Expenditure on account of the Surplus Distribution for the year ended 31st December, 1875.—Continued.

MUNICIPALITY.	COUNTY.	Amount.
<i>Brought forward</i>		\$ cts. 406,823 99
Madar and Anglesea	Lennox and Addington	814 70
Mtley	Leeds	8,220 05
Ming	York	16,132 01
Minterworth, Anson and Hindon	Haliburton	483 67
Meds and Lansdowne, Front	Leeds	3,520 00
Do Rear	do	2,251 00
McLean Village	Middlesex	54 95
Mingueuil	Prescott	2,511 30
McKnox Village	Huron	757 75
McLain Township	do	8,944 01
Mendon Township	Middlesex	28,516 22
Mercaster	Glengarry	2,500 00
McKellar	Parry Sound	9 77
McGillivray	Middlesex	900 67
McKillop	Huron	14,582 66
Morris	do	944 04
Mariposa	Victoria	6,300 00
Malahide	Elgin	5,398 04
March	Carleton	1,250 00
Maidstone	Essex	487 45
Mosa	Middlesex	1,280 65
Medonte	Simcoe	1,322 08
Morrisburgh	Dundas	895 48
Monaghan, North	Peterboro'	700 00
Middleton	Norfolk	867 00
Muskoka Township	Simcoe	109 94
Mountain	Dundas	2,550 00
Mitilda	do	4,000 00
Metcalf	Middlesex	4,331 17
Malden	Essex	1,724 56
Morse	do	4,853 34
Marysburgh, North	Prince Edward	2,843 49
Do South	do	4,041 83
Medora and Wood	Simcoe	336 00
Morrison	do	1,294 91
Markham Village	York	530 00
Moulton and Sherbrooke	Haldimand	1,000 00
Masagaweya	Halton	892 50
Mormanby	Grey	1,202 58
McLean	Carleton	4,563 43
Missouri, West	Middlesex	8,040 00
Mottawasaga	Simcoe	4,050 00
McEdinburgh	Carleton	640 24
McEwburg	Addington	400 00
McErford	Kent	200 00
McErford, North	Oxford	533 12
McErford, South	Stormont	3,063 70
McErford	Frontenac	204 28
McErford	Simcoe	4,500 00
McErford	Haldimand	1,222 35
McErford	Grey	650 00
McErford	Carleton	7,000 00
McErford	Grenville	12,715 36
McErford	Brant	1,000 00
McErford	do	2,349 25
McErford	Peterboro'	3,399 20
McErford	Lambton	1,102 97
McErford	Ontario	5,600 00
McErford	Oxford	880 00
McErford	Brant	2,950 00
McErford	Waterloo	60 95
McErford	Middlesex	253 54
McErford	Lambton	224 67
<i>Carried forward</i>		609,759 87

STATEMENT of Expenditure on account of the Surplus Distribution for the year ended 31st December, 1875.—*Continued.*

MUNICIPALITY.	COUNTY.	Amount.
<i>Brought forward</i>		\$ 609,759 87
Port Colborne	Welland	1,083 15
Plantagenet, North	Prescott	966 76
Portsmouth Village	Frontenac	673 98
Petrolia Village	Lambton	1,519 42
Plantagenet, South	Prescott	1,106 00
Portland	Frontenac	5,783 01
Pilkington	Wellington	3,769 00
Pelee Island	Essex	224 23
Pickering Township	Ontario	6,100 00
Pelham	Welland	5,395 88
Pushinch	Wellington	9,818 42
Rochester	Essex	588 70
Romney	Kent	178 73
Reach	Ontario	360 00
Russell	Russell	486 45
Roxborough	Stormont	6,700 00
Richmond Village	Carleton	1,029 59
Stephen	Huron	4,578 03
Sarnia Township	Lambton	1,364 22
Smith Township	Peterboro'	713 00
Storrington	Frontenac	200 00
Stanley	Huron	200 00
Sangeen	Bruce	81 78
Sarawak	Grey	39 75
Sombra	Lambton	4,508 17
Southampton Town	Bruce	35 54
Strathroy Town	Middlesex	4,363 12
Sunnidale	Simcoe	643 40
Sandwich, East	Essex	334 28
Snowden	Haliburton	77 69
Sandwich, West	Essex	2,500 00
Sophiasburgh	Prince Edward	4,421 91
Sydenham	Grey	1,600 00
Scarborough	York	10,976 77
St. Mary's	Perth	18,731 00
Seaforth	Huron	1,000 00
Sheffield	Lennox and Addington	5,609 70
Seneca	Haldimand	7,066 65
Somerville Township	Victoria	4,063 19
Toronto City	York	51,641 00
Tay	Simcoe	897 60
Thorah	Ontario	3,482 00
Thamesville Village	Kent	34 92
Tecumseth	Simcoe	5 118 97
Pilbury, East	Kent	1 845 00
Torbolton	Carleton	1 500 00
Tudor, Wollaston, Limerick and Cashel	Hastings	240 83
Tuckersmith	Huron	17 864 59
Trafalgar	Halton	10,867 37
Toronto Township	Welland	12,962 70
Thorold Town	do	3,523 72
Trenton Village	Hastings	418 11
Thorold	Welland	1,200 00
Uxbridge Township	Ontario	993 33
Usborne	Huron	3,000 00
Vespra	Simcoe	1,017 56
Verulam	Victoria	989 16
Vaughan	York	15,163 09
Waterloo Village	Waterloo	635 94
Wawanosh, W.	Huron	157 39
Woolwich	Waterloo	4,000 00
Winchester	Dundas	2,582 00
Whitby Township	Ontario	500 00
<i>Carried forward</i>		\$69,237 57

STATEMENT of Expenditure on account of the Surplus Distribution for the year ended 31st December, 1875.—*Concluded.*

MUNICIPALITY.	COUNTY.	Amount.
<i>Brought forward</i>		\$ cts. 869,237 57
Williams, West	Middlesex	852 93
Wolfe Island	Frontenac	441 00
Williamsburgh	Dundas	2,500 00
Yardsville	Middlesex	1,074 44
Walsingham	Norfolk	9,724 22
Walkerton	Bruce	3,239 35
Walpole	Haldimand	4,520 00
Williams, East	Middlesex	7,302 53
Westminster	do	16,345 48
Waterloo, North and South	Waterloo	16,517 77
Vellesley	do	12,274 88
Wilmot	do	2,000 00
Whitby	Ontario	5,000 00
Yarmouth	Elgin	3,946 00
Yorkville	York	608 10
York	do	21,153 89
Yonge, Front	Leeds	3,523 29
Zorra, West	Oxford	5,264 87
Zone	Kent	780 41
		986,306 73
	<i>Less—Refund of</i>	
	Amount overpaid Township of	
	do do Gosfield	26 55
	do do Collingwood	36 70
		63 25
		986,243 48

W. R. HARRIS,
Accountant.

ADAM CROOKS,
Treasurer.

TREASURY DEPARTMENT, ONTARIO,
TORONTO, 31st December, 1875.

No.

STATEMENT of the Railway Aid Fund

DATE OF PAYMENT.	TO WHOM PAID.	§	cts.	§	cts.
1875.	<i>The Grand Junction Railway—</i>				
January 6	On account of grant for that portion of the line between Belleville and Lindsay, 20 miles				40,000 00
	<i>The Wellington, Grey and Bruce Railway—</i>				
“ 22	On account of grant for that portion of the line between Palmerston and Wingham, 38·466 miles				76,932 00
	<i>The Kingston and Pembroke Railway—</i>				
“ 23	On account of grant for that portion of the line, being 20·191 miles northerly from Kingston	40,382	00		
December 6	do northerly from last point, 25·355 miles	74,892	50		115,274 50
	<i>The Toronto, Grey and Bruce Railway—</i>				
January 28	On account of grant for that portion of the line, being a distance of 1 mile between the Owen Sound temporary station and the station recently completed				2,000 00
	<i>The Port Dover and Lake Huron Railway Company—</i>				
October 18	On account of grant for that portion of the line, being a distance of 40 miles, between Port Dover and Woodstock				80,000 00
	<i>The Northern Extension Railway Company—</i>				
December 14	On account of grant for that portion of the line between Severn Bridge and Gravenhurst, 13·461 miles				53,844 00
	Total expenditure for 1875				368,050 50
	To balance carried down				670,719 50
					1,038,770 00

W. R. HARRIS,
Accountant.

TREASURY DEPARTMENT, ONTARIO,
TORONTO, 31st December, 1875.

22.

34 Vic., Cap. 2, and 35 Vic., Cap. 24.

		\$ cts.	\$ cts.
1875.			
January 1	By balance brought forward	1,038,770 00	
		1,038,770 00	
1876.			
January 1	By balance brought down	670,719 50	

ADAM CROOKS,
Treasurer.

No.

STATEMENT of the

DATE OF PAYMENT.	TO WHOM PAID.	\$	cts.	\$	cts.
1875.	<i>The Canada Southern Railway Company—</i>				
January 12	On account of payment of Certificate, due Dec. 31, 1874..	6,113	98		
June 30	do do June 30, 1875..	6,113	98		
December 31	do do Dec. 31, 1875..	6,113	98		
					18,341 94
	<i>The Toronto, Grey and Bruce Railway Company—</i>				
June 30	On account of payment of Certificate, due June 30, 1875..	3,573	50		
December 31	do do Dec. 31, 1875..	3,573	50		
November 1	On account of payment of half-yearly grants, due June 30, 1875	5,817	42		
December 31	On account of payment of Certificate, due Dec. 31, 1875..	831	06		
					13,795 48
	<i>The Midland Railway Company—</i>				
October 15	On account of payment of half-yearly grants, due June 30, 1875	15,002	82		
December 31	On account of payment of Certificate, due Dec. 31, 1875..	2,143	26		
					17,146 08
	Total expenditure for 1875				49,283 50
	To balance carried down				298,705 60
					347,989 10

W. R. HARRIS,

Accountant.

TREASURY DEPARTMENT, ONTARIO,

TORONTO, 31st December, 1875.

3.

Railway Subsidy Fund.

		\$	cts.	\$	cts.
1875.					
January 1	Balance brought forward	247,989	10		
December 31	Appropriation for 1875	100,000	00		
				347,989	10
1876.					
January 1	By balance brought down	298,705	60		

ADAM CROOKS,
Treasurer.

No. 24.

THE LAW SOCIETY, in account with the Province of Ontario.

1875.	DR.	\$ cts.	\$ cts.	\$ cts.
Jan. 1.....	To debentures brought down.....	16,000 00		
	“ balance of open account	115,363 06		
June 30	“ half-year's interest on debentures (6 per cent.)		131,363 06	
	“ do open account (5 per cent.)		480 00	
Dec. 31	“ payments made by Ontario in 1875		2,884 07	
	“ half-year's interest on debentures		480 00	
	“ do open account		2,884 07	
	CR.		140,423 61	
	By law stamp fees.....		14,000 00	126,423 61
1876.	DR.			
Jan. 1.....	To debentures brought down.....	16,000 00		
	“ balance of open account	110,423 61		126,423 61

ADAM CROOKS,
Treasurer

W. R. HARRIS,
Accountant.

TREASURY DEPARTMENT, ONTARIO,
TORONTO, 31st December, 1875.

STATEMENT shewing the amount of Stationery supplied the various Departments by the Queen's Printer, during the year ended 31st December, 1875.

		\$	cts.	\$	cts.
Lieutenant-Governor's office	Stationery supplied.....	148	60		
Attorney-General's and Executive Council office	do	315	50		
Secretary and Registrar's office	do	411	64		
Registrar-General's	do	110	68		
Treasury	do	538	44		
Immigration	do	105	90		
Public Works	do	254	40		
Agriculture	do	28	70		
Crown Lands	do	1,811	31		
Inspector of Prisons, &c.	do	165	16		
Queen's Printer	do	75	25		
Legislative Assembly	do	1,541	72		
Court of Chancery	do	277	58		
Do Queen's Bench	do	42	50		
Do Common Pleas	do	42	35		
Do Error and Appeal	do	158	54		
Practice Court	do	10	54		
Clerk of Process	do	22	15		
Registrar at Thunder Bay	do	100	00		
Do Parry Sound	do	90	00		
Do Muskoka	do	20	00		
School of Practical Science	do	87	08		
Do Agriculture	do	27	10		
Central Prison	do	68	41		
Lunatic Asylum, Toronto	do	57	50		
Institute for the Blind	do	3	60		
					6,514 65
Stock on hand 31st December, 1874		6,921	12		
do purchased to do 1875 :-					
	<i>Carried forward.</i>			6,921	12

STATEMENT shewing the amount of Stationery supplied the various Departments by the Queen's Printer, &c.—Continued.

	\$	cts.	\$	cts.
<i>Brought forward</i>				
Sundry supplies	1,136	90		
do	12	43		
do	12	80		
do	2,342	25		
do	15	00		
do	96	00		
do	8	64		
do			3,625	02
Less—Amount issued to Departments			10,546	14
Stock on hand December 31st, 1875			6,514	65
			4,031	49
	6,921	12		

ADAM CROOKS,
Treasurer.

W. R. HARRIS,
Accountant.

TREASURY DEPARTMENT, ONTARIO,
TORONTO, 31st December, 1875.

No. 26.

STATEMENT of amounts charged against Unforeseen and Unprovided during the year ended 31st December, 1875.

SERVICE.	Expenditure in excess of Appropriation.						
	\$	cts.		\$	cts.	\$	cts.
Amount of Appropriation							50,000 00
CIVIL GOVERNMENT.							
Government House		52 76					
Attendant-Governor's Office—Contingencies		384 18					
Executive Council Office		405 96					
Library Department		1,236 69					
Do East Wing repairs		446 77					
Secretary and Registrar's Office—Contingencies		653 12					
Printing		41 18					
Construction		347 25					
Maintenance of Public Institutions		637 25					
Lands Department		2,401 81			6,606 97		
LEGISLATION.							
Printing		265 62					
Stationery, fuel, light, &c.		1,067 85			1,333 47		
ADMINISTRATION OF JUSTICE.							
Printing of Chancery—Contingencies		105 45					
Queen's Bench		47 69					
Supreme Court		1,817 74					
Prothonotary's Office		1,358 08			3,328 96		
EDUCATION.							
Printing of Schools		70 00					
Normal School—Contingencies		125 06					
Printing		63 58					
Books, apparatus, and prizes		67 61					
Normal School, Ottawa		974 85			1,301 10		
PUBLIC INSTITUTIONS MAINTENANCE.							
Printing of Lunatic Asylum		7 75					
Printing of Asylum for the Blind, Brantford		146 17			153 92		
UNFORESEEN AND UNPROVIDED.							
Printing					3,886 07		
Carried forward					16,610 49		

STATEMENT of amounts charged against Unforeseen and Unprovided during the year ended 31st December, 1875.—*Continued.*

SERVICE.	Expenditure in excess of Appropriation.		
	\$ cts.	\$ cts.	\$ cts.
<i>Brought forward</i>		16,610 49	
HOSPITALS AND CHARITIES.....		16	
MISCELLANEOUS.			
Municipalities and other Funds.....	137 40		
Orillia Asylum—Caretaker.....	40 00		
Insurance on Public Buildings.....	3,606 17		
Consolidation of Statutes.....	2 25		
Expenses of Elections.....	13,780 50		
Contested Elections.....	1,742 43		
Unprovided items.....	5,117 97	24,426 72	
PUBLIC BUILDINGS AND WORKS.			
Lunatic and Idiot Asylum, London.....	4,013 64		
Inebriate Asylum, Hamilton.....	627 50		
Central Prison.....	13,037 40		
Agricultural College and Farm, Guelph.....	416 89		
School of Industrial Science.....	1,048 33		
Government House.....	22 76		
Lock-up, Nipissing District.....	140 00		
Port Carling Bridges.....	12 08		
Balsam River Works.....	87 06		
Washago and Gravenhurst Road.....	1,361 11	20,766 77	
COLONIZATION ROADS.....		5,211 89	
CROWN LANDS EXPENDITURE.....		1,690 89	
REFUNDS.			
Crown Lands.....		516 95	69,223
Balance to be provided for in the Estimates of 1877.....			19,223

ADAM CROOKS,

Treasurer.

W. R. HARRIS,
Accountant.

TREASURY DEPARTMENT, ONTARIO,
TORONTO, 31st December, 1875.

STATEMENT shewing the Estimates for the year 1875—including Legislation, 2nd Session, 1874—the amount expended by the Government of Ontario, and the amounts unexpended and overexpended to 31st December, 1875.

SERVICE.	SUB-HEAD OF SERVICE.		Appropriation.		Expenditure.		Unexpended.		Overexpended.	
			\$	cts.	\$	cts.	\$	cts.	\$	cts.
Civ. Government	Government House	Salaries	5,412	00	5,464	76			52	76
	Do	Contingencies	1,400	00	1,400	00			384	18
	Executive Council Office and Attorney-General's Office	Salaries	9,160	00	9,149	08		10	92	
	Do	Contingencies, Repairs, &c.	3,076	00	3,481	96			405	96
	Treasury Department	Salaries	12,500	00	12,499	98		02		
	Do	Contingencies	1,200	00	2,436	69			1,236	69
	Do	East Wing, P. B., repairs, &c.	2,800	00	3,246	77			446	77
	Secretary and Registrar's Department	Salaries	9,700	00	9,700	00				
	Do	Contingencies	1,650	00	2,303	12			653	12
	Registrar-General's Branch	Salaries	11,070	00	10,836	85		233	15	
	Public Works Department	Salaries	15,102	00	15,102	00				
	Do	Contingencies, Repairs, &c.	3,470	00	3,210	22		259	78	
	Department of Agriculture	Salaries	800	00	800	00				
	Do	Contingencies	300	00	341	18			41	18
	Immigration Department	Salaries	1,600	00	1,600	00				
	Do	Contingencies, Repairs, &c.	394	00	941	25			347	25
	Inspection of Public Institutions	Salaries	4,800	00	4,800	00				
	Do	Contingencies	900	00	1,537	25			637	25
	Crown Lands Department	Salaries	39,130	00	39,130	00				
	Do	Contingencies	12,000	00	14,401	81			2,401	81
	Miscellaneous—									
	Gratuities—Public Officers		5,000	00	3,076	00		1,924	00	
Official Gazette		4,200	00	4,200	00					
Queen's Printer's Office		1,540	00	1,539	91		09			
Inspection of Registry Offices		2,000	00	2,000	00					
Do	Division Courts	2,050	00	1,535	35		514	65		
Do	County Offices	300	00	107	80		192	20		
Legislation	Salaries	12,350	00	10,250	00		2,100	00		
	Sessional Writers, Messengers and Pages	5,000	00	563	50		4,436	50		
	Carried forward	169,404	00	166,369	66		3,034	34	6,066	97

Statement, &c.—Continued.

SERVICE.	SUB-HEAD OF SERVICE.		Appropriation.		Expenditure.		Unexpended.		Overexpended.		
			\$	cts.	\$	cts.	\$	cts.	\$	cts.	
Legislation.—Continued	<i>Brought forward.</i>		169,404	00	166,369	66	9,641	31	6,606	97	
	Postages.....		4,000	00	1,465	38	2,534	62			
	Stationery, &c., Statutes.....		20,000	00	9,505	62	10,494	38			
	Printing, &c., Statutes.....		3,000	00	2,468	40	531	60			
	Library.....		2,000	00	2,265	62			265	62	
	Indemnity to Members.....		50,000	00	10,400	00	39,600	00			
	Contingencies.....		4,000	00	3,337	06	662	94			
	Repairs, fuel, light, &c.....		4,850	00	5,917	85			1,067	85	
	Second Session, 1875.....										
	Indemnity to Members, covered by Estimates of 1876.....				20,000	00					
	Administration of Justice	Court of Chancery—Salaries.....		20,230	00	20,167	50	62	50	105	45
		Do Contingencies.....		1,400	00	1,505	45				
		Court of Queen's Bench—Salaries.....		8,020	00	8,020	00				
		Do Contingencies.....		500	00	547	69			47	69
		Court of Common Pleas—Salaries.....		4,800	00	4,800	00				
Do Contingencies.....			250	00	227	93	22	07			
Court of Error and Appeal.....			14,410	00	14,227	73	182	27			
Practices Court.....					1,817	74			1,817	74	
Criminal Justice.....			121,000	00	122,358	08			1,358	08	
			48,795	00	45,730	79	3,064	21			
Miscellaneous Justice	Public and Separate Schools.....		240,000	00	239,825	68	174	32			
	Public School Inspection.....		27,350	00	26,926	60	423	40			
	Poor Schools.....		8,000	00	8,070	00			70	00	
	High Schools and Collegiate Institutes.....		80,500	00	80,482	70	17	30			
	Inspection of High Schools and Collegiate Institutes.....		7,180	00	6,517	11	662	89			
	County Examination of Teachers.....		2,035	00	1,835	53	199	47			
	County Teachers' Institutes.....		2,800	00			2,800	00			
	Superannuated Teachers.....		29,000	00	26,509	25	2,490	75			
	Normal School—Salaries.....		16,900	00	16,900	00					
	Do Contingencies.....		7,065	00	7,190	06					
	Museum.....		2,650	00	2,713	58					

Libraries, Apparatus and Prizes	50,067 61	50,067 61		67 61
Depository—Salaries	4,855 00	4,855 00		
Do Contingencies	3,110 00	3,021 98	88 02	
Education Office—Salaries	14,040 00	14,040 00		
Do Contingencies	5,490 00	5,275 06	214 94	
Council of Public Instruction	2,900 00	2,992 25	1,507 75	974 85
Normal School, Ottawa	5,000 00	5,974 85		
Toronto Lunatic Asylum	85,448 00	85,455 75		7 75
do do	84,042 00	84,041 96		
Kingston do	52,195 00	52,195 00	04	
Reformatory, Penetanguishene	21,794 00	21,794 00		
Central Prison, Toronto	46,340 00	39,594 80	6,745 20	
Deaf and Dumb Asylum, Belleville	32,939 00	32,936 21	2 76	
Blind Institute, Brantford	22,539 00	22,685 17		146 17
Agricultural College and Farm, Guelph	18,388 00	18,380 33	7 17	
School of Practical Sciences, Toronto	5,800 00	5,626 76	173 24	
Agencies in Europe	13,410 00	16,492 64		3,082 64
Do Canada	7,100 00	7,881 43		781 43
To pay Donations Government for forwarding Immigrants	25,000 00	25,000 00		
Carriage of Immigrants in Ontario	10,000 00	7,987 61	2,312 39	
Provisions and Medical Attendance	10,000 00	7,364 89	2,635 11	
Advances in reduction of passage of Immigrants	50,000 00	23,436 93	26,563 07	
Commissions Temporary Agents	5,000 00	5,022 00		22 00
Incidentals	1,300 00	1,175 03	124 97	
Agriculture, Arts, Literary and Scientific Institutions	95,100 00	94,444 83	655 17	
Hospitals and Charities	52,346 00	52,346 16		16
Miscellaneous	2,500 00	1,042 54	1,457 46	
Expenses—Law Stamps and Licenses	100 00	257 40		137 40
Do Municipalities and other Funds	2,000 00	1,637 27	362 73	
Do Municipal Loan Fund Debt and Surplus Schemes	4,000 00	4,000 00		
Do Arbitration—Ontario and Quebec	4,000 00	3,700 00	300 00	
Do do North-West Boundary	400 00	400 00		
Do Marriage Licenses	500 00	451 85	48 15	
Do Inspection of Railways	600 00	600 00		
Ontario Rifle Association	200 00	240 00		
Orillia Asylum—Caretaker	7,000 00	10,606 17		40 00
Insurance Public Buildings	5,000 00	5,002 25		3,606 17
Consolidation of Statutes	49,600 00	54,380 50		2 25
Expenses of Elections	1,693,235 00	1,621,684 28	124,727 69	13,780 50
<i>Carried forward</i>				34,176 97

Statement, &c.—Continued.

SERVICE.	SUB-HEAD OF SERVICE.		Appropriation.	Expenditure.	Unexpended.	Overexpended.
			\$ cts.	\$ cts.	\$ cts.	\$ cts.
Miscellaneous.—Continued.....			1,633,235 00	1,621,684 28	124,727 69	34,176 97
		<i>Brought forward.....</i>	5,000 00	6,742 43		1,742 43
		Unprovided Items		5,117 97		5,117 97
Public Buildings.....						
		Lunatic Asylum, Toronto	1,200 00	1,014 07	185 93	
		Lunatic and Idiot Asylums, London	4,200 00	8,213 64		4,013 64
		Inebriate Asylum, Hamilton	45,000 00	45,627 50		627 50
		Reformatory, Penetanguishene	6,000 00	1,451 02	4,548 98	
		Central Prison, Toronto	800 00	13,837 40		13,037 40
		Deaf and Dumb Institution, Belleville	4,500 00	3,632 20	867 80	
		Blind Institute, Brantford	2,600 00	2,583 18	16 82	
		Agricultural College and Farm, Guelph	12,530 00	12,946 89		416 89
		School of Industrial Science, Toronto	200 00	1,248 33		1,048 33
		Normal and Model Schools, Toronto	1,500 00	1,235 23	244 77	
		Normal School, Ottawa	34,000 00	27,630 10	6,369 90	
		Osgoode Hall, Toronto	3,600 00	2,290 96	1,309 04	
		Government House, Toronto	1,000 00	1,022 76		22 76
		Court House and Gaol, Sault Ste. Marie	1,200 00	165 77	1,034 23	
		Lock-Up and Registry Office, Thunder Bay District	6,000 00		6,000 00	
		Lock-Up, Nipissing District	2,000 00	2,140 00		140 00
		Registry Office, Parry Sound District	100 00		100 00	
Public Works						
		Grand River Works	10,000 00		10,000 00	
		Settler between Mary's and Fairy Lakes	3,000 00	1,854 31	1,145 69	
		Settler's Homestead Fund	4,100 00	920 48	3,179 52	
		Otonabee Works	2,000 00	3 30	1,996 70	
		Gull and Burnt River Works	5,330 00	5,325 54	4 46	
		Bridges, Port Carling	1,200 00	1,212 08		12 08
		Muskoka River Works	5,440 00	2,188 44	3,251 56	
		Wye River Works	8,000 00		8,000 00	
		Balsam River Works	1,000 00	1,087 06		87 06
		Roads, Township of Ryerson	1,000 00	752 36	247 64	
		Scugog Works	5,000 00	4,967 33	32 67	
		Surveys, Inspections, Arbitrations, &c.	5,000 00	1,495 60	3,504 40	
		Washago and Gravenhurst Road	800 00	2,161 11		1,361 11
		Maintenance of Locks	3,400 00	2,947 71	452 29	
Colonization Roads.....			98,300 00	103,511 89		5,211 89

Crown Lands Expenditure	100 00	410 00	10 00
Board of Surveyors.....	25,000 00	20,622 49	4,377 51
Salaries of Agents, &c.....	14,000 00	15,630 89	1,680 89
Forest Planting, and Inspection of Timber Lands	2,000 00	1,898 20	101 80
Inspectors valuing Lands	38,800 00	27,655 61	11,144 39
Surveys	6,500 00	982 70	5,517 30
Miscellaneous			
Refunds.....	750 00	1,206 95	516 95
Education	23,000 00	22,952 05	47 95
Crown Lands	58,213 40	55,351 05	2,862 35
Municipalities Fund	28,039 74	28,039 73	01
Land Improvement Fund.....			
Unforeseen and Unprovided	2,175,598 14	2,063,550 61	201,271 40
	50,000 00		
	2,225,598 14		
Total.....			69,223 87

MEMO.—Expenditure on account of Legislation—2nd Session, 1874—being covered by Estimates of 1875, reduces above Statement of Unexpended Balances by \$58,492.50. See Public Accounts, 1874, folio 42.

W. R. HARRIS,
Accountant.

ADAM CROOKS,
Treasurer.

TREASURY DEPARTMENT, ONTARIO,
TORONTO, 31st December, 1875.

No. 28.

COMPARATIVE STATEMENT, shewing the amounts expended by the Government of Ontario, during the years 1874 and 1875.

SERVICE.	SUB-HEAD OF SERVICE.	
	Expenditure, 1874.	Expenditure, 1875.
Civil Government.....	\$ cts.	\$ cts.
Government House.....	6,507 62	5,464 76
Lieutenant-Governor's Office.....	1,400 00	2,084 18
Do Contingencies.....		
Executive Council Office and Attorney-General's Office—Salaries.....	9,450 00	12,631 04
Do Contingencies, Repairs, &c.....	12,572 84	18,183 44
Treasury Department—Salaries.....		
Do Contingencies.....		
Do East Wing, Parliament Buildings, Repairs, &c.....		
Secretary and Registrar's Department—Salaries.....	9,670 83	12,003 12
Do Contingencies.....		
Register-General's Branch—Salaries.....	9,499 55	10,836 85
Do Payments, &c., to District Registrars.....		
Do Contingencies.....		
Public Works Department—Salaries.....	15,257 73	18,312 22
Do Contingencies, Repairs, &c.....		
Department of Agriculture—Salaries.....	800 00	1,141 18
Do Contingencies.....		
Immigration Department—Salaries.....	1,600 00	2,541 25
Do Contingencies, Repairs, &c.....	4,800 00	6,337 25
Inspection of Public Institutions—Salaries.....	38,130 00	53,531 81
Do Contingencies.....	37,423 81	
Crown Lands Department—Salaries.....		
Do Contingencies, Repairs.....		
Miscellaneous—		
Gratuities, Public Officers.....	2,533 33	3,076 00
<i>Officiant Acadie</i>	3,969 99	4,200 00
Queen's Printer's Office.....	1,578 72	1,539 91
Do Contingencies.....		
Inspection of Registry Offices.....	2,000 00	2,000 00
Inspection of Division Courts.....	1,807 14	1,535 35
Do Travelling Expenses.....		
Inspection of County Offices.....	118 93	107 80
Legislation.....	12,350 02	10,250 00
Sessional Writers, Messengers and Pages.....	7,061 30	593 50
Postages.....	3,085 90	1,465 50

Stationery, etc.....	26,888 13	9,565 62
Printing, etc., Statutes.....	3,037 12	2,468 40
Library.....	3,600 54	2,265 62
Indemnity to Members.....	49,351 80	10,400 00
Contingencies.....	10,426 79	3,337 06
Expenses of second Session.....	58,492 50	5,917 85
Repairs, fuel, light, etc.....		
Expenses of Elections.....		
Indemnity to Members covered by Estimates of 1876.....	2,045 69	20,000 00
Administration of Justice.....		
Court of Chancery—Salaries.....	20,811 23	21,672 95
Do Contingencies.....		
Do Queen's Bench—Salaries.....	8,833 34	8,567 69
Do Contingencies.....		
Do Common Pleas—Salaries.....	5,124 89	5,087 93
Do Contingencies.....		
Do Error and Appeal.....	10,050 00	14,227 73
Practices Court.....	923 44	1,817 74
Criminal Justice.....	121,351 58	122,358 08
Miscellaneous Justice.....	41,238 88	45,730 79
Education.....	487,444 80	503,311 77
Asylums and Public Institutions		
Maintenance.....		
Toronto Lunatic Asylum.....	81,579 24	85,455 75
London.....	80,312 93	84,041 96
Kingston.....		52,135 00
Reformatory, Penetanguishene.....		21,433 45
Central Prison, Toronto.....	30,472 43	39,594 80
Deaf and Dumb Asylum, Belleville.....	31,254 05	32,436 24
Blind Institute, Brantford.....	20,006 47	22,685 17
Agricultural College and Farm, Guelph.....	14,792 44	18,380 83
School of Practical Science, Toronto.....	5,707 11	5,636 76
Immigration.....	134,040 66	94,060 53
Agriculture, Arts, Literary and Scientific Institutions.....	86,438 24	94,444 83
	1,538,455 46	1,495,790 14

Carried forward.

Comparative Statement.—Continued.

SERVICE.	SUB-HEAD OF SERVICE.	Expenditure, 1874.	Expenditure, 1875.
		\$ cts.	\$ cts.
	<i>Brought forward.</i>	1,538,455 46	1,495,790 14
Hospitals and Charities.....		43,020 00	52,346 16
Miscellaneous.....		17,338 20	81,300 41
	Unprovided items.....	409,438 28	5,117 97
Public Works and Buildings.....		90,762 43	150,574 37
Colonization Roads.....		78,908 02	103,511 89
Crown Lands Expenditure.....		7 48 64	67,249 89
166 Refunds.....	Education.....	23,265 97	1,266 95
	Crown Lands.....	116,867 54	22,952 05
	Municipalities Fund.....	22,686 55	55,351 05
	Land Improvement Fund.....	788 68	28,099 73
Stationery Office.....		2,342,339 77	2,063,550 61

ADAM CROOKS,
Treasurer.

W. R. HARRIS,
Accountant.

TREASURY DEPARTMENT, ONTARIO,
TORONTO, 31st December, 1875.

STATEMENTS

OF

RECEIPTS AND EXPENDITURES

ON ACCOUNT OF THE

PROVINCE OF ONTARIO,

DURING THE TWELVE MONTHS ENDING 31ST DECEMBER,

1876.

Laid before the Legislative Assembly by Command.



Toronto:

PRINTED BY HUNTER, ROSE & CO., 25 WELLINGTON ST. WEST,
1877.

*To His Honour the Honourable DONALD ALEXANDER MACDONALD,
Lieutenant-Governor of the Province of Ontario.*

MAY IT PLEASE YOUR HONOUR :

The undersigned has the honour to present to Your Honour*STATEMENT OF THE RECEIPTS AND EXPENDITURES on account of the PROVINCE OF ONTARIO, during the Twelve Months ending this day.

Respectfully submitted.

ADAM CROOKS,
Treasurer.

TREASURY DEPARTMENT, ONTARIO,
TORONTO, 30th December, 1876.

CONTENTS.

	Page		Page
STATEMENT OF CASH.....	9	ADMINISTRATION OF JUSTICE :—	
Do OF INVESTMENTS.....	10	Court of Chancery—Salaries.....	23
Do OF RECEIPTS.....	12	Do of Queen's Bench—Salaries....	23
Do OF EXPENDITURE.....	14	Do of Common Pleas “.....	23
CIVIL GOVERNMENT :—		Criminal Justice, Criminal Prosecutions	23
Government House.....	14	Do Administration of.....	23
Lieutenant-Governor's Office—Salaries.	14	Do Special Services.....	23
Executive Council and Attorney-Gener- al's Offices, Salaries.....	14	Miscellaneous Justice.....	23
Treasury Department, Salaries.....	16	PUBLIC WORKS AND BUILDINGS :—	
Secretary and Registrar's Department, Salaries.....	17	London Lunatic Asylum.....	25
Registrar-General's Branch, Salaries ..	17	Toronto Lunatic Asylum.....	25
Department of Agriculture, “.....	19	Hamilton Lunatic Asylum.....	25
Public Works Department, “.....	17	Osgoode Hall.....	25
Inspectors of Prisons Office, “.....	19	Government House.....	25
Crown Lands Department, “.....	20	Deaf and Dumb Institute.....	25
Miscellaneous.....	22	Blind Institute.....	25
CROWN LANDS EXPENDITURE :—		Reformatory, Penetanguishene.....	25
Board of Surveyors.....	26	Lock, Mary and Fairy Lakes.....	26
Salaries, &c., of Agents.....	26	Lock-ups.....	25
Refunds.....	26	Road between Washago and Graven- hurst.....	26
Surveys.....	26	Surveys and Drainage of Swamp Lands.	26
COLONIZATION ROADS.....	26	School of Agriculture, Guelph.....	25
LEGISLATION :—		School of Practical Science.....	25
Salaries.....	22	Central Prison.....	25
Sessional Messengers, Writers and Pages.....	22	Normal and Model Schools.....	25
Postage and cost of House Post Office.	22	Parliament Buildings.....	25
Stationery, including Printing Papers, &c.....	22	Registry Office, Parry Sound.....	25
Printing, Binding and Circulating the Statutes.....	22	Lunatic Asylum, Orillia.....	25
Expense of Elections.....	22	Gull and Burnt River Works.....	25
Parliamentary Library.....	23	Muskoka River Works.....	26
Indemnity to Members.....	23	Wye River Works.....	26
Repairs to buildings.....	23	Ryerson Roads.....	26
		Lindsay Lock.....	26
		Miscellaneous.....	26
		PUBLIC INSTITUTIONS, MAINTENANCE.....	24
		REFORMATORY, MAINTENANCE.....	24
		AGRICULTURE AND ARTS.....	25
		IMMIGRATION.....	25

	Page		Page
MISCELLANEOUS.....	25	COMMON GAOL, Alterations	27
HOSPITALS AND CHARITIES.....	25	STATEMENT OF DEPARTMENTAL EXPENSES :—	
LITERARY AND SCIENTIFIC INSTITUTIONS..	25	Lieutenant-Governor's Office.	14
EDUCATION.....	23	Executive Council and Attorney-Gen- ral's Offices	14
MUNICIPALITIES' FUND.....	26	Treasury Department.....	16
LAND IMPROVEMENT FUND.....	26	Secretary and Registrar's Department..	17
DRAINAGE.....	26	Public Works Department	17
DRAINAGE DEBENTURES.....	27	Department of Agriculture	19
RAILWAY AID FUND.....	27	Crown Lands Department.....	20
RAILWAY SUBSIDY FUND	27	Queen's Printer.....	22
SURPLUS DISTRIBUTION	27	Legislation.	23
OSGOODE HALL, Special.....	27	Court of Chancery	23
		Court of Queen's Bench.....	23
		Court of Common Pleas.....	23
		Education.....	24
		STATEMENT OF BALANCES OF APPROPRIATIONS	28

STATEMENTS
OF
RECEIPTS AND EXPENDITURES.
1876.

No. 2.

STATEMENT of Investments made during the year ended 31st December, 1876.

TO WHOM PAID.	NATURE OF INVESTMENT.	Amount.	Total Amount.
		\$ cts.	\$ cts.
Bank of Montreal	Special Deposits bearing interest at 5 per cent.	303,000 00	
Ontario Bank	do	300,000 00	
Consolidated Bank	do	118,597 92	
Bank of Commerce	do	400,000 00	
Bank of Toronto	do	8,724 11	
Bank of Ottawa	do	7,640 87	
Bank of Oshawa	do	7,500 00	
Federal Bank	do	121,000 00	
Bank of Hamilton	do	35,000 00	
Merchants Bank	do	5,745 86	
			1,307,208 76
<i>Memorandum as to amounts invested.</i>			
	Amounts of Investments made in 1868	850,000 00	
	do 1869	705,471 68	
	do 1871	1,192,333 53	
	Amount of Special Deposits, December 31, 1875	804,390 42	
	Amount of Special Deposits made during 1876, as per above Statement	1,307,208 76	
			(a) 2,747,805 01
	Less amounts withdrawn to meet Railway Aid payments, Surplus Distribution, Current Expenditure, &c., viz.:-		2,171,599 18
	Bank of Montreal	303,000 00	
	Bank of Commerce	459,446 14	
	Ontario Bank	490,000 00	
	Consolidated Bank	140,174 31	
	Bank of Toronto	5,450 04	

	(b) 508,208 76	3,256,013 77
<p>(a) Composed of—</p> <p>Dominion 6 per cent. Bonds, purchased 5th June, 1868..... 500,000 00</p> <p>do 6 per cent. Stock, purchased 28th October, 1868..... 350,000 00</p> <p>do 5 per cent. Debentures, purchased 2nd March, 1869..... 705,471 68</p> <p>do 5 per cent. Bonds, purchased 19th July, 1871..... 1,192,333 33</p> <p style="text-align: right;">2,747,805 01</p> <p>(b) Composed of Special Deposits now in—</p> <p>Ontario Bank..... 50,000 00</p> <p>Quebec Bank..... 50,000 00</p> <p>Consolidated Bank of Canada..... 68,597 92</p> <p>Dominion Bank..... 32,640 87</p> <p>Federal Bank of Canada..... 200,000 00</p> <p>Bank of Hamilton..... 60,000 00</p> <p>Standard Bank..... 25,000 00</p> <p>Bank of Toronto..... 8,724 11</p> <p>Bank of Ottawa..... 7,500 00</p> <p>Merchants Bank of Canada..... 5,745 86</p> <p style="text-align: right;">508,208 76</p>	(b) 508,208 76	3,256,013 77

ADAM CROOKS,
Treasurer.

W. R. HARRIS,
Accountant.

TREASURY DEPARTMENT, ONTARIO,
TORONTO, December 31st, 1876.

No. 3.

STATEMENT of Receipts of the Province of Ontario for the Year ended
December 31, 1876.

	\$	cts.	\$	cts.	\$	cts.
<i>Dominion of Canada.</i>						
On account of Subsidy and General Accounts					1,333,569	42
<i>Public Institutions Revenue.</i>						
Asylum for the Insane, Toronto	17,358	18				
Do do London	2,792	12				
Do do Rockwood	974	60				
Do do Hamilton	119	50				
Do do Orillia	118	80				
Institute for the Blind, Brantford		25		00		
Do Deaf and Dumb, Belleville		1,211		00		
Central Prison, Toronto	8,445	93				
Reformatory, Penetanguishene	3,165	61				
					34,210	74
<i>Education.</i>						
On account of Education					58,114	65
<i>Municipal Loan Fund.</i>						
On account of Municipal Loan Fund, new debt					113,444	44
<i>Investments.</i>						
Interest on investments					164,494	27
<i>Casual Revenue.</i>						
ines, fees, forfeitures, &c.					19,002	34
<i>Tavern and other Licenses.</i>						
On account of Renewals for two months	14,605	59				
Do Revenue, Tavern, Shop and Pawnbrokers' Licenses	70,511	97				
					85,117	56
<i>Algoa Taxes.</i>						
On account of Patented Lands in Algoa					4,975	79
<i>Law Stamps.</i>						
On account of Law Stamps					66,065	26
<i>Carried forward</i>					1,878,99	47

STATEMENT of Receipts of the Province of Ontario for the Year ended
December 31, 1876—Continued.

	\$	cts.	\$	cts.	\$	cts.
<i>Brought forward</i>					1,878,994	47
<i>Territorial Revenue.</i>						
ocial Funds—Clergy Lands	41,933	89				
Do Common School Lands	63,635	31				
Do Grammar School Lands	10,586	52				
own Lands Revenue	82,254	49				
oods and Forests	437,998	77				
ual fees, &c.	3,606	94				
					640,015	92
<i>Agricultural Farm, Mimico.</i>						
account of Agricultural Farm					631	88
<i>Drainage Debentures.</i>						
account of drainage					27,206	05
<i>Drainage Assessment.</i>						
account of assessment					16,211	71
<i>Osgoode Hall Special Account.</i>						
account of this service					25,000	00
Total					\$2,588,060	03

ADAM CROOKS,
*Treasurer.*W. R. HARRIS,
*Accountant.*TREASURY DEPARTMENT, ONTARIO,
TORONTO, December 31st, 1876.

No. 4.

STATEMENT of Expenditure made by the Treasurer of the Province of Ontario during the twelve months ended 31st December, 1876.

TO WHOM PAID.	SERVICE.	\$ cts.	\$ cts.	\$ cts.
	CIVIL GOVERNMENT.			
	GOVERNMENT HOUSE.			
	LIEUTENANT-GOVERNOR'S OFFICE.			
	Expenses.....			6,565 57
	Salaries.....			2,544 42
	Expenses:—			
	Postage.....	7 71		
	Montreal Telegraph Co.....	94 89		
	Dominion do.....	35 23		
	Stationery.....	157 26	137 83	
	do.....	10 50		
	Books.....	42 55		
	Subscriptions, &c.....		210 31	
	To pay sundries.....		75 75	
			450 20	874 09
	EXECUTIVE COUNCIL AND ATTORNEY-GENERAL'S OFFICES.			
	Salaries.....			11,000 00
	Expenses:—			
	Postage.....	175 98		
	Montreal Telegraph Co.....	106 92		
	Dominion do.....	106 13		
	Printing.....	240 59		
	Alex. Craig do.....	3 50		
			388 03	
			244 09	

Hart & Rawlinson	do	23 40
Willing & Williamson	do	5 00
Rordans & Nicholls	do	3 00
Russell & Hutchinson	do	18 60
McLean, Roger & Co.	do	10 40
John Notman	Stationery	334 39
Hart & Rawlinson	do	4 10
M. J. Brown	do	11 25
Brown Bros.	Letter books	38 10
J. Watson	Interest tables.	10 00
Walker & Miles	Map	20 00
Woodward & Grant	Embossing, &c.	49 38
Fisher & Taylor	Directories, &c.	7 50
H. Totten	do	1 00
W. J. Dickson	do	1 50
Glover Harrison	Furnishings.	1 75
Fulton, Michie & Co.	do	1 70
J. Berwick & Co.	do	3 30
R. Hay & Co.	do	3 35
Gordon & Anderson	do	2 50
C. Page & Sons	do	2 00
P. Honan	do	4 50
W. H. Sparrow	do	65
Jos. Morphy	Plaster work	8 75
G. & E. Evans	Tinsmithing	67 97
W. Milligan	Painting	8 32
W. B. Malcolm	Plumbing	15 44
T. Lalor, jun.	Locksmithing	10 63
Consumers' Gas Co.	Gas	37 16
Water Co.	Water	15 00
C. Burns	Ice	2 50
P. Burns	Fuel	324 78
Mrs. Crawford	Rent	225 00
M. Smith	Services as housekeeper, &c.	95 00
John Power	do fireman	
A. Smith	Office cleaning, &c.	130 05
J. Wade	do	5 00
Lount & Lount	Copying	6 65
M. Wilson	Travelling expenses	21 55
<i>Carried forward</i>		28 20
		3,301 52
		20,984 08

Treasury Department.—East Wing, Parliament Buildings.—Secretary and Registrar's Department.—Public Works Department.

TO WHOM PAID,	SERVICE.	\$ cts.	\$ cts.	\$ cts.
	<i>Brought forward</i>	20 80	3,301 52	20,984 08
	EXECUTIVE COUNCIL AND ATTORNEY-GENERAL'S OFFICE.—Continued.			
	Expenses:—			
Sundry persons	Cab hire	44 07		
J. G. Scott	To pay sundries	19 75		
Sundry newspapers	Subscriptions, &c.		92 02	
			207 05	
	TREASURY DEPARTMENT.			
	Salaries			3,600 59
	Expenses:—			
Joseph Lesslie	Postage	506 86		
Montreal Telegraph Co.	Telegrams	38 73		
Dominion do	do	46 54		
Hunter, Rose & Co.	Printing			542 13
John Noonan	Stationery			203 27
Rolph Smith & Co.	Cheque books			734 82
Walker & Miles	Directories, maps, &c.			30 00
Fisher & Taylor	do	20 00		
McGillivray & Co.	do	15 00		
W. Warwick	do	1 80		
W. J. Dickson	do	1 17		
J. Watson	do	3 00		
R. Carswell	do	10 00		
	do	4 00		
	Post bag	6 25		54 97
E. Bach	Furnishings	21 00		
F. C. Brown	do	2 00		
H. Jacobs	do	2 00		
Rolph Smith & Co.	Repairing stamp			
	Services			31 25
C. M. Edwards	do	128 00		
F. H. Fortias	do	120 00		
J. McNeill	do	36 00		
P. Sims-or	To pay sundries			284 00
Sundry persons	Cab hire			7 35
				10 25
				14,100 00

	40	40				
Sundry newspapers						2,053 44
Subscriptions and advertising						
EAST WING, PARLIAMENT BUILDINGS.						
Repairs, furnishings, fuel, gas, water, &c.						3,601 07
SECRETARY AND REGISTRAR'S DEPARTMENT.						
Salaries						11,349 99
Expenses—						
Postage		530 62				
Telegrams		105 86				
do		72 97				
Printing, &c.			709 45			
Stationery			1,055 33			
Directories, maps, &c.			398 58			
do		20 00				
do		10 00				
do		5 00				
do		10 00				
do		90				
do		13 50		59 40		
Furnishings		2 05				
do		2 80				
do		4 00				
do		4 00				
do		15 25				
Charges			28 10			
Sundries			2 81			
Travelling expenses			1 78			
Cab hire			13 00			
Subscriptions, &c.			21 75			
			116 46			
REGISTRAR-GENERAL'S BRANCH						2,406 66
						8,795 51
PUBLIC WORKS DEPARTMENT.						
Salaries						16,702 00
Expenses—						
Postage		211 69				
Telegrams		164 92				
do		29 94				
Printing			406 55			
Stationery			143 52			
			217 53			
			767 60			
						83,593 34

C. varied forward.

Public Works Department—Continued.—Department of Agriculture.—Inspector of Prisons Office.

TO WHOM PAID.	SERVICE.	\$ cts.	\$ cts.	\$ cts.
<i>Brought forward.</i>				
PUBLIC WORKS DEPARTMENT.—Continued.				
Expenses:—				
Walker & Miles	Directories, maps, &c.	44 19		
Fisher & Taylor	do	7 50		
W. H. Irwin	do	4 50		
W. J. Dickson	do	2 40		
Furnishings				
C. Potter	do	15 00		
H. Jacobs	do	8 00		
F. Peterson & Sons	do	5 35		
F. C. Brown	do	10 50		
R. W. Laird	do	1 50		
Rice Lewis & Son	do	2 50		
G. Sale	do	7 65		
Pulton, Michie & Co.	do	4 90		
K. Hay & Co.	do	8 00		
F. W. Robinson	do	7 80		
Locksmithing				
T. Lador, jun.	do	10 62		
W. Milligan	Painting	13 31		
G. & E. Evans	Tinsmithing	42 38		
W. B. Malcom	Plumbing, &c.	15 45		
J. E. Ellis & Co.	Repairing clocks	9 00		
Office rent				
Mrs. Crawford	do	162 00		
P. Burns	Fuel	40 02		
Consumers' Gas Co.	Gas	15 00		
Water Co.	Water	2 50		
C. Burns	Ice		90 76	
Office cleaning, &c.				
A. Smith	do	170 79		
J. Wade	do	5 00		
J. Broxup	Chimney sweeping	3 00		
To pay sundries				
W. Edwards	do	8 25		
Sundry persons	Club hire	48 31		
K. Tully	Travelling expenses		178 79	
Total				

do	fireman	35 00			
H. A. Sample	Copying			320 00	2,646 54
				46 00	
DEPARTMENT OF AGRICULTURE.					
	Salaries				800 00
	Expenses:—				
Joseph Lesslie	Postage			128 00	
Hunter Rose & Co.	Printing			39 80	
John Notman	Stationery			20 47	
Willing & Williamson	Books			10 80	
Prof. Buckland	To pay sundries			17 40	
Hon. S. C. Wood	Travelling expenses			27 00	
					243 47
INSPECTOR OF PRISONS OFFICE.					
	Salaries				5,450 00
	Expenses:—				
Joseph Lesslie	Postage	174 12			
Dominion Telegraph Co.	Telegrams	91 26			
Montreal	do	70			
Hunter, Rose & Co.	Printing	223 04		265 08	
H. Jacobs	Stationery	8 00		233 79	
F. C. Brown	do	15 75			
Adam, Stevenson & Co.	do	6 25			
J. W. Langmuir	Travelling expenses			253 04	
Do	do special			620 00	
Fisher & Taylor	Directories, almanacs, &c.	2 50		249 84	
W. H. Irwin	do	4 50			
M. Hart	To pay sundries			7 00	
Rolph Smith & Co.	Stamps			10 00	
Sundry persons	Car hire			18 00	
Sundry newspapers	Subscriptions, &c.			63 25	
W. E. Everest	Services	307 50		37 50	
D. Forbes	do	18 00			
J. A. Langmuir	do	5 00			
H. Wallace	do	10 00			
				340 50	
					2,149 00
					94,882 35

Carried forward.

Crown Lands Department.

TO WHOM PAID,	SERVICE.	\$	cts.	\$	cts.	\$	cts.
	<i>Brought forward</i>					94,882	35
	CROWN LANDS DEPARTMENT.						
	Salaries.....					39,860	00
	Expenses:—						
Joseph Leslie.....	Postage.....	757	00				
J. Morphy.....	Postage stamps.....	30	00				
Montreal Telegraph Co.	Telegrams.....	155	46				
do.....	do.....	21	01				
Hunter, Rose & Co.	Printing.....			963	47		
John Notman.....	Stationery.....			1,508	81		
Adam, Stevenson & Co.	Directories, maps, &c.	1	40	1,512	00		
D. Cowans.....	do.....	3	00				
Fisher & Taylor.....	do.....	7	50				
W. J. Dickson.....	do.....	3	00				
Hart & Rawlinson.....	do.....	2	00				
F. B. Drake.....	do.....	3	00				
Walker & Miles.....	do.....	20	00				
Rolph Smith & Co.	Cheque book.....	30	00	39	90		
Quebec Bank.....	Draft book.....	11	25				
F. C. Brown.....	Pens.....	3	75				
H. Jacobs.....	do.....	2	00				
J. Hope & Co.	Furnishings.....	6	53				
R. Hay & Co.	do.....	62	55				
R. Simpson.....	do.....	1	98				
F. Brown.....	do.....	1	74				
Kinnear & Lang.....	do.....	11	25				
J. Paterson & Sous.....	do.....	3	00				
Holcroft & Kerr.....	do.....	5	40				
J. Airl.....	do.....	2	00				
M. Pullen.....	do.....	2	20				
J. Berwick & Co.	do.....	2	70				
do.....	do.....	1	30				
do.....	do.....	1	30				

C. B. Hancock	do	2 50	
W. Rennie	do	4 50	
H. Graham & Co.	do	21 18	
H. Miller & Co.	do	27 12	
G. Leslie & Son	do	16 67	
George Sale	do	28 69	208 57
P. Burns	Fuel	797 28	
Water Co.	Water	171 30	
H. Lewis	Ice	16 00	984 58
R. Jones	Bricklaying	1 91	
J. Fitzgerald	Repairing grate	1 00	
D. Forbes	Roofing	34 35	
W. Milligan	Painting	21 70	
T. Lalor, jun.	Locksmithing	46 50	
W. J. Whitten & Co.	Tinsmithing	129 15	
C. Carnegie	Repairing clocks	95	
J. B. Smith	Lumber	8 67	244 23
E. Harvey	Sweeping chimneys	5 40	
J. Madoy	Clearing snow	23 50	
G. Dachie	do	13 33	
R. Phillips	Whitewashing	13 00	
P. O'Brien	Cartage	27 90	83 13
H. A. Ford	To pay sundries	10 65	
Rowell & Hutchinson	Law Reports	6 36	
Express Co.	Charges	2 85	
Sundry persons	Cab hire	533 75	
Hon. T. B. Pardee	To pay extra clerks	139 50	
D. Kinnan	Services	235 00	
J. Simser	do	8 75	
P. Scully	do	5 00	
W. Bradshaw	do	58 75	
R. Nicholls	do	16 00	
J. Murphy	do	20 00	
J. Cashman	do		
R. W. Cruice	do		
J. Bradshaw	Office cleaning	1,016 75	
Sundry newspapers	Advertising, &c.	236 35	
		643 12	11,107 33
			145,849 68

Carried forward

Miscellaneous.—Legislation.

TO WHOM PAID.		§	cts.	§	cts.	§	cts.
	SERVICE.						
	<i>Brought forward</i>					145,849	68
	MISCELLANEOUS.						
	<i>Official Gazette</i>			1,200	00		
	<i>Queen's Printer's Office.</i>						
	Salaries.....		1,500	00			
	Expenses:—						
	Postage.....		10	80			
	Stationery.....		61	65			
	Printing.....		2	50			
	<i>Inspector of Division Courts.</i>				1,574	95	
	Salary.....		1,400	00			
	Travelling expenses.....		300	00			
	<i>Inspector of Registry Offices</i>						
	<i>Inspection of County Offices.</i>						
	Expenses.....				99	29	
M. B. Jackson						9,574	24
	LEGISLATION.					155,423	92
	<i>Official Salaries</i>				12,250	00	
	<i>Sessional Writers, Messengers and Pages</i>				10,083	75	
	<i>Postages</i>				2,844	74	
	<i>Stationery, Printing and Binding.</i>				15,204	49	
	<i>Printing, &c., Statutes.</i>				150	88	
	<i>Library</i>				2,405	77	
	<i>Indemnity to Members</i>				53,399	80	

Expense			6,462 34	106,940 56
ADMINISTRATION OF JUSTICE.				
<i>Court of Chancery.</i>				
Repairs, fuel, gas, water, &c.				
Salaries.....	20,900 00			
Expenses	1,581 64			
<i>Court of Queen's Bench.</i>			22,482 21	
Salaries.....	9,730 24			
Expenses	1,065 53			
<i>Court of Common Pleas.</i>			10,795 77	
Salaries.....	5,060 00			
Expenses	179 60			
<i>Court of Error and Appeal.</i>			5,239 60	
<i>Practice Court.</i>			15,805 81	
<i>Crown Counsel Prosecutions</i>			1,828 15	
<i>Administration of Criminal Justice</i>			13,405 03	
<i>Special Services</i>			102,954 87	
<i>Miscellaneous</i>			2,340 01	
			51,739 95	286,591 40
EDUCATION.				
<i>Public and Separate Schools</i>			240,118 01	
<i>Do do Inspection</i>			26,936 18	
<i>Poor Schools.</i>			9,980 00	
<i>High Schools and Collegiate Institutions.</i>			81,848 00	
<i>Do do Inspection</i>			8,565 12	
<i>County Examinations</i>			2,750 23	
<i>Superannuated Teachers</i>			31,708 82	
<i>Carried forward</i>			401,975 36	548,955 88

Education.—Maintenance of Public Institutions.—Immigration.—Agriculture, Arts, &c.—Hospitals and Charities.—Miscellaneous.—Public Buildings.

TO WHOM PAID.	SERVICE.	\$	cts.	\$	cts.	ts.
	<i>Brought forward</i>			401,975	36	548,955 88
	EDUCATION—Continued.					
	Normal and Model Schools—Salaries			18,259	26	
	Do do Expenses			7,184	68	
	Museum and Library			3,768	63	
	Journal of Education			2,314	89	
	Libraries, &c.			50,556	29	
	Depository—Salaries.....			5,077	50	
	Do Expenses			3,226	64	
	Education Office—Salaries			12,033	33	
	Do Expenses			5,238	10	
	Council of Public Instruction			1,494	15	
	Normal School, Ottawa—Salaries			7,770	00	
	Do Expenses			5,806	64	
	MAINTENANCE OF PUBLIC INSTITUTIONS.					
	Lunatic Asylum, Toronto			84,359	71	
	Do London			85,029	54	
	Do Kingston			258	12	
	Do Orillia			11,870	74	
	Do Hamilton			31,996	03	
	Reformatory, Penetanguishene			22,122	04	
	Central Prison, Toronto			47,128	15	
	Deaf and Dumb Institute, Belleville			33,759	00	
	Blind Institute, Brantford			27,032	30	
	School of Agriculture, (uelph)			19,736	73	
	School of Practical Science, Toronto			5,027	60	
				524,705	47	

368,409 '96

MIGRATION	45,563 01
AGRICULTURE, ARTS, LITERARY AND SCIENTIFIC INSTITUTIONS	98,260 67
HOSPITALS AND CHARITIES	65,495 07
MISCELLANEOUS.	
Expenses—Law Stamp and Licenses	2,203 23
Do Municipalities and other Funds	476 50
Do Municipal Loan Fund	1,139 40
Do Arbitration—Ontario and Quebec	2,346 04
Do do North-West Boundary	4 25
Do Inspection of Railways	600 00
Ontario Rifle Association	377 25
Orillia Asylum—Caretaker	2,842 93
Insurance—Public Buildings	7,775 65
Consolidation of Statutes	7,261 37
Expenses of Elections	4,138 15
Do Contested Elections	1,038 61
Revision Voters' Lists	18,438 39
Gratuities	19,114 07
Expenses re Philadelphia Exhibition	4,900 00
To pay claimants—Scott reward	572 29
Sundry expenses of the Lieutenant-Governor before Government House was ready	395 63
Unprovided items	74,080 30
PUBLIC BUILDINGS.	
Lunatic Asylum, Toronto	4,342 29
Do London	22,613 30
Do Hamilton	44,437 80
Reformatory, Penetanguishene	5,014 93
Central Prison, Toronto	16,976 04
Deaf and Dumb Institute, Belleville	3,370 13
Blind Institute, Brantford	5,711 43
School of Agriculture, Guelph	14,235 33
School of Practical Science, Toronto	324 28
Normal School, Toronto	3,375 54
Do Ottawa	7,735 00
Osgoode Hall, Toronto	4,476 62
Government House, Toronto	10,070 46
Parliament Buildings, do	2,084 10
Lock-up, Thunder Bay	5,561 08
Do Nipissing District	2,407 20
Do Muskoka District	2,429 00
Registry Office, Parry Sound District	79 31
Lunatic Asylum, Orillia	29,968 75
	188,512 59
	1,908,983 55

Carried forward

Public Works.—Colonization Roads.—Charges on Crown Lands.—Refunds.—Stationery Office.—Drainage. Deben-
 tures.—Railway Aid Fund.—Railway Subsidy Fund.—Surplus Distribution.—Osgoode Hall, Special Account.—Common
 Gaol Alterations.

TO WHOM PAID.	S E R V I C E.	\$	cts.	\$	cts.	\$	cts.
	<i>Brought forward</i>					1,908,983	55
	PUBLIC WORKS.						
	Muskoka River Works			11,772	28		
	Wye River Works			98	95		
	Mary and Fairy Lakes' Works			3,718	41		
	Ryerson Roads			250	00		
	Lindsay Lock			5,146	31		
	Gull and Burnt Rivers' Works			5,017	29		
	Surveys, Inspections, &c.			3,927	39		
	Washago and Gravenhurst Road			481	00		
	Maintenance of Locks, &c.			2,793	72		
	COLONIZATION ROADS					33,265	35
						85,931	43
	CHARGES ON CROWN LANDS.						
	Board of Surveyors			390	00		
	Agents' Salaries, &c.			18,191	60		
	Wood Ranging, &c.			14,500	00		
	Surveys			37,700	00		
						70,781	60
	REFUNDS.						
	Education			1,252	83		
	Crown Lands			13,546	19		
	Municipalities Fund			22,361	91		
	Land Improvement Fund			18,631	16		
	Municipal Loan Fund—overpayment by Township of Wainfleet			1,000	00		
						57,392	09
	STATIONERY OFFICE					2,156,294	02
	DRAINAGE					1,121	99
						53,953	78

24,000 00	
171,957 15	
200,349 50	
424,345 19	
14,900 13	
67,830 81	
3,115,562 52	

DRAINAGE DEBENTURES
 RAILWAY AID FUND
 RAILWAY SUBSIDY FUND
 SURPLUS DISTRIBUTION
 OSGOODE HALL—Special Account
 COMMON GAOL ALTERATIONS.....

ADAM CROOKS,
Treasurer.

W. R. HARRIS,
Accountant.

TREASURY DEPARTMENT, ONTARIO,
 TORONTO, December 31st, 1876.

No. 5.

STATEMENT shewing the Estimates for the year 1876, the amount expended by the Government of Ontario, and the amounts unexpended and overexpended to 31st December, 1876.

SERVICE.	SUB-HEAD OF SERVICE.				Overexpended.	
	Appropriation.	Expenditure.	Unexpended.	Overexpended.		
	\$	cts.	\$	cts.	\$	cts.
Civil Government						
Government House.....	5,512	00	6,565	57		1,053
Lieutenant-Governor's Office—Salaries.....	2,544	43	2,544	42		01
Do Expenses.....	900	00	874	09		25
Executive Council Office and Attorney-General's Office—Salaries.....	11,000	00	11,000	00		
Do Expenses.....	3,370	00	3,600	59		230
Treasury Department—Salaries.....	14,100	00	14,100	00		59
Do Expenses.....	1,500	00	2,053	44		
Do East Wing, Parliament Buildings, repairs, &c.....	2,800	00	3,600	00		553
Secretary and Registrar's Department—Salaries.....	11,350	00	11,349	99		801
Do Expenses.....	1,650	00	2,406	66		01
Registrar-General's Branch.....	8,657	50	8,795	51		756
Public Works Department—Salaries.....	16,702	00	16,702	00		188
Do Expenses, repairs, &c.....	3,470	00	2,646	54		01
Department of Agriculture—Salaries.....	800	00	800	00		
Do Expenses.....	300	00	243	47		56
Inspection of Public Institutions—Salaries.....	5,450	00	5,450	00		53
Do Expenses.....	1,100	00	2,149	00		
Crown Lands Department—Salaries.....	39,890	00	39,890	00		1,049
Do Expenses.....	12,000	00	11,107	33		30
Miscellaneous						
Official Gazette.....	4,200	00	4,200	00		892
Queen's Printer's Office—Salaries.....	1,500	00	1,500	00		67
Do Expenses.....	100	00	74	35		
Inspector of Registry Offices.....	2,000	00	2,000	00		25
Inspector of Division Courts—Salary.....	1,400	00	1,400	00		05
Do Travelling expenses.....	650	00	300	00		
Inspection of County Offices.....	300	00	99	29		350
Salaries						
Sessional Writers, Messengers and Pages.....	12,750	00	12,250	00		500
Postages.....	5,000	00	10,083	75		
Stationery, &c.....	4,000	00	2,844	74		1,155
Printing, &c., Statutes.....	20,000	00	15,204	49		4,795
Library.....	3,000	00	150	88		2,849
Indemnity to members.....	2,000	00	2,405	77		12
	72,600	00	53,359	80		19,290
						20
						5,083
						75
						405
						77

Expenses	4,000 00	4,138 79	138 79
Repairs, fuel, light, &c.	4,850 00	6,462 34	1,612 34
Court of Chancery			
Do Salaries	20,920 00	20,900 57	19 43
Do Expenses	1,400 00	1,581 64	181 64
Do Queen's Bench—Salaries	9,320 00	9,730 24	410 24
Do Expenses	800 00	1,065 53	265 53
Do Common Pleas—Salaries	5,060 00	5,060 00	
Do Expenses	250 00	179 60	70 40
Do Error and Appeal	16,410 00	15,805 81	604 19
Practice Court			
Do Salaries	10,000 00	13,462 15	3,462 15
Do Expenses	163,000 00	162,954 87	45 13
General Administration of Criminal Justice			
Do Salaries	2,000 00	2,340 01	340 01
Do Expenses	53,960 00	51,739 95	2,220 05
Miscellaneous Justice			
Do Salaries	240,000 00	240,118 01	118 01
Do Expenses	28,350 00	26,936 18	1,413 82
Public and Separate Schools			
Do Salaries	10,000 00	9,989 00	11 00
Do Expenses	82,000 00	81,848 00	152 00
Poor Schools			
Do Salaries	8,080 00	8,565 12	485 12
Do Expenses	2,350 00	2,750 23	399 77
High Schools and Collegiate Institutes			
Do Salaries	2,800 00	2,800 00	
Do Expenses	33,000 00	31,768 82	2,800 00
County Examination of Teachers			
Do Salaries	18,300 00	18,259 26	1,231 18
Do Expenses	7,150 00	7,184 68	40 74
County Teachers' Institutes			
Do Salaries	2,500 00	3,768 63	34 68
Do Expenses	2,360 00	2,314 89	1,268 63
Superannuated Teachers			
Do Salaries	50,000 00	50,586 29	586 29
Do Expenses	3,105 00	3,077 50	27 50
Museum			
Do Salaries	3,110 00	3,226 64	116 64
Do Expenses	14,700 00	12,033 33	2,666 67
Journal of Education			
Do Salaries	4,775 00	5,238 10	463 10
Do Expenses	2,800 00	1,494 15	1,305 85
Depository—Salaries			
Do Salaries	8,250 00	7,770 00	480 00
Do Expenses	5,870 00	5,806 64	63 36
Education Office—Salaries			
Do Salaries	85,446 00	84,389 71	1,056 29
Do Expenses	85,030 00	85,029 54	46
Council of Public Instruction			
Do Salaries	20,908 00	11,870 74	51,936 88
Do Expenses	32,028 00	31,996 03	9,037 26
Normal School, Ottawa—Salaries			
Do Salaries	22,130 00	22,122 04	31 97
Do Expenses	50,230 00	47,128 15	7 96
Normal School, Ottawa—Expenses			
Do Salaries	33,759 00	33,759 00	
Do Expenses	27,047 23	27,047 23	
Toronto Lunatic Asylum			
Do Salaries	18,940 00	19,796 73	14 93
Do Expenses	6,200 00	5,027 60	1,172 40
London			
Do Salaries	1,531,179 16	1,442,071 31	110,850 40
Do Expenses			
Kingston			
Do Salaries			
Do Expenses			
Orrilla			
Do Salaries			
Do Expenses			
Hamilton			
Do Salaries			
Do Expenses			
Reformatory, Penetanguishene			
Do Salaries			
Do Expenses			
Central Prison, Toronto			
Do Salaries			
Do Expenses			
Deaf and Dumb Asylum, Belleville			
Do Salaries			
Do Expenses			
Blind Institute, Brantford			
Do Salaries			
Do Expenses			
Agricultural College and Farm, Guelph			
Do Salaries			
Do Expenses			
School of Practical Science, Toronto			
Do Salaries			
Do Expenses			
Asylums and Public Institutions			
Do Salaries			
Do Expenses			
Maintenance			
Do Salaries			
Do Expenses			

Carried forward

Statement, &c.—Continued.


SERVICE.	SUB-HEAD OF SERVICE.		Appropriation.	Expenditure.	Unexpended.	Overexpended.		
	\$	cts.					\$	cts.
Immigration.....	1,531,179	16	1,442,071	31	110,850	40	21,742	55
Agriculture, Arts, Literary and Scientific Institutions.....	79,000	00	45,563	01	33,436	99		
Hospitals and Charities.....	101,150	00	98,260	67	2,889	33		
Miscellaneous.....	65,495	07	65,495	07				
Expenses—Law Stamps and Licenses.....	1,000	00	2,203	23			1,203	23
Do Municipalities and other Funds.....	100	00	476	50			376	50
Do Municipal Loan Fund Debt and Surplus Schemes.....	1,000	00	1,139	40			139	40
Do Arbitration—Ontario and Quebec.....	4,000	00	346	04	3,653	96		
Do do North-West Boundary.....	4,000	00	2,336	49	1,663	51		
Do Marriage Licenses.....	400	00			400	00		
Do Inspection of Railways.....	500	00	4	25	495	75		
Ontario Rifle Association.....	600	00	600	00				
Orillia Asylum—Caretaker.....	405	50	377	25	28	25		
Insurance—Public Buildings.....	1,000	00	2,842	93			1,842	93
Consolidation of Statutes.....	8,000	00	7,775	65	224	35		
Expenses of Elections.....	12,000	00	7,291	37	4,738	63		
Do Contested Elections.....	4,000	00	4,138	15				
Revision Voters' Lists.....	3,000	00	1,038	61	1,961	39		
Gratuities.....	18,882	66	18,498	99	4,383	67		
Expenses re Philadelphia Exhibition.....	15,000	00	19,114	07	100	00		
To pay Claimants—Scott Reward.....	5,000	00	4,500	00	400	00		
Repairs, &c.—Brock's Monument.....								
Sundry expenses of the Lieutenant-Governor before Government House was ready.....								
Unprovided items.....								
Lunatic Asylum, Toronto.....	572	29	572	29			395	68
Lunatic and Idiot Asylum, Lond n.....	4,341	72	4,342	29			57	
Lunatic Asylum, Hamilton.....	20,000	00	22,613	30			2,613	30
Do Orillia.....	41,330	00	44,437	80			3,107	80
Reformatory, Penetanguishene.....	29,000	00	29,968	75			968	75
Central Prison, Toronto.....	5,000	00	5,014	93			14	93
Deaf and Dumb Institution, Belleville.....	16,676	07	16,676	04				
Bland Institute, Brantford.....	2,500	00	3,370	13			870	13
Agricultural College and Farm, Guelph.....	5,750	00	5,711	43	38	57		
chool of Industrial Science, Toronto.....	14,243	15	14,235	33	7	82		
	1,000	00	324	28	675	72		

Normal and Model Schools, Toronto.....	4,000 00	3,975 54	24 46	70 46
Normal School, Ottawa.....	8,800 00	1,065 00	1,065 00	
Osgoode Hall, Toronto.....	4,500 00	4,476 62	23 38	
Government House, Toronto.....	10,000 00	10,070 46		
Parliament Buildings, Toronto.....	3,500 00	2,084 10	1,415 90	
Court House and Gaol, Sault Ste. Mary.....	1,000 00		1,000 00	
Locks-up and Registry Office, Thunder Bay District.....	6,000 00	5,561 08	438 92	
Do Nipissing District.....	500 00	407 20	92 80	
Do Muskoka District.....	3,000 00	2,429 00	571 00	
Registry Office, Parry Sound District.....	100 00	79 31	20 69	
Public Works		3,718 41	2,000 00	218 41
Mary's and Fairy Lakes Works.....	3,500 00			
Otonabee Works.....	2,000 00			
Gull and Burnt River Works.....	3,000 00	5,017 29		17 29
Lindsay Lock.....	4,000 00	5,146 31		1,146 31
Muskoka River and Lakes' Works.....	12,440 00	11,772 28	667 72	
Wye River Works.....	8,000 00	98 95	7,901 05	
Roads, Township of Ryerson.....	250 00	250 00		
Surveys, Inspections, Arbitrations, &c.....	5,000 00	3,927 39	1,072 61	
Washago and Gravenhurst Road.....	500 00	481 00	19 00	
Maintenance of Locks.....	3,400 00	2,793 72	606 28	
Colonization Roads		85,931 43		131 43
Crown Lands Expenditure			10 00	191 60
Board of Surveyors.....	400 00	380 00		
Salaries of Agents, &c.....	18,000 00	18,191 60		
Forest Ranging and Inspection of Timber Lands.....	14,500 00	14,500 00		
Surveys.....	37,700 00	37,700 00		
Refunds				502 83
Education.....	750 00	1,272 83		
Crown Lands.....	23,000 00	13,546 19	9,453 81	
Municipalities' Fund.....	25,521 24	22,361 91	3,159 33	
Land Improvement Fund.....	18,630 16	18,631 16		1 00
Township of Wainfleet—overpayment re Municipal Loan Funds.....		1,600 00		1,600 00
Unforeseen and Unprovided			195,430 32	41,407 32
	2,310,317 02	2,156,294 02	8,582 68	
	50,000 00	41,407 32		
Total	2,360,317 02	2,197,701 34	204,633 00	41,407 32

W. R. HARRIS,
Accountant.

ADAM CROOKS,
Treasurer.

TREASURY DEPARTMENT, ONTARIO,
TORONTO, 31st December, 1876.



NINTH ANNUAL REPORT
OF THE
INSPECTOR
OF
ASYLUMS, PRISONS,
AND
PUBLIC CHARITIES
FOR THE
PROVINCE OF ONTARIO,
FOR THE YEAR ENDING 30TH SEPTEMBER,
1876.

Printed by Order of the Legislative Assembly.



Toronto:

PRINTED BY HUNTER, ROSE & CO., 25 WELLINGTON ST. WEST.
1877.



OFFICE OF THE INSPECTOR OF ASYLUMS, PRISONS, &c., ONTARIO,

TORONTO, 23rd December, 1876.

SIR,—I have the honour to forward herewith, to be laid before His Excellency the Lieutenant-Governor, my Ninth Annual Report respecting Asylums for Insane, and the various Prisons, Reformatories, Hospitals, and Charitable Institutions of the Province, ending for the year ending 30th September, 1876.

I have the honour to be,

Sir,

Your most obedient servant,


JOHN W. LANOMUIR,

Inspector.

The Honourable

S. C. WOOD, M.P.P.

Secretary for the Province of Ontario.



CONTENTS.

	PAGE.
PREFACE.....	1-6
Measure of relief granted by the occupation of Hamilton and Orillia Asylums.....	1
Character of patients sent to these Asylums.....	1-2
Necessity for providing increased accommodation	2-3
Number of Insane to the population, and the extent of Asylum accommodation compared with other countries	2
Provision for the chronic insane	2-3
Recommending establishment of a Training School for Idiots	3
Necessity for enlarging the Institution for the education of the Deaf and Dumb, and the Blind	3
Increase in the criminal population, and probable causes	3-4
Recommending that vagrants and other classes of prisoners be placed at work on public streets	4
Recommending the establishment of an Industrial Reformatory for women	4
Escapes from Common Gaols	4
Remarks upon Charitable Institutions, and the working of the "Charities Aid Act"	4
Summary of Institutions subject to inspection, and their character	5
Nature of the duties of the Inspector, in respect to each class of Institutions	5
Cost of maintaining Public Institutions.....	6
Revenue derived from same.....	6
ASYLUMS FOR THE INSANE.....	
Number and distribution of Insane in the Asylums, on 30th September, 1876	7
Number of Insane under accommodation at the close of each official year since Confederation	7
The way in which the increased number was provided for during year	7-8
Opening of Hamilton and Orillia Asylums	8
Movements and changes in Asylum population	8
Reduction in the number of Insane confined in Gaols	8
Applications for admission to Asylums	9
Statistical return of the number of Insane	9
Number of Lunatics and Idiots respectively.....	9-10
Idiocy, its nature and extent, and the amount of accommodation required for it....	10
Training School for Idiots required ⁷⁵	10
History of Asylum construction ⁷⁶ in the Province.....	11-12
Chronological summary of the same ⁷⁷	12
Recommendations for increasing the Asylum accommodation of the Province.....	13-15
Table showing Asylum operations for the year in respect to the movement of patients.	15
Number of admissions	16
Transfer of patients to Asylums, defects in system	16

	PAGE.
Counties from which patients were admitted	17
Nationality of patients	17
Religions of do	18
Civil state of do	18
Total number of Asylum admissions since the establishment of Asylums in the Province, nationality, religion, and civil condition of the same.....	18-19
Discharge from Asylums during the year, and mental condition at time of discharge	19
Periods of Asylum residence of those discharged	20
Probationary leave to patients	20
Number of patients transferred from one Asylum to another during the year.....	20
Deaths in Asylums during the year	21-22
Suicide of patient.....	21
Periods of Asylum residence of those who died.....	21-22
Revenue derived from payment of patients maintained	22
Increase in the number of paying patients	22
Action of Inspector as <i>ex officio</i> Committee for insane persons.....	23
Asylum expenditures	23-24
Cost per patient in the various Asylums	23
Purchase of Asylum supplies.....	24
Schedule of prices for which supplies were contracted for during year.....	24
SEPARATE REPORTS UPON ASYLUMS FOR INSANE	25-39
TORONTO ASYLUM, operations of, for the year	25
Installation of Dr. Clark as Medical Superintendent.....	25
Health of the Asylum	25
Increased means of amusement recommended.....	25-26
Instructions respecting class of patients to be transferred to Hamilton Asylum	26
Inspection minutes.....	26-27
Recommendations for renewal of furniture and furnishing	26
Alterations, additions, and repairs recommended	27-28
Detached house for Medical Department, recommended	27
Remarks respecting receipts and expenditures.....	28
LONDON ASYLUM—Record of operations and inspection minutes for year	28-32
Over-crowding of patients.....	29
Defective ventilation	29
Refractory patients.....	29
Defects in Gas supply	29-30
Inspection minutes.....	30
Coroner's Inquest	30
Condition of Asylum and patients	30
Repairs and alterations recommended	31
Artesian well and water supply	31
Sewerage difficulties—method of overcoming	31
Recommendation for two additional cottages for chronic insane	31
Recommendation for extension of separate house for refractory patients	31-32
Renewal of, and additions to, furniture and furnishings recommended	32
Farm and Garden operations, and industrial employment of patients	32
Remarks on receipts and expenditure	32

	PAGE.
KINGSTON ASYLUM—Record of operations in respect to movement of Ontario patients	33-34
Inspection minutes.....	33
Recommendation for the purchase of Asylum by Province.....	33-34
HAMILTON ASYLUM—Organization and record of operations and inspection minutes.	34-37
Purchase of furniture and furnishings.....	34-35
Appointment of Medical Superintendent, Assistant Superintendent and Bursar.....	35
Number and class of patients transferred.....	35
Inspection minutes.....	35-36
Recommendations of extension of Asylum.....	36-37
Recommending erection of Houses for Medical Superintendent and other Employés.	37
ASYLUM FOR IDIOTS, ORILLIA—Its re-construction and organization, and recommenda- tions in connection therewith.....	37-39
Purchase of furniture and furnishings.....	38
Appointment of Medical Superintendent and officers.....	38
Transfer of idiots from asylums and gaols.....	38
Recommending establishment of training schools for juvenile idiots.....	38-39
Detailed statement of expenditure of the Toronto Asylum.....	39-41
do do London Asylum.....	41-43
do do Hamilton Asylum.....	43-44
Estimate of expenditure for 1877 of Toronto Asylum.....	45-46
do do London Asylum.....	46-47
do do Kingston Asylum.....	47
do do Hamilton Asylum.....	47-48
do do Orillia Asylum.....	48-49
ONTARIO INSTITUTE FOR THE DEAF AND DUMB.....	50-57
Number of pupils that have been under instruction.....	50
Necessity for increasing the accommodation.....	50
Recommendations for the same.....	50-51
Defects in the heating arrangements.....	51
Defects in sewers.....	51
Visit of inspection, and condition of the Institution.....	51-52
Report upon examination of classes, by Dr. James Carlyle.....	52-53
Recommendation to make the Institution free.....	53-54
Improved classification in the literary department.....	54
Articulation, remarks upon.....	54
Dietary, &c.....	54
Detailed statement of Expenditure.....	55-56
Estimate of Expenditure for 1877.....	57
ONTARIO INSTITUTION FOR THE EDUCATION OF THE BLIND :	
Number of pupils admitted this year and since opening of the Institution.....	58
Counties from which pupils were received.....	58-59
Religion and nationality of pupils.....	59
Recommendations for increasing the accommodation of the Institution.....	60
Recommendation to make the School free.....	60
Renewal of furniture and furnishings recommended.....	60
Visits of inspection.....	60-61

	PAGE
Outbreak of scarlet fever	60-
Detailed statement of expenditure.....	62-
Estimate of expenditure for 1877.....
PRISONS, COMMON GAOLS AND REFORMATORIES	66-1
COMMON GAOLS	66-
Number of commitments to Gaols annually since 1869
Large increase in the criminal population
Classification of this year's commitments
Necessity for establishing a female Reformatory.....
Increase in the number of recommitments
Recommendation that such prisoners be placed at work upon streets, &c.	67-
Classification of crimes and offences for which prisoners were committed to Gaol, and a comparison of the same with 1869	68-
How commitments were disposed of for the year.....
Commitments of persons for want of sureties to keep the peace
Lunatics and idiots committed to Gaol	69-
Periods of imprisonment given to sentenced prisoners, and Prisons to which com- mitted
Criminal population of the Province on the evening of 30th September, 1876
Nationalities of prisoners.....
Religions of prisoners
Social condition of prisoners
Habits and educational status of prisoners
Escapes from Gaols during the year.....
Investigation into circumstances connected with the same	72
Summing up of evidence showing causes of escapes
Defects in the Gaol system and recommendations for remedying same	76
Deaths in Gaols
Prison labour in Common Gaols
Dietaries of Common Gaols
Gaol expenditures, remarks thereon	78
CENTRAL PRISON OF ONTARIO	78
Number of prisoners committed during the year
Disposal of same.....
Periods of imprisonment
Remarks upon short sentences
Discipline of the Prison
Disciplinary Punishment
Investigation of matters connected with discipline and punishment, and conclusions arrived at.....	8
Inspection visits
Canada Car Company operations in the Industrial Department.....	8
Deaths.....
Pardons
Dietary regulations
Escapes.....

	PAGE.
Recommendations for additions and alterations	86-87
Expenditures of the Prison	87
Cash revenue from prison labour	87
Transfer of prisoners	88
Return of discharged prisoners	89-90
Estimate of Expenditure for 1877	90-91
PROVINCIAL REFORMATORY, PENETANGUISHENE	92-98
Number of prisoners committed during the year	92
Number committed since the establishment of the Reformatory	92
Crimes for which boys were committed	93
Nationality and religion of total commitments	93
Inspection visits and minutes	93
Industrial pursuits	93
Change in School system	94
Instruction in respect to alterations and additions	94
Visit of the Lieutenant-Governor and suite	95
Cigar Shop contract	95
Resignation of the Rev. Mr. Hallen	95
Expenditures of the Reformatory	95
Average cost per inmate	96
Revenue from labour of inmates	96
Work done in various shops	96-97
Estimate of expenditure for 1877	98
SEPARATE REPORTS UPON COMMON GAOLS :	
Barrie Gaol	99-100
Belleville "	100-101
Berlin "	101
Brantford "	101-102
Brampton "	102-103
Brockville "	103-104
Cayuga "	104-107
Chatham "	107-108
Cornwall "	108-109
Cobourg "	109-110
Goderich "	110-111
Guelph "	111-112
Hamilton "	112-113
Kingston "	113-114
Lindsay "	114-115
London "	115-116
L'Orignal "	116
Milton "	117
Napanee "	118
Ottawa "	118-119
Owen Sound Gaol	118-119
Perth "	119-120

	PAGE
Picton Gaol.....	120
Pembroke “.....	120-121
Peterborough“.....	121-122
Simcoe “.....	122-123
St. Catharines “.....	124
St. Thomas “.....	124-125
Stratford “.....	125
Sandwich “.....	126
Sarnia “.....	127
Toronto “.....	127-128
Woodstock “.....	128-129
Walkerton “.....	129-130
Welland “.....	130-131
Whitby “.....	132

Table No. 1, comparison of the number of Commitments to Common Gaols, with those of previous years.....	133
Table No. 2, classification of prisoners.....	134-135
Table No. 3, showing where prisoners were sentenced, and periods of sentence	136-137
Table No. 4, showing number of prisoners in custody in the Common Gaols on the 30th September, and nature of imprisonment.....	138
Table No. 5, showing the Nationality, Religion and Social state of prisoners committed.....	139
Table No. 6, showing the offences for which prisoners were committed.....	140-143
Table No. 7, showing the occupation, trade or calling of the prisoners.....	144-147
Table No. 8, showing the number of escapes and deaths, and the extent of Gaol accommodation, &c., &c.....	148-149
Table No. 9, showing the number of Municipal and Government prisoners and the respective periods of imprisonment over each class, the cost of maintaining Gaols, and the Salaries paid to Gaol Officials.....	150-151

HOSPITALS AND CHARITABLE INSTITUTIONS.

HOSPITALS :

Table No 1, showing names of Hospitals aided and the number of patients received into them.....	153
Nationalities, religions and places of residence of patients... ..	154
Table No. 2, showing total number of days' stay of patients, the amount each Hospital received from other sources than the Government, and the amount of Provincial aid such stay and amounts would entitle the Hospital to receive..	155
Table No. 3, showing the deductions from the foregoing aid, and the net amount each Hospital is entitled to receive for 1877	157
Table No. 4, showing the expenditures of the various Hospitals	158
Cost per day of each patient	159

HOUSES OF REFUGE:

Table No. 5, showing number of inmates admitted to respective Houses, and a classification of same	160
Nationalities and religions of such inmates, and the places from which they were admitted to the respective Houses.....	161

PAGE.

Table No. 6, showing total stay of such inmates, the amount received in aid of such Houses, and the amount each House would be entitled to receive as statutory aid	162
Expenditures of the Houses	163

PHAN ASYLUMS, &C.:

Table No. 7, showing the number and classification of the persons admitted to such Asylums	164
Religions, nationalities, &c., of such inmates	165
Table No. 8, showing the collective stay of the inmates, the amounts received for their maintenance, and the amount each Asylum is entitled to receive as Government aid for the year 1877	166

SEPARATE INSPECTION REPORTS UPON HOSPITALS AND CHARITIES:

General Hospital, Toronto	167-170
Hamilton City Hospital, Hamilton	170-172
General Hospital, Kingston	172-173
Hotel Dieu Hospital, Kingston	173-174
General Protestant Hospital, Ottawa	174-176
Roman Catholic " "	176-177
General Hospital, London	177-179
General and Marine Hospital, St. Catharines	179-181
Burnside Lying-in Hospital	181-182
Eye and Ear Infirmary, Toronto	182-183
Guelph General Hospital, Guelph	183-184
St. Joseph's Hospital, "	185-186
House of Industry, Toronto	186-188
House of Providence, "	188-189
House of Industry, Kingston	189-190
House of Providence, "	190-191
House of Refuge, Hamilton	192-193
House of Providence, Guelph	193
Home for Incurables, Toronto	193-194
Roman Catholic Orphan Asylum, Toronto	194
Orphans' Home and Female Aid Society, Toronto	194-195
Girls' Home, "	195
Boys' Home, "	195-196
News Boys' Lodgings, "	196
Orphans' Home, Kingston	196-197
Orphanage of the House of Providence, Kingston	197
Roman Catholic Orphan Asylum, St. Joseph's, London	197
Protestant Orphans' Home "	197-198
St. Mary's Orphan Asylum, Hamilton	198
Orphan Asylum (Protestant), Hamilton	198
Boys' Home, "	199
St. Patrick's Orphan Asylum, Ottawa	199
Orphans' Home, "	199-200
St. Joseph's Orphan Asylum "	200

	PAGE.
Industrial School, Hamilton	200-201
Infants' Home, Toronto	201
Magdalen Asylum "	201-202
Home for the Friendless, Hamilton	202
Magdalen Asylum, Ottawa	202-203
Conclusion	203

APPENDIX TO REPORT.

Report of Daniel Clark, Esq., M.D., Medical Superintendent of the Toronto Asylum.	204-226
Report of Henry Landor, Esq., M.D., " " London " "	227-245
Report of F. R. Dickson, Esq., M.D., " " Kingston " "	246-252
Report of R. M. Bucke, Esq., M.D., " " Hamilton " "	253-260
Report of J. M. Wallace, Esq., M.D., " " Orillia " "	261-262
Report of Principal Palmer on the Institution for the Deaf and Dumb.....	263-269
Report of Dr. Hope, Physician to " "	269-270
Report of Principal Hunter on the Institution for the Blind	271-280
Report of Dr. Corson, Physician to "	280-282
Report of the Warden of the Central Prison of Ontario	283-292
Report of the Physician to " "	293-294
Report of the Warden of the Provincial Reformatory, Penetanguishene	295-298
Report of the Protestant Chaplain of " "	299
Report of the Roman Catholic Chaplain of " "	299-300
Report of the Surgeon of " "	300-301

NINTH
ANNUAL REPORT

OF THE

Inspector of Asylums, Prisons, &c.,

FOR THE

PROVINCE OF ONTARIO.

OFFICE OF THE INSPECTOR OF ASYLUMS, PRISONS, &c.

Toronto, November, 1876.

To His Excellency, the Honourable DONALD ALEXANDER MACDONALD, Lieutenant-Governor of the Province of Ontario.

MAY IT PLEASE YOUR EXCELLENCY:

As required by the Statutes under which I hold my appointment as Inspector of Prisons and Public Charities, &c., for the Province of Ontario, I have now the honour to lay before you my Ninth Annual Report respecting Asylums for the Insane, and the various Prisons, Reformatories, Hospitals, and Charitable Institutions subject to my inspection, being for the official year ending 30th September, 1876.

In my Reports of preceding years, I have had occasion to draw attention to the increasing demand for Asylum accommodation for insane and idiotic persons, and in my last year's Report I made recommendations for such provision as would meet the immediate requirements of the Province in this respect. That part of my recommendations relating to the conversion of the Inebriate Asylum at Hamilton into an Asylum for Insane, and the buildings at Orillia into an Asylum for Idiots, has been carried into effect. This has relieved the immediate pressure upon the Asylums, and has enabled me to remove many of the more urgent cases from Gaols, where they have hitherto been of necessity confined, owing to the lack of Asylum accommodation.

The Asylum at Hamilton has been utilized entirely for the reception of chronic cases of a mild character, the structure not being calculated for violent patients. Transfers have therefore been made of such patients from Toronto, Kingston, and London Asylums,

who have been long under surveillance, and are known to possess no dangerous proclivities. For the present, therefore, Hamilton Asylum cannot be classed as a receiving Asylum, and can only be used to relieve the overflowing population of the other Asylums. This is in some degree to be regretted, as the cost of transfer is a considerable addition to the annual charge for maintenance, which, owing to the small size of the Institution, is already too large. I have, therefore, recommended such additions as will enable this Asylum to be placed upon the same footing as other Asylums, for the reception of patients, and for economical administration.

The Asylum at Orillia has opened with a capacity for receiving 150 idiots. There have been removed to it the patients from the Idiot Branch of London Asylum, and all the cases from the Common Gaols, thus relieving the latter Institutions, for the present, from all insane or idiotic inmates. For the first time since I have occupied my position as Inspector of Asylums, I am able to report that the Asylum accommodation is equal to the current demand made upon it. I wish that I were able to believe that this relief is more than temporary, but careful consideration of all statistics upon the subject that I have been able to procure, has convinced me that it will not be safe to consider that sufficient accommodation has been provided until at least 2,800 beds are at the disposal of the Province for persons of unsound mind.

In my Report of last year, I had the honour to draw your attention to the expressed opinion of some of the greatest specialists in insanity to the effect that the disease in its earlier stages was, in most cases, curable, but that neglect, or lack of proper treatment, rendered it in many instances chronic and incurable, basing upon this argument my recommendation that the Asylum accommodation should be rather in advance of, than behind the possible demand that would be made upon it. I also pointed out that although, according to the census returns of 1871, there is one person of unsound mind to every 397 of the population, the Asylum accommodation provided was only equal to one in every 909 of the population. This state of things has been so far improved by the opening of Hamilton and Orillia Asylums as to render the ratio of accommodation in proportion to the population equal to one in every 810. But comparison with other countries shows that in England the public accommodation is as one in every 423; in Scotland, one in every 543; and in Ireland, one in every 482. Taking the basis of England as a guide, we should, therefore, require 3,831 beds; of Scotland, we should require 3,000; or of Ireland, 3,333 beds, or 1,000 beds in addition to our present number, if the minimum is taken as an example. This consideration has led me to urge upon the Government the necessity for augmenting our Asylum accommodation at the earliest possible date, that speedy admission may be awarded to every case of insanity as soon as it develops itself, and that the accumulation of chronic cases from a lack of proper treatment may, in future, be reduced to a minimum. When it is considered that out of the present Asylum population, only 350 are considered as curable cases, and that the remainder, 1,462, are a life-charge upon the Province, the importance of this recommendation is sufficiently manifest.

The practice that obtains in some countries of lodging the chronic insane in work-houses and other local municipal establishments, is now almost universally condemned, and steps are being taken to provide accommodation more suited to the wants of that un-

fortunate and ever increasing class of the population. In some portions of the United States, Asylums for their lodgement exclusively, are maintained, or are being erected; and in Great Britain, in order to overcome the evil effects of keeping the pauper insane in workhouses, Parliament has authorized the payment to the various unions of four shillings sterling per week for every insane patient that is removed from a workhouse to a properly organized Asylum.

My experience and observation have led me to the conclusion that the erection of inexpensive but comfortable cottages upon the land attached to our main Asylums, is by far the best method that can be devised of providing accommodation for the chronic insane. Not only are increased domestic comforts and more home-like surroundings secured to the patients by the adoption of this plan, but the uncertainty and risk of determining when the mental disease of a patient has developed into the incurable stage, are obviated by the continued observation of a skilled psychologist. I have, therefore, recommended the extension of the cottage system, for the provision of Asylum accommodation for the Chronic Insane, at all Asylums where there is a sufficient quantity of land to permit of it without endangering that quietness and seclusion which are the prime requisites of all organizations for the care of the insane.

There still remains to be carried into effect the recommendation for the establishment of a Training School for Idiots. It has been found improper, as well as difficult, to combine an Asylum for adult Idiots and a Training School for juvenile Idiots under one roof; the example of, and association with, untrained adult Idiots being detrimental to the education of those who are still capable of receiving instruction. It is respectfully recommended, therefore, that a separate building shall be erected, if the area of land will admit upon the same grounds, and under the same general management as the Drillia Asylum, where children of tender years can be received and taught such habits as to render possible for them, life in the domestic relation. Such an institution would be an inestimable boon to many afflicted families, and would diminish the number of those who will otherwise require to be provided for by the Province.

The same argument that proves the necessity for extended accommodation in Asylums for Insane, applies also to the Institutions for the Education of the Deaf and Dumb and the Blind. Without education many of these unfortunate persons are to a great extent irresponsible beings, and must remain for the term of their lives a charge upon the Province; with education their resources are developed, and they are in most cases rendered capable of self support. Apart from the great moral ends to be achieved by their education, there is, therefore, the argument of economy to recommend the enlargement of the buildings to such an extent as to meet the requirements of the Province. To this end I have made certain recommendations which I trust will receive favourable consideration at the hands of the Government and the Legislature.

As indicated in my last Report, I have still to record the increasing number of the criminal population of Ontario. Lack of employment in this country and the United States has led to the usual consequences of idleness, drunkenness, and crime. But apart from this natural sequence upon want of work, there is no doubt but that the lapse of the Extradition Treaty, and other circumstances, have caused a large influx of criminal population from the United States, and most of these are of the expert or professional class.

Many of those who have drifted into our Gaols during the year have a recognised history in the annals of crime, and are well known to the police. It is to be regretted that some provision cannot be made for the stoppage of this influx, and for a more thorough police supervision of all suspected criminals who find their way into the country. Reference to the tables of statistics will show that crimes of violence are alarmingly on the increase, and that the number of habitual criminals, who have been committed for more than the third time, has also increased in undue proportion. The large accession to the numbers of committals of vagrants leads me to renew my recommendation of last year that this class should be utilized on county or corporation works, or employed on farms attached to County Gaols. Such employment would be, both morally and physically, a benefit to the prisoners themselves, and would largely decrease the cost of their maintenance. There is no reason, in my opinion, why every prisoner, who is physically capable, should not earn his livelihood during his incarceration, and thus utilize that time which, under the present system, is a burden to himself and a direct loss to the community.

The large and increasing number of female criminals leads me again to urge upon the Government the advisability of establishing an Industrial Prison for Females. Expiating their sentences in Common Gaols, in most cases, in complete idleness, the Gaol is too often looked upon as a convenient refuge rather than as a place of punishment; and the lack of classification too frequently confirms in crime and disgrace an unfortunate girl who under stricter discipline and moral influences would be reclaimed from crime and vice. Such an Industrial Reformatory need not be costly in construction, and if located in a proper position should be almost if not entirely self-sustaining.

I have to draw attention to the fact that the Provincial Reformatory is now full, and that an extension of space will be required in that Institution.

The numerous escapes that have taken place from Common Gaols during the past year point to the necessity for the assumption of more direct control over these Institutions by the Government. At present there is a divided authority. Appointments are vested in Sheriffs, and salaries are fixed by County Councils, too often at so low a rate that it is impossible for the Sheriff to procure suitable officers. The escapes of the past year are, in most instances, due to want of knowledge or culpable neglect of duty on the part of subordinate gaol officials, and in others to structural defects and deficiencies that I have sought in vain to have remedied or supplied by County Councils. The evil results of these defects and anomalies can only be remedied by the adoption of a uniform system of government in the Common Gaols, and the strict enforcement of wholesome regulations by one controlling authority.

While the operations of the "Charities Aid Act" has removed many anomalies in the distribution of aid to the local charities of the Province, it has to some extent increased the amount of the appropriation that it is necessary to ask from Parliament on that account. It cannot, however, be urged that a small additional sum expended in the relief of the sick or destitute, or in the reclamation of vagrant children, who would doubtless otherwise add to the criminal population of the country, is either ill-bestowed or extravagant. Were complete statistics published of the good work annually accomplished by the local charitable institutions of Ontario, the history would surprise the friends and confound the enemies of those institutions.

I beg to append a summary of the Institutions placed under my supervision as Inspector, and to draw your attention to the increasing duties and responsibilities of my office, requiring for its effective management an increase in the staff of the Department, which consists at the present time of myself and two clerks only.

The Asylums, Prisons, and Public Charities of Ontario may be divided into three classes as follows :—

Firstly. Institutions founded, supported, and entirely controlled by the Government.

Secondly. Institutions founded by Corporate bodies and private individuals, and only partially supported by the Province, but whose affairs are under the inspectorial supervision of Government.

Thirdly. Institutions founded and supported jointly by the Government and the various counties of the Province, over which the Government, in certain relations, exercises direct, and in others, supervisory control.

The Institutions comprised in the *first* class are as follow :—

Four Asylums for the Insane,

One Asylum for Idiots,

One Institution for the education of the Deaf and Dumb,

One Institution for the education of the Blind,

One Central or intermediate Prison,

One Reformatory for Juvenile Offenders.

The Institutions of the *second* class comprise the following, viz. :—

Twelve General Hospitals,

Seven Houses of Refuge for Indigent Persons,

Three Magdalen Asylums,

Seventeen Orphan Asylums.

The Institutions of the *third* class are as follows, viz. :—

Thirty-six County Gaols,

Two District Gaols.

These eighty-six Public Institutions are, by law, placed under my supervision and inspection as *Inspector of Prisons and Public Charities*.

With the exception of the establishments named in the second class, there are no local Boards or Directors associated with the Government or the Inspector in the management of these Public Institutions.

In respect to the nine establishments embraced in the first class, I not only exercise supervision and inspection, but have also direct administrative control over every branch of their affairs.

My duties as Inspector in regard to the Institutions named in the second class, are chiefly of a supervisory and inspectorial character.

The management of the County Gaols is, in some respects, under County Councils ; but, nominally, all matters pertaining to their construction and structural arrangement, in the first instance, and their discipline and internal economy after occupation, devolve upon the Inspector.

The cost for the year ending 30th September, 1876, of maintaining such of these In-

stitutions as are owned by the Province and controlled by the Government, and of aiding in the maintenance of the remainder, is shown in the following summary, viz. :—

Asylums for the Insane at Toronto, London, Kingston and Hamilton, (Orillia not having been opened until the 20th September)	\$241,380 57
Institution for the Deaf and Dumb, Belleville.....	33,517 37
Institution for the Blind, Brantford	24,033 54
The Central Prison, Toronto.....	43,117 00
The Provincial Reformatory, Penetanguishene.....	23,324 43
<i>Total cost of Government Institutions.....</i>	<i>365,372 91</i>
Aid to 39 Hospitals and Charitable Institutions.....	65,495 07
* Cost of maintaining Common Gaols	130,461 80
	<u>\$561,329 78</u>

The revenue derived, for the same period, from the Institutions directly under the control of the Government was as follows :—

Asylums for the Insane.....	\$22,556 06
Institution for the Deaf and Dumb, Belleville.....	1,912 00
Institution for the Blind, Brantford	551 48
*The Central Prison, Toronto, cash receipts.....	8,599 60
†The Provincial Reformatory, Penetanguishene	3,934 10
	<u>\$37,253 24</u>

* This sum includes the amounts paid by the municipalities for Gaol maintenance, as well as what was paid by Government out of the appropriation for the Administration of Justice; but as the books of the Treasury Department do not show these respective amounts in the aggregate, the information cannot at present be separately given.

• In addition to this amount the Canada Car Company owes \$6,730.50 for the labour of prisoners from the 1st July to the 1st October, which, under the terms of the new contract, has to be paid on the 1st January. Also the sum of \$14,000 24 for arrears incurred prior to entering upon the new contract, one-half of which is payable on the 27th January, 1877, and the other half on the 27th January, 1880.

† In addition to this sum the contractors owe the sum of \$1,127.87 for labour of boys, which amount has since been paid into the Treasury Department.

ASYLUMS FOR THE INSANE.

The following summary shows the number of persons of unsound mind that was under public accommodation, in the Province of Ontario, on the 30th September, 1876, and the manner in which they were distributed in the various Asylums on that day, viz. :—

	Males.	Females.	Total.
Asylum for the Insane, Toronto	321	310	631
Asylum for the Insane, London.....	289	294	583
Asylum for the Insane, Kingston.....	174	163	337
Asylum for the Insane, Hamilton.....	82	120	202
Asylum for Idiots, Orillia.....	33	26	59
<hr/>			
Total number of Insane in Asylums.....	899	913	1812
Confined in Common Gaols.....	18	17	35
Insane Convicts in Kingston Asylum	27	2	29
<hr/>			
Total number under accommodation.....	944	932	1876

From the above summary it will be seen that there were 1812 persons of unsound mind in the Asylums of the Province at the close of this official year, as compared with 1650 on the corresponding day of the preceding year, and that the number of Insane persons confined in the Common Gaols had been reduced from 106 to 34, while the Insane convicts in the Kingston Asylum had increased from 23 to 29. The total number of Insane in Asylums and Prisons had been increased from 1779 to 1876.

That the rapid increase in the number of insane committed to Asylums may be clearly shown, I submit the following summary, giving the number that was under Asylum lodgement at the period of Confederation and at the close of each official year since that time, as follows:—

	Males.	Females.	Total.
Number remaining in Asylums 1st July, 1867	470	481	951
“ “ “ 1st Oct., 1868.....	481	511	992
“ “ “ 1st Oct., 1869.....	571	577	1148
“ “ “ 1st Oct., 1870.....	568	614	1200
“ “ “ 1st Oct. 1871.....	656	710	1366
“ “ “ 1st Oct., 1872.....	734	755	1489
“ “ “ 1st Oct., 1873.....	760	745	1505
“ “ “ 1st Oct., 1874.....	801	798	1599
“ “ “ 1st Oct., 1875.....	839	811	1650
“ “ “ 1st Oct., 1876.....	899	913	1812

The increase, as above indicated, in the number of insane remaining under accommodation at the close of each official year, depended not so much upon the development of mental disease, as upon the amount of accommodation that was provided from time to time for its treatment. For at no period since Confederation, nor for six years prior to that event, until the present year, was the extent of accommodation equal to the demand made upon it. For this reason the number of insane confined in Asylums only indicated, approximately, the proportion the entire number that that class bore to the population.

The increased number of insane persons that is shown to be under Asylum accommodation at the close of the present official year, as compared with the last, was provided for by the opening of the Asylums at Hamilton and Orillia, the former having capacity for 200 patients, and the latter for 150. The transfer of certain inmates from the old to these

new Asylums caused considerable changes in the distribution of patients, and for a short time temporarily reduced the populations of the Asylums at Toronto, London, and Kingston. These changes and transfers may be briefly summarized in their relation to each Asylum, and to the entire Asylum population, in the following way :—

The Asylum at Hamilton was opened in March last, and from that time to the close of the official year there were transferred to it from the Toronto Asylum 136 patients, from the London Asylum 45, from the Kingston Asylum 29, and one patient was admitted from a private house. The insanity of all these patients was reported by the transferring medical superintendents to be of a chronic and incurable character; besides, they were specially selected for transfer as being quite harmless and generally free from excitement.

The Asylum for Idiots at Orillia, was only opened on the 25th September; but in the five days that elapsed before the close of the official year, fifty-nine patients had been received into it. Of these, forty-two were transferred from the Idiot branch of the London Asylum, fifteen were transferred from gaols, and two were admitted from private houses.

At the Toronto Asylum the number of patients in residence, at the close of the year, was 631, as compared with 659 in 1875. This reduction was caused by the large number of transfers to the Hamilton Asylum, and a very considerable increase in the number of discharges as well as deaths. The admissions to this Asylum have been greater than in any former year of its history; and, from the number of applications that are being received, it is to be feared that every bed will be occupied before the close of the year.

At the London Asylum the population was reduced from 629 to 583, owing to the removal to the Orillia Asylum of the forty-two idiots that had been lodged in the detached house, and the transfer of forty-six incurable patients to Hamilton Asylum.

During the months of July and September, twenty-eight quiet and incurable patients were removed from the Kingston Asylum to Hamilton, which reduced the number of Ontario patients in residence at the close of the year to 337, as compared with 362 in 1875.

It is most gratifying to be able to report a very great diminution in the number of lunatics and idiots confined in the Common Gaols of the Province at the close of this year. On the 30th September, 1875, there were 106 of this class of persons confined in Gaols, while on the corresponding day of this year there were only thirty-five, or a decrease of seventy-one; and at the time of writing this Report, all proper cases of lunacy and idiocy have either been transferred to Asylums or steps are being taken under the provisions of the law for the accomplishment of that object. There are still, however, a few persons in custody whose unsoundness of mind is of such a character as to render Asylum lodgement unnecessary, some of whom will, doubtless, be discharged by the first courts having competent jurisdiction.

It will be noticed that the number of insane convicts in Kingston Asylum has increased from twenty-three to twenty-nine. This class of insane persons had originally been sentenced by the Courts of Ontario to the Kingston Penitentiary, but having become insane while serving out their sentences as criminals, they were transferred to this Asylum. If not restored to sanity at the expiration of their sentence they, of course, will remain in Asylum custody as Ontario patients. The indiscriminate association of these lunatic criminals with the ordinary insane sent by Ontario to this Asylum is most injurious to the latter, as well as unfair and unjust to their relatives and friends, and it is to be hoped that the negotiations which are now in progress for the acquirement of this Asylum by the Province will be successfully terminated at a very early day in order that the wrong may be remedied.

In addition to the insane thus reported to be under accommodation at the close of the official year, admission to Asylums had been awarded in twenty-three instances, but the patients had not been brought in up to the evening of the 30th September. There were also, on that day, seventy-eight applications registered, chiefly for the admission of idiots to Orillia Asylum, the largest proportion of whom will be admitted during the month of October.

To sum up, it is thus shown that there were 1977 lunatics, idiots, and persons of unsound mind under public accommodation, or of whom I had official cognizance in the Province on the 30th September, 1876, as follows :—

In Public Asylums	1841
In Common Gaols.....	35
Admission awarded	23
Applications registered, but awards not then made	78
	1977

It should be observed that the seventy-eight applications, above noted, are all of a recent date, and with few exceptions, are for proper subjects for admission. There are, in addition, a large number of old applications, made at a time when Asylum vacancies could not be obtained, and which have not been renewed. No doubt many of the persons named in these applications are now dead; some were committed to Gaols and afterwards transferred to Asylums under the warrant of the Lieutenant-Governor, and some have been restored to a sound mind, but the largest proportion, it is to be feared, have passed into a state of chronic and incurable lunacy, owing to the want of prompt and proper Asylum treatment. Many of the last-named class, after their friends had exhausted every effort to obtain Asylum lodgement for them and failed, as Asylum Superintendents must give priority to acute cases, are now, from time to time, being committed to Gaols, whence public opinion, expressed through the medium of Grand Juries and other sources, and ignoring all discriminating tests, very often compels their transfer to an Asylum.

While numerous applications for the admission of the chronic insane must be looked for as the natural result of the short-sighted policy of providing Asylum accommodation only when the pressure for it becomes so great that it cannot be withstood, still the fact must be recorded, that there is no sensible diminution in the number of ordinary applications although the commitment of lunatics to Gaols has been somewhat reduced. In fact, if the census returns of 1871 are to be relied upon, a falling-off in the demand for Asylum accommodation cannot be looked for at present.

The only corroboration that I can offer of the approximate correctness of the census return that 4079 persons of unsound mind were in the Province in 1871 is the relative proportion that these figures bear to the entire population, as compared with that of other countries. Taken, that the causes which produce insanity are about alike in the countries included in the comparison, it must be conceded that the Ontario returns in that relation are substantially correct. For in Ireland, statistical figures appear to prove that there is one person of unsound mind in every 298 of the population; in England one in every 372; in Scotland one in every 543; while in the Province of Ontario there would be one in every 397 of the population, which is somewhat below the average of these countries combined.

Whatever may be the causes of insanity, and how these causes operate in different countries is a phase of the subject that does not necessarily come within the scope of a report of this kind, for at best the conclusions arrived at must be more or less speculative according to the completeness of the statistics upon which such conclusions are based, and the depth of the scientific knowledge brought to bear in such research. It is more my duty and the aim of this Report to deal with the facts and figures embodied in the official returns made to me, and to present them together with my recommendations in relation to the subject, for the information and action of the Government and the Legislature.

Having therefore shown the extent of insanity in Ontario, we have now to examine into the extent and nature of the provision made for its cure or alleviation, in order that it may be ascertained whether the one is proportionate to the other. Before doing so, however, it is obviously important that we should know something respecting the nature of the unsoundness of mind in the cases of the 4079 so reported, and that its various forms should at any rate be approximately classified. In commenting upon this branch of the subject in my last Annual Report I pointed out the barrenness of the census returns in this respect. As all affected are returned under the one heading of "people of unsound mind," the classification is sufficiently broad to embrace every known feature of mental defectiveness, Lunacy, acute, chronic, and senile; Idiocy, congenital, and what may have been developed by disease, together with every shape and form of mental imbecility and weakness. It is much to be regretted that at least distinct columns were not made in the enumeration papers for lunatics and idiots. If, however, the United States return, in which these two classes are separately given, is accepted as a basis for such a classification of the

insane in this Province, the result would show that of the 4,079 persons of unsound mind 2,473 were lunatics, and 1,606 idiots.

The strict correctness of this classification is for our present purpose, only important in determining the extent of Asylum accommodation that should be provided for each class, for I take it for granted that all who have had experience in the care and treatment of these classes, agree that distinct and separate accommodation should be provided for each. The returns that have been made to this office would seem to prove, if the number of idiotic persons thus arrived at is even approximately correct, that a large proportion of them are harmless imbeciles, who may remain in the family relation without causing any very great degree of hardship or trouble to individuals. The care of this class of defectives by the Province would involve an enormous expenditure for suitable buildings, in the first instance, and for the maintenance of such idiots for all time to come. What proportion these harmless and inoffensive idiots bear to the entire number of that class, I am unable to determine, but as a matter of fact, nearly every municipality in the Province provides for the support of some of them, and a large number are being cared for by their relatives in private houses.

It is, however, clearly the duty of the State to undertake the care of such idiots as are in any way dangerous to life and property, or who are possessed of propensities of such an offensive character, as to injuriously affect the morals of the community. This, as I have endeavoured to prove in previous Reports, can be best accomplished by the establishment of a training school for idiots under fourteen years of age. By adopting this method, I am fully convinced, and the experience of some countries that have given the system a trial strengthens that conviction, that a very considerable proportion of this class, can, after a few years' instruction and training, be returned to the family relation, cured of the vices and propensities that otherwise would render them obnoxious and dangerous to families and the public. It will be apparent to all who are prepared to give this question the consideration it deserves, that the plan proposed is as commendable from the standpoint of public economy, as it undoubtedly is from a humane and philanthropic view of the subject. For it is an incontrovertible fact that if these idiots do not receive some such training and instruction in their youth, a large proportion of them will ultimately become a burden on the community for the remainder of their lives.

From the information I am possessed of, there are from 150 to 200 idiotic youths now in the Province, who are proper subjects for such an establishment. I would therefore, most urgently recommend that a training school for young idiots be founded and maintained as one of the public Institutions of the Province, and as a necessary adjunct to the existing organizations for the care and treatment of persons of unsound mind. None of all the institutions that have come into existence since Confederation, were more urgently required than the one now proposed, and, if not established, increased accommodation must necessarily be provided for adult idiots. This training school may be on the same grounds, but should be entirely isolated from the Asylum for adult idiots, as their objects are quite distinct and have nothing in common. The former should be eminently an educational institution, while the latter should be exclusively for the custody of such idiots as are unsafe and dangerous to be at large. For the last named purpose, the Orillia Asylum would, in all probability be sufficient for many years to come, provided proper discrimination is exercised in committing to it only the class of idiots mentioned, leaving the harmless and inoffensive ones to be provided for in private houses by their relatives, or if they are unable to do so, by the municipalities in which they reside.

Such being the scheme that I would recommend for the care and treatment of the idiotic portion of the community, I will now pass to the consideration of the question in its relation to lunacy. And at the outset, I would observe, that whatever doubts may exist as to whether the estimated number of idiotic persons is in excess of the actual number or not, there can be no doubt that the estimate of the number of lunatics in the Province—2,473—is, if anything, understated.

For many years preceding Confederation, and ever since that event up to the present time, with the exception of two short periods, the demand for Asylum accommodation has been greatly in excess of the supply. A short history of Asylum progress in the Province will prove the correctness of this statement, and may not be uninteresting.

Prior to 1850, there was no Asylum structure in this Province, especially

designed for the purposes of such an Institution, and temporary lodgement was provided for the insane by the occupation of the old gaol in the City of Toronto, and other houses of an equally undesirable character. On the 26th January, 1850, the Toronto Asylum was sufficiently far advanced to admit of occupation, when all the patients in the temporary lodgements referred to, were transferred to it. In a few years after the opening of the Toronto Asylum, the pressure for increased accommodation became so great, that, what is known as the Branch system was introduced, under which the quiet patients were transferred from the parent Asylum to Branches. The first building that was thus opened, was the University Branch, which was a detached building belonging to the Toronto University, and which furnished accommodation for about 75 patients. In 1859, another Branch was opened by the occupation of the Fort Malden buildings, which gave lodgement for over 200 patients, and in 1861, the Orillia Branch was opened, affording space for 120 more. From the year last-named up to the Confederation of the Provinces in 1867, no additional Asylum accommodation was provided, if we except Rockwood Asylum, a portion of which was completed and occupied by criminal lunatics, and transfers from the Gaols.

It would thus appear that the Province of Ontario, with a population of about 1,500,000 at the date of Confederation, had only Asylum accommodation for 1,000 patients, or one bed for every 1,500 of the population; whereas, the proportion of insane to the population, taking the census returns of 1871 as a basis, could not have been less than one in every 500. With this utterly inadequate amount of Asylum accommodation to start with, it is not to be wondered at, notwithstanding it has been nearly doubled since Confederation, that only within the present year could it be truthfully said that we had liquidated the arrearage of dethroned reason that was bequeathed to the Province of Ontario by Canada.

In 1868 there were upwards of 400 applications for admission registered, and close upon 100 lunatics were confined in the Common Gaols at the close of that year. This condition of things rendered it imperative that immediate steps should be taken to provide additional Asylum accommodation, and to this end an arrangement was effected, whereby the Dominion Government allowed the Province to occupy 150 beds in the Kingston Asylum, charging \$143 per annum for the support of each patient thus sent. In this manner the most urgent cases were provided for by the transfer of 161 lunatics from the Gaols to the Kingston Asylum in one year. The east and west wings of the Toronto Asylum, which had been much delayed in the work of construction, were pushed forward with energy, and the former was ready for occupation in October, 1869, and the latter in September, 1870. These two wings afforded space for about 200 patients, but as the University authorities had been pressing the Government to obtain the re-occupation of the building that was then being used for a Branch Asylum, it had to be abandoned for Asylum purposes, and patients were removed to the east wing, which reduced the additional accommodation thus furnished, from 200 to 125 beds. In 1869 the Legislature voted an appropriation to commence the London Asylum, and the structure was pushed forward, much to the disadvantage of the building, with such energy that it was ready for patients in November, 1870, with space for 500 beds. Owing, however, to the dilapidated condition of Malden Asylum, and the expensiveness of the organization at Orillia, these two Asylums were abandoned, and the patients transferred to London. As these transfers numbered 363, the additional accommodation provided by the opening of the London Asylum was really only 140 beds. During 1870, another wing was completed at the Kingston Asylum, and the additional accommodation—100 beds—thus provided, was placed by the Dominion Government at the disposal of the Province on the same terms as before referred to.

It is thus shown that in three years from the date of Confederation the Asylum accommodation of the Province was augmented by 500 beds, yet the demand was still unsatisfied. During these three years no less than 756 insane persons had been committed to the Gaols, and the most urgent cases were removed to Asylums; notwithstanding this, no sensible diminution took place in the number of applications for admission under the ordinary process. It was clear, therefore, that the provision of more space should be proceeded with without delay, and in consequence of this, two detached buildings were erected during the next two years on the grounds of the London Asylum, with accommodation for 100 patients. During the years 1874 and 1875 no additional buildings were

erected, in consequence of which no less than 326 insane persons were committed to the Gaols during 1875, and 106 were reported to be in Gaol custody on the 30th September of that year. In view of this, and in order to obtain increased accommodation at once, it was recommended in my last Annual Report that the buildings which were in course of erection at Hamilton, for an Inebriate Asylum, should be taken for an Asylum for the Insane; and that the Orillia Asylum, which had been abandoned on the opening of the London establishment, should be fitted up and re-occupied for the custody of idiots. This recommendation was acted upon, and both institutions have been opened during the past year, whereby the Asylum accommodation of the Province has been increased by 350 beds. And for the first time during the past ten years can it be said that the demand for Asylum accommodation has been satisfied by the provision of the requisite amount of space.

This short history of the progress of Asylum construction in this Province, and which covers the period from which the first Asylum was erected up to the present time, may be briefly summarized in the following chronological form, viz.:-

1850. Toronto Asylum, established. Capacity	455
1856. University Branch " "	75
1859. Malden Branch " "	235
1861. Orillia Branch " "	120
1867. Kingston Asylum occupied by 118 patients, whose maintenance after Confederation became a charge upon Ontario	118
<i>Total accommodation at Confederation</i>	<i>1003</i>
1868. Arrangement with Dominion Government for 150 additional beds in Kingston Asylum	150
1869. East wing of the Toronto Asylum opened. Capacity	100
1870. West wing " " "	100
1870. Additional space arranged for in Kingston Asylum.....	100
1870. London Asylum established. Capacity	540
1871. Branch Asylum for idiots at London Asylum opened.....	36
1873. Cottages for chronic insane " "	60
1876. Hamilton Asylum opened. Capacity	200
1876. Orillia Asylum for idiots re-opened. Capacity.....	150
	2439
Deduct University Branch abandoned in 1869.....	75
Orillia Asylum abandoned in 1870, but afterwards re-opened	120
Malden Asylum abandoned in 1870	235
	430
<i>Total Asylum accommodation 30th Sept., 1876</i>	<i>2009</i>

If we deduct the Orillia Asylum accommodation from the above aggregate, it will be seen that there is at the present time lodgement for 1859 lunatics, and if we deduct the idiots now in Orillia from the entire number of persons of unsound mind that were under accommodation, excluding those that had been awarded beds, but had not been sent to the Asylum, it will be found that at the close of this official year there were only 77 vacant beds to supply the demand, and at the time of writing this report that number of vacancies has been reduced to 38. In all probability then, this accommodation will be entirely exhausted within the next two months; and under the most favourable circumstances, additional space cannot be provided in less than eighteen months. Notwithstanding the progress that has been made during the past six years in bringing the Asylum accommodation up to the wants of the Province, it must be borne in mind that we are still far below the amount furnished in other countries, in proportion of the number of persons of unsound mind, to the entire population. In Ireland, one person to every 482 of the population is provided with lodgement; in England, one to every 423, and in Scotland, one to every 543, while in Ontario, there is at the present time only one in

of the population, as returned in 1871. These figures warn us that we cannot remain stationary in this work; but must provide for the *immediate* future.

In my last Annual Report, in drawing attention to the great necessity that then existed for providing increased accommodation, I pointed out, and quoted eminent authorities, to show, that the lack of immediate treatment frequently rendered curable cases of insanity incurable and chronic; and that in consequence, the burden of the Province was being continually added to in the number of life residents of the Asylums. In commending, on this occasion, that Parliament be asked at the coming session to make provision for additional lodgement, I cannot too strongly press this view of the subject, fully believing that even upon the ground of public economy, it will be found to be judicious.

The recommendations I made then for increased accommodation were as follows:—

1st. The conversion of the Inebriate Asylum in Hamilton into an Asylum for the sane, in order that the immediate demand might be supplied.

2nd. The erection of two additional groups of cottages, and the enlargement of what known as the idiot branch at the London Asylum.

3rd. The extension of the Toronto Asylum, and the conversion of its present detached hospitals into wards for paying patients.

4th. The acquisition of Rockwood Asylum and extension of its present capacity, with view to giving accommodation to 500 patients.

5th. The re-construction and conversion of the Orillia buildings into an Asylum for 50 idiots.

I shall take up in consecutive order these recommendations, adding thereto the suggestions which a year's experience dictates as necessary, in order to complete the proposed system.

1st. The conversion of Hamilton Asylum has been accomplished, but owing to the structure not having been originally intended for the reception of the Insane, many difficulties have been met with. In the first place, the lath and plaster partitions prohibit the confinement of any but the mildest type of chronic patients; secondly, the space is not suitably arranged or distributed for insane patients; and thirdly, the number that can be lodged is too small for the staff required for such an Asylum. I have therefore to recommend that two additional wings for patients, and an extension in the rear for domestic purposes be added to the present building, increasing the accommodation to 460 beds. A considerable portion of the space thus obtained must be single rooms, with brick partitions throughout, in order that the Asylum may be constituted a receiving Asylum for all cases, instead of a branch, as it now is, for the reception of chronic patients from the other Asylums. In pursuance of this recommendation I have submitted sketch plans showing the proposed additions, the details of which are referred to in the separate Report upon this Asylum. Under any circumstances it will be necessary that coal-sheds, stabling for cows, and various other out-buildings, together with fences to enclose the grounds and garden plot, should be provided for in the estimates of the ensuing year. It is also urgently necessary that houses should be built upon the premises for the Medical Superintendent and Bursar, and cottages for the Engineer and Farmer.

2nd. No steps have been taken during the present year for the extension of London Asylum, which owing to its situation and the extensive grounds surrounding it, offers better conditions for extension than any other in the Province. In my Report of last year I recommended the erection of two additional groups of cottages for the chronic insane, and the extension of the Idiot branch so as to accommodate 75 patients. I have now to renew my recommendation as far as the cottages are concerned, and to advise that the branch building be enlarged so as to accommodate 140 violent and epileptic patients, instead of 75. Owing to the difficulties of classification and the crowded state of the main building, it has hitherto been very difficult to prevent the noisy and violent patients from annoying and thus retarding the recovery of the less troublesome class. The extension of this branch, and the increase of separate rooms afforded thereby, would enable the Superintendent to remove all refractory and dangerous patients from the main building to a situation where they could be isolated, and where the structural arrangements and administrative details could be framed for their special requirements.

Three years' experience of the working of the cottage system for the chronic insane, at

the London Asylum, has fully convinced me that no better method can be devised for the lodgement of this class of our insane population. Sketch plans of these additions have also been submitted to Government. The buildings proposed are all of the very plainest description, and can be constructed at a cost not exceeding \$450 per head of the population they are designed to accommodate. In addition to the extension of space, there are also many other matters which urgently require attention at this Asylum, viz.: repairs to roof of the main building; new brick buildings for coal sheds; raising height of furnace chimneys; alteration of window sashes, &c., all of which are more minutely detailed in the separate Report upon this Asylum, in another part of this volume.

3rd. In my Report of last year, I recommended extensive changes and additions in the Asylum for the Insane, Toronto, but the rapid growth of the city in the direction of the Asylum, and the consequently confined space available for extensions, leads me to doubt the advisability of doing more than is absolutely necessary to keep the Asylum in repair, and for the comfort and security of the patients; I have, therefore, only to recommend that an appropriation be asked for the purpose of renewing paint and flooring, and the conversion of two of the ordinary wards into intermediate wards for the lower class of paying patients. The furniture of the Asylum has, in part, been in use for nearly a quarter of a century, and has become so worn out that nothing short of renewal will bring the Asylum, in this respect, to the standard of American Asylums. The limited space available for the residence of the Medical Superintendent within the Asylum, and the necessity which exists for the occupation of all space for the reception of patients, and for providing increased room for the staff of the Asylum, leads me to recommend that a house be erected for the Medical Superintendent upon the grounds.

4th. It is again recommended that Rockwood Asylum, Kingston, be acquired from the Dominion Government, in order to supply the demand for Asylum accommodation from the Eastern section of the Province; and that when that Asylum becomes the property of the Province, another wing shall be added to it, in accordance with the original design, which will provide space for an additional 125 patients; this, with the removal of the criminal lunatics now in this Asylum, would give accommodation for 500 patients, or an increase of 150 beds. The necessity for the disassociation of this class from the ordinary patients has been so fully commented upon in previous reports, that nothing more need be said respecting it.

5th. The Asylum for Idiots at Orillia being opened with a capacity for 150 inmates, I would recommend that it be used exclusively as a custodial Asylum for adult idiots of the class that is unsafe or dangerous to be at large, and that a training school for juvenile idiots be erected in close proximity to the present structure, but entirely isolated from it, so that the same superintendent and official staff may answer for both establishments.

When the additions thus proposed are made, the receiving capacity of all the Asylums of the Province will be as follows:—

Asylum for the Insane, Toronto.....	688
Asylum for the Insane, London.....	880
Asylum for the Insane, Kingston.....	500
Asylum for the Insane, Hamilton.....	482
Asylum for Idiots, Orillia.....	150
Training School for Idiots, Orillia (proposed).....	150

2,850

Under the most favourable circumstances these extensions and additions cannot be completed and ready for occupation in less than four years, by which time, it is to be presumed that the population of the Province will have nearly reached 2,000,000. It cannot, I fear, be expected that the proportion of persons of unsound mind to the entire population will be diminished during that period in the future, and it is much to be hoped that it will not sensibly increase. Taking it for granted, however, that when the census is taken in 1881 the ratio of insanity will not materially differ from that of 1871, viz.:—one insane person to every 397 of the population—the 2,000,000 inhabitants of Ontario would then have no less than 5,037 insane and idiotic persons.

As the 2,850 Asylum beds that it is proposed to provide under the scheme recommended in this Report, will only afford Asylum accommodation for one in every 701 of the estimated population, it cannot be said that the amount of space asked for will be in excess of the actual requirements of the Province. The scheme for Asylum extension as indicated is, therefore, confidently recommended to the earnest consideration of the Government and the Legislature.

ASYLUM MOVEMENTS.

The following summary shows, in a classified form, the entire Asylum movements respect to admissions, discharges, deaths and transfers, as well as the total number of patients in each Asylum at the beginning and close of this official year :—

TABLE No. 1.

	TORONTO ASYLUM.		LONDON ASYLUM.		KINGSTON ASYLUM.		HAMILTON ASYLUM.		ORILLIA ASYLUM.		Total.		Grand Total.
	Males.	Females.	Males.	Females.	Males.	Females.	Males.	Females.	Males.	Females.	Males.	Females.	
Number of Patients in Asylums, 1st October, 1875.....	337	322	314	315	188	174	839	811	1650
Admitted during the year ending 30th September, 1876, including 253 transfers to Hamilton and Orillia.....	149	148	63	52	15	24	86	125	33	26	346	375	721
Total number under treatment during the year, including 253 transfer patients.....	486	470	377	367	203	198	86	125	33	26	1185	1186	2371
Discharged cured.....	48	31	18	8	4	10	0	0	0	0	70	49	119
Discharged improved.....	11	16	4	5	0	5	0	0	0	0	15	26	41
Discharged unimproved.....	4	2	2	2	0	2	0	0	0	0	6	9	15
Died.....	5	1	0	1	0	0	0	0	0	0	5	2	7
Total number discharged during the year.....	68	50	24	16	4	17	96	83	179
Transferred from one Asylum to another.....	56	80	38	47	17	12	3	111	142	253
Deaths during the year.....	41	30	26	10	8	6	4	2	79	48	127
Total discharges, elopements, transfers and deaths during the year.	165	160	88	73	29	35	4	5	286	273	559
Number of Patients remaining in Asylum on 30th Sept., 1876.....	321	310	289	294	147	163	82	120	33	26	899	913	1812

An examination of the preceding table shows that the number of patients remaining in Asylum residence at the close of this official year was 1,812, as compared with 1,650 at the close of the last, or an increase of 162 in the aggregate insane population of the Province. It will also be observed that the total number of patients under treatment was 2,118, or 193 patients in excess of the previous year. For, if we deduct the 253 patients, that were transferred from one Asylum to another from the numbers that were admitted and passed through the Asylums, the result will show that 2,118 patients received lodgment and treatment during this year as compared with 1,925 last year, or an increase of no less than 193 patients. This number of patients that was under treatment is the largest recorded for any one year in the Asylum history of the Province. The

ADMISSIONS

in the past twelve months have been more numerous than in any year since Confederation, as the following summary will show :—

Admissions for the fifteen months ending 30th September, 1868	210
Admissions for the year ending 30th September, 1869	292
“ “ “ 30th September, 1870	280
“ “ “ 30th September, 1871	353
“ “ “ 30th September, 1872	351
“ “ “ 30th September, 1873	319
“ “ “ 30th September, 1874	323
“ “ “ 20th September, 1875	326
“ “ “ 30th September, 1876	468
Total admissions since 1st July, 1867.....	2,922

The figures in the above summary show that the admissions of the past twelve months were over fifty per cent. greater than the annual average of the eight preceding years, proving very conclusively that a considerable arrearage from the years 1874 and 1875—during which time no additions were made to Asylum accommodation—had to be liquidated as soon as the Asylums at Hamilton and Orillia were opened. For the same reason the commitments of insane persons to Gaols were in excess of any corresponding period during the past ten years. Of the 468 admissions, no less than 253 were transfers from Gaols under the warrant of the Lieutenant-Governor; the remaining 215 were admitted by medical certificates under the provisions of 36 Victoria, cap. 31.

In former years I had frequently to call the attention of Sheriffs to the disgraceful condition in which lunatics were sometimes sent forward to Asylums. In some instances women were taken on long journeys without a female attendant accompanying them; and in others both the persons and clothing of the lunatics gave evidence of sad neglect. I am glad to say that a very marked improvement has taken place in these respects, as during this year only three instances have been reported of such negligence. These cases were all examined into, and the dismissal of two gaol officials was ordered in consequence of neglect and cruelty having been proven.

The Counties of the Province from which these 469 insane persons were received, and the respective Asylums to which they were awarded admission, are shown in the following table :—

TABLE No. 2.

Name of County or Place from which insane persons were sent to Asylums.	Number transferred from Gaols under Warrant of Lieutenant-Governor.	Number admitted by Medical Certificate.	Total number sent from each County or Place, either by Warrants or Medical Certificates, to Asylums.	Admitted to Toronto Asylum.	Admitted to London Asylum.	Admitted to Kingston Asylum.	Admitted to Hamilton Asylum.	Admitted to Orillia Asylum.
Brant.....	5	2	13	6	1			
Bruce.....	4	2	12	6	5			
Carleton.....	4	3	4	1		3		
Elgin.....	3	3	3		3			
Essex.....	3	3	3		3			
Frontenac.....	9	6	15	1			13	
Grey.....	10	5	15	13				
		10						

TABLE No. 2—Continued.

Name of County or Place from which Insane persons were sent to the Asylum.	Number transferred from Gaols under Warrant of Lieutenant-Governor.	Number admitted by Medical Certificate.	Total number sent from each County or Place, either by Warrants or Medical Certificates, to Asylums.	Admitted to Toronto Asylum.	Admitted to London Asylum.	Admitted to Kingston Asylum.	Admitted to Hamilton Asylum.	Admitted to Orillia Asylum.
Altimand.....	5	7	12	6	6			
Alton.....	1	4	4	4	1			
Castings.....	8	5	13	13				
Chiron.....	8	3	11	3	8			
Clinton.....	6	2	8	1	7			
Compton.....	9	6	15	1	14			
Conmark.....	10	1	11	5		6		
Deeds and Grenville.....	7	1	8	5		3		
Dennox and Addington.....	4	2	6	1		2		3
DeWolfe.....	9	3	12	11				1
DeWolfe.....	10	15	25	1	24			
DeWolfe.....	7	4	11	1	9			1
DeWolfe.....	9	17	26	22		3		1
DeWolfe.....	10	4	14	14				
DeWolfe.....	7	8	15	3	12			
DeWolfe.....	3	8	11	11				
DeWolfe.....	3	4	7	1	5			1
DeWolfe.....	4	1	5	5				
DeWolfe.....	1	1	2	2				
DeWolfe.....	1	3	4	4				
DeWolfe.....	6	1	7	4		3		
DeWolfe.....	8	6	14	14				
DeWolfe.....	13	1	14	9		4		1
DeWolfe.....	7	2	9	9				
DeWolfe.....	4	5	9	2	6	1		
DeWolfe.....	3	1	4	4				
DeWolfe.....	3	9	12	12				
DeWolfe.....	14	14	28	23	2		1	2
DeWolfe.....	40	40	80	76		1		3
DeWolfe.....	1		1	1				
DeWolfe.....		2	2	2				
DeWolfe.....								
DeWolfe.....		1	1					1
DeWolfe.....	256	213	469	297	115	39	1	17

The nationality, religion, and civil state of the 469 patients admitted during the year, are exhibited in the following summaries:—

Nationalities.

	Toronto Asylum.	London Asylum.	Kingston Asylum.	Hamilton Asylum.	Orillia Asylum.	Total.
English.....	41	17	4	...	1	63
Irish.....	65	12	6	...	1	84
Scotch.....	39	17	2	58
Canadian.....	137	50	25	...	11	223
United States.....	9	8	2	19
Other countries or unknown...	6	11	2	1	2	22
	297	115	39	1	17	469

Religious Denominations.

Church of England.....	49	23	6	...	1	79
Roman Catholics	57	15	10	...	2	84
Presbyterians	76	24	15	...	3	118
Methodists	68	20	5	...	6	99
Other denominations	47	33	3	1	5	89
	<u>297</u>	<u>115</u>	<u>39</u>	<u>1</u>	<u>17</u>	<u>469</u>

Civil State.

Married and Widowed	153	75	23	251
Unmarried	144	40	16	1	17	218
	<u>297</u>	<u>115</u>	<u>39</u>	<u>1</u>	<u>17</u>	<u>469</u>

The following summaries exhibit the entire Asylum operations of the Province from the time that temporary accommodation was first provided, by the occupation of various houses in Toronto for a few years prior to the year 1850, when the Toronto Asylum was opened, and from that time up to the 30th September, 1876, covering altogether a period of thirty-five years. The information furnished by these figures comprises the total Asylum admissions, discharges, deaths, and escapes, together with the counties from which the entire number of patients were received into the Asylums, and the nationalities, religions, and civil condition of the same, as follows:—

Total admissions.....						6,564,
Discharged from Asylums					3,079	
Died in do					1,581	
Escaped from do					92	
					<u> </u>	<u>4,752</u>
Remaining in Asylums on the 30th September, 1876.....						1,812

The Counties in the Province from which these 6,564 patients were received were :

Algoma	8	Brought forward.....	3,217
Brant	129	Peel	157
Bruce	60	Perth	139
Carleton and City of Ottawa.....	169	Peterboro'	106
Elgin	114	Prescott and Russell	42
Essex	94	Prince Edward.....	58
Frontenac and City of Kingston	256	Renfrew.....	56
Grey	114	Simcoe.....	202
Haldimand	80	Stormont, Dundas and Glen-	
Halton	124	garry.....	168
Hastings.....	133	Victoria	69
Huron.....	163	Waterloo	106
Kent	104	Welland	83
Lambton.....	129	Wellington.....	217
Lanark.....	88	Wentworth and City of Hamil-	
Leeds and Grenville.....	122	ton	389
Lennox and Addington.....	59	York and City of Toronto	1,381
Lincoln.....	178	Kingston Penitentiary.....	40
Middlesex and City of London.	315	Province of Quebec	9
Northumberland and Durham...	372	Manitoba.....	1
Norfolk.....	83	Central Prison.....	1
Ontario.....	192	Foreigners and unassignable	123
Oxford.....	131		
	<u>3,217</u>		<u>6,564</u>

The nationalities, religions, and civil condition of these 6564 patients are as follows:

Nationalities.

English	1,002
Irish.....	2,087
Scotch.....	889
Canadian	2,160
United States.....	144
Other countries and unknown.....	282
	<hr/>
	6,564

Religious Denominations.

Church of England.....	1,827
Roman Catholics	1,508
Presbyterians	1,457
Methodists.....	1,093
Other denominations	643
Idiots.....	36
	<hr/>
	6,564

Civil Condition.

Married	3,395
Unmarried.....	3,169
	<hr/>
	6,564

DISCHARGES.

The following summary shows the number of discharges that have taken place from Asylums during the year, and the mental condition of the patients at the time of discharge, classified under the headings of cured, improved and unimproved:—

	Cured.	Improved.	Unimproved.	Total.
Asylum for the Insane, Toronto.....	79	27	6	112
Asylum for the Insane, London	26	9	4	39
Asylum for the Insane, Kingston.. ..	14	5	2	21
Asylum for the Insane, Hamilton.....	0	0	0	0
Asylum for Idiots, Orillia	0	0	0	0
Eloped from Asylums.....	1	3	3	7
	<hr/>	<hr/>	<hr/>	<hr/>
	120	44	15	179

It will be observed that seven elopements are included in the above summary; but, as at least four of the patients were perfectly able to take care of themselves when they ran away, they are classified in the discharges. A comparison with last year's Asylum operations in this respect shows an increase of thirteen in the number of patients discharged cured, an equality in the number sent away in an improved condition, and an increase of seven in the unimproved discharges.

The percentage of patients discharged cured and improved to the total number under treatment in all the Asylums is somewhat below that of last year, but in the Toronto Asylum, owing to the large number of acute cases that were recently admitted, the percentage of recoveries was largely increased. The recoveries on the twelve months' operations were in the proportion of 25.52 per cent. to the admissions, and 5.64 per cent. of the entire number of patients under treatment; and if the patients who were discharged improved are added to the recoveries, these percentages would be increased to 33.50 and 7.73 respectively. The periods of Asylum residence of the 179 patients that were discharged were as follows:—

Patients discharged	under 1 month	over 1 and under 2 months			Toronto	London	Kingston	Hamilton	Total.
					Asylum.	Asylum.	Asylum.	Asylum.	
"	"	"	2	3	8	0	2	0	10
"	"	"	3	4	5	2	0	0	7
"	"	"	4	5	15	2	0	0	17
"	"	"	5	6	12	2	0	0	14
"	"	"	6	7	11	3	3	0	17
"	"	"	7	8	12	3	0	0	15
"	"	"	8	9	8	5	0	0	13
"	"	"	9	10	4	2	0	0	6
"	"	"	10	11	2	1	2	0	5
"	"	"	11	1 year	4	1	1	0	6
"	"	From 1 year up to 18 months			3	3	2	0	8
"	"	18 months to 2 years			0	0	0	0	0
"	"	" 2 to 3 years			7	6	3	0	16
"	"	" 3 " 4 "			7	2	4	0	13
"	"	" 4 " 5 "			5	5	3	0	13
"	"	" 5 " 10 "			1	1	0	0	2
"	"	" 10 " 15 "			1	1	0	0	2
"	"	Eloped			5	0	1	0	6
					2	0	0	0	2
					6	1	0	0	7
					118	40	21	0	179

It will be noticed from an examination of the foregoing summary, that 48 per cent. of the discharges, were of patients who had been less than six months in Asylum residence; and altogether 70 per cent. of the cases discharged had been under treatment for periods under one year. The unimproved discharges were chiefly drawn from among patients who had been residents for periods over three years. These figures prove very conclusively the importance of promptly placing all cases of insanity under Asylum treatment at the earliest moment the disease exhibits itself. For every week's delay the probabilities of recovery are proportionately lessened, until the chronic stage is entered upon, from which recoveries rarely occur, and this class now comprises 80 per cent. of our entire Asylum population.

During the past year 55 patients have been discharged on probation: viz., from Toronto Asylum, 25; from London Asylum, 29; and from Kingston Asylum, 1. Of these 55 patients, thirty are reported to have recovered, four were re-admitted on account of their having become unmanageable, two died, from three no reports were received, and sixteen were still out on probation at the close of the official year. From the reports of medical superintendents, it would appear that the granting of probationary leave of absence to certain patients is working satisfactorily. When a patient has so far advanced into convalescence as to feel the restraints of Asylum life very acutely, there is no doubt that complete restoration will often be promoted by a return to the home relations, provided they are happy and cheerful. To some patients, however, it would be most imprudent to extend leave of absence, even if in a state of apparent convalescence. For these and other reasons it is clear that the medical superintendent must exercise great discretion in the selection of the patients for this privilege; and that constant communication must be kept up with the friends of the patient during his absence on probationary leave.

TRANSFERS.

During the year, it will be observed from the summary now under comment, that 25 patients were transferred from one Asylum to another, as follows:—

From Toronto Asylum to Hamilton Asylum.....	136
From London Asylum to Hamilton Asylum.....	43
From Kingston Asylum to Hamilton Asylum.....	29
From London Asylum to Orillia Asylum.....	42
From Hamilton Asylum to London Asylum.....	3

DEATHS.

The mortality in the Asylums during the past year is exhibited in the following summary, viz :

	Men.	Women.	Total
Asylum for the Insane, Toronto.....	41	30	71
Asylum for the Insane, London.....	26	16	36
Asylum for the Insane, Kingston.....	8	6	14
Asylum for the Insane, Hamilton.....	4	2	6
Asylum for Idiots, Orillia.....	0	0	0
	79	48	127

As compared with the preceding year, the most noticeable feature in the above summary is the diminution in the number of deaths at the London, and the very marked increase at the Toronto Asylum. The latter circumstance the medical superintendent attributes to the fact, that the year has proved unusually severe to the aged, not only in Toronto Asylum, but also among the general population, and the great number of deaths, among the old patients, partially corroborates this statement. Doubtless, the increased mortality at Toronto, is also, in a measure, due to the fact, that among the admissions of this year from the Gaols, were some patients who were received into the Asylum, in a very low bodily condition, and died in a short time after they were admitted.

One patient committed suicide during the year, at the Toronto Asylum, by drowning himself in the bay. From the facts elicited at an enquiry made into the circumstances connected with the suicide, it would appear that the patient had been a resident of the Asylum for over four years, and that during that period he had exhibited a quiet, cheerful, and contented disposition, and no suicidal tendencies whatever. Such being the case, he had been allowed liberties that are not accorded to patients of an opposite disposition and tendency, and while out with a working party on the 1st of March last, he made his escape, and no clue could be obtained of him until his body was discovered in the bay about a week afterwards. There must have been some carelessness on the part of the attendants in charge of the working party, induced no doubt to some extent, in the case of the suicide, by his past quiet and contented demeanour. Considering however, how important it is in the successful treatment of the insane, to grant as much personal freedom as is possible; and being rather in the direction of increased freedom than a restriction of it, I only directed the medical superintendent to instruct the attendants to exercise a closer supervision over the working parties. It may become necessary to increase the number of attendants, but I am not prepared to recommend that that step should be taken yet.

The rate of mortality to the total population under treatment during the year was 30 per cent. as compared with 6 per cent. the preceding year. The annexed summary gives the length of Asylum residence of the patients that died during the year.

Periods.	Toronto Asylum.	London. Asylum.	Kingston Asylum.	Hamilton Asylum.	Total.
Under 1 month.....	9	1	0	2	12
“ 3 months.....	9	5	0	3	17
“ 6 “.....	3	2	1	1	7
“ 9 “.....	2	3	1	0	6
“ 1 year.....	5	2	1	0	8
From 1 to 2 years.....	11	8	1	0	20
“ 2 to 3 “.....	3	3	2	0	7
“ 3 to 4 “.....	5	5	1	0	8
“ 4 to 5 “.....	8	2	0	0	10
“ 5 to 6 “.....	4	0	1	0	5
“ 6 to 7 “.....	1	0	1	0	2
“ 7 to 8 “.....	0	0	1	0	1
“ 8 to 9 “.....	0	0	2	0	2
“ 9 to 10 “.....	1	0	0	0	1
“ 10 to 15 “.....	5	3	1	0	9

Periods.	Toronto Asylum.	London Asylum.	Kingston Asylum.	Hamilton Asylum.	Total.
" 15 to 20 "	1	2	0	0	3
" 20 to 25 "	2	2	1	0	5
" 25 to 30 "	2	0	0	0	2
Over 30 years	0	1	0	0	1
	71	36	14	6	127

PAYING PATIENTS AND LUNATICS' PROPERTY.

During the year, the sum of \$21,175.93 was received for the maintenance of patients, as compared with \$21,875.92 in the preceding year. The amount received from each Asylum, and the number of patients that contributed towards their support, were as follows:—

Asylum for the Insane, Toronto,	183 patients	\$17,189 48
" " " " London,	56 "	2,887 75
" " " " Kingston,	14 "	1,025 95
" " " " Hamilton,	3 "	72 75
Asylum for Idiots, Orillia,	0 "	0 00
	256	\$21,175 93

As compared with the previous year, the aggregate revenue derived from this source in all the Asylums, shows a slight falling off, but in the Toronto Asylum a considerable increase is reported. In the number of patients who contributed towards their support, the increase is very considerable, being 256 as compared with 231 the previous year. From these figures it would appear that 12 per cent. of the entire number of patients who were under treatment during the year paid, in part, for their maintenance. In some instances the amount received was small, but under any circumstances it is satisfactory to report an increase in the number of the friends of insane who were not willing that their insane relatives should become an entire charge upon the Province; and therefore, to the extent of their ability, contributed towards their support. I observe from the last report of the Commissioners in Lunacy for England, that of the entire number of persons of unsound mind that was under accommodation on the 1st January last, 11.58 per cent. were paying patients, the remaining 88.42 being paupers. In this respect, therefore, the Province of Ontario compares favourably with England.

Since the passage of the Act (34 Vic. cap. 18), constituting me *ex officio* Committee of all lunatics committed to Public Asylums, who have no other committee duly appointed by the Court of Chancery, and the subsequent Acts (36 Vic. cap. 31; and 37 Vic. cap. 14), more fully defining the duties of such position, upwards of 100 cases have been adjudicated upon. In some of them the facts elicited revealed deliberate attempts to defraud the lunatic of his property, and saddle the Government with his support for life. In others, relatives have used and occupied the property of lunatics without contributing to their maintenance in the Asylum; and in some instances duly constituted committees have applied the money received from the estate over which they had official control, to their own use and benefit, while the lunatic was allowed to remain as a pauper in the Asylum. In all such cases prompt steps have been instituted to redress the wrong inflicted upon the insane person and the Province; and a large amount of money has been collected for the Asylum maintenance of these patients, and paid into the Treasury Department. The following summary shows the gradual but very marked increase that has taken place in the revenues from paying patients:—

Collected for the year ending 30th September, 1869	\$ 5,866 75
" " " " " " 1870	8,764 32
" " " " " " 1871	14,045 30
" " " " " " 1872	19,255 80
" " " " " " 1873	16,660 61
" " " " " " 1874	20,035 77
" " " " " " 1875	21,875 92
" " " " " " 1876	21,175 93

A considerable arrearage has accumulated for the maintenance of patients, part of which in course of being collected, but a portion will have to be written off the books, as lost. In no case is payment enforced where it would involve hardship to the relatives or bondsmen.

In addition to the amounts received for the maintenance of patients, the further sum \$1080.13 was received for articles sold, increasing the entire Asylum revenue for the year, to \$22,256.06.

ASYLUM EXPENDITURE.

The amount expended for Asylum maintenance for the year ending 30th September, 1876, was \$241,380.57, as follows :

Asylum for the Insane, Toronto.....	\$82,382 24
Asylum for the Insane, London.....	85,854 77
Asylum for the Insane, Kingston.....	52,195 00
Asylum for the Insane, Hamilton.....	20,948 56
Asylum for Idiots, Orillia.....	600 00

\$241,380 57

The amount stated as being the cost of maintaining the Kingston Asylum, is the sum that was placed in the estimates to enable payment to be made to the Dominion Government for the support of the patients sent to that establishment by the Province of Ontario. The accounts for the last quarter have not been received, but it is not likely that the exact amount will vary much from the estimated expenditure. As the Orillia Asylum was lately opened for the reception of patients five days before the close of the official year, the appropriation remained intact up to that date.

The following statement exhibits the expenditure in a classified form, and shows the cost of patients under the headings of the Estimates.

RETURN shewing cost per Patient for maintenance, for the year commencing October 1st, 1875, to September 30th, 1876.

Headings of Estimates.	TORONTO ASYLUM.		LONDON ASYLUM.		HAMILTON ASYLUM.	
	Expended under heading of Estimates.	Cost per Patient.	Expended under heading of Estimates.	Cost per Patient.	Expended under heading of Estimates.	Cost per Patient.
Medicine and Medical comforts	\$ 295 24	00 47 ³ / ₄	464 25	00 74	220 18	2 64 ³ / ₄
Beer, Wine and Spirits	1,463 41	2 37	2,142 84 ¹ / ₂	3 41 ² / ₃	210 95	2 53 ³ / ₄
Cheese and Butchers' meat.....	11,800 12	19 27	12,451 35	19 86 ¹ / ₂	1,500 35	18 02
Flour, &c.	7,109 72	11 52	6,099 70	9 73	646 01	7 76
Fuel.....	4,380 97	7 10	3,708 04	5 91 ¹ / ₄	473 05	5 62
Provisions.....	7,178 82	11 63	8,229 40 ³ / ₄	13 12 ¹ / ₂	1,698 97	20 40 ¹ / ₂
Meat and Vegetables	56 85	00 09	472 04	00 75 ¹ / ₂	466 90	5 60 ³ / ₄
Drapery, Clothing and Shoes	6,215 68	10 07	7,495 78	11 95 ³ / ₄	2,782 20	33 41 ³ / ₄
Laundry.....	8,403 89	13 62	10,545 23	16 82	1,444 33	17 34 ¹ / ₂
Lights and Oil	2,511 27	4 07	2,369 50	3 77 ² / ₃	311 33	3 74
Laundry and Soap	1,418 17	2 29	1,744 96	2 78 ² / ₃	542 59	6 53
Furniture and Furnishings	1,792 20	2 90	1,670 60	2 66 ¹ / ₂	846 01	10 17
Stables, Farm, Feed and Fodder	1,036 24	1 67	1,876 86	2 99 ¹ / ₂	970 08	11 65
Repairs and Alterations	3,168 51	5 13	2,246 50	3 58 ¹ / ₂	537 47	6 46
Miscellaneous	3,114 40	5 04	2,840 40	4 53	1,835 41	22 08 ¹ / ₂
Water Supply	250 00	3 01
Salaries and Wages	22,346 75	36 21	21,497 31	34 28 ¹ / ₂	6,212 64	74 62
	\$82,382 24	133 45 ³ / ₄	83,854 77	136 93	20,948 56	251 61 ³ / ₄

If a comparison of the cost of maintenance, as exhibited in the foregoing statement, is made with that of the previous years, it will be found that there is an increase per patient for the year, of \$4.09 at the Toronto Asylum, and, \$5.17 at London. At the former place the increase is attributable to the fact, that for a considerable portion of the year, owing to the transfer of so many patients to Hamilton, the daily average of patients in residence was lower than usual, while the expenditure, except for food, remained about the same. This, of course, increased the cost per head, to an appreciable extent, but there will at all times be differences in the prices of supplies, and changes in the wants that will affect the annual cost per patient to a greater or less extent. These changes and differences are more particularly referred to in the separate reports upon each Asylum. The cost of each patient at the Hamilton Asylum for the *six and a half months* that the Asylum was in operation, up to the 30th September, was \$136.49, which would be equal to \$251.61 per annum. There is always, however, a large abnormal expenditure, that has to be incurred on the first opening of an Institution, which in all probability, will not require to be repeated at the Hamilton Asylum. It is evident, however, that this Asylum, until it is enlarged, will be a very expensive one, as the same staff that is now required to take care of 200 patients, would, with the exception of a few additional attendants and servants, be sufficient for an Asylum for 400 patients.

The cost per patient in Rockwood Asylum is \$143 per annum, according to an arrangement entered into with the Dominion Government in 1868.

Detailed statements of the expenditures in each Asylum, will be found annexed to the separate reports on Asylums, as well as the estimated expenditure for the year 1877.

SUPPLIES.

All supplies of a perishable character that are required for Asylums are submitted, under the sealed tender system, to public competition in the latter part of December in each year. These are, butchers meat, flour and meal, butter, coal and wood. General groceries and dry goods continue to be purchased in the open market from wholesale dealers, and at the lowest market rates.

The following schedule gives the prices at which the perishable supplies were contracted for, delivered at the various Asylums for the year 1876.

SCHEDULE of Prices at which supplies were contracted to be furnished to various Institutions in Ontario, for the year 1876.

NATURE OF SUPPLY.	Asylum for Insane, Toronto.	Asylum for Insane, London.	Asylum for Insane, Hamilton.	Asylum for Idiots, Orillia.	Institution for Deaf and Dumb, Belleville.	Institution for the Blind, Brantford.	Central Prison, Toronto.	Provincial Reformatory, Penetanguishene.
FOOD.								
Butchers' Meat, per 100lbs	\$ 6 25	6 62	\$ 5 25	\$ 5 45	\$ 6 50	\$ 7 00	\$ 6 25	\$ 7 00
Flour, per bbl. (spring wheat) ...	4 90	5 10	{ 5 04	4 75	4 75	4 90	4 90	4 85
" " (fall wheat)	5 50		{ 5 74		5 00	5 25		
Bread, per loaf, 4lbs				0 10				
Butter, per lb. (common)	0 17		0 17		0 17	0 17	0 17	
" " (store-packed)	0 19	0 22	0 19		0 19	0 19	0 19	
" " (dairy-packed)	0 23		0 23		0 23	0 23	0 23	
Oatmeal, per bbl	5 00	5 50			5 50		5 00	
Cornmeal, "	3 75	3 50					3 75	
Prime Mess Beef, per bbl			12 00					
" Pork, "		18 50						
Peas, split, per bbl	4 00	6 00					4 00	
Pearl Barley, "	6 00	9 00					6 00	
Milk, per gallon			0 19½	0 16				
FUEL.								
Coal, Pittson, (stove size)	5 30	7 20	6 98			7 30		
" Briar Hill						6 00		
" Willow Bank	4 05		{ 4 67				4 05	
" Columbiana		4 59	{ 4 47					
" Catfish						5 10		
Hardwood, dry, per cord	{ 5 00	{ 3 74		{ 2 00	4 00	4 75		
" green		{ 4 50						

TORONTO ASYLUM—GENERAL OPERATIONS AND INSPECTION
MINUTES.

The operations of this Asylum for the past year, in respect to the movements of patients, have been more varied and extensive than in any previous year of its history.

At the close of last year there were 659 patients remaining in the Asylum, and during the past twelve months, 297 were admitted, making a total of no less than 956 patients who were under lodgement and treatment, as compared with 790 the preceding year. The admissions comprised 159 patients who were removed from Common Gaols to the Asylum, under the Lieutenant-Governor's Warrant, and 138 who were admitted by medical certificate under the provisions of 36 Victoria, cap. 31. The number of each sex thus admitted was singularly even, being 149 men and 148 women.

The greatest number of patients in residence at any one given time was 658, on the 7th October, 1875, and the lowest number was 568, on the 3rd May, 1876. The daily average population was 617. The aggregate Asylum stay of the 956 patients in residence during the year, amounted to 225,842 days, or an average period of about 256 days to each patient.

The discharges for the year were 112, of whom 63 were men and 49 women, and the condition of mind at the time these patients were discharged was reported by the Medical Superintendent, to be as follows: Discharged cured, 79; improved, 27; unimproved, 6. In addition to these discharges, 136 patients were transferred during the year to the Hamilton Asylum, as follows: On the 17th March, 19 men and 20 women; on the 23rd March, 16 men and 15 women; on the 8th April, 20 men and 20 women; and on the 3rd May, 10 men and 25 women. Six inmates who are certified to be idiotic, have been selected for removal to the Asylum for that class at Orillia, but their transference has not yet been effected.

The deaths during the twelve months have been unusually numerous, comprising 41 men and 30 women, or a total of 71, as compared with 48 during the preceding year. This mortality is equal to 7.47 per cent. of the entire number of patients under treatment. The ages of the patients who died, and the proximate cause of death will be found in Table No. 6, attached to the Medical Superintendent's Report. It will be observed that many of the deaths occurred at very short periods after admission, in some cases only a few days elapsed. The unusually large number for admissions, most of which were acute cases, and many of them having been brought to the Asylum in a very weak bodily condition, accounts in a great measure for the increased mortality.

Full and detailed information in respect to the movements of patients, will be found in the Report of the Medical Superintendent, and the statistical tables attached thereto.

The changes that have taken place in the Asylum, during the past year, have necessitated frequent visits. On the 28th December, I inducted Dr. Clark, as Medical Superintendent, and accompanied by him made a minute investigation into matters pertaining to the Asylum management, making those suggestions which have been carried out during the year, as to the repairs, alterations and additions to the Asylum, and as to the interior economy and discipline of the Institution.

At the time of this visit, I found 651 patients in residence, 331 men and 320 women. The movements of patients during the quarter then ending had been:

Admissions for 3 months ending December 31st.....	32
Applications for admission for 3 months ending December 31st.....	52
Deaths for 3 months ending December 31st.....	14
Discharges for 3 months ending December 31st.....	28

The general health of the Asylum, up to this time, was reported as good, and its condition as to cleanliness and order was most satisfactory. Owing to the mildness of the weather, many of the windows were open at the time of my visit, and the atmosphere was sweet and pure, except in the vicinity of the west basement closet, where there was a bad odour, indicating effects in the drains, or improper trapping of the sewage pipes. The Medical Superintendent was directed to have this examined into.

The question of providing amusement and recreation for the patients, was brought to the notice of the Medical Superintendent, and the purchase of a piano was authorized for the

amusement hall. Means were suggested to enlarge the capacity of this room, and owing to the kindness of volunteer choirs from the city, a system of amusement for the patients was initiated that has been productive of the best results.

The Library having been found to be much reduced, the Medical Superintendent was authorized to make a requisition for the supply of 400 books of a suitable character for the amusement of the patients.

In view of the opening of the Asylum at Hamilton, the roll of patients was carefully gone over, and a personal inspection made of them, in order to determine which of the chronic cases it would be best to transfer to that Institution. In making the selection the following conditions were taken into account:—

1st. None were to be transferred of homicidal or suicidal tendencies 2nd. None were to be transferred of violent or rough character. 3rd. None were to be transferred who were subject to recurrent mania.

In addition, selection was confined to non-paying patients, and, as far as possible, to those who were received into the Toronto Asylum from the City of Hamilton, the County of Wentworth, or the adjacent counties.

At my visit in July, 1876, when the muster-roll was called, there were only 601 patients in residence, 302 men and 299 women. This decrease in numbers was owing to the then recent transfer of the patients to Hamilton Asylum. The admissions, owing to the same reason, for the six months ending the 30th June, had been unusually numerous, amounting to 168. The discharges had been 45, and the deaths 43. This large proportion was owing, the Medical Superintendent informed me, to the severity of the winter and the backward spring, which increased the death-rate all over the Province. The transfers to Hamilton Asylum enabled me to transfer all fit cases of insanity from the Gaols within the district allotted to Toronto Asylum, and enabled the reception of many cases who awaited admission from private houses.

The patients were generally very quiet, and boisterous excitement was confined to the female refractory ward. Considering that 168 new patients had been received during the past few months, and that many of them were rough cases from Gaols, this state of things was most creditable to the Medical Superintendent, his assistants, and the attendants of the Asylum, as indicating great care and systematic observation of individual cases. The physical health of the patients was also particularly good at the time of my visit.

The interior condition of the Asylum in its various wards, dormitories, &c., was, in point of cleanliness, order and tidiness, most satisfactory, but it was very clear that considerable expenditures were required in order to bring up the standard of the Asylum in respect to furniture, furnishing, decorations and comforts, it comparing in these respects most unfavourably with the majority of Asylums in the United States. Considering the importance of such adjuncts in the treatment of the insane, I trust that an appropriation will be made at the next session of Parliament to thoroughly equip the Asylum in these respects. The immediate requirements are estimated as follows:—

	\$	cts.
250 Bedsteads, Palliasses, Hair Mattresses and Pillows, at \$17 50.....	4,375	00
500 White Counterpanes, at \$2 00.....	1,000	00
50 Carpet-covered Settees, at \$8 00	400	00
50 Wooden “ at \$5 00	250	00
Furniture for Superior Wards.....	1,500	00
300 Common Chromo-Lithographs and Frames.....	750	00
Painting, papering and extra labour.....	1,500	00
	\$9,775	00

Pending these more extensive alterations, the Medical Superintendent was directed to proceed with the following work in the superior wards, viz:—

1st. Painting in three-coat work, a pearl gray colour, the walls of two corridors; the wood work in white.

2nd. Whitewashing the ceilings throughout.

3rd. Papering walls in both sitting-rooms.

4th. Re-laying and painting in three-coat work the water-closets and bath-room floors.

Means were also taken for the repairs of the roofs, and slating the out-building roofs.

The farm and gardens, at the time of this visit, promised a large yield of both roots and cereals. The subsequent drought, however, damaged all the crops to some extent, and reduced the potato crop to so small an average that a considerable quantity will have to be purchased in order to meet the requirements of the Institution until next year's crop is harvested.

In my report of last year, I made suggestions for additions to the present buildings, and alterations in the heating apparatus, that would have involved a considerable expenditure. The rapid extension of the city to the westward, and the opening out of King Street through the Asylum farm, has, however, convinced me that the day is not far distant, when it will be advantageous to relinquish the use of the present building for Asylum purposes, and to seek a more secluded situation for its inmates. The desiderata in the choice of a site for an Asylum are, quietness and seclusion; to avoid exposure and publicity. Apart from the unpleasant character which a city Asylum must always possess, as one of the 'sights' to be seen by visitors whom curiosity alone impels to examine it, is the consideration that diseases of the brain require absolute quietude and peace as curative agents. To the healthy, the bustle of the city, or the shriek of a locomotive, may possess little disturbing influence; but to the patient whose nerves are racked with disease, and whose brain is distraught, these sights and noises may be productive of the worst effects. In view, therefore, of a change, which however distant is I think inevitable, I shall refrain from any recommendation to incur expense which is not absolutely necessary for the health and comfort of the inmates, or the economical administration of the Asylum.

It is, however, most necessary that some changes should be made in the kitchen department of the Asylum. The present kitchens must be consolidated, and modern appliances for cookery procured, before it will be possible to manage the matter as economically as it should be done. At present, each separate kitchen requires a separate staff, costing in wages alone, \$948.00 per annum, and separate cooking apparatus; and there are seven kitchens. I have therefore to recommend that a sum be placed in the estimates to consolidate the kitchens, which will involve some changes in internal arrangement, and to purchase cooking apparatus of modern construction.

No provision has been made in the laundry department for other than hand labour. This, although utilizing the labour of a number of patients, is a most expensive and laborious method of carrying on the laundry work of so large an institution. At present it necessitates the employ of seven laundresses at a cost, for wages alone, of \$696.00 per annum. This Asylum now stands alone in this respect, every other public institution under the direct control of Government, being provided with the most improved laundry machinery. I have recommended an appropriation therefore, for the purpose of purchasing laundry machinery and a small engine and boiler for a motive power.

Another defect is in the position and character of the frame coal sheds. Situated as they are, in the quadrangle formed by the buildings, they are at once unsightly and dangerous. I have therefore to recommend that they be removed to a more fitting position, and that their capacity be increased to fulfil the requirements of the Asylum.

It will be apparent to anyone cognizant of the requirements of an Asylum or Hospital that the surroundings of the patients should be cheerful and bright. The bare walls of the Asylum are not up to modern requirements in that respect, which has led me to ask for an appropriation to paint and decorate the wards, so as to remove the dinginess that twenty-two years of occupation have given to the entire building. An appropriation is also recommended to renew the floors, many of which are so worn as to be dangerous, and to lay hardwood instead of pine, as the more durable and cleanly of the two.

Having in view the desirability of utilizing the entire space afforded by the Asylum for Asylum purposes, I have again recommended that a house be built for the Medical Superintendent. This is a most desirable addition, as it not only releases the space at present occupied by him in the Asylum, but places him in a more fitting position. It may fairly be laid down as a rule, that no person should occupy a part of an Asylum, who is not directly an employé of that Institution, and subject to its discipline and management; I have, therefore, uniformly recommended that the heads of our Public Institutions having families, should have a separate residence. This is particularly desirable in the case of the Medical Superintendent of Toronto Asylum, who is compelled to occupy apartments in the main building, which are absolutely required for Asylum purposes. It is a matter of economy, therefore, that a house should be

built for his occupation, in order to utilize to the utmost the accommodation for patients that the Asylum affords. I have therefore recommended that a house be built for him, of such a description, and in such a position as to enhance the value of the Asylum property.

Many of the suggestions that I have made in my previous reports have been carried out by the Medical Superintendent, and have improved the appearance of the building, and increased the comforts of the inmates in a very great degree. The walls of the entrance halls and stairways, and two of the superior wards, have been painted, and the rooms occupied by the officers of the Institution have been painted or papered. This is a vast improvement upon the bare discoloured walls that have hitherto given the Asylum such a prison-like character. The worn-out floors have in some cases been replaced with hardwood flooring, and the halls and some of the wards have been covered with carpet or oil cloth. Drains have been renewed, the construction of the water-closets improved, the stables, driving-house and granary have been re-roofed with slate, and many minor works of improvement have been carried out. Much however remains to be done before the Asylum will approach, in appearance or comfort, the representative Asylums of the United States.

Detailed statements of the cost of maintaining the Asylum for the past year, as well as the estimated expenditure for the year 1877, will be found attached to the Report upon Asylums. It will be observed that the total expenditure for the year amounted to \$82,382.24, and as the average population was 617, it is shown that the cost of each patient for the year was \$133.51. The cost per head would have been less, had not the daily average population been slightly reduced by the transfers to the Hamilton Asylum.

The receipts from paying patients exceed those of any previous year, amounting to \$17,189.48, in addition to which, the sum of \$1,067.10, was realized from articles sold; making the entire revenue of the Asylum, \$18,256.58. If this amount is deducted from the entire cost of maintenance, it will be shown that the net cost of maintaining this Asylum to the Province for the official year ending 30th September, 1876, was \$64,125.66.

An investigation was made into the financial affairs of the Asylum, while under the control of Mr. Mooney, the late Bursar, the result of which was duly reported upon.

LONDON ASYLUM--RECORD OF OPERATIONS AND INSPECTION MINUTES.

During the twelve months ending 30th September, 115 patients were admitted to this Asylum, and the total number under treatment was 744, as compared with 735 during the previous year. The maximum number of patients in residence was attained on the 2nd February, on which day the population of the Asylum stood at 641, and the minimum number, on the 25th September, when it was reduced to 579. The daily average population of the year was 626.

The aggregate period of Asylum residence of the 744 patients who were lodged and treated during the year was 229,372 days, or an average stay of 308½ days to each patient. This average, it must be observed, was largely increased, owing to the fact that not less than 500 of the patients may be looked upon as life residents of the Asylum. Of the 115 patients who were admitted, 50 were transferred from the Common Gaols in the western portion of the Province, by the warrant of the Lieutenant-Governor, and 65 were awarded admission under the ordinary process of medical certificates.

The patients discharged during the year numbered 39, of whom 26 were cured, 9 improved, and 4 were sent home in an unimproved mental condition. In addition to the discharges, 43 of the quiet and incurable cases were transferred to the Hamilton Asylum on the opening of that establishment, and one man, who was arraigned before the courts for the murder of his wife, and subsequently was placed in the Asylum for the observation of the Medical Superintendent, was transferred, for a similar purpose, to the Toronto Asylum. On the 25th September, 44 Idiots that had been lodged in the Branch were transferred to the Orillia Asylum. The discharges and the transfers from the Asylum, it is thus shown, numbered 124 for the year.

The deaths for the same period were 37, as compared with 53 for the preceding year, and one patient eloped, and has not yet been recaptured.

A more detailed record of the movements of patients, together with the usual statistical information in respect to them, will be found in the Report of the Medical Superintendent, and the tables attached thereto.

Four statutory inspections were made of this Asylum during the year, besides other visits on business connected with the institution. At my inspection on the 13th and 14th April, there were 626 patients in residence in the main Asylum and the various houses in the grounds, as follows:—

	Men.	Women.	Total.
In the main building	262	267	529
In the cottage for chronics	30	30	60
In the Idiot Branch.....	22	15	37
	314	312	626

In addition to this number of patients, the names of nine still remained on the Asylum register, although then absent on probationary leave, the most of whom were subsequently reported to be cured, and were formally discharged. This number of patients exhausts every bed in the Asylum, and overcrowds some of the associated dormitories and corridors. In fact, if strict compliance was yielded to cubic space regulations, the population of the Asylum should not exceed 600. Considering, however, the great pressure for Asylum accommodation, and the never-ceasing importunities of the friends of the insane to obtain awards, the evils of overcrowding can hardly be avoided; and having regard to the fact that eighty per cent. of the residents are incurable subjects, it is not likely that the mental condition of the patients will be injured by temporary overcrowding to a slight extent. The same, however, cannot be said of the general health of the Asylum. The defective ventilation of the wards, particularly in winter when the displacement of foul air cannot be obtained without great loss of heat, is undoubtedly very much aggravated by overcrowding. An effective means of ventilation will have to be devised and introduced as soon as possible, and when the proposed additions are made to the Asylum, advantage will have to be taken to reduce its population to the proper cubic space standard.

Excepting where repairs were in progress, the condition of the Asylum in respect to order and cleanliness was all that could be desired. The dormitories were admirably kept, the bedding was very neat and tidy looking, and every department of the Asylum was as it should be.

A good deal of excitement and noise prevailed in the refractory wards, particularly on the female side of the house; and, what is a rare thing in this Asylum, a few patients had on the hand muffs, and a considerable number, owing to destructive and offensive habits, were clothed in canvas dresses. This state of things was caused by the unusually large number of acute cases that had recently been admitted to the Asylum, and the overcrowding of the refractory wards. In the other corridors the patients were quiet and orderly. With a few exceptions, the patients were all very decently clothed, and their appearance denoted that their personal cleanliness and other comforts received proper attention.

I was present in the dining-room when the dinner was served. It consisted of boiled beef, stew and fish, with potatoes and carrots, and a dessert of boiled rice. The food was good and sufficient, and the meal was well and decently served. The decorum of the patients during the meal was remarkable, and at all times is one of the many commendable features of this Asylum.

The percentage of patients engaged in outdoor and domestic work is perhaps as high as any Asylum on the continent.

For the past three years, the supply of gas has been most unsatisfactory, and, on many occasions, could not be depended upon at all. It would appear that old gas pipes had been laid from the main road to the Asylum, which leaked so much as to injure the trees in the avenue along which the pipes are laid, in addition to which the dimensions of the pipes had been much reduced as they approached the Asylum. The Company, having been notified of their breach of contract, offered to lay down new pipes of a larger calibre, provided the Asylum authorities did the digging. The Medical Superintendent was authorized to accept this offer upon the distinct understanding that in the event of a second failure, it would in no way relieve the Company from the proper fulfilment of their contract.

As the *débris* of the buildings, at the time of erection, had never been removed from the basement, a bad effluvium had arisen from this cause, to remedy which, the Medical Superintendent was authorized to engage labourers to assist such patients as could be trusted to go under the building to remove the rubbish. Apart from the foul air generated from the decaying matter, the presence of such a mass of flammable material endangered the safety of the Asylum and the patients.

On visiting the Asylum, on the 1st and 2nd June, its population, which had been temporarily reduced by the transfer of 45 quiet incurable patients to the Hamilton Asylum, was as follows :

In the Main Building.....	493
In the Cottages.....	60
In the Idiot Branch.....	37

590

The Asylum, on this occasion, was found in its usual excellent state of cleanliness, with the utmost neatness and good order everywhere apparent. In order that the work of repairing the floors and ceilings might be pushed forward with greater vigour, the Superintendent was authorized to add another carpenter to the staff.

On the 6th and 7th September, the Asylum was again inspected, when the muster-roll of the patients was checked. In the performance of this duty I saw every patient in the Asylum, and made inquiry into all cases requiring special consideration. There were then registered 613 patients, of whom 308 were men, and 305 women; but, of these numbers, 5 men and 6 women were away on probationary leave of absence; one man had eloped, but whose name still remained on the register, and one had died that morning. Deducting these absentees, the number of patients actually in the Asylum was 601, which left 33 beds vacant. The transfers to Hamilton Asylum had enabled the Medical Superintendent to admit every proper case for whom application was made during the three months preceding my visit, so that the admissions for the quarter ending 31st August had been unusually large, numbering 45.

A patient was reported to have died of softening of the brain, on the 3rd July, but who, a few days previous to the occurrence and while being bathed, had a pail of very hot water thrown over him by a patient who was assisting the attendant. From the evidence elicited at the Coroner's inquest held upon the body, it was clear that the patient was in the last stage of lung and brain disease, although his death may have been hastened by the accident. Blame undoubtedly attached to the attendant for having allowed the patient to draw hot water from the tap with his key, and the Medical Superintendent was instructed to dismiss, on the recurrence of such carelessness on the part of an attendant.

With a few exceptions, the patients at the time of this visit were very quiet and free from undue excitement; only one patient had on the hand-muffs, all the rest, both men and women, were entirely free from mechanical restraint, and not a single patient was secluded. Seven men and five women were confined to bed, but some of them had only slight ailments. The condition of the Asylum, in respect to cleanliness, was highly satisfactory, and every department of it was found in a well-kept state. The works connected with the renewals of carpentering and plastering in the Asylum were nearly completed, through which the most glaring interior defects will be remedied. The atmosphere in the vicinity of the water-closets had been much improved by the adoption of the sluice and plug principle, instead of the ordinary closet-pans. The Medical Superintendent, after an experience of six months, reports that the change has given great satisfaction.

There are other defects and deficiencies in this structure still remaining unremedied, which have been brought to notice in previous reports, but which I consider to be none the less my duty to urge again, with a view to receiving attention.

1st. The roof of the main buildings leaks to such an extent that at every rain-storm the ceilings and Asylum property are injured, and during the past winter very frequently as much as three inches of snow was taken out at one time after a storm. Although in the original contract for the erection of the Asylum, it was provided that felt was to be placed under the slating, yet not one-tenth portion of the roof's surface was covered in that manner.

not only is the slating in bad condition, but most of the turrets and ventilators are so much out of order as to allow the water to come in freely. Nothing can be done towards repairing the ceiling of the main building until the roof is made thoroughly tight. I have recommended that an examination be made of it by an experienced person, in order that an appropriation may be asked to make good the work.

2nd. The windows of the Main Asylum, the sashes of which are made of cast iron and the frames of wood, continue to give a great deal of trouble, and over one-half of them cannot be opened by the female attendants without the assistance of the carpenter. A plan of alteration has been decided upon which will effectually overcome the trouble, at a cost not exceeding \$1,000.

3rd. The introduction of some effective means of ventilation.

4th. The three main chimneys of the Asylum should be raised not less than 25 feet, in order that the draught may be increased.

5th. The frame coal sheds, which are only under-pinned, require to be propped up to keep them from falling. It is recommended that brick sheds be erected closer to the Asylum, with a tramway to the furnaces. The old sheds can be repaired and used for other purposes.

In addition to the above works there are others of less importance, but equally necessary to the structural completeness of the Asylum.

During the past year the sinking of the artesian well has been continued by the Public Works Department and, at a depth of 2,250 feet, an abundant and what would seem to be a never-failing supply has been obtained. Samples of the water have been submitted for analysis, the result of which has not yet been communicated to me.

Works are now in progress, under the superintendence of the Public Works Department, with a view to overcoming the sewerage difficulties that have had to be contended against since the opening of the Asylum. It is proposed to collect all the solid matter that passes through the sewer, into a tank, which is a section of the main sewer, which is constructed about 500 yards from the Asylum, out of which it will be taken and spread upon the land. The liquid portion of the sewage will undergo a process of filtration and then flow into the creek. Should the proposed plan prove successful, the alleged nuisance will not only be remedied but will at the same time be turned into a source of profit.

I have recommended that additional accommodation be provided at this Asylum by the erection of two additional groups of cottages for the chronic insane, and the extension of what is known as the Idiot Branch, to a capacity for 100 rooms for the refractory patients. In previous reports I have spoken most favourably of the excellent accommodation that the cottage system furnishes for the chronic insane, and another year's experience and observation confirms this opinion. If the Province must take care of her chronic insane instead of returning them when the incurable stage of mental disease develops, to be cared for by municipalities or by families; and which all experience and the dictates of humanity are opposed to, then no better and certainly no more economical kind of accommodation can be provided than cottages erected upon the grounds of main Asylums. Of course, the number and population of these cottages must be limited so as not to render the management of the establishment unwieldy and uneffective, which will not be the case with two additional cottages on the grounds of this Asylum. It is recommended that these structures shall be placed in a line with the present cottage, and that in the centre cottage provision shall be made for bathing all the patients residing in the three groups, instead of taking them to the main building for that purpose. In the same building a considerable quantity of water should be tanked to supply the cottages, as well as to make provision against fire. Each group is to have capacity for 60 inmates, the whole affording accommodation for 180 chronic insane.

The necessity for extending the Idiot Branch, in order that accommodation may be obtained for the very noisy and dirty patients, was dealt with in my last report. The peace and quietness of the main Asylum now render it imperative that this work should be proceeded with without delay. The main structure of the Asylum, owing to the limited number of single rooms, and for various other reasons, is not suited for such patients; and the occupation of the Branch, with room for only 26 of that class, requiring five or six attendants and a cook, would be a most expensive arrangement, and should be avoided if possible. I have, therefore, recommended, as the most urgent requirement of this Asylum, that the proposed extension be proceeded with next spring, and have had prepared sketch plans of the

addition. The building is of the very plainest description, of two stories, with a mansard roof. In order to assimilate the present building, it would be necessary to put a mansard roof on it also, or to give it a similar character. The extension is in the shape of a cross, one arm being in continuation of the present building; the cross corridors being wing dormitories and dining-rooms, and the rear arm being for kitchen and domestic offices. All the sleeping accommodation thus provided, to be single rooms, numbering 140 rooms altogether. The adoption of this plan would enable the Medical Superintendent to remove all violent and dangerous patients, as well as the very dirty ones, from the main structure to a situation where they would be isolated, and where the structural arrangements and administrative details would be framed for their special requirements.

Some additions to and renewals of the furniture and furnishing of the Asylum would require to be made this ensuing year, and as no appropriation has been voted for internal decoration since the main structure was first occupied, it is recommended that a sum be asked for that purpose. Cheerfulness and contentment on the part of the patients cannot be expected in a poorly furnished Asylum with bare walls, and, unless these conditions of mind are promoted in every possible way, Asylum treatment will often fail in its object.

The farm and garden operations of the year, as will be seen from the statement attached to the Medical Superintendent's Report, have been very satisfactory, notwithstanding the drawbacks of the season. The total value of the produce, calculated at current market rates, amounted to \$12,087 08, and the cost of carrying on the farming and gardening operations, including interest on capital, was \$6,208 86, showing a net profit of \$5,878 22 for the year. This, it must be admitted, is a very satisfactory exhibit, and if the sewage utilization works now being constructed by the Public Works Department, prove successful, and an economical method for putting the sewage upon the land can be devised and carried out, still greater results may be looked for. The farm is now in a high state of cultivation, and the garden is perhaps the best in the Province. The ornamental portions of the land are worthy of as much admiration as is bestowed upon them, and are increasing in beauty every year.

The industrial employment of the patients continues to receive great attention from Dr. Landor. During the year, 81 male patients were kept employed on the farm and grounds; 21 were engaged in mechanical employments; and 64 are kept constantly at work in the various domestic departments and the corridors. On the female side of the house, 30 are always engaged in the serving room, 27 at domestic work, and 140 in the corridors and dormitories. In the manner named, 363 patients were kept employed during the year. The physical and mental health of the patients is not only promoted by these employments, but the very low cost of maintaining patients in the Asylums of this Province as compared with those in the United States, is largely attributable to this cause. The entire cost of maintaining the Asylum for the year was \$85,854.77, and as the average number of patients in residence was 626, the cost per capita is shown to have been \$136.93 for the year. During the year payments for maintenance were received from 34 patients, in sums varying from \$2.75 to \$1.00 per week. From this source the sum of \$2,887.75 was received, and from articles sold, \$13.03, or a total revenue of \$2,900 78, which has been paid into the Treasury Department. If this amount is deducted from the gross cost of maintenance it will be shown that the net charge upon the Province for the entire maintenance of the Asylum for the year amounted to \$82,953.99. Detailed statements of the expenditure, and an estimate of the amount required to carry on the Asylum for 1877, will be found attached to the report upon Asylums.

During the year, Dr. Burgess, who formerly occupied a position on the staff of the Toronto Asylum, was appointed to the position of Second Medical Assistant. The Medical Superintendent reports most favourably on the manner in which all the officers and employes under him perform their duties, and my own observation corroborates his report.

Mr. Mathison, the Bursar, continues to discharge his duties as financial agent of the Government, to my entire satisfaction.

KINGSTON (ROCKWOOD) ASYLUM.

RECORD OF OPERATIONS IN RESPECT TO ONTARIO PATIENTS.

The number of patients who remained in this Asylum, and were being supported the Province of Ontario, on the 1st of October, 1875, was 362, and during the past year thirty-nine additional were admitted, making a total of 401 patients, who were under accommodation during the year ending 30th September, 1876. Of the thirty-nine patients admitted, twenty-nine were brought in from Gaols under the Lieutenant-Governor's warrant, and ten were admitted by medical certificates. One of the latter was a convict sentenced by one of the Courts of Ontario to the Kingston Penitentiary, who, while undergoing sentence became insane, and was transferred to this Asylum. The sentence of this insane convict having expired, he now becomes a charge upon the Province instead of the Dominion.

The discharges and transfers of the year numbering forty-nine, were as follows:—discharged cured, fourteen; improved, five; unimproved, two; and transferred to Hamilton Asylum, twenty-eight. The last-named class were selected as being, beyond all doubt, curable, and who were quiet and easily managed. The removal of these patients to Hamilton, and the vacancies thereby caused, enabled me to transfer the lunatics that were in the Common Gaols east of Kingston to this Asylum. For the same reason the population of the Asylum was temporarily reduced at the close of the year to 337, but at the time of writing this report, the vacancies are all filled up. In addition to the 337 Ontario patients in residence, on the 30th of September, there were also 29 convict lunatics, whose sentence in the Penitentiary had not then expired, or who belonged to, and were supported by, the Province of Quebec, making a total of 366 patients in the Asylum on that day. Fourteen patients died during the year, viz.: 8 men and 6 women.

I visited the Asylum on the 27th of September, for the purpose of checking the muster roll, so far as it related to Ontario patients. There were then in residence, 347 patients of the same class—177 men and 170 women—but on the day of my visit 4 men and 8 women were transferred to Hamilton, which reduced the number to 335.

In checking the roll I necessarily saw every patient that was being supported by the Province. They were generally tidy in their appearance, and, with a few exceptions; chiefly confined to the violent and refractory, they were very decently and comfortably clad. There were some very troublesome cases in the women's side of the house, and in one of the wards there was a great deal of noise and excitement. On the male side, quietness and order generally prevailed. The number of cases of restraint among the women was unusually large; six on the hand muffs, 7 were tied to fixed benches, some of whom had on the muffs as well, one was secluded in a single room. Two men also were hand-muffed. As nearly all the patients in this Asylum had been received from Gaols, or from the Penitentiary, as convict lunatics, it is reasonable to expect that there will be a larger number of refractory patients than in Asylums where the largest population are admitted from private families, under the ordinary process of medical certificates. But it is very clear that the association of convict lunatics with the ordinary insane is very detrimental to the peace and quietness and good discipline of the Asylum.

In this connection I consider it to be my duty to again bring under the notice of the Government the urgent necessity that exists for terminating an arrangement through which the indiscriminate association of these classes of insane persons is permitted. The evil effects of this association are most marked, and cannot but have a most injurious result upon the operations of the Asylum as a curative institution. The custodial restraint of the 29 criminals affects the entire community, restricts the liberty of those committed in the ordinary Asylum, and creates a suspicion in their minds that they also are detained as criminals. Under such circumstances it will be readily seen that the means used to restore that class to a state of sanity must, very often, prove abortive, and, as a natural sequence, the number of persons who become insane is abnormally increased. And while the patients themselves are both mentally and morally injured by this association, for the fact that they are confined in a criminal Asylum cannot be successfully hidden from them, the feelings of their relatives and friends are grievously wounded in having to submit to such a state of things. The continuance of the

existing arrangement is, therefore, not only disastrous to the ordinary insane and unfair to their friends, but it is unjust to the Medical Superintendent. For, in addition to discharging the sufficiently arduous duties of his office in respect to the care and treatment of 350 ordinary insane, the responsibilities of his position are seriously increased and disadvantageously affected by having to act in the capacity of gaoler over the criminal portion of the population under his charge. I would, therefore, again respectfully urge upon the Government the acquirement of this Asylum, to be used exclusively for the confinement and treatment of the ordinary insane in the eastern section of the Province. And in the event of the negotiations for the accomplishment of this object being unduly protracted, I would recommend that the Dominion Government be requested to provide accommodation for the criminal lunatics away from the building and grounds of this Asylum. In view of the fact that the Province supports 95 per cent. of the entire population, it appears to me that the request would not be an unreasonable one.

The opinion of the Medical Superintendent as to the mental condition of the inmates under his charge is, that, out of the entire population, 39 are susceptible of being restored to a sound mind, and the probable result of treatment in the cases of 75 is doubtful (in a majority of the cases extremely doubtful), while 222 are hopelessly incurable.

The corridors, bed-rooms and other portions of the Asylum were scrupulously clean, and in most admirable order, and the beds and bedding were comfortable and tidily kept.

The atmosphere of the Asylum was generally good, but at some points there was evidence of defective ventilation.

The cost of maintenance is fixed, under an arrangement with the Dominion Government, at the rate of \$143 per annum.

During the year the maintenance of 13 patients was found in part, from whom the sum of \$1,025 95 was received and transmitted to the Treasury Department.

Owing to the anomalous position in which I am placed in respect to this Asylum, I find it very difficult to supervise the collection of maintenance indebtedness, in consequence of which the revenue from this source is proportionately less than in any other Asylum in the Province.

HAMILTON ASYLUM.

ORGANIZATION OF THE ASYLUM, AND RECORD OF OPERATIONS AND INSPECTION MINUTES.

The very pressing demand for Asylum accommodation, particularly for the insane confined in the Common Gaols, and the more urgent cases in private houses, led me in my last Annual Report, to recommend that the buildings designed for an Hospital for Inebriates, and which were then in course of construction at Hamilton, should be diverted from their original purpose, and utilized for the immediate wants of the insane. The recommendation received the approval of Government, and an Act was passed at the last session of the Legislature, authorizing the Lieutenant-Governor in Council to use the building for that purpose, and to that end, constituting it a public Asylum, for the custody and treatment of insane persons.

As the structure was only intended for the treatment of inebriates, it has neither the strength nor general solidity requisite for the lodgement of acute and violent cases of insanity. For this reason I recommended that it should only be used for quiet chronic cases, selected from the populations of the other Asylums of the Province, leaving the beds thus vacated for acute cases. This course not only rendered the transfer of the insane confined in the Gaols, easier and less costly, as they were removed to the nearest Asylum, but it obviated the necessity for altering and strengthening the Hamilton building, and thus rendered it available for occupation at a much earlier period than it otherwise would.

Tenders were solicited by public advertisement for the supply of the staple articles of furniture and furnishings, to be manufactured according to samples exhibited at the time, and the lowest offer was accepted, and awarded to the Oshawa Cabinet Company. The blankets were purchased at public auction from the Cornwall Manufacturing Company, and the remainder of the furnishings were obtained from the local dealers at the lowest wholesale

rates. The total amount expended in furnishing the Asylum was \$17,522.32, but included in this, is the sum of \$2,950 paid for structural fixtures, which properly should have been provided for out of the construction appropriation. As the furnishing is not yet complete, an appropriation will have to be asked to make good the sum thus diverted from its original purpose.

The Asylum was opened for the reception of patients on the 17th March, 1876, a short time previous to which date, Dr. R. M. Bucke was appointed to the position of Medical Superintendent, and Dr. Coverton, formerly Clinical Assistant at the Toronto Asylum, was appointed Assistant Superintendent. The position of Bursar was conferred on Mr. Bidwell Way.

In selecting patients for this Asylum, the following instructions were given to transferring Medical Superintendents.

1st. Only such patients were to be selected who were beyond doubt incurable, and who were at the same time quiet and well conducted.

2nd. No patients were to be selected who were possessed of homicidal or suicidal tendencies, or were even subject to recurrent mania of a violent type.

3rd. Patients of the class referred to, whose friends resided in the vicinity of Hamilton, were first to be taken.

In conformity with these instructions, the following transfers were effected at the dates named, viz :

		Men.	Women.	Total.
March 17th	Toronto Asylum.....	10	20	30
" 23rd	"	16	15	31
April 8th	"	20	20	40
May 3rd	"	10	25	35
June 1st	London Asylum... ..	13	32	45
" 30th	"	—	1	1
July 13th	Kingston Asylum	12	4	16
Sept. 29th	"	4	8	12
		85	125	210

In addition to these 210 patients transferred from the Toronto, London, and Kingston Asylums, one man was received from a private house in the City of Hamilton, but who had formerly been a resident of the Toronto Asylum, making a total of 211 patients who had been admitted since the opening, on the 17th March, up to the 30th September.

Of the 211 patients received, 60 had formerly been transferred from Gaols, and 151 had been admitted under medical certificates.

Since the opening of the Asylum, six patients have died—three from phthisis, and one from senile decay.

Two statutory inspections were made of the Asylum, besides frequent visits on special business. At my first visit, on the 22nd May, the wards and dormitories were found in good order and thoroughly clean, and the beds, except in a few instances, were very tidily made up. The air in the dormitories at the time of the inspection was sweet and wholesome. The domestic departments in the basement were well ordered, and, considering the very confined space allotted to them, they were found in a thoroughly well-kept state. A great deal of work had been done by the patients in putting in order and beautifying the airing yards, which, when completed, will be the finest attached to any Asylum in the Province. Considering the very recent period at which the Asylum was opened, and the difficulties that attend all new organizations, the order and system that generally prevailed, reflected credit upon the Medical Superintendent and his staff. I saw all the patients, four of whom were confined to bed. With these exceptions, the health of the Asylum and the condition of the patients were satisfactory. They were all very neatly and comfortably dressed, and proper attention appeared to be paid to their personal cleanliness. Except in two instances, the patients were very quiet and generally free from excitement.

The Medical Superintendent was instructed to proceed with the construction of the roads, according to plans furnished by the Public Works Department, and the purchase of stock and stable furnishings, together with carriages, &c., was authorized.

It was noticed at this visit that a good deal of the furniture supplied by the Oshawa Cabinet Co. was not standing the test provided for in the bond given by the Company, and the Medical Superintendent was instructed to closely observe the defects, and report upon them before the expiration of the time that the furniture was to be under such test.

At my visit on the 11th July, the population of the Asylum had increased from 135 at my previous inspection, to 177. No less than five deaths had taken place since the opening, in the circumstances connected with which there was nothing unusual to report.

The mental condition and habits of some of the patients that had been transferred from the London Asylum, were examined into; and as it was clear that at least three of them were unfitted for such accommodation as this Asylum afforded, they were re-transferred to London. With these three exceptions, all the patients received proved to be proper subjects.

The cutting off from the original plans of the rear projection of the building, which was intended to provide space for an associated dining-room for the patients and rooms for the domestics, as well as kitchen, laundry, etc., in the basement, necessitated the using of rooms in the centre building for these purposes; and although the allotment of space for these services, and for the lodgement of the Asylum staff and for official purposes, was reduced to the smallest compass, still the dormitory capacity for patients was thereby reduced from 240 to 200 beds. The primary object of utilizing the building has, however, been accomplished in the immediate provision that was thus made for the insane confined in the Common Gaols; and which, under any other circumstances, could not have been obtained in less than eighteen months.

It now remains to decide in respect to the future of the Institution: whether it shall remain what practically it now is—a branch of the chief Asylums,—or take its place in our system as one of the receiving and curative Asylums of the Province. Branch Asylums for the lodgement of the chronic insane exclusively, are expected to be maintained at a lesser cost than those having an equal number of patients, but in which acute cases of insanity predominate. Chronic patients, as a general thing, only require ordinary care and ordinary comforts; and the costly style of structure, and the well-trained and expensive staff of officials that are required for a curative institution, are not necessary in a lodging-house for incurables.

There are, however, many objections to the establishment of a separate Asylum to be exclusively used for the case of the chronic insane: chief among which is the necessary determination at the time of transfer to such an Asylum, that the insanity of the patient has developed into incurability. This, it must be admitted, is frequently attended with considerable uncertainty, in which case the patient should always get the benefit of the doubt.

Then again, if the cost of maintaining of the chronic insane in a separate establishment is to be reduced to a minimum, the Asylum must necessarily have a large capacity—certainly not less than 500,—and to my mind there is something abhorrent in collecting under one roof such a large number of the incurable insane, in order that they may be supported at the lowest possible rate, and without giving them the comforts, recreations, and amusements that necessarily would be extended to curable and incurable alike, if lodged in the same Asylum. Beyond all doubt, the best provision that can be made for the chronic insane is cottages erected upon the grounds of the chief Asylums. In this way the number of organizations for the care of the insane is not multiplied, and the maximum of comfort can be given to that class at a minimum cost.

I have, therefore, recommended that this Asylum be made a receiving asylum, and that a district of the Province be allotted to it from which insane will be taken, both under the warrant and ordinary process.

To this end I have recommended that two additional wings for patients, and an extension in the rear be added to the present building, increasing the accommodation to 460 beds. The additional dormitory space thus obtained, to be chiefly single rooms for acute cases, and for the more troublesome class of lunatics that cannot at present be safely confined in the Asylum. The ground floor of the rear extension to be used for a kitchen, scullery, and cook's pantry, on the east, and a bakery and store-rooms on the west side. In rear of these a boiler-house and wash-house. The flats over the rear extension to be used for matron's and attendants' rooms, ironing and drying rooms, and an

amusement hall and chapel. Sketch plans embodying the foregoing suggestions have been prepared and submitted to Government. No fences have yet been constructed around the Asylum property, so that farming and gardening operations are at a stand still, and, I fear, must remain so for another year. In consequence of this, a larger appropriation for vegetables, milk, and feed and fodder, has had to be asked for than otherwise would have been necessary.

For the same reasons advanced in my report upon the Toronto Asylum, I have recommended that a dwelling-house be erected for the Medical Superintendent in close proximity to the Asylum. The erection of houses for the bursar (who also acts as store-keeper), farmer, and engineer are also absolutely necessary, as these officers should always be near their work. It has also been recommended that an appropriation be asked for to erect frame coal-sheds, cow-stables, and all the outhouses that are necessary to an Asylum. These works of construction may be summed up as follows:—

1st. Extension of the Asylum, by the addition of two wings and a rear extension.

2nd. Houses for Medical Superintendent, bursar, engineer and farmer.

3rd. Fences around the farm, and division fences for fields and garden.

4th. Brick coal sheds, cow stables, piggery, hennery, and other out-houses.

The cost of maintaining the Asylum from the time of its opening up to the close of the official year—a period of 198 days—amounted to \$20,948 56. It would be unfair to the Asylum at this stage of its existence to institute a comparison of the cost of the various services with that of the old-established Asylums, particularly as there are abnormal expenditures to the extent of about \$3,000 included in the accounts, which will not require to be repeated. It is very clear, however, that so long as the capacity of the Asylum is confined to 200 patients, it will be a very expensive one, as the same staff, with a few additional attendants and servants, is all that would be required for an institution double its size.

ASYLUM FOR IDIOTS, ORILLIA.

ORGANIZATION OF THE ASYLUM.

The buildings that have now been re-constructed and fitted up for the purposes of an Idiot Asylum at Orillia, had previously been occupied as a branch of the Toronto Asylum for a period of ten years; but on the opening of the London Asylum, in the fall of 1870, they were abandoned by the transfer of the patients to the last-named place. A question affecting the ownership of the property subsequently arose between the Governments of the Dominion and the Province, which, in 1873, was settled in favour of Ontario, when the buildings were again taken possession of. In consequence of the accumulation of idiotic persons in the Gaols, who were reported as dangerous to be at large, and the large number of the same class for whom custodial lodgement had been asked for from private families, I considered it my duty to bring the matter under the consideration of the Government, recommending that the Orillia buildings be placed in order, and utilized for the purposes of an Asylum for Idiots. This recommendation met with the approval of Government, and at the last Session of the Legislature the sum of \$20,000 was voted for the purpose of adding to and re-constructing the building, and \$9,000 for providing the requisite furniture and furnishings.

With a view to the adaptation of the building for the purposes assigned, certain structural changes became necessary, which were reported upon and recommended as follows:—The dormitory accommodation of the building, as originally arranged, was all of an associated character, and was only suited for the quieter class of patients. To provide for the more violent cases, a percentage of single rooms had to be obtained, which necessarily reduced the capacity of the Asylum to a small extent. It was recommended that the west side of the main building and the upper flat of the north extension be fitted up for males, giving space for eighty-five beds, and that the east end of the main building, with the rear extension, be used for females, affording accommodation for sixty-five, being a total capacity of 150 beds, twenty-six of which would be in single rooms.

Having regard to the destructive propensities of idiots, it was recommended that all the partitions and walls of the building should be ceiled at least six feet from the floor, with tongued and grooved sheeting. Two dining rooms on the male side and two on the female, on the ground and first flats respectively, were required, each communicating with the kitchen by dumb waiters, and with hot and cold water laid on in all of them. It was recommended that the Asylum should be heated with steam, radiators being used instead of steam coils, and that all exposed steam pipes and radiators be covered with wire guards. In order to obtain as pure an atmosphere as possible, it was recommended that the water closets and bathing rooms be built in extension from the main building, and that a system of ventilation to each chimney shaft from dormitories and sitting-rooms be introduced. There being no gas supply in the Town of Orillia, I recommend that gas works should be constructed to manufacture what would be required to light the buildings, as the use of coal oil would be dangerous in such an institution.

These and other works were proceeded with in the early part of the year; but owing to their nature and extent they were not completed until the middle of September.

Recommendations for various other additions and alterations have been made, which have not yet been acted upon.

Tenders for the staple articles of furniture, such as bedsteads, mattresses, pillows, bureaux, chairs, tables, &c., were solicited by public advertisement, and the lowest tender was accepted and awarded to Messrs. Prierly & Graham, of Hamilton, subject to the usual wear and tear and heat test of two years. Other articles of furniture and furnishings were purchased at manufacturer's lowest rates.

Dr. J. McLaren Wallace was appointed Medical Superintendent of the Asylums on the 1st August, and prior to entering upon the discharge of his duties he visited several Institutions of a similar kind in the United States, in order that he might become informed of their system of management and working. Mr. Bernard Mullen was appointed Bursar and Store-keeper at the same time.

The building was ready for patients on the 25th September, when the idiots confined in the Branch of the London Asylum, numbering thirty-five, were at once transferred to it, and immediately following, all that were in custody in the Common Gaols, together with the most urgent cases that had been reported from private houses. At the date of writing this report, there are one hundred and three inmates in the Asylum, which only leaves forty vacancies.

In addition to the inmates in residence, admission has been awarded to 17 idiots, who had not then been brought forward, but when admitted would increase the population to 120, leaving only 20 vacant beds in the Asylum.

Of this number of inmates, no less than 26 are under the age of fifteen, a large proportion of whom are susceptible of training and instruction. It is for this class of idiotic persons that better and more suitable provision should be made.³

In connection with this subject, I made the following remarks in my Fifth Annual Report, the truth and force of which have been confirmed by the observation and experience of subsequent years:

"The class of idiots for whom it is most desirable that something should be done in this Province, are the youths between the ages of 5 and 14. These idiotic and imbecile children, of whom there cannot be less than from 200 to 300 in Ontario, are now growing up without any training or instruction, and are constantly contracting vicious habits, and in many cases dangerous propensities. In every family where they are, their care is attended with the greatest anxiety, but among the poorer classes it is to be feared they are often utterly neglected. So long as this state of things is allowed to exist, Asylums for adult idiots must continue to be enlarged, and their number increased in order to provide quarters for this unfortunate class. Under these circumstances it becomes a question for the serious consideration of the Government and the Legislature, if a well devised effort should not be made to reduce the number of adult idiots who require to be supported by the public and confined in asylums, owing to dangerous habits or indecent behaviour. This can only be accomplished by the establishment of a training school for idiotic and imbecile children. The reports received from such institutions now in operation in Great Britain, and other countries in Europe, as well as in the United States, are most satisfactory. A large number of the children trained and instructed in them are fitted to be placed in families, where they become useful and earn

their own living, instead of becoming, as they otherwise would, vicious and degraded, and a constant charge upon the public.

“When we consider that every adult idiot placed in an Asylum at the age of 22 (which is the average age of the present residents), will have to be supported for twenty or thirty years in an Asylum, at a cost of \$140 a year, even public economy suggests the adoption of the only remedy that can be provided—viz., the establishment of a training school. At the present time, about a fourth of the inmates of the Asylum are of a teachable age; but if they remain much longer in the same wards with grown up idiots, bad habits will be formed, and instruction rendered impossible.

“The training school should be wholly for educational purposes, and as soon as an idiot is found to be incapable of receiving instruction or benefit, he should be removed to the Asylum.

“Fully believing that the proposed establishment will supply a want that is felt by many a family in the Province to an extent that is but little realized, and that through its means, the necessity for adding to Asylums for adult idiots will be much decreased, I have presumed to bring the matter under the notice of the Government and the Legislature.”

To accomplish the objects aimed at in the foregoing recommendation, a Bill was introduced to the Legislature, in the session of 1870-71, but which was subsequently withdrawn. Now, however, that the Orillia Asylum is again re-established, its organization and staff could, in great measure, be able to conduct the affairs both of the Asylum and the Training School, and all that is wanted is a building in close proximity to, but entirely isolated from, the Asylum, I would again most respectfully urge the establishment of this school, leaving the present building for the custody of such adult idiots as are dangerous or unfit to be at large.

This will necessitate the acquirement of more land, as at the present time there are only nine acres attached to the Asylum.

In order to obtain as much space as possible for patients, it was found necessary to lease a house in the town for the Medical Superintendent. It is most desirable that a house should be erected for him at once, in order that he may constantly exercise supervision over the affairs of the Asylum.

As the Asylum was only opened a few days before the official year, no maintenance accounts have been incurred.

ASYLUM FOR THE INSANE, TORONTO.

STATEMENT of the Expenditure for the year ending 30th September, 1876.

	\$	cts.	\$	cts.
<i>Medical Department :</i>				
Medicines	264	52		
Medical comforts and appliances.....	30	72		
Beer, spirits and wine	1,463	41		
			1,758	65
<i>Household Expenses (Food) :</i>				
Butchers' meat.....	10,909	34		
Fowls.....	457	40		
Fish, game, &c	523	38		
			11,890	12
Flour, bread and bisenits	7,109	72		
			7,109	72
Butter.....	4,380	97		
			4,380	97
<i>Carried forward</i>			25,139	46

	\$	cts.	\$	cts.
<i>Brought forward</i>			25,139	46
<i>General Groceries :</i>				
Barley, rice, peas and meal	797	86		
Tea	2,246	34		
Coffee	504	92		
Cheese	46	32		
Eggs	206	81		
Fruit (dried)	376	53		
Tobacco and pipes	209	20		
Salt, pepper, mustard, vinegar and pickles	163	54		
Syrup and sugar	2,580	53		
Unenumerated	46	77		
	—	—	7,178	82
Fruit and vegetables	56	85		
	—	—	56	85
<i>Bedding and Clothing :</i>				
Bedding	1,658	60		
Clothing	3,774	02		
Shoes	783	06		
	—	—	6,215	68
<i>Fuel :</i>				
Coal	4,450	24		
Wood	3,953	65		
	—	—	8,403	89
<i>Light :</i>				
Gas, \$2,363 95; Oil, \$137 32; Matches, \$10 00	2,511	27		
	—	—	2,511	27
			\$49,505	97
<i>Laundry, Soap and Cleaning :</i>				
Brushes, Brooms and Mops	371	00		
Bathbricks, blacklead and blacking	9	90		
Soap	371	92		
Laundry	665	35		
	—	—	1,418	17
<i>Printing, Postages, Stationery, &c :</i>				
Advertising and printing	687	36		
Postages, telegraphs and express	161	32		
Stationery and library	456	39		
	—	—	1,305	07
<i>Furniture and Furnishing :</i>				
Furniture, renewal and repairs	949	35		
Iron and tinware, &c.	608	77		
Crockery and glassware	234	08		
	—	—	1,792	20
<i>Farm :</i>				
Feed and fodder	174	33		
Farm labour, stock and implements, including repairs	861	91		
	—	—	1,036	24
<i>Repairs :</i>				
Repairs, ordinary, to buildings, &c.	2,564	20		
Hardware, &c.	361	04		
Paint and oils	243	27		
	—	—	3,168	51
			58,226	16
<i>Carried forward</i>				

	\$	cts.	\$	cts.
<i>Miscellaneous :</i>				
<i>Brought forward</i>			58,226	16
Law expenses	34	68		
Ice	110	00		
Officers' travelling expenses	592	93		
Elopers, recovering	7	85		
Freight and duties	94	07		
Amusements	291	49		
Religious instruction	81	00		
Interments	310	00		
Removal of patients	5	95		
Repairs, ordinary	26	86		
Incidentals	254	50		
			1,809	33
<i>Salaries and Wages :</i>				
Salaries and wages			22,346	75
			\$82,382	24

ASYLUM FOR THE INSANE, LONDON.

STATEMENT of Expenditure for the year ending 30th September, 1876.

Medical Department :

Medicines	338	55		
Medical comforts and appliances	125	70		
Beer, spirits and wine	2,142	84½		
			2,607	09½

Household Expenses (Food) :

Butcher's meat	11,722	53		
Fowls	236	60		
Fish, game, &c.	492	22		
			12,451	35
Flour, bread and biscuits			6,099	70
Butter			3,708	04

General Groceries, viz. :—

Barley, rice, peas and meal	494	82		
Tea	1,988	05		
Coffee	1,113	61		
Cheese	150	52		
Eggs	291	55		
Fruit (dried)	599	93		
Tobacco and pipes	517	08		
Salt, pepper, mustard, vinegar and pickles	232	15		
Syrup and sugar	2,841	69½		
			8,229	40½
Fruit and vegetables			472	04

Carried forward 33,567 63

	\$	cts.	\$	cts.
<i>Brought forward</i>			33,567	33
<i>Pedding and Clothing :</i>				
Bedding.....	703	80		
Straw for bedding	499	30		
Clothing.....	5,411	54		
Shoes	881	14		
			7,495	78
<i>Fuel :</i>				
Coal.....	7,789	77		
Wood	2,755	46		
			10,545	23
<i>Light :</i>				
Gas, \$2,169 15 ; oil, \$190 35 ; Candles, \$			10,00 2,369 50
<i>Laundry, Soap and Cleaning :</i>				
Brushes, brooms and mops.....	423	62		
Bathbricks, blacklead and blacking.....	25	00		
Soap.....	717	52		
Laundry.....	578	82		
			1,744	6
<i>Printing, Postages, Stationery, &c. :</i>				
Advertising and Printing.....	378	68		
Postages, telegraphs and express.....	225	47		
Stationery and library.. ..	255	64		
			859	79
<i>Furniture and Furnishing :</i>				
Furniture, renewal and repairs.....	756	38		
Iron and tinware, &c.....	535	44		
Crockery and glassware.....	378	78		
			1,670	60
<i>Farm :</i>				
Feed and fodder	579	24		
Farm labour, stock and implements, including repairs	1,297	62		
			1,876	86
<i>Repairs :</i>				
Repairs, ordinary, to building, &c.....	1,397	97		
Hardware, &c.....	432	36		
Paint, and oils.....	416	17		
			2,246	50
<i>Miscellaneous :</i>				
Law expenses.....	85	14		
Ice.....	170	90		
Officers' travelling expenses.....	336	82		
Elopers, recovering.....	70	80		
Freight and duties.....	60	86		
Amusements.....	453	21		
Religious instruction	170	40		
Interments	296	00		
Removal of patients.....	32	05		
Rent to employees.....	59	00		
			62,376	81
<i>Carried Forward</i>				81

	\$	cts.	\$	cts.
<i>Brought Forward</i>			62,376	85
Repairs, ordinary.....	158	98		
Incidentals.....	86	45		
			1,980	61
<i>aries and Wages :</i>				
Salaries and wages.....			21,497	31
			<u>885,854</u>	<u>77</u>

ASYLUM FOR THE INSANE, HAMILTON.

STATEMENT of Expenditure for the year ending 30th September, 1876.

	\$	cts.	\$	cts.
<i>ical Department :</i>				
Medicines	116	54		
Medical comforts and appliances.....	103	64		
Beer, spirits and wine.....	210	95		
			431	13
<i>usehold Expenses (Food) :</i>				
Milk.....	253	00		
Butchers' Meat.....	1,135	91		
Fowls	17	55		
Fish, game, &c.....	93	89		
			1,500	35
Flour, bread and biscuit.....	646	01		
			646	01
Butter.....	473	05		
			473	05
<i>veral Groceries :</i>				
Barley, rice, peas and meal.....	201	90		
Tea.....	442	47		
Coffee.....	56	42		
Cheese.....	79	30		
Eggs	48	42		
Fruit (dried)	187	11		
Tobacco and pipes.....	84	27		
Salt, pepper, mustard, vinegar and pickles	87	82		
Syrup and sugar.....	491	80		
Unenumerated.....	19	46		
			1,698	97
Fruit and vegetables.....	466	99		
			466	99
<i>dding and Clothing :</i>				
Bedding	114	11		
Clothing	2,481	74		
Shoes.....	186	35		
			2,782	20
<i>el :</i>				
Coal	1,407	93		
Wood.....	36	40		
			1,444	33
<i>Carried forward</i>			9,443	03

	\$	cts.	\$	cts.
<i>Brought forward</i>				
			9,443	0
<i>Light :</i>				
Gas, \$280 63 ; Oil, \$23 38 ; Matches, \$7 32.....	311	33		
				311 3
<i>Laundry, Soap and Cleaning :</i>				
Brushes, brooms and mops.....	134	51		
Bathbrick, blacklead and blacking.....	4	83		
Soap.....	138	97		
Water supply.....	250	00		
Laundry.....	264	28		
				792 5
<i>Printing, Postage, Stationery, &c. :</i>				
Advertising and printing.....	225	73		
Postage, telegraphs and express.....	65	88		
Stationery and library.....	216	67		
				508 2
<i>Furniture and Furnishing :</i>				
Furniture, renewal and repairs.....	569	44		
Iron and tinware, &c.....	197	08		
Crockery and glassware.....	79	49		
				846 0
<i>Farm :</i>				
Feed and fodder.....	429	67		
Farm labour, stock and implements, including repairs.....	540	41		
				970 0
<i>Repairs :</i>				
Repairs, ordinary, to buildings, &c.....	231	85		
Hardware, &c.....	219	01		
Paint and oil.....	86	61		
				537 4
<i>Miscellaneous :</i>				
Ice.....	58	25		
Officers' travelling expenses.....	158	05		
Elopers, recovering.....	16	55		
Freight and duties.....	14	69		
Amusements.....	106	49		
Religious instruction.....	1	40		
Interments.....	21	00		
Removal of patients.....	392	20		
Rent.....	310	94		
Incidentals.....	247	56		
				1,327
<i>Salaries and Wages :</i>				
Salaries and wages.....	6,212	64		
				6,212
				\$20,948

ESTIMATE OF ASYLUM EXPENDITURE FOR THE YEAR 1877.

Details.

1. ASYLUM FOR THE INSANE, TORONTO.

For 660 Patients.

	Asked for 1877.	Voted for 1876.
Medicine and medical comforts.....	350 00	350 00
Fuel	11,500 00	12,000 00
Butchers' meat	12,500 00	12,000 00
Flour	8,000 00	8,000 00
Butter	4,500 00	4,750 00
Beer, wine and spirits	1,850 00	1,850 00
Gas and oil	2,300 00	2,300 00
Groceries	8,000 00	7,750 00
Fruit and vegetables.....	750 00	750 00
Bedding, clothing and shoes.....	6,000 00	6,000 00
Furniture and furnishings	1,500 00	1,000 00
Laundry and soap.....	1,500 00	1,200 00
Warm	1,500 00	2,000 00
Miscellaneous.....	1,500 00	1,800 00
Repairs and alterations.....	2,000 00	2,000 00
Printing, postage, stationery.....	750 00	
	64,500 00	63,750 00

Salaries and Wages.

	No. of officers and employees.		
Medical Superintendent	1	2,000 00	2,000 00
Assistant do	1	1,000 00	1,000 00
Nursical Assistants	2	600 00	700 00
Wardmaster	1	1,400 00	1,400 00
Storekeeper	1	600 00	400 00
Ward	1	700 00	600 00
Porter	1	400 00	400 00
Assistant Matron	1	192 00	192 00
Engineer	1	740 00	740 00
Assistant Engineer.....	1	432 00	432 00
Cooks.....	2	504 00	480 00
Painters	2	1,050 00	1,050 00
Wagoner.....	1	216 00	216 00
Assistant Gardener	1	216 00	216 00
Porter or Messenger	1	240 00	240 00
Porter	2	350 00	350 00
Porter	1	400 00	490 00
Porter and assistant.....	2	480 00	456 00
Night Watchers.....	3	720 00	720 00
Chief attendants	7	1,848 00	792 00
Ordinary Male Attendants.....	17	3,552 00	4,464 00

Females.

Chief Attendants.....	6	672 00	
Ordinary Female Attendants	17	1,656 00	1,968 00
Mat Attendants	3	360 00	360 00

<i>Carried forward.....</i>	76	84,828 00	83,326 00
-----------------------------	----	-----------	-----------

		\$ cts.	\$ cts.
<i>Brought forward</i>	76	84,828 00	83,326 00
Cooks	9	948 00	732 00
Laundresses.....	7	696 00	612 00
Housemaids.....	5	468 00	468 00
Seamstress	1	108 00	108 00
Extra assistance	200 00
	<u>97</u>	<u>87,048 00</u>	<u>85,446 00</u>

2. ASYLUM FOR THE INSANE, LONDON.

For 650 Patients.

Medicine and Medical Comforts	350 00	350 00
Fuel	11,500 00	11,500 00
Butchers' meat.....	12,500 00	12,500 00
Flour	6,500 00	7,000 00
Butter	4,000 00	4,250 00
Beer, wine and spirits	1,850 00	1,850 00
Gas and oil	2,300 00	2,300 00
Groceries	7,500 00	7,500 00
Fruit and vegetables ..	1,000 00	1,000 00
Bedding, clothing and shoes.....	7,000 00	6,500 00
Furniture and furnishings.....	1,500 00	1,500 00
Laundry and soap	1,750 00	1,500 00
Farm, feed and fodder	2,000 00	2,000 00
Miscellaneous ..	1,500 00	1,800 00
Repairs and alterations	2,000 00	2,000 00
Printing, postage and stationery	750 00	..
	<u>64,000 00</u>	<u>63,550 00</u>

Salaries and Wages.

	No. of officers and employees.		
Medical Superintendent	1	2,000 00	2,000 00
Assistant do	1	1,000 00	1,000 00
Second Assistant.....	1	600 00	400 00
Bursar	1	1,200 00	1,200 00
Steward.....	1	600 00	600 00
Matron	1	400 00	400 00
Engineer	1	740 00	740 00
Bricklayer and Plasterer.....	1	550 00	..
Stokers.....	4	1,104 00	960 00
Carpenters	2	1,050 00	1,000 00
Gardener	1	400 00	400 00
Assistant Gardener	1	240 00	240 00
Butcher and Jobber	1	216 00	192 00
Porter or Messenger	1	192 00	192 00
Baker	1	360 00	360 00
Assistant Baker.....	1	192 00	..
Tailor	1	264 00	264 00
Farmer	1	400 00	400 00
Ploughmen	2	672 00	672 00
<i>Carried forward</i>	24	<u>76,180 00</u>	<u>74,570 00</u>

		\$	cts.	\$	cts.
<i>Brought forward</i>	24	76,180	00	74,570	00
Night Watchers.....	2	480	00	480	00
Chief Attendants.....	5	1,356	00	1,356	00
Ordinary Male Attendants.....	17	3,576	00	3,384	00
Cowman.....	1	216	00	216	00

Females.

Chief Attendants.....	3	540	00	540	00
Ordinary Female Attendants ..	18	2,160	00	2,040	00
Night Attendants.....	2	240	00	240	00
Cooks.....	4	540	00	828	00
Laundresses.....	4	456	00	456	00
Housemaids.....	7	696	00	504	00
Dairymaid.....	1	120	00	96	00
Seamstress.....	2	240	00	120	00
Extra assistance				200	00
	89	\$86,800	00	\$85,030	00

3. ASYLUM FOR THE INSANE, ROCKWOOD, KINGSTON.

Maintenance of Ontario Patients at Rockwood Asylum, for food, clothing, medical attendance, &c., &c., for 365 patients, at \$143 per annum each.....	52,195	00	52,195	00
--	--------	----	--------	----

4. ASYLUM FOR INSANE, HAMILTON.

For 210 Patients.

		\$	cts.	\$	cts.
Medicine and medical comforts.....		100	00	200	00
Fuel.....		3,000	00	3,600	00
Butchers' meat.....		4,000	00	4,500	00
Flour.....		1,600	00	2,500	00
Butter.....		1,500	00	1,500	00
Beer, wine and spirits.....		500	00	600	00
Gas and oil.....		1,000	00	800	00
Groceries.....		4,000	00	3,000	00
Fruit and vegetables.....		1,200	00	850	00
Bedding, clothing and shoes.....		2,200	00	2,000	00
Furniture and furnishings.....		500	00	750	00
Laundry and soap.....		750	00	600	00
Farm, feed and fodder.....		750	00	600	00
Miscellaneous.....		1,200	00	500	00
Repairs and alterations.....		500	00	500	00
Printing, postage and stationery.....		350	00		
Water supply.....		500	00	500	00
		\$23,450	00	\$22,400	00

Salaries and Wages.

	No. of officers and employees.				
Medical Superintendent.....	1	1,600	00	1,600	00
Assistant Do.	1	700	00	600	00
Bursar.....	1	800	00	800	00
<i>Carried forward</i>	3	26,550	00	25,400	00

		\$	cts.	\$	cts.
<i>Brought forward</i>	3	26,550	00	23,400	00
Matron.....	1	300	00	300	00
Engineer.....	1	600	00	600	00
Assistant Engineer	1	240	00	360	00
Carpenter.....	1	500	00	500	00
Gardener and Farmer.....	1	400	00	400	00
Night Watcher.....	1	240	00	240	00
Chief Attendant.....	1	300	00	300	00
Ordinary Male Attendants.....	5	1,200	00	960	00
Extra Assistance.....	1	240	00	300	00
Messenger and Porter.....	1	200	00	200	00
<i>Females.</i>					
Chief Attendant.....	1	200	00	200	00
Ordinary Female Attendants.....	8	960	00	1,080	00
Night Attendant.....	1	120	00	120	00
Cooks.....	2	264	00	264	00
Laundresses.....	3	384	00	372	00
Housemaids	4	432	00	432	00
Seamstress and Tailoress.....	1	144	00		
	37	\$33,274	00	\$32,028	00

5. ASYLUM FOR IDIOTS, ORILLIA.

(For 150 Patients)

	To be Voted for 1877.	Voted in 1876.
	\$ cts.	\$ cts.
Medicine and medical comforts.....	200 00	200 00
Fuel.....	2,000 00	2,000 00
Butchers' meat.....	2,500 00	2,500 00
Flour.....	1,500 00	1,500 00
Butter.....	1,200 00	1,000 00
Gas and oil.....	500 00	250 00
Groceries.....	2,000 00	1,750 00
Fruit and vegetables.....	600 00	500 00
Bedding, clothing and shoes.....	1,500 00	1,500 00
Furniture and furnishings.....	400 00	400 00
Laundry and soap.....	400 00	300 00
Farm, feed and fodder.....	400 00	400 00
Miscellaneous.....	600 00	400 00
Repairs and alterations.....	400 00	400 00
Milk.....	600 00	300 00
	\$14,800 00	\$13,400 00

Salaries and Wages.

	No. of officers and employees.		
Medical Superintendent.....	1	1,600	00
Bursar.....	1	800	00
Matron.....	1	300	00
Engineer.....	1	600	00
Assistant Engineer.....	1	240	00
<i>Carried forward</i>	5	18,340	00

		\$	cts.	\$	cts.
<i>Brought forward</i>	5	18,340	00	16,940	00
Chief Attendant	1	300	00	300	00
Night Watcher	1	240	00	240	00
Ordinary Male Attendants	4	960	00	960	00
Gardener	1	300	00	300	00
Messenger and Porter	1	240	00	200	00

Females.

Chief Attendant	1	200	00	180	00
Ordinary Female Attendants	4	480	00	480	00
Night Attendant	1	120	00	120	00
Cooks	2	252	00	252	00
Laundresses	2	252	00	252	00
Housemaids	4	384	00	384	00
Seamstress	1	200	00		
Extra Assistance	250	00		
	28	\$22,518	00	\$20,908	00

ONTARIO INSTITUTION

FOR THE

Education of the Deaf and Dumb, BELLEVILLE.

The continually increasing number of admissions to the Institution for the Education of the Deaf and Dumb point to the fact of its increasing popularity, and also to the necessity for enlarging its capacity for the reception of deaf-mute pupils. Opening in October, 1870, with 70 pupils, there have been in residence during the past year no less than 256 pupils; and during its six years' existence 335 deaf mutes have in some measure reaped the advantages offered by the Institution. Of 118 pupils who have received only the partial benefit to be derived from a short stay in the Institution, at least 55 have been prematurely removed by their parents, most of them without any sufficient cause. As indicated in my last Report, I can see no reason why compulsory attendance should not be enforced in these cases, as in the cases of children who fail to attend the common schools of the Province; especially as education is, if possible, more essential in the case of deaf-mutes, than in that of hearing and speaking persons.

As, however, the number now in attendance overtakes the capacity of the present buildings, which are only calculated for 200 pupils, any such measure as I have indicated must be postponed until the buildings are so enlarged as to meet the requirements of the Province. There are in addition many structural defects and inefficient arrangements, which must be overcome before the Institution can be considered complete in all its departments. Chief among these requirements are,—

- 1st, Increased dormitory accommodation.
- 2nd, Additional class-rooms.
- 3rd, Additional sitting-room and study rooms for the male pupils.
- 4th, An isolated room for an hospital.
- 5th, Store rooms for Institution supplies.
- 6th, Improved water-closet arrangements.

In order to provide space for the additional class-room and dormitory accommodation required, it is most advisable that the rooms now occupied by the Principal and his family should be made available for school purposes. It is also most desirable for other reasons, that the Principal, in his family relations, should be separated from the Institution. In order to attain these ends, I have recommended that an appropriation be made to build a house for the Principal, to be connected with the main building by a covered way, but entirely isolated from the Institution in its domestic arrangements. This will render available for class-rooms the space in the main building now occupied by him. The change

as indicated need not in any way interfere with the supervision which the Principal must exercise over every department of the Institution, and will be the least expensive method of providing the accommodation required.

The extension of the dining-room addition to the west, in like manner as it is now extended to the east, will provide a play-room for the girls, a store-room for trunks, etc., and an hospital-room for females.

In addition, I have recommended that a brick building be erected on the site of the wood-shed, making provision on the ground floor for a store room for supplies, and a large sitting or play-room for boys. This will remove them, in bad weather, outside the main building, and prevent much noise and destruction that is now unavoidable. On the first floor there would be an hospital for boys, having a separate entrance from below, and a large dormitory. In the mansard roof of the second floor would be another dormitory, a store-room for trunks and clothes, and a tank for the water supply. In this manner will be provided space for the accommodation of 250, and possibly 270, pupils, without so crowding them as to interfere with hygienic requirements.

In making these alterations it is most necessary that there should also be taken into consideration the adoption of an improved plan for heating the buildings. Under the present system the heat is very unequally distributed, the rooms in the main building, near the boilers, being overheated before it is possible to sufficiently heat those not so near; and, as there is no separate communication between each room or flat, it is necessary to heat the whole building if any part requires to be warmed.

The boilers at present in use for heating the buildings are old, ill-constructed, and too small for the work they are called upon to perform, so that in cold weather the fires require to be forced, thereby causing waste of fuel. Owing to faulty construction and position, they cannot be properly inspected internally or externally, and they are, therefore, unsafe in their present place—the basement of the building.

Much difficulty has been experienced owing to the defective manner in which the drains were originally constructed, the rock which underlies the thin stratum of soil which lies between the Institution and the water not having been sufficiently blasted to admit of a gradual fall to the main sewer. In view of the proposed addition at the east end of the buildings, I have, therefore, to recommend that a new main sewer be constructed, to carry off the drainage from that side of the Institution, and to receive the discharge of these drains which are at too low a level to be properly emptied by the present sewer. Into the man-holes of these sewers, lateral tile drains can be led, which will drain the surface of the land in front of the buildings, the compact and cold clay of which it is composed preventing all efforts at proper planting and ornamentation.

Several visits of inspection were made during the past year. At a visit made on the 17th of April, I was accompanied by the Hon. the Provincial Secretary, upon which occasion inspection was made of every department of the Institution, as well as examination into the general management of its affairs. The result proved very satisfactory, as everything was in most excellent order. The dormitories on both sides of the house were in a most commendable state of order and cleanliness. The knotty and uneven floor of these dormitories is, however, a great drawback to their appearance, and I have to recommend that an appropriation be made for the purpose of purchasing hard-wood flooring, to be laid by the Institution carpenter and the boys who work at that trade, and which, when properly polished, may be kept clean without the constant use of water, which is at present required, and which is injurious to the health of the pupils. The bedsteads obtained from the Provincial Reformatory, which are ungainly in appearance, and in many cases so broken as scarcely to be worth mending, should be replaced by others of more suitable character. I have, therefore, recommended that an appropriation be asked for the purchase of 100 bedsteads of the Asylum pattern.

At the time of this visit there were 218 pupils in the school, of whom 137 were males and 81 females. The total number of entries during the session had been 222, one of whom had died, and two of whom had been removed by their parents. The number remaining exhausted the entire dormitory and class-room accommodation, which in fact is only calculated for 200. In order to prevent the very perceptible overcrowding, and to provide proper means for the classification of the pupils and for other reasons, I recommended that the teachers who lived in the Institution, should, with a single exception, receive an allowance in lieu of

board and lodging, and remove from the Institution. This recommendation was approved by the Government and carried out.

Of the 222 pupils who had entered during the session, 43 were supported by their parents, 14 orphans were supported by the Government, and one hundred and sixty-five were entered as free pupils upon the certificates of municipal authorities. The number of over-ages had been somewhat reduced, there being at the time of my visit only 15—males, 11; females, 4. With a view to overcoming certain defects in the management, orders were framed for the future guidance of the Principal and officers of the Institution, which were, after being approved of by an Order in Council, carried into effect as By-laws. Owing to a great pressure of work, I was unable to make a personal examination of the literary classes, but upon my recommendation, Dr. James Carlyle, mathematical master, Normal School, Toronto, was detailed by the Minister of Education to perform that duty, respecting which he reported as follows:

"I arrived at the Institution on Saturday morning, June 24th, and was very cordially received by the Principal, Dr. Palmer, who expressed much satisfaction at the prospect of having the pupils examined by one connected with the Educational Institutions of Ontario.

"During the day I was conducted through the buildings, and over the farm. I witnessed the pupils at work, at their play, and also at their meals. It afforded me much pleasure to witness their kindly deportment to each other, and to their teachers. Their general appearance indicated health, happiness, and contentment. Quietness, regularity and order pervaded the whole Institution.

"On Sunday I attended all their religious exercises. In the morning Dr. Palmer gave an explanation of the general Sunday School lesson for the day, to the whole class, and in the afternoon, Mr. Watson, the teacher in charge for that week, explained a portion of Scripture. During both of these exercises the pupils seemed to enjoy and enter into the spirit and meaning of them. In the evening the Principal had a Bible Class, when a portion of Scripture was read by the pupils, and they were examined by the Principal and myself on the meaning of it. I found that many of them had an accurate knowledge of what was read, and some of them answered difficult historical questions connected with the lesson.

"During the succeeding four days I made a careful examination of all the classes, from the lowest to the highest. Believing the object in educating deaf mutes is, to give them such a knowledge as will enable them to communicate freely their thoughts and ideas with the world around them; in a word, to give them a knowledge of the ordinary language and transactions of every-day life, I endeavoured in my examination to find out to what extent the teaching in the different classes was accomplishing this object. In doing this, the Principal and every teacher afforded me, readily and willingly, all the assistance in their power.

"In arriving at conclusions I constantly kept in mind the obstacles and difficulties in the way of imparting instruction to deaf mutes.

"I am of opinion, that now a more thorough system of classification can be adopted, than was perhaps practicable, during the early history of the Institution. A regular system of promotion from lower to higher classes, so that each teacher would have pupils of nearly the same attainments, would, I am convinced, very materially economise the work of the teachers. That this could be done, and would have a beneficial result, seemed to be the opinion of all concerned, and each one expressed a willingness to have the plan adopted, although it will remove pupils from certain classes where they have been for two, three, or four years, and to whom the teachers have become much attached.

"The examination on the whole, was more than satisfactory. It pleased me very much not having examined the pupils before, I am not prepared to indicate the progress that has been made during the last year; but I have much pleasure in stating that the advancement made by the great majority of the pupils during the time they have been under instruction, is all that could reasonably be expected. In very many cases it is equal to what is accomplished by ordinary pupils in our best schools. In the higher classes the pupils generally have a fair command of language, so that they can express their thought clearly and correctly. Their knowledge of arithmetic enables them to solve problems in ordinary transactions as far as interest. They are well acquainted with the history and geography of Canada.

"I visited the drawing class, where I found many had made considerable progress in

the art of copying pictures; and a few were trying mechanical drawing, with the object of making it useful in after life.

"I also listened to Mr. Watson drilling his class in articulation. It seems to be a difficult work, and little has been accomplished except with those who had learned to talk before they had lost the sense of hearing.

"There are in the Institution a number of pupils, who, from various causes are hopelessly dull, who seem to have accomplished scarcely anything after three or four years of patient energetic effort on the part of the teachers. What is to be done with them? If the system of promotion referred to, be adopted, they will soon all be in one class. Would it be well to allow this, and then place them under the care of a teacher specially fitted for dealing with such cases, or would it be better to allow them to spend more time in the workshop, where they would learn their trade more quickly and more perfectly? Such cases are worthy of serious consideration.

"In conclusion, I desire to say that I believe Dr. Palmer and his staff of excellent teachers are doing a good work in Belleville, and that their Institution may justly be classed among the successful Educational Institutions of Ontario."

Another visit of Inspection was made, commencing on the 28th October, after the beginning of the seventh session, now in progress. I found 215 pupils had already entered, although 22 days of the session only had elapsed. Usually the pupils are very dilatory in returning to the Institution, and although the session commences in September, it is frequently January before the whole number is assembled. This irregularity is very annoying, as it disarranges the classes, and is a positive drawback to the pupils. The change that has occurred this year is, I trust, indicative of the growing appreciation of the advantages afforded by the Institution to deaf mutes, and of the necessity for prompt and continuous attendance, in order that the places in class might be retained. It is, however, much to be regretted, that of the number who have not returned, at least 25 would have been greatly benefited by further instruction. The Principal was advised that 13 of this number would return before the commencement of the new year, but considering the large number who had entered, and the possibility of fresh applications being received, it is very doubtful if there will be room for their reception if their return is so far postponed. The Principal was requested to communicate immediately with the parents, pointing out this, and requesting to be informed of the reasons for their detention. At the date of my inspection, 27 new pupils had been admitted, and admission had been awarded to 16 more. This number will most likely be increased, and will tax the capacity of the Institution beyond its limits, rendering an extension of space imperative.

The number of over-age pupils admitted this session was only 17, of whom four are 21 years, 3 are 22 years, 1 is 23 years, 4 are 24 years, 1 is 26 years, 1 is 29, and 2 are 30 years of age. Only one of the number was admitted for the first time, this Session. A large number of this class were found to be incapable of receiving benefit in the literary department and were not readmitted in consequence. The proportion of over-age pupils is, therefore, by no means excessive, especially considering the pressure that is frequently used for their admission, not so much that they may be educated, as to obtain an Asylum for them. Of the 215 pupils in residence at the time of my visit, there were:

Admitted upon certificate of municipal authorities.....	166
“ as paying pupils.....	34
“ as orphans.....	15

215

Considering that the revenue from paying pupils is only about \$1,500 per annum, I have again to submit for consideration, whether it would not be best to declare the Institution free to all deaf-mutes, *bona fide* residents in the Province, who are of the proper age and mental capacity, under the following conditions:—

1st. That attendance shall be compulsory upon all who have entered, for such a period as may be necessary in order to complete their education.

2nd. The counties of the Province to defray travelling expenses to and from the Institution, and to provide for the proper clothing of all pupils whose parents are unable to pay for the same; payment to be made from a fund to be created by a grant per head by the counties for all deaf-mutes residing in the county being under 21 years of age.

3rd. An industrial outfit for each trades-pupil to be provided for out of the same fund.

Under such a scheme the education and training of deaf-mutes would be more in accordance with the educational system of the Province, becoming absolutely free to all. The system of requiring poor but, in many cases, too sensitive parents to apply to the municipal authorities for a certificate of indigency, is objectionable, and would thus be overcome. For such persons who preferred to pay for the board and lodging of their children, the present rate could be continued.

In accordance with suggestions made at my previous visits, steps have been taken by the Principal to secure a better classification of the pupils than has heretofore existed, and with the most satisfactory results. I conversed with the teachers, and all expressed satisfaction with the change, and gave their opinion that increased efficiency on the part of the teachers, and proficiency on the part of the pupils, might be confidently looked for.

I strongly impressed upon the Principal the desirability of utilizing the labour of such pupils as were fitted for the work, in the domestic and out door operations of the establishment. I cannot but think that nearly all the female pupils should receive instruction in cooking, and training in housework, not that I desire to subordinate the literary to the industrial in the education of the pupils; but that, in my opinion, too little attention is given to practical training in Institutions of this class.

The question of organizing a special class in articulation has received much thought and consideration on my part, but I do not think that the practical results of such an organization would be sufficient to warrant the expenditure of time and money that would be necessary for its establishment. The present system of teaching the articulation class will, therefore, be continued for the present. In view of the importance and necessity that exists for keeping informed of the progress in the branch of deaf-mute instruction, I instructed the teacher of the articulation class to visit New York, Boston, and Northampton in order that he might obtain a practical knowledge of the most advanced methods of articulation instruction, and its results.

The various departments of the Institution were visited. In the shoe shop and carpenter shop, I found a considerable number of boys employed, and that they had both turned out a good deal of work during the year. Much difficulty exists, however, in providing suitable industrial employment for boys who are too young to work at a trade.

The buildings were inspected, and found to be in good order and exceedingly well kept throughout. The dormitories were clean and neat, particularly those on the girls' side of the house.

I was present when the meals were served. The discipline and order was most excellent, and the food wholesome and sufficient. Breakfast consisted of corn bread, fried potatoes, bread, molasses, and tea; dinner, of roast mutton, beef soup, potatoes, and bread; tea, of bread and butter and tea.

The health of the inmates was good, only one boy being confined to bed from a sprain. The pupils were all clean and neatly clothed, and appeared comfortable and happy. No complaints whatever were received.

The laundry arrangements are defective. At present washing and ironing seems to be going on every day in the week. The introduction of proper laundry machinery would do away with this difficulty, and I have, therefore, to recommend that an appropriation be made for the purpose of purchasing a small engine and boiler for motive power, and the most improved laundry machinery suitable to the requirements of the Institution. At my visits, orders were given for the renewal of furnishings to the extent that the appropriation would admit of.

A detailed statement of the expenditure incurred in the maintenance of the Institution for the year, will be found at the end of this Report, showing the total cost to have been \$33,517.35.

The sum of \$1,912.00 has been received and paid into the Treasury Department, for the board of paying pupils, which, if deducted from the total cost of maintenance, would show the net cost to the Province of maintaining the Institution to have been \$31,605.35.

A statement of the estimated expenditure for 1877 is also submitted, which has been prepared with a view to carrying on the affairs of the Institution in as economical a manner as the efficient conduct of its various services will admit of.

The expenditure of the Institution for the year, and the cost of each pupil under the various headings of the estimates, are exhibited in the following statements.

	Aggregate cost.	Cost per pupil.
Medical Department	90 20	0 42
Food of all kinds	10,457 87	48 42
Bedding and clothing	356 89	1 65
Fuel	2,690 33	12 46
Light	1,251 77	5 80
Laundry, soap and cleaning	482 63	2 23
Books and apparatus	572 85	2 65
Printing, postage and stationery.....	627 10	2 90
Furniture and furnishing	388 48	1 80
Farm	565 15	2 61
Repairs and alterations	398 18	1 84
Miscellaneous	799 30	3 70
Salaries and wages	14,836 60	68 69
	<u>33,517 35</u>	<u>155 17</u>

DETAILS OF EXPENDITURE.

Medical Department :

	\$	cts.	\$	cts.
Medicines	64	68		
Medical comforts and appliances.....	25	52		
			<u>90</u>	<u>20</u>

Household Expenses (Food) :

Butchers' meat	4,513	63		
Fowls.....	108	90		
Fish	193	43		
			<u>4,815</u>	<u>96</u>
Flour, bread and biscuits.....			<u>1,406</u>	<u>04</u>
Butter			<u>1,482</u>	<u>20</u>

General Groceries, viz. :

Barley, rice, peas and meal.....	172	48		
Tea	484	49		
Coffee	51	50		
Cheese	52	57		
Eggs	47	20		
Fruit (dried).....	70	58		
Salt, pepper, mustard, vinegar and pickles	143	71		
Syrup and sugar	1,110	35		
Unenumerated	39	14		
			<u>2,172</u>	<u>02</u>
Fruit and vegetables			<u>581</u>	<u>65</u>

Bedding and Clothing :

Bedding	20	60		
Clothing for orphans	314	54		
Shoes for orphans	21	75		
			<u>356</u>	<u>89</u>

Carried forward..... 10,904 96

	\$ cts.	\$ cts.
<i>Brought forward</i>		10,904 96
<i>Fuel :</i>		
Coal	309 58	
Wood	2,380 75	
	<hr/>	2,690 33
<i>Light :</i>		
Gas	1,182 48	
Oil, candles and matches.....	69 29	
	<hr/>	1,251 77
<i>Laundry, Soap and Cleaning :</i>		
Brushes, brooms and mops	72 10	
Bathbricks, blacklead and blacking	2 35	
Soap	292 07	
Laundry	116 11	
	<hr/>	482 3
<i>Books and Apparatus :</i>		
Library	236 10	
School furniture	336 75	
	<hr/>	572 85
<i>Printing, Postage, Stationery, &c. :</i>		
Advertising and printing.....	321 60	
Postages, telegraphs and express.....	201 44	
Stationery.....	104 06	
	<hr/>	627 10
<i>Furniture and Furnishing :</i>		
Furniture, renewal and repairs	221 46	
Iron and tinware, &c.	100 32	
Crockery and glassware	66 70	
	<hr/>	388 48
<i>Farm :</i>		
Feed and fodder	100 68	
Farm labour, stock, implements, including repairs	464 47	
	<hr/>	565 15
<i>Repairs :</i>		
Repairs, ordinary, to buildings, &c.	242 69	
Hardware, &c.	87 43	
Paint and oils	68 06	
	<hr/>	398 18
<i>Miscellaneous :</i>		
Ice.....	33 00	
Officers' travelling expenses	392 04	
Freight and duties	20 73	
Amusements.....	33 05	
Workshops	6 60	
Incidentals	313 88	
	<hr/>	799 30
Salary and wages.....		14,836 60
		<hr/>
		\$33,51 35

ESTIMATE OF EXPENDITURE FOR THE YEAR 1877 OF THE INSTITUTION FOR THE DEAF AND DUMB, BELLEVILLE.

For 220 Pupils (200 in 1875).

Medicine	}	125 00	125 00
Medical comforts and appliances			
Butchers' meat, fish and fowl		5,000 00	4,000 00
Flour		2,000 00	2,500 00
Butter		1,500 00	1,500 00
General groceries		2,300 00	2,300 00
Fruit and vegetables		600 00	500 00
Bedding, clothing and shoes		400 00	500 00
Fuel		3,000 00	2,500 00
Gas, oil, &c		1,200 00	1,100 00
Laundry, soap and cleaning		500 00	500 00
Furniture and furnishing		500 00	500 00
Farm, feed and fodder		600 00	600 00
Repairs and alterations		500 00	500 00
Advertising, printing, stationery and postage		400 00	500 00
Books, apparatus and appliances		400 00	500 00
Unenumerated		750 00	750 00
		19,775 00	18,775 00

Salaries and Wages.

	No. of officers and employees.		
Principal	1	1,800 00	1,800 00
Physician	1	500 00	500 00
Bookkeeper and Steward	1	800 00	800 00
Matron	1	300 00	300 00
Teachers	12	7,250 00	6,250 00
Visitors' attendant and Telegraph operator	1	100 00	180 00
Housekeeper	1	200 00	200 00
Engineer	1	600 00	600 00
Fireman	1	240 00	228 00
Farmer	1	400 00	400 00
Farm-hand	1	228 00	192 00
Gardener	1	240 00	240 00
Baker and Cook	1	400 00	400 00
Night Watchman	1	240 00	240 00
Carpenter and Assistant	2	650 00	650 00
Shoemaker	1	500 00	500 00
Messenger	1	84 00	84 00
Cook	1	132 00	120 00
Maids	12	1,104 00	1,100 00
Gatekeeper		—	dispsd with
Extra assistance		—	200 00
Supervisor of Boys	1	90 00	—
		\$35,633 00	\$33,759 00

INSTITUTION

FOR THE

EDUCATION OF THE BLIND,

BRANTFORD.

As in the case of the Institution for the Deaf and Dumb, the past year has witnessed a large accession to the number of those who have taken advantage of the facilities afforded by the Institution for the Education of the Blind, for the instruction of their blind children. Commencing its first session in 1872, with only an attendance of eleven, there were, on the 30th September of this year, no less than 120 pupils in the Institution, with every probability of an increase of that number. The rapid progress of the School cannot be better shown than by giving the number of pupils in attendance during each session since its opening, as follows:—

	Males.	Females.	Total.
First Session	7	4	11
Second "	45	10	55
Third "	49	33	82
Fourth "	68	44	112
Fifth "	72	54	126
Sixth " (Up to 30th Sept., 1876.).....	62	58	120

During these sessions a total number of 181 have in some measure derived benefit from the course of instruction imparted in the Institution, many of whom are now established in life, earning their own livelihood by the trades and callings acquired during their residence.

The following summary shows the counties and cities from which the 120 pupils admitted this session, and the entire number that have been in attendance since the Institution was opened, were received from:—

	Admitted during this Session.	Total Admissions since opening.
Brant... ..	4	8
Bruce... ..	5	7
Carleton	2	3
Elgin	1	2
Essex	0	1
Frontenac	1	4
Grey	3	5
Haldimand	1	1
Halton	0	2
Hastings	5	8
<i>Carried forward</i>	22	41

	<i>Brought forward</i>	22	41
Iron		6	7
Ant		4	5
Ampton		0	1
Mark		1	1
Eds and Grenville.....		5	7
Innox and Addington.....		0	1
Incoln		3	5
iddlesex		4	10
orfolk		6	7
orthumberland and Durham.....		7	8
ario		2	6
ford		2	2
el		0	0
rth		2	5
terborough		4	5
escott and Russell.....		1	2
ince Edward		3	3
nfrew		1	1
nce		2	3
ormont, Dundas and Glengarry.....		6	7
ctoria		2	2
aterloo		3	5
elland		1	1
ellington		5	9
entworth.....		4	4
ork		6	10
ty of Toronto		7	9
“ Hamilton		3	5
“ Ottawa.....		0	1
“ London		5	5
“ Kingston		2	2
“ St. Catharines.....		1	1
		<hr/>	<hr/>
		120	181

The Nationalities and Religious Denominations of these 181 blind pupils, were as follows:—

RELIGION.

Presbyterians	33
Episcopalians.....	42
Methodists	62
Baptists.....	11
Roman Catholics.....	22
Quakers.....	2
Other denominations	9
	<hr/>
Total	181

NATIONALITIES.

English.....	52
Irish	41
Scotch	18
Canadian	63
United States	3
Other Countries.....	4
	<hr/>
Total	181

The large and increasing number of inmates argues the necessity for extending the accommodation provided in the present building. From returns received, it is beyond a doubt that there are some 280 blind persons of school age resident in the Province. The present buildings are calculated for a maximum number of 100 pupils, and more room is urgently required to secure the health and well-being of the present number of inmates, as well as in the interests of those who will otherwise grow up in ignorance and dependance. The original plan of the present building contemplated the erection of two wings in extension, for dormitories, class-rooms, etc. The erection of at least one of these has become a necessity, and I have, therefore, recommended that an appropriation be made for the purpose, and for the extension of the rear addition, to provide increased domestic accommodation.

When this addition has been made, and the Institution rendered free to all, without requiring certificates of indigence, I trust that the compulsory clauses of the School Act will be enforced in the case of blind as well as in the case of deaf and dumb children. The result of domiciliary visits paid to the homes of these classes of physical defectives, proves the very urgent necessity of such a law, by means of which the unfortunate classes referred to might, while young, reap the advantages of such education and trades-instruction as would enable them to fight the battle of life to the best advantage.

The fact that only \$150 was collected during the year for the board of pupils, leads me to the conclusion that the following principles should be adopted in respect to admissions, and, if statutory power is needed, I would recommend that a Bill be submitted to the Legislature embodying the following regulations, viz. :—

1st. Compulsory attendance of all blind youths between the ages of seven and twenty-one, for such time as may be necessary in order to give them literary and industrial instruction.

2nd. Board, tuition and instruction to be free to all pupils.

3rd. Counties to pay for travelling expenses to and from the School, and for the proper clothing of all pupils whose parents are unable to defray such expenses. A fund for this purpose to be created, by the payment of a sum in proportion to the number of blind persons under twenty-one years of age residing within its limits, by the several counties of the Province.

4th. An industrial outfit to be purchased out of above-named fund, for any indigent pupil.

The increase in the number of pupils has already taxed the resources of the Institution to the utmost, and provision will require to be made for the purchase of bedsteads, mattresses, bedding, etc., for which an appropriation is asked. The laundry appliances also lack completion without the purchase of a mangle. An appropriation is also asked for the purpose of purchasing the increased number of books, maps, and appliances for the literary department; tools, machinery, and stock required for the industrial department, and for the musical instruments and music required for the musical department, all of which are rendered necessary by the increased number of pupils.

In addition to these sums, an appropriation is recommended for the purpose of continuing the ornamentation of the grounds, and for renewing the ornamental and fruit trees that were killed during the last severe winter, and for building a root-house, ice-house, etc., in order to complete the outbuildings.

In order to provide sufficient means for the extinguishing of fire, an appropriation is recommended to replace the steam boiler now in use at the pumping-house by one or more improved and economical construction, which can generate steam in a short time and for a circulating boiler to supply the kitchen and pantries with hot water.

Several visits of inspection were made during the year, the first of which was during the month of April, upon receiving information that scarlet fever had broken out in the Institution. Although the cases reported appeared ten days before the day of my visit, no additional cases had developed; and, judging from appearances, it was likely that the disease would be confined within its then limits. But, as fresh cases appeared, it was deemed advisable to disperse the pupils, which was accordingly done on the

The outbreak of this epidemic points to the necessity for the establishment of an isolate hospital, for the treatment of diseases of an infectious character in connection with this an

l other public institutions where there are a large number of inmates. Fortunately in this case none of the cases proved fatal, as the type of disease was mild in its character.

Every department of the Institution was inspected at the time of my visit, and all were found to be in very good order, and giving evidence of good management. The want of play-rooms for the pupils, and the consequent use of the dormitories during the day time, caused them to be less tidy than was desirable, but instructions were given in my minutes that a better system of keeping the dormitories must be introduced, and means taken to exclude the pupils during the day time. 125 pupils had entered during the session, but ten had left for various reasons, and there were only 115 in residence at the time of my visit, of whom only five were paying pupils. The remainder were entered as orphans or free pupils. Fifty-three pupils were receiving mechanical instruction, viz. :—In willow work, 21; and in cane seating, 14 boys and 18 girls.

In the middle of June, I again paid a visit to the Institution to determine what repairs should be done during the recess, to prepare it for the ensuing session.

A third visit was made in September, shortly after the commencement of the sixth session. I found 103 pupils in attendance, or an increase of 14 over the number in residence at a corresponding date last year. A new feature in the admissions of the session is the preponderance of females over males, the number of girls admitted being 54, and the number of boys 49. This is not likely to continue, however, as the census returns show the blind male population to be twenty per cent. in excess of the blind of the other sex. Every part of the building was again inspected, and found to be in a clean, orderly, and well-kept state. The plastering, whitewashing, oiling and repairs ordered at my visit in June, had been done during the vacation, and much improved the general appearance of the Institution. The various class rooms were visited while instructions in reading, grammar, history, and music were in progress. The willow-ware workshops were also visited. The discipline in both literary and industrial departments was very good, and the pupils appeared to give interest as well as attention to their studies and work. The general appearance of the pupils was most satisfactory, all seeming to be healthy and happy.

Particular attention is invited to the very able and exhaustive Report of Mr. Principal Hunter, which will be found in the Appendix.

Annexed to the report will be found a detailed statement of the expenditure incurred for the maintenance of the Institution for the year ending 30th September, by which it will be seen that the entire cost amounted to \$24,033 54.

An estimate of the amount required to carry on the Institution for the year 1877 is also appended, which has been prepared with as much regard to economy as the efficient management of the establishment will admit of.

The following statements exhibit the expenditure of the Institution in detail, and the cost per pupil under each heading of the Estimates.

Sub-division of Estimates for 1876.	Amounts voted.	Amounts actually expended.	Cost per pupil on the daily average attendance.
Medicine, medical comforts, &c.	75 00	77 06	0 67
Butchers' meat, fish and fowl	2,500 00	2,334 72	20 30
Flour, bread and biscuits	1,150 00	785 83	6 83
Butter	800 00	804 17	6 99
General groceries	1,800 00	1,411 83	12 27
Fruit and vegetables.....	250 00	128 87	1 12
Bedding, clothing and shoes.....	400 00	94 79	0 82
Fuel	2,500 00	2,859 76	24 86
Lights, gas, oil, &c.	800 00	1,038 38	9 02
Laundry, soap and cleaning	300 00	245 55	2 13
Furniture and furnishing	400 00	338 13	2 94
Farm, feed, fodder, &c.....	600 00	727 12	6 32
Repairs and alterations.....	400 00	612 66	5 32
Advertising, printing, stationery, pos- tage, &c.....	450 00	567 20	4 93
Books and apparatus and appliances	400 00	256 32	2 22
Miscellaneous	550 00	611 15	5 31
Salaries and wages.....	11,794 00	11,140 00	96 86
	<u>25,169 00</u>	<u>24,033 55</u>	<u>208 98</u>

DETAILED STATEMENT OF EXPENDITURE.

Medical Department:

Medicines, medical comforts and appliances	77 06	77 06
--	-------	-------

Household Expenses (Food):

Butchers' meat	2,152 05	
Fowls	59 47	
Fish	123 20	
	<u>2,334 72</u>	
Flour, bread and biscuits	785 83	785 83
Butter	804 17	804 17

General Groceries, viz.:

Barley, rice, peas and meal.....	87 84	
Tea	266 15	
Coffee	158 00	
Cheese	18 10	
Eggs	50 71	
Fruit (dried).....	100 95	
Salt, pepper, mustard, vinegar and pickles	46 10	
Syrup and sugar	561 42	
Unenumerated	122 56	
	<u>1,411 83</u>	
Fruit and vegetables	128 87	128 87

Carried forward..... 5,542 48

	\$ cts.	\$ cts.
<i>Brought forward</i>		
<i>Bedding and Clothing :</i>		5,542 48
Bedding.....	31 50	
Clothing for orphans	47 67	
Shoes for orphans	15 62	
	<hr/>	94 79
<i>Fuel :</i>		
Coal	2,560 44	
Wood	299 32	
	<hr/>	2,859 76
<i>Light :</i>		
Gas	1,025 40	
Oil, \$8 86 ; matches, \$4 12.....	12 98	
	<hr/>	1,038 38.
<i>Laundry, Soap and Cleaning :</i>		
Cleaning	86 39	
Brushes, brooms and mops	39 93	
Bathbricks, blacklead and blacking	8 25	
Soap	62 95	
Laundry.....	48 03	
	<hr/>	245 55
<i>Books and Apparatus :</i>		
Appliances.....	141 94	
Library	100 27	
School furniture	14 11	
	<hr/>	256 32
<i>Printing, Postages, Stationery, &c. :</i>		
Advertising and printing	227 37	
Postages, telegraphs and express	197 00	
Stationery.....	142 83	
	<hr/>	567 20
<i>Furniture and Furnishing :</i>		
Furniture, renewal and repairs	193 83	
Iron and tinware, &c.	97 36	
Crockery and glassware	46 94	
	<hr/>	338 13
<i>Farm :</i>		
Manure	28 15	
Seeds, &c.	113 56	
Feed and fodder	525 72	
Farm labour, stock, and implements, including repairs.....	59 69	
	<hr/>	727 12
<i>Repairs :</i>		
Repairs, ordinary, to buildings, &c.	324 50	
Hardware, &c.	202 68	
Paint and oils	85 48	
	<hr/>	612 66
<i>Miscellaneous :</i>		
Ice.....	0 75	
Officers' travelling expenses	447 92	
Freight and duties	21 08	
Incidentals	141 40	
	<hr/>	611 15
Salaries and wages	11,140 00	11,140 00

\$24,033 54

ESTIMATE OF THE INSTITUTION FOR THE EDUCATION OF THE BLIND
BRANTFORD.

(For 140 Pupils.)

		To be Voted for 1877.	Voted in 1876.
Medicines and medical comforts		75 00	75 00
Butchers' meat.....		2,800 00	2,500 00
Flour.....		1,000 00	1,150 00
Butter.....		800 00	800 00
General groceries.....		1,800 00	1,800 00
Fruit and vegetables.....		250 00	250 00
Bedding, clothing and shoes.....		300 00	400 00
Fuel.....		3,900 00	2,500 00
Gas and oil.....		800 00	800 00
Laundry, soap and cleaning.....		300 00	300 00
Furniture and furnishing.....		400 00	400 00
Farm, feed and fodder.....		600 00	600 00
Repairs and alterations.....		400 00	400 00
Advertising, printing, postage, &c.....		500 00	450 00
Books, apparatus, &c.....		400 00	400 00
Unenumerated.....		550 00	450 00
	No. of officers and employees.		
Principal	1	1,600 00	1,600 00
Physician.....	1	400 00	300 00
Bursar	1	800 00	800 00
Matron	1	300 00	300 00
Teachers.....	6	3,700 00	3,500 00
Trade Instructor	1	1,000 00	1,000 00
Visitors Attendant.....	1	120 00	120 00
Engineer.....	1	600 00	600 00
Fireman.....	1	240 00	360 00
Gardener	1	400 00	400 00
Teamster.....	1	288 00	240 00
Porter.....	1	216 00	216 00
Cook and Baker.....	2	504 00	400 00
Kitchen and Dining-Room Maids	6	612 00	612 00
Laundress.....	1	144 00	144 00
Laundress Assistant	2	204 00	228 00
Boys Attendant	0	dispsnd with	192 00
Nurses.....	2	240 00	240 00
House maids	2	192 00	192 00
Night-watchman and carpenter	1	360 00	250 00
Temporary assistants	33	100 00	100 00
		\$25,995 00	\$25,169 00

ESTIMATE OF EXPENDITURE FOR THE YEAR 1877.

9. INSTITUTION FOR THE BLIND, BRANTFORD.

For 140 Pupils.

	Required for 1877.		Voted for 1876.	
	\$	cts.	\$	cts.
Medicines, medical comforts and appliances.....	75	00	75	00
Butchers' meat, fish and fowl.....	2,800	00	2,500	00
Flour.....	1,000	00	1,150	00
Butter.....	800	00	800	00
General groceries.....	1,800	00	1,800	00
Fruit and vegetables.....	250	00	250	00
Bedding, clothing and shoes.....	300	00	400	00
Fuel.....	3,000	00	2,500	00
Gas, oil, &c.....	800	00	800	00
Laundry, soap and cleaning.....	300	00	300	00
Furniture and furnishing.....	400	00	400	00
Farm, feed and fodder.....	600	00	600	00
Repairs and alterations.....	400	00	400	00
Advertising, printing, stationery and postage.....	500	00	450	00
Books, apparatus and appliances.....	400	00	400	00
Unenumerated.....	550	00	550	00
			\$13,975	00
			\$13,375	00

Salaries and Wages.

	No. of officers and employees.		
Principal.....	1	1,600	00
Physician.....	1	400	00
Bursar.....	1	800	00
Matron.....	1	300	00
Teachers.....	6	3,750	00
Trade Instructor.....	1	1,000	00
Visitors' Attendant.....	1	120	00
Engineer.....	1	600	00
Fireman.....	1	240	00
Gardener.....	1	400	00
Teamster.....	1	288	00
Porter.....	1	216	00
Cook and Baker.....	2	504	00
Kitchen and Dining Room Maids.....	6	612	00
Laundress.....	1	144	00
Laundress' Assistants.....	2	204	00
Boys' Attendant.....	1	Dispensed	192
Nurses.....	2	240	00
Housemaids.....	2	192	00
Night Watchman and Carpenter.....	1	360	00
Temporary Assistance.....	..	100	00
	34	\$26,040	00
		\$25,169	00

PRISONS, Common Gaols and Reformatories OF ONTARIO.

COMMON GAOLS.

I have again to report a very large accession to the criminal and vicious classes of the Province, as indicated by the greatly increased number of commitments to the Common Gaols, for the year ending 30th September, 1876. That the rapidity with which these classes have increased within the past few years, and the extent of that increase, may be fully realized, I submit the following summary, showing the number of persons who were committed to the Common Gaols each year, since the 1st October, 1868, as follows :

Number of persons committed for the year ending }	Males.	Females.	Total.
“ “ “ 1st Oct., 1869 } 3,893	1,762	5,655	
“ “ “ 1st Oct., 1870 } 4,334	1,845	6,379	
“ “ “ 1st Oct., 1871 } 4,915	1,700	6,615	
“ “ “ 1st Oct., 1872 } 5,287	1,671	6,958	
“ “ “ 1st Oct., 1873 } 6,068	1,809	7,877	
“ “ “ 1st Oct., 1874 } 7,675	1,813	9,488	
“ “ “ 1st Oct., 1875 } 8,437	1,636	10,073	
“ “ “ 1st Oct., 1876 } 9,439	1,797	11,236	

These figures show that the annual rate of increase in the number of persons committed to Gaols, within the periods named, varied from 3.75 per cent. in 1871, which was the lowest, to 21.22 per cent. in 1874, which was the highest yearly increase, and that the increase of the present over the preceding year, was 11.55 per cent.; the average annual increase for the seven years being 14.25 per cent.

The figures referred to further prove that the gaol population of Ontario has doubled since 1869, a period of seven years, while, if we take the period between 1861 and 1871 as a basis, the natural increase in the population was only about 16 per cent. in ten years. Further, assuming that the population of the Province is now 1,750,000, it would appear that one out of every 155 of the inhabitants of the Province was committed to Gaol, for some offence or another during the past twelve months, and that on the evening of the 30th September—the close of the official year—the prison population of the Province numbered 1866. It is only necessary to make a simple statement of these facts in order that the extreme gravity of all matters connected with crime and criminals in their relations to the affairs of this Province, may be fully appreciated. Before commenting further, however, upon this phase of the subject, which is suggested by an examination of the criminal statistics hereunto appended, it is important that as much information as possible should be given respecting the 11,236 persons who were com-

mitted to Gaols during the year. That this information may be presented in the most condensed shape, I have departed from my usual custom, and have annexed the statistical tables to, instead of interspersing them in, the report. These tables are numbered respectively from one to nine, and will, when occasion requires, be referred to according to their numbers. The 11,236 committals comprised the following:—

Males over 16 years of age.....	9,005	
Males under 16 years of age	434	9,439
Females over 16 years of age.....	1,727	
Females under 16 years of age	70	1,797
		<u>11,236</u>

As compared with the previous year's commitments, these figures show an increase of 957 males over 16 years of age, 45 boys under sixteen, 161 females over sixteen, and an equality in respect to girls under that age. The ratio of increase in respect to the entire gaol population, is about the same when applied to each of the above classes, except in relation to females under 16 years of age, who, it is satisfactory to observe, have not increased in numbers. In 1875, the number of women committed, showed a considerable falling off as compared with the two preceding years, during which time no appreciable increase took place, and which led me to hope that the commitment of women to Gaols had received a check. The return of this year, it is to be regretted, prove that the check was only of a temporary character, and point to the necessity for establishing, at the earliest day, an Industrial Prison for women, where the evil effects of indiscriminate association and idleness will, in some measure, be mitigated.

From an examination of Table No. 1 it would appear that the increase in the number of commitments, extends to the whole Province, as only seven out of the thirty-nine Gaols return a diminished number as compared with the previous year. The most marked increases, in the rural districts, took place at Barrie, Brampton, Lindsay, Sarvia, St. Thomas, and Woodstock, while in all the city Gaols, with the exception of Kingston, there is an increase of from five to thirty per cent.

An analysis of the figures showing the distribution of our gaol population furnishes very conclusive evidence, that the criminal and vicious classes seek the cities and more densely populated places as a base of operations. The commitments from the cities of Toronto, Hamilton, London, Kingston, Ottawa and St. Catherines, together with the counties of which these cities are the capitals, numbered no less than 5,985 or 53.25 per cent. of the entire population of the Province for the year, while the population of these counties and cities, according to the census enumeration of 1871, only represented 21.52 per cent. of the entire population of the Province.

One of the worst features brought to light through the criminal statistics of the present year is the alarming increase in the number of recommitments, amounting to no less than 283 persons, or 29.24 per cent. of all prisoners committed. Of these, 1,630 had been sent to Gaols for the second time, 706 for the third, and 947 from four up to, in some instances, thirty times, during their lives, while some notorious cases had been committed over fifty times. For this class of prisoners, in a large majority of cases, it is idle to talk of applying reforming influences with a view of reclaiming them from a life of crime and degradation. Only the severest prison discipline, accompanied with continuous hard labour, while they are in custody, can affect their incorrigible natures and deter them from criminal courses.

Such of this class of prisoners as are sentenced for periods varying from six months up to two years can, of course, be transferred to the Central Prison, where strict discipline and hard labour can be enforced. A large proportion of them, however, chiefly vagrants and disorderly characters, are sentenced for periods too short to render their labour available in an Industrial Prison.

Respecting this class I used the following language in my last Annual Report: "Now that the establishment of the Central Prison has enabled a better classification—removing from County Gaols the more hardened and habitual offenders—I consider that it is safe to recommend that this class (the habitually vagrant and disorderly) should be used on

“county and corporation works, or employed on farms attached to County Gaols. Many vagrants seek admission to Gaol to obtain immunity from labour, and are fed and clothed at the public expense, passing their time in absolute idleness, while the municipalities to which they belong are paying other men to do the work that might well be performed by this class of prisoners. Moreover, the shame and disgrace attached to the public use of these offenders would act as a deterrent, and in many cases, the ridiculous farce of Police Court sentences would prove morally and physically a punishment.” I would again repeat this recommendation, trusting that statutory authority will be given at the ensuing session of the Legislature to carry it into effect.

A classification of the crimes and offences for which the 11,236 persons were committed to the various Gaols during the year, and a comparison of the same with the year 1869, and last year, is given in the following summary:—

1.—*Crimes against the Person.*

	Year 1869.	Year 1875.	Year 1876.
Murder	38	37	30
Manslaughter	25	12	12
Rapes, assault with intent, and indecent assaults.....	27	93	93
Felonious assaults.....	46	68	124
Assaults	485	666	743
Cutting, wounding, stabbing and shooting with intent.	31	66	123
Miscellaneous.....	28	61	94
	680	1003	1219

2.—*Crimes against Property.*

Arson.....	34	51	38
Burglary	26	54	68
Larceny	1019	1602	1764
Horse, cattle, and sheep-stealing	44	85	75
Forgery	22	33	46
Destroying and injuring property.....	29	96	104
Embezzlement, fraud, obtaining money on false pretences, and counterfeiting.....	78	119	182
Housebreaking and robbery	68	36	62
Trespass	25	72	49
Miscellaneous.....	36	114	141
	1381	2262	2524

3.—*Crimes against Public Morals and Decency.*

Bigamy	9	9	12
Perjury	6	19	12
Keeping, and frequenting houses of ill-fame and prostitution	85	172	210
Miscellaneous.....	20	72	74
	120	272	308

4.—*Offences against Public Order and Peace.*

Abusive and obscene language	34	76	71
Breach of peace and by-laws.....	168	210	99
Deserting employments.....	74	82	45
Drunk and disorderly	1793	3663	3868
Threatening	75	36	83
Vagrancy	783	1641	2128
Carrying unlawful weapons	4	8	13
Miscellaneous.....	69	232	270
	3000	5948	6577

5.—*Detained as Prisoners.*

	Year 1869.	Year 1875.	Year 1876.
For contempt of court	50	77	90
For Debt	78	66	72
Witnesses	22	17	29
Lunatics, and persons dangerous to be at large	271	323	348
For non-payment of fines	30	41	42
Miscellaneous	23	64	27
	474	588	608
Total number of persons committed for the respective years.	5655	10073	11236

It must be borne in mind that the offences enumerated in the foregoing summary are those with which the 11,236 persons were *charged with* in the first instance, and committed to Gaols for; how these charges were disposed of by the various Courts of the Province, before which the prisoners were arraigned, is shown by the following statement:—

Total number of persons committed to Gaols during the year.. 11,236

Disposition of the same.

Acquitted on being brought to trial, and discharged	3,355	
Found guilty and sentenced	7,011	
Committed for want of sureties to keep the peace, but afterwards discharged by the Courts.....	176	
Committed as Debtors.....	81	
Detained as Witnesses.....	32	
Committed for contempt of Court	81	
Committed as Lunatics, Idiots, or as being unsafe to be at large	348	
Waiting trial or otherwise detained at close of year.....	152	
	11,236	

From the above figures it would appear, and previous Gaol statistics corroborate the statement, that, speaking approximately, for every four persons who are charged with offences, and committed to Gaol therefor, only three are, upon trial, found guilty and sentenced. Of the 11,236 who were committed this year, it is shown that 3,355, or close upon 30 per cent. of the number were acquitted. I regret that I have not the necessary returns to show the offences that this number of prisoners were acquitted of; but in the alteration of the Gaol registers to meet the requirement of the Dominion statute, passed last session, for the collection of criminal statistics, provision will be made to obtain this information in the future. I apprehend, however, that it will be found that by far the largest proportion of the acquittals was of persons tried by police magistrates for the offences of vagrancy, drunkenness, and disorderly conduct, which, as the preceding summary shows, constituted 53 per cent. of all the charges for which commitments were made to Gaols during the year.

No less than 176 persons were committed for want of sureties to keep the peace, and the offence for which the largest proportion of this class of offenders was placed in custody, was wife beating. It appears to me that the laws in relation to this matter require amendment, the more so when it is known that many of these persons have been sent to Gaol as often as five and six times for the same offence. Why a ruffian who is constantly beating his wife should not be *sentenced* to Gaol for a certain period with hard labour, instead of his electing to be *detained* there, in utter idleness, in default of finding sureties to keep the peace, is beyond my comprehension. I have little doubt, however, that if such persons were compelled to break a piece of stone a week, it would materially assist them in restraining their vicious propensities.

It will be seen that 162 persons were committed during the year as debtors and for contempt of Court, chiefly under the provisions of the Division Court Act in respect to fraudulent transactions.

The number of lunatics, idiots and persons dangerous to be at large that were committed during the past twelve months, was 348, as compared with 323 the preceding year. Only 34 of

this number, however, remained in custody on the 30th September, and at the time of writing this Report they had been still farther diminished by transfers to Asylums.

To sum up, it is thus shown that of the 11,236 persons who were sent to gaols, 3,355 were acquitted upon trial, 350 were detained for certain periods for want of sureties, etc., 348 as being insane, 152 were awaiting trial, and the remainder, 7,011 were found guilty of the offences with which they were charged, and received sentence therefor as follows:—

Sentenced to the Kingston Penitentiary.....	199
Sentenced to the Central Prison.....	237
Sentenced to Common Gaols but subsequently transferred to the Central Prison	408
Sentenced to the Provincial Reformatory, Penetanguishene.....	45
Sentenced to Common Gaols and those detained until expiration of sentence or payment of fine.....	6,122

7,011

As compared with the statistics of the preceding year, the above figures show an increase of 750 in the total number of sentenced prisoners: of 44 in the number sentenced to the Penitentiary; of 92 in the number sentenced direct to the Central Prison, and of 137 in those sentenced to Gaols, but subsequently transferred to the Central Prison; and of 509 in those who expiated their sentences in the Common Gaols. In the number of juvenile offenders sentenced to the Penetanguishene Reformatory, there is a falling off of 22, notwithstanding the fact that the commitments of that class to the Common Gaols exceeded the preceding year by over eleven per cent.

The periods of imprisonment that were given to the 7,011 prisoners who were sentenced were as follows:—

For periods under thirty days	3032
For thirty days and up to sixty days, or two months, not including the last term	1699
For sixty days, or two months.....	748
Over two months to three months	459
Over three months to four months	204
Over four months to five months	33
Over five months to six months	382
Over six months to nine months	46
Over nine months and up to one year, inclusive.....	88
Over one year and up to two years	71
Over two years and up to three years in the Penitentiary	118
Over three years	76
For periods of any length in Reformatory	45
Sentenced to death and executed.....	3
Sentenced to death and commuted to imprisonment in Penitentiary ..	5
Sentenced to Gaol imprisonment, with corporal punishment	2

7011

The only thing calling for remark in respect to the foregoing summary, is the enormous proportion of short date sentences. Of the 7,011 sentences that were passed upon prisoners during the year, no less than 5,479—or over 75 per cent.—were for periods under sixty days, 3,032 being under thirty days. Only 454 of the entire number of prisoners were sentenced for periods over six months; although, as has already been shown, there were no less than 3,283 recommittals during the year, nearly 1,000 of which were persons who had been sent to gaols from four up to twenty times. Fully three-fourths of these 3,283 prisoners may be classed as habitual offenders, to whom sixty days' incarceration in a Common Gaol is no punishment, but in many instances something to be desired.

Table No. 4 exhibits the number of prisoners that were in Gaol custody on the evening of the 30th September—the close of the official year—of which the following is a condensed summary:—

Males over 16 years of age.....	485
Males under 16 years of age	18
Females over 16 years of age.....	230
Females under 16 years of age	7
	<hr/>
	740

The nature of the imprisonment of these 740 persons was as follows :—

Waiting trial	144
Under sentence for periods under two months	268
Under sentence for periods over two months.....	269
For default of sureties to keep the peace	24
Insane, idiotic, and imbecile persons	35
	<hr/>
	740

The entire prison population of the Province, on the evening of the 30th September, was as follows :—

In Common Gaols, as above summarized	740
Central Prison, Toronto.....	342
Provincial Reformatory, Penetanguishene	182
Provincial Penitentiary, Kingston	602
	<hr/>
	1,866

These figures, when compared with those of the previous year, show an increase in the populations of the prisons of Ontario, as follows :—Common Gaols, 37 ; Central Prison, 136 ; Provincial Reformatory, 3, and the Provincial Penitentiary, 509.

From the returns made to me, it would appear that the greatest number of prisoners who were confined in the Common Gaols, on any one day of the year, was 1,308, and the lowest number was 390.

Table No. 5 shows the nationalities, religious denominations, and social state of the prisoners committed during the year, from which the following information is summarized, viz :—

NATIONALITIES.

Born in Canada.....	4,598
“ England	1,985
“ Ireland	2,844
“ Scotland	753
“ United States	799
“ Other Countries	257
	<hr/>
	11,236

RELIGIOUS DENOMINATIONS.

Roman Catholics	4,167
Church of England	3,537
Presbyterians	1,495
Methodists	1,414
Other denominations	623
	<hr/>
	11,236

SOCIAL CONDITION.

Married.....	3,448
Unmarried	7,788
	<hr/>
	11,236

HABITS.

Temperate	4,712
Intemperate	6,524
	11,236

EDUCATIONAL STATUS.

Could read and write.....	8,691
Could neither read nor write	2,545
	11,236

It is worthy of note, in connection with the figures in the foregoing summary relating to the habits of prisoners, that, as compared with last year, there is a reduction of five per cent. in the prisoners that were reported to be of intemperate habits, and close upon ten per cent. less than the year preceding that.

Table No. 6 gives the offences, in detail, for which prisoners were committed.

Table No. 7 gives the occupations and callings of the prisoners, from which it will be seen that 844 were mechanical workers in iron, steel, brass, &c. ; 532 were carpenters, coopers, and workers in wood ; 266 in leather, and 278 were building mechanics ; besides a considerable number of other mechanics. Among the number there were also 4,693 labourers, and 496 yeomen.

ESCAPES.

During the past year, 34 prisoners escaped from the Common Gaols of the Province, of whom 17 were re-captured and 17 have, so far, evaded re-capture. In order that a comparison of these occurrences may be made with previous years, I may state that during 1875, 19 prisoners escaped and 8 were re-captured ; in 1874, 21 escaped and 7 were re-captured ; and in 1873, 26 prisoners escaped, of whom 11 were re-captured.

The exceptionally large number of escapes this year, and the extraordinary circumstances connected with many of them, call for the fullest explanation in this Report. Before dealing with the subject, however, in its general aspect, I propose, as briefly as possible, to take up each case, showing the manner in which the escapes were accomplished, and whether, in my opinion, they were attributable to the carelessness or neglect of officials ; the structural defects of the Gaols, or to other causes. In obtaining this information I held twelve investigations during the year, some of which were very protracted ; in some instances investigations were unnecessary, and in two cases they have yet to be made.

The evidence elicited at these investigations, and from other sources, placed me in possession of the following particulars :—

At *Pembroke Gaol* three prisoners escaped on the night of the 30th April, or the morning of the 1st May. One of the prisoners was waiting trial on a charge of bigamy, one for uttering forged paper, and one was under sentence to four months' imprisonment for larceny, about half of which period had expired. The *Pembroke Gaol*, I may remark, is a good substantial structure, having nearly all the necessary external and internal requisites for the safe keeping of prisoners. On three occasions, it is true, defects had been brought to the notice of the the County Council, which, in two instances, were remedied ; and although the locks were in some respects defective, still the *Pembroke Gaol* must be ranked amongst the safest in the Province, structurally, and one from which, with the exercise of proper vigilance and care on the part of the officials, escapes should not have taken place.

The Gaol itself had always been found in good order, and scrupulously clean and well kept. The evidence taken at the investigation, however, revealed such an amount of *carelessness in the supervision of prisoners, and general laxity of discipline*, as to render the most substantial walls and strongest bars of little avail in the safe-keeping of prisoners. So ineffectively performed was the important duty of searching prisoners when they were committed, that pistols, knives, lead, and other material that could be used to assist escapes, were always at the control of the prisoners who escaped. Prisoners

ere allowed to remain in the yard for hours, without any supervision on the part of the officials, and while there, keys were manufactured by the men who escaped, that could open several of the prison doors. The greatest carelessness existed in taking care of the prison keys, and on the very night of the escape, strangers were allowed to remain overnight in one of the gaol corridors in charge of a lunatic friend, having in their possession, though unknown to them, keys that could unlock the rear door of the corridor in which the escaped prisoners were confined. In order to provide an extra room for the gaoler's family, the turnkey was turned out of his bedroom, where the regulations required him to remain over night. Under such circumstances it is not to be wondered at that the prisoners, so it was proven were clever, ingenious men, selected their own time to leave the gaol, which they did. In view of these facts, I reported that the escapes were attributable to gross neglect of duty, and careless supervision over prisoners, on the part of the gaoler and turnkey, if not worse in respect to the last-named official; recommending their dismissal from office, which immediately took place. I also reported that the sheriff was in default in the discharge of his duty as chief executive officer of the Gaol, in not exercising that supervision over Gaol affairs which his office required. More detailed information in respect to this and all the escapes will be found in the separate reports upon the respective Gaols.

At the *Brampton Gaol* a prisoner escaped on the 3rd August. This Gaol, like the one at Pembroke, is one of the safest, in point of the general security of the structure and its surroundings in the Province. Notwithstanding this, owing to the laxity of discipline and violation of regulations, an escape takes place from it nearly every year. The circumstances connected with the one now being commented upon, were as follows:—A prisoner was sentenced for burglary, on the 2nd August, to the Kingston Penitentiary, for a period of three years, and it was the intention of the Sheriff to have removed him on the 4th. On the intervening day he was let out of his cell in the morning by the Turnkey, and placed at carrying in wood from the yard to the corridor in which he was confined. From the morning until the evening he had the free run of his corridor and the three yards, and for at least half of the time without the guard or turnkey being present. In the middle of the working yard there was a large quantity of cut wood piled up, and a pole about ten feet long had been allowed to remain in the yard for several days. This pole the prisoner spliced with strips of his under clothing to a board taken from the well cover, by which means he made his escape over the wall, which is of the regulation height—19 feet. After a full examination into all the circumstances, I reported that the escape was due, 1st,—To neglect of duty on the part of the Gaoler and Turnkey, in not locking the prisoner up when they absented themselves from guard over him; instead of which he was allowed not only the use of his corridor, but also of the yards. 2nd,—To gross carelessness on the part of the guard in allowing a plank and pole to remain in a yard to which prisoners had access. 3rd,—To an infraction of the regulations on the part of the Gaoler in allowing the Turnkey to assist him in doing his private work, when he should have been attending the prisoners. The evidence showed that the Sheriff was not to blame. For this neglect of duty, carelessness, and violation of the rules, I recommended the dismissal of both the Gaoler and Turnkey.

At the *Barrie Gaol*, two prisoners escaped under the following circumstances. On the 10th August the prisoners in the lower corridor were turned out into the airing yard, where they were allowed to remain without any guard. When there, the two prisoners who escaped broke the padlock which secured the door leading into another yard, and having wrenched the door from a water-closet, placed it upon the yard door which they had opened, by which means they scaled the wall and made their escape in broad daylight. Although the Gaoler was away from home at the time, still he must be held responsible for the loose way in which prisoners were supervised, for at the very time that I visited the Gaol for the purpose of examining into the escape, and when he alone was in charge, having allowed the Turnkey leave his absence for a week; I found 10 prisoners in the yard referred to, without any guard whatever. The responsibility was still more binding upon him, inasmuch as two prisoners had escaped in the same way, at a former time when his attention was called to the carelessness of the Gaol is strong and substantial, and although there are two weak points in the yard to which the attention of the Council has been called, still their very existence should have made the Gaoler more careful.

I had been compelled on two previous occasions to report the Gaoler for carelessness and

neglect of duty, on one of which I recommended his discharge (which took place, but he was afterwards re-instated); the repetition of such conduct could not be overlooked, particularly as the discipline and order that prevailed in the Gaol was very bad. His dismissal was therefore recommended and took place.

At *Belleville Gaol* a prisoner escaped on the 22nd Oct.; but as he was almost immediately recaptured and no blame attached to the officials, no recommendation was made.

From the *Guelph Gaol*, which in the main is a secure one, a prisoner escaped on the 10th of July. It would appear from the evidence that the Turnkey had a gang of 11 prisoners cutting and splitting wood in the yard, when he was called away for about three minutes to let a visitor out, during which time the prisoner smashed the lock on the yard gate, and having got it open, succeeded in getting off. If any one was to blame it was the Gaoler, who should have been present, either to let out the visitor or take the Turnkey's place while he was absent. Considering, however, the expeditious manner in which the escape was effected, the officials were only cautioned. I instructed that Chubb's padlock should be used for the gates in the future.

From *Sault Ste. Marie Gaol*, four escapes took place during the year, three of the prisoners having so far evaded recapture, and one was brought back. The circumstances connected with the escape of the three prisoners were as follows: Two of them had been sentenced to two years' imprisonment each in the Penitentiary, one for larceny, the other for criminal assault, and the third to six months in the Gaol, for larceny. It would appear that the Gaol chimney caught fire and was burning out, when the Gaoler and the Sheriff's son entered the ward where the three prisoners were confined, and in which there was a good deal of smoke. On examination it was found that the fire was confined to the chimney, and it was subsequently put out. When this was done, the Gaoler retired from the ward without locking the door. The prisoners very naturally, and perhaps designedly, took advantage of this neglect of duty on the part of the Gaoler, and having got into the yard, climbed over the wall and successfully made their escape across the river into United States territory. The existence of some little confusion, owing to the chimney being on fire, cannot exonerate the Gaoler from such neglect of duty, for, when such an occurrence took place it was his first duty to look to the safe custody of the prisoners, particularly if they are sentenced to long periods as they were, and if necessary to remove them hand-cuffed and shackled. This the Gaoler not only did not do, but offered the prisoners every opportunity to escape by leaving the corridor door unlocked. For this reason I recommended his discharge, which took place.

From the *Welland Gaol*, three prisoners escaped during the year; two of whom were recaptured, and one has so far evaded recapture. The facts elicited in connection with all of these escapes, which occurred at different times, showed that in two instances they were due to carelessness and want of supervision over prisoners while at work. One prisoner walked away through the front door of the Gaol while carrying in gaol supplies, and another while unattended in the yard, got over the wall by using a plank and a clothes line. The remaining prisoner, who was also in the working yard unwatched, broke the padlock off the gate and successfully made his escape. At my visit to the Gaol I have frequently observed, on arriving, prisoners in the Gaol and Court House yards unattended, which neglect I warned the officials would result in escapes. For this carelessness, and for neglecting to report the escapes and other irregularities in gaol management, the services of the Gaoler and Matron were dispensed with.

From the *Cornwall Gaol* a prisoner escaped on the 28th June, but was immediately recaptured. It would seem that the prisoners had been taken into the yard to empty their buckets, the Gaoler being on guard in the yard and the Turnkey in the Gaol. All the prisoners returned except one, who had hid himself; and when the Gaoler had gone into the Gaol, this prisoner, by the aid of a plank placed against a buttress, sealed the wall. The Gaoler was to blame for not seeing that all the prisoners returned to Gaol with him, and for allowing a plank to remain in the yard, particularly as he was warned by me at my previous visit against such a practice. It is clear, however, that the buttresses *inside* the yard walls are unsafe, to which the attention of the authorities has frequently been directed. For this reason, and the fact that the prisoner was immediately recaptured, the Gaoler was only censured and warned to be on his guard in the future.

From the *Cayuga Gaol* two prisoners, under sentence of death for murder, escaped on the 28th May. The evidence taken at the investigation very clearly indicated the method the

prisoners adopted, and the means they used to effect their escape; and at the same time pointed out beyond the possibility of a doubt, who were to blame for what would have been, but for the recapture of the prisoners, one of the most signal defeats of the ends of justice that ever took place in the Province. First as to the method and means of escape. It was clearly proved that the Gaoler entered the cells of these condemned murderers *alone* on the afternoon of the 28th May, with the keys of every door in the prison in his hands, and that he had done the same thing on many previous occasions. While in the act of locking the shutters of the cell window in which one of the prisoners was confined, he was felled to the floor by a blow, and was subsequently knocked into complete insensibility. The prisoners then got possession of the keys, opened the doors, and passed into the yard, which is only surrounded by a board fence, over which they easily climbed, and so got away. Such being the method of escape, it becomes necessary to refer to the circumstances that rendered the means used so successful; and at the outset it is almost unnecessary to state that if the Gaoler had not entered the corridors and cells of his Gaol contrary to the regulations, alone, the escape on all probability would never have occurred. Such an act on the part of a Gaoler is, at any time, attended with danger, not only to himself but to the safe-keeping of the prisoners committed to his care; but when he had in charge two murderers under sentence of death, the coolhardness of the act is as inexplicable as it is unpardonable. And to go in with all the prison keys in his hand, notwithstanding the prisoners were both leg-ironed, and one was chained to the floor, was quite sufficient to create the desire and incite ingenuity on the part of the condemned murderers to effect their escape. Further, the Gaoler could not plead ignorance of the intentions of the prisoners, as he had been informed that they purposed knocking him down in order to effect their escape, which intention they exactly carried into effect. The official conduct and action of the Deputy-Sheriff, who was *de facto* Sheriff, and consequently the chief executive officer of the Gaol, is so clearly shown in his sworn evidence, that any extended comment is unnecessary. Such gross ignorance of well-defined duty, and culpable indifference to and neglect of the most ordinary precautions for the safe keeping of prisoners under sentence of death, never before came under my notice. Assuming to be unaware that he was the chief executive officer of the Gaol, which is the first provision in the printed Gaol Regulations, he left its management entirely and absolutely in the hands of the Gaoler. He never appointed the Turnkeys, and did not seem to know that it was compulsory to have one. He did not know when the post of Turnkey was vacant, or who filled it for the time being; and although the County Council voted a salary every year to pay for the services of such an official, he allowed the Gaoler to draw it whether there was a Turnkey on duty or not. Although the Gaol externally is notoriously insecure, and badly arranged and unsafe internally, and although he knew that the prisoners had previously attempted to make their escape, and— from the evidence of the Government detective—that they intended to try again, still not only did he not appoint an extra guard, but he actually left the position of Turnkey vacant at such a precarious time, leaving the Gaol and prisoners practically in the care of one man, and one whose resignation he had accepted a few months previous for drunkenness and insubordination. Having regard to all these facts, I recommended the discharge of the Deputy-Sheriff and the Gaoler, which was acted upon.

That the gaol was externally and internally unsafe and deficient in many requisites, which condition of things I had very frequently brought to the notice of the Council, was no excuse for the escapes, but should rather have led to increased vigilance and care on the part of the Gaol officials.

At the *St. Thomas Gaol* a short-date prisoner escaped while cleaning up in the court-house yard, but who immediately returned and gave himself up.

At the *L'Original Gaol* a prisoner was allowed to go into the yard water-closet, and not returning, search was made for him in about ten minutes, but in vain. It would appear that the prisoner availed himself of the mortar having loosened in the wall at one of the corners, and by sticking his fingers and toes into the crevices, he succeeded in scaling the wall.

From *Sandwich Gaol* two women who were committed for prostitution, and who were employed at the time in the gaol kitchen, escaped, but were both recaptured. As they had only been committed for a short period, and were old *habitués* of the gaol, the Matron did not exercise that vigilance that she should have done, for which she was reprimanded.

From the *Ottawa Gaol*, on the 18th September, a prisoner escaped who was waiting trial on a charge of larceny. The Sheriff reports that the escape was entirely due to carelessness

and direct disobedience of the prison rules by the Chief Turnkey, who evaded the penalty of dismissal by resigning.

The escapes from the *Simcoe Gaol* and the *Hamilton Gaol* have not yet, owing to press of work, been examined into, but from the circumstances reported by the Sheriff, there is little doubt that at the *Simcoe Gaol* they were due on this, as as on two former occasions, to the incompetency of the Gaol officials.

The result of my investigations, as indicated in the foregoing particulars, may be summed up as follows:—

1st. That the escape of 18 prisoners from the Gaols at Barrie, Brampton, Cayuga, Ottawa, Pembroke, Simcoe, Sault Ste. Marie, and Welland, were attributable to carelessness, and in some instances to gross neglect of duty on the part of gaol officials, in all of which cases I recommended the dismissal of the persons who were to blame.

2nd. With respect to the escape of 8 prisoners from the Gaols at Belleville, Cornwall, Guelph, Hamilton, L'Orignal, Sandwich, and St. Thomas, I found that, in some instances, there were indications of negligent watching on the part of officials, but not of such a flagrant character as to warrant dismissal, and in others, to accidents either of a structural or administrative character that were beyond the control of the gaol officials.

3rd. With respect to the escape of prisoners from the Lock-up at Thunder Bay, I have not been able to investigate into the circumstances connected with each, but as the lock-up itself is utterly unsafe, and the work in which prisoners are employed beyond its precincts is that of ordinary farming and gardening, the wonder is that any prisoners are retained at all. As a new Gaol is in course of construction, it is to be hoped when it is completed that I will be enabled to enforce prison rules and discipline.

The same remarks as regards the unsafeness of this structure, apply to Parry Sound Lock-up, from which one prisoner escaped.

It is thus shown that more than one-half of the escapes were due to the negligence, carelessness, and general inefficiency of the gaol officials, for while it is quite true that the Gaol at Cayuga was externally unsafe, the escapes from it, which are placed in the first category, were in no respect due to that cause, but entirely to the fool-hardiness of the Gaoler, and disregard of the most ordinary precautions.

In the Gaols included in the second category, there were, and still are, a good many structural defects, generally of a very trifling character, notwithstanding which, County Councils in many instances cannot be prevailed upon to remedy them.

The most serious difficulty that has to be contended with, however, in the administration of Gaol affairs, is the general unfitness of not a few of the Gaolers and Turnkeys for the effective discharge of the duties devolving upon them. With hardly an exception, they are honest and faithful men, but many of them are wholly wanting in the qualities required for efficient Gaol officials. In order to cope with the determination and ingenuity of prisoners to obtain their liberty, habitual caution and vigilance must be exercised by Gaol officials, instead of which many of them are confiding and unsuspecting to the verge of simplicity. Another class of Gaol officials, and there are not a few comprised in it who count themselves efficient officers, place the most implicit confidence in stone walls, iron bars and locks, to the neglect of close personal supervision, and perhaps this, more than anything else, is the most fertile source of escapes. Then again there are some Gaolers who entered the service fully believing that the position was a sinecure, and although they have discovered their mistake, still they do all in their power to keep up the original delusion, simply by doing as little as possible, leaving the work of the Prison and the supervision of the prisoners to the Turnkeys. By this shifting of responsibility, Turnkeys are frequently held to blame for escapes that should rest upon Gaolers.

Apart, however, from these unfavourable personal characteristics in certain of the officers in the Gaol service, it is very clear that the method of obtaining and paying such officials, is open to the most serious objection.

Men having the charge of prisoners should be honest, intelligent, and brave, and should possess, in a very considerable degree, physical activity, combined with an inherent aptitude to acquire a knowledge of discipline, and the requisite amount of firmness and tact to enforce it; and as far as Gaolers are concerned, they should have fair executive ability.

Under our present system, even if Sheriffs were ever so desirous of appointing to the prison service only men possessing such qualities, they are very often defeated in that desire

by the low rate at which the salaries are placed by County Councils. For, in respect to Turnkeys, it is out of the question to suppose that the services of such men can be obtained or retained for less than the wages paid to ordinary labourers; and we find that the salaries of Turnkeys at such important Gaols as Kingston, Barrie, Brockville, Cornwall, Simcoe, and Whitby, only range from \$200 to \$300, per annum while at other Gaols where fewer prisoners are committed, they exceed these sums from fifty to seventy-five per cent. This condition of things and others of a like character, is not only anomalous but unjust. Since the passage of 36th Victoria, Cap. 48; clause 358 of which provides that the Sheriff shall have the appointment of the Gaol officials, but that their salaries should be fixed by the County Councils, *subject to the revision or requirement of the Inspector of Prisons*, I have endeavoured to adjust the most flagrant of the complaints referred to me in respect to insufficient salaries.

I have also in many instances endeavoured to have structural defects and deficiencies remedied and supplied, in order to render Gaols more secure, and the administration of their affairs more effective. While in some cases my suggestions have been promptly acted upon, I must confess to very indifferent success in my endeavours to get County Councils to correct incongruities in the salaries paid to officials, and to remedy structural defects, while in a few instances, the authority vested in me has been practically set at defiance.

For these reasons, I am convinced that the divided authority that exists in the administration of gaol affairs is most prejudicial to effective management and discipline, and that the assumption of more direct control on the part of the Government is urgently required. In stating this conclusion, I do not desire to reflect upon County Councils and their functions, in a general way, for I am fully aware that our Municipal management and legislation is generally creditable to the Province. But I am doing Municipal Bodies no injustice when I state that the management of prisons and prisoners is a specialty with which they should have nothing to do. In England it would appear that the Government has arrived at the same conclusion, and is about to take over to itself the management of all the prisons in the country.

In the event of the Government not desiring, at the present time, to assume the absolute control of the Gaols of this Province, which I am of the opinion is the proper system, and which sooner or later must be done in order to obtain the greatest amount of efficiency and uniformity, I would respectfully submit, as a step in the right direction, the following recommendations:

1st. That when the Inspector reports structural defects and deficiencies in a Gaol, and having notified the County Council of their existence and called upon it to remedy or supply them, it shall fail to do so within three months after such notification, upon the Inspector's report to the Government in relation thereto being approved by Order in Council, he shall be authorized to proceed with the work; provided, that the outlay shall not exceed the sum of three hundred dollars, and that the sum thus expended shall be deducted from the amount to be paid to such County for the next ensuing quarter's proportion of Administration of Justice funds.

2nd. That the dieting of prisoners, and the supply of the food necessary for that purpose shall be entirely under the control of the Sheriff, subject to the instructions of the Inspector of Prisons.

3rd. That the minimum salary to be paid to a Gaoler shall be \$500, with house, fuel, light, and water, and the maximum \$1,600 with the same perquisites, and that the minimum salary to be paid to a Turnkey shall be \$350, with lodgings, fire and light in the Gaol structure, and the maximum \$500 with the same perquisites, or their equivalent. That the minimum salary to be paid to Gaol Surgeon, for a daily visit to a Common Gaol shall be \$100 per annum, and the maximum salary \$1,000 per annum, all medicines and medical comforts to be furnished to such officer. The sums so to be paid to Gaol officials between the maximum and minimum amounts thus named, to be decided by Order in Council upon the report of the Inspector of Prisons.

4th. That upon vacancies occurring in the staffs of Gaols, the Sheriff shall only nominate and temporarily instal the official, such appointment to be confirmed by the Government upon the report of the Inspector within one year after the official shall have entered upon the discharge of his duties.

5th. That all the Gaolers and Turnkeys in the Prison Service of Ontario shall be sub-

ject to transfer from one Gaol to another, upon the report of the Inspector of Prisons duly approved by Government.

DEATHS.

During the past twelve months 55 deaths occurred in the Common Gaols, as compared with 36 in the preceding year. The practice obtains in many counties of committing sick destitute persons to Gaol, instead of making provision for them in private houses or Houses of Refuge. In this way the mortality of the Gaols has largely increased, and will continue to increase until a more humane method of providing for sick paupers is devised in the rural constituencies. The finding of the coroner's inquest held on the occasion of these deaths, was in all cases transmitted to the Provincial Secretary; and, if the circumstances required, other facts were elicited in relation thereto.

PRISON LABOUR.

The only prison labour that is provided in the Common Gaols, with two or three exceptions, is that of cutting wood for the Gaols, and sometimes for the County buildings; together with keeping the building and the yards in a clean and orderly condition. The exception, which is confined to four Gaols, is that of breaking stone.

I have again to recommend that statutory authority be granted to enable the labour of vagrants, drunkards, and disorderly characters, to be used on the public streets, and in working the land attached to Gaols and public buildings. In order that this disgrace may not be placed upon other than habitual offenders of the kind referred to, it could be made a provision of the law that such punishment would only form part of the sentence after a third commitment.

DIETARIES.

The regulations in respect to the prison-dietaries are reported to be observed in the Gaols, as far as the fare is concerned; but in three instances, notwithstanding the remonstrances I have addressed to County Councils, Gaolers are still allowed to retain a pecuniary interest in that branch of the service. These infractions of the regulations exist at Cayuga, Pembroke, and Perth, where the daily cost of rations is 25 cents per day for each prisoner at the two former places, and 15 cents at the latter. At the other Gaols the daily cost varies from $14\frac{3}{4}$ cents to $6\frac{1}{2}$ cents for each prisoner, according to the number of inmates in the Gaol during the year.

GAOL EXPENDITURES.

The figures given in Table No. 9 show that the entire sum expended in maintaining all the Common Gaols of the Province for the year, was \$130,461.80 as compared with \$126,265.48 in the preceding year. This expenditure is comprised of the following:—

Food, clothing, fuel and general maintenance accounts.....	\$61,254 15
Structural repairs	9,307 09
Officials' salaries	59,900 56
	\$130,461 80

Deducting the cost of repairs from both years' expenditures, we find that the net cost of Gaol maintenance this year was \$121,154.71 as compared with \$119,818.90 last year. As 11,236 prisoners were committed to all the Gaols during the twelve months, it would appear that the average cost of maintaining each prisoner while in custody was \$10.79, and including repairs \$11.61 per prisoner. It further appears from Table No. 9, that of the 11,236 prisoners who were committed, the maintenance of 8,773 was defrayed by the various counties, and that of 2,463 by the Government, the latter being criminal prisoners.

The number of days that these two classes remained in custody was as follows:—

8,773 Municipal prisoners	209,416 Days
2,463 Criminal prisoners	82,109 "
11,236 Prisoners were in custody.....	291,525 Days

These figures prove that the average period of Gaol custody of the criminal prisoners was $\frac{1}{3}$ days, while that of the municipal prisoners was only $24\frac{3}{4}$ days. The average period of both classes combined, was within a fraction of 26 days, as compared with $23\frac{4}{10}$ during the preceding year. It has already been shown that the cost of each prisoner for the entire period averaged \$11.61, as compared with \$12.53 (but which through an error was placed at \$24.41) last year, and if an average is struck from the collective custody of all the prisoners committed, and the aggregate cost of Gaol maintenance, it will be found that the daily cost of maintaining each prisoner during the past year was $44\frac{3}{4}$ cents as compared with $53\frac{1}{2}$ cents the preceding year. This result is not altogether due, although it is to some extent, to the increased number of prisoners who were committed, but also to the more strict compliance with the dietary and other regulations, and to the operations of the Central Prison which have very sensibly reduced the cost of Gaol maintenance.

CENTRAL PRISON OF ONTARIO.

The operations of the Central Prison in respect to the movement of prisoners during the year ending 30th September are shown in the following summary, viz. :—

Number of prisoners remaining in custody on the 30th September, 1875	206
Number committed during the year.....	637
Re-transferred from Asylum (recovered).....	1
Re-captured—escaped in 1875.....	1
Re-transferred from Gaols.....	4
	— 643
Total number in custody during the year	849

DISPOSALS.

Number discharged on expiration of sentence	450
Number whose sentences were remitted by the Dominion Government	9
Number discharged on payment of fines.....	33
Number re-transferred to Gaols, owing to physical and mental unfitness, and upon the order of Judges.....	9
Transferred to Lunatic Asylum.....	1
Died in Prison	4
Escaped from Prison.....	1
	— 507
Number remaining in custody on 30th September, 1876.....	342

If a comparison of the above figures is made with those exhibiting the Prison movements of the preceding year, it will be seen that there was an increase of 211 in the number of prisoners committed, and 148 in the total number that were in custody during the year; the number remaining in custody having been increased from 206 on the 30th September, 1875, to 342 on the corresponding day of this year. Of the 637 prisoners who were committed, 266 were sentenced direct to the Central Prison by the various courts of the Province; the remaining 371 having been sentenced to the Common Gaol, were subsequently transferred to the Central Prison, under the provisions of 34th Victoria, cap. 7, section 16. In addition to 637 commitments, one prisoner was returned to the Central Prison from an Asylum where he had been sent for treatment. Another, who had escaped in 1875, was recaptured, and four who had been sent out as witnesses, by order of courts, were returned to custody.

The number of persons who were sentenced direct to the Prison, increased to such an extent that the Sheriffs were instructed, in the early part of the year, not to report for transfer any prisoners who had not been committed to the Common Gaols for periods of four months and over, and for the past three months transfers have been restricted to six months' prisoners.

The periods of imprisonment to which the 637 prisoners who were committed direct or transferred to the Prison, were sentenced, are shown in the following summary:—

Prisoners were who	sentenced to	periods under 1 month	15
"	"	from 1 to 3 months	83
"	"	from 3 to 6 "	181
"	"	from 6 to 9 "	192
"	"	from 9 to 10 "	29
"	"	from 12 to 15 "	95
"	"	from 15 to 18 "	7
"	"	from 18 months to 2 years	35
				—
				637

When it is considered that a very large proportion of these prisoners are habitual offenders of the petty order, who have for many years been oscillating between one Gaol and another in the Province, and not a few of whom have been committed to the Central Prison two or three times already, I cannot but think that the periods of sentence, as indicated in the above summary, are much too short for the accomplishment of the objects aimed at in the establishment of this Prison. There is a class of offenders, the frequency of whose offences against law and order renders them pests to society, and whom, after their third commitment to a Gaol, it would be much better to send to the Central Prison for the full term that the law allows, than for two or three short periods every two years or less. The civil condition of this class of prisoners—three-fourths of whom are unmarried—point to the fact that protracted incarceration would involve little or no hardship to families dependent upon them for a living. On the contrary, but for the humiliation thereby caused to relatives, their enforced absence from the family relation would, in most instances, be a relief not only to their friends but to the community.

The fact that 441 of the 637 prisoners who were committed during the past year, were, from their own admissions, of intemperate habits, affords additional evidence of the correctness of this conclusion.

The mistaken leniency of awarding short periods of imprisonment to this class, is not only demonstrated by the very serious charge that their repeated trials cost the Province, but also by the persistency with which they return to their evil courses. No sooner is the dilapidated physical condition of these habitual offenders rehabilitated by the healthy regimen of a prison, and the enforced suspension of dissolute habits, than they are set free only to return in a short time for a repetition of the same kind of treatment. Apart from the mistaken leniency of short sentences in such cases, both from a moral and social standpoint, it is not fair to the Province which, at a great cost, has established an industrial Prison, that just as soon as this class of prisoners are restored to such a bodily condition as to perform hard labour in the prison, their sentences expire and they are discharged. For this class of offenders, constituting about one-third of the commitments to the Central Prison, it is most desirable that cumulative sentences be given, until they reach the period of two years.

Although this Prison was largely designed for the class of prisoners I have been speaking of, still, an examination of the table of offences will show that if this intermediate establishment had not been in existence, the crimes of many of the prisoners who were committed to it were of sufficient enormity to have consigned them to the Penitentiary. It would appear that 23 were convicted of burglary, robbery, and kindred offences; 14 of assault with intent to rape; 34 of aggravated assault; 12 of cattle stealing; 11 of forgery, embezzlement, &c., while no less than 258 were convicted of larceny in its various degrees. Many of these prisoners were hardened criminals who had expiated sentences, for previous crimes, in the Penitentiaries of Canada and the United States. These two classes of prisoners—the petty, but chronic, offender against law and order, and the old *habitué* of many penitentiaries, are, of all others, the most difficult to deal with. In this connection I may now refer to the system of

DISCIPLINE

that prevails in the Central Prison. In recommending the establishment of the Prison, I pointed out in my Annual Reports of that period the many serious defects and deficiencies of our Common Gaol system, chief among which was the indiscriminate association of old and young, tried and untried, innocent and guilty. Not only were these classes of prisoners indiscriminately associated, but they were so kept in utter idleness, which, above all conditions is the most fruitful source of vice and crime, and in addition, discipline and order were the rare exception, instead of being the rule, in the government of these Gaols. It was to remedy these defects, and to supply the deficiencies in our Gaol system, that the Central Prison was founded. And in the administration of its affairs, keeping in view its object, I have no hesitation in saying that it is better to err on the side of rigid discipline than in a laxity of it, and with respect to the two classes of prisoners referred to that have to be dealt with, it will be apparent to all, that, so far as these criminals are concerned, the strictest kind of discipline becomes necessary.

Admitting, as I do, that for the proper protection of society, the punishment of crime and the reformation of the criminal must be the ground-work of all effective systems of prison discipline, the very first step in the accomplishment of these objects is the entire subordination of the will of every prisoner to constituted authority. The lives of habitual offenders having been one continued revolt against law and order, with little or no subjugation of the will, or exercise of moral restraint, the very first lesson that these men have to learn on entering the prison is implicit submission. Failing that, the application of reformatory measures to those of this class who are not beyond such influences must prove abortive—whilst deprivation of liberty only, to those who are, is no punishment whatever, unless it be accompanied by strict prison discipline and enforced hard labour.

The labour that has to be performed by the prisoners in the Central Prison is no harder than what honest mechanics or labourers outside of the Prison have to do, and the hours are the same as in ordinary shops and in labouring employments; the dietary being infinitely better than what a large majority of mechanics and labourers can supply themselves with by their honest exertions. Cleanliness, both in the persons of the prisoners and in every department of the Prison, together with the greatest promptness, punctuality and order in the performance of duty are strictly enforced.

The rules and regulations in respect to these matters, and for regulating the general conduct of the prisoners, constitute the discipline of the Prison, and its enforcement neither involves harshness nor severity, unless a prisoner renders that treatment necessary through disobedience or insubordination. The discipline of the Prison, however, must be maintained, and the rules and regulations obeyed, otherwise

DISCIPLINARY PUNISHMENT

must be resorted to. This consists, firstly, of deprivation of a meal or certain privileges; secondly, confinement in the dark cell on bread and water diet; and thirdly, confinement in the dark cell in irons. The latter punishment is administered by causing the refractory prisoner to be handcuffed to a ring in the wall about even with his eyes, the anklets being used to secure the legs to another ring in the floor. Physical pain is, of course, caused by the elevation of the hands and arms and the general fixity of the body, which, however, does not prevent the prisoner from shifting his position and resting the head and shoulders against the wall. When it is found necessary to administer this kind of punishment for the first time, the prisoner is given to understand that its duration, after an hour or two, will depend upon himself. If he expresses contrition for the offence committed, he is at once taken out of irons. If a prisoner, however has to be punished in this way more than once, he has to remain in irons for a fixed time, but if for a longer period than 24 hours he is taken down in the night and to his meals. This placing of a prisoner in irons is not resorted to except in cases of gross insubordination, or of continued disobedience of the rules.

And here I may refer to certain charges, or rather insinuations, that were made, and which subsequently were formulated into charges against the Warden and the acting Chief Warder of the Prison, involving cruel treatment of the prisoners on the part of these officers.

Although the examination into these charges of alleged cruelty took place after the close of the official year, it is but proper that the matter should be alluded to in this report.

It would seem that every instance of what was looked upon as cruelty was carefully noted by persons who had been dismissed from the prison service, and by certain others who were disaffected towards the rule of one or both of the officers alluded to. The acts of alleged cruelty extended from the opening of the Prison in June 1874, up to the time of the investigation, but not in a single instance were they made known to me as Inspector, either verbally or in writing, or as the evidence shows, to the Warden. Whatever spirit may have animated the persons from whom the information was obtained, and however disengenuous its sources, it will, under the circumstances, be readily understood that due prominence would be given to every case of the kind that might come under the notice of the witnesses.

The instances of alleged cruelty, as stated by all the witnesses in their evidence, numbered twenty-three, and a careful analysis of each case shows that they may be here divided into seven distinct categories, to each of which I will refer as briefly as possible.

1st. In six instances, prisoners while at drill or in marching order, and in three cases while at work, were tapped on the feet, legs, hands, or some other part of the body, with a cane used by the Acting Chief Guard, in order to get them to keep step or for other slight causes. The evidence, however, pointed to the fact that this tapping—for it was nothing more—was very frequent for the first year after the opening of the Prison, and that it was not confined to the Acting Chief Guard, but was done more or less by nearly all the Guards. The practice having been noticed by the Warden, an order was issued prohibiting it, which, from the evidence, it would seem had the desired effect.

2nd. In six cases, prisoners attempted to escape from the Prison by secreting themselves until the Guards should be withdrawn, which rendered it necessary to keep the Guards on duty and without sleep for sixty hours. When these prisoners were discovered, the Warden ordered that five of them should receive six stripes with a small cane and the sixth a rope's-ending. Three of these prisoners had been transferred from the Reformatory to the Central Prison, as being utterly incorrigible and beyond the reach of reformatory influences.

3rd. In five instances, prisoners upon reporting themselves sick, were ordered by the Acting Chief Guard to return to their work, as he believed that they were malingering—a practice which is of frequent occurrence, and that requires guarding against. In some of these cases the prisoners refused to go to work and were, in consequence, placed in the dark cell, and upon being examined by the Gaol Surgeon, the decision of the Chief Guard, in every instance except one, was sustained by the Surgeon, who pronounced the prisoners to be well and fit for work. The exception was a case of temporary faintness.

4th. One night, at the close of 1875 or the beginning of 1876, a prisoner named Lewis became so noisy that he disturbed the entire dormitory, causing other prisoners to join in the noise. Upon reporting the case to the Warden, the Acting Chief Guard was instructed to place a wooden gag in the prisoner's mouth to keep him from shouting, and to handcuff his hands behind his back to keep him from breaking up the furniture in his cell. On going into the cell to carry out this instruction, the Chief Guard alleges that the prisoner attacked him with a piece of iron broken from his bedstead, upon which he clenched the prisoner and beat him several times across the shoulders and hips with a key he had in his hand, after which the order of the Warden was carried out. The Turnkey, who was present, states that he did not see Lewis attack the Chief Guard. It is possible that the attack may have been made without the Turnkey seeing it, but in corroboration of the Chief Guard's statement it was clearly proven that the iron bedstead and cell furniture were broken, and that the prisoner had broken off a large piece of the stone jamb of the cell door. It was stated by several witnesses that the prisoner had given evidence of insanity prior to this occurrence, and subsequent events proved that the surmise was correct; but on the other hand, the Prison Surgeon did not certify to insanity for a considerable time after it took place. Under any circumstances, there is no proper place or means for the care of lunatics in the Prison: the alleged cruelty therefore, considering this fact, did not consist in the means taken to prevent the other prisoners from being disturbed, but in the charge, if true, that the prisoner was struck other than in self-defence.

5th. One prisoner was kept in irons for 72 hours without being taken down, except to his meals and other purposes of necessity, but it was clearly proven that he had been guilty of gross insubordination, threatening, and insolence on that, as well as on many other occasions, and that he was a violent and dangerous man. From the statements of the Warden and Chief Guard, it just became a question whether the officers or the prisoner should be masters. From the date of that punishment, the prisoner became one of the best behaved men in the Prison.

6th. The Acting Chief Guard was said to have knocked a prisoner's head against the wall until the blood came from his ears. This the Acting Chief Guard denies, and the Surgeon states that it is impossible that this could have been done without causing a fracture, which neither the Surgeon nor anyone else saw.

7th. Three prisoners were placed in irons for insubordination, and while in that position were exceedingly noisy and violent. Upon being visited by the Acting Chief Guard with a view to stopping the noise, and while the irons were being removed from them in order to take them to another cell, it was clearly proven that two of them used the vilest language to the officer mentioned, and one of them kicked him. Under this provocation the Acting Chief Guard struck them with his clenched fist. All of these prisoners were proven to be violent men, requiring frequent punishment.

In the foregoing categories are comprised all the acts of cruelty that were brought to light, after a most patient investigation extending over two weeks; during which time every officer of the Prison was placed under oath and examined.

To sum up in respect to these various charges, it would be absurd to designate what is referred to in the first and second categories as acts of cruelty, inasmuch as the same practices are being carried on every day in our Common Schools. They had, however, been stopped in the Central Prison a year prior to the investigation.

With respect to what is comprised in the third category, it is clear that so long as prisoners will feign sickness, prison officers will now and then make a mistake in their decisions in that relation. In order, however that such mistakes of judgment may be reduced to the minimum, the Prison Surgeon has been directed to visit the Prison every morning at nine o'clock, so that every case of sickness reported may be pronounced upon by the proper medical officer of the Prison.

It is much to be regretted that such harsh measures had to be adopted in the case of Lewis, in order to prevent him from disturbing the dormitories at night and breaking the cell furniture: the more so as subsequent events proved that the prisoner must have been insane at the time. A short time previous to the occurrence, a prisoner had been transferred from the Prison to Rockwood Asylum under certificates of insanity, but after a very short observation on the part of the Medical Superintendent of that Asylum, he certified that the man was not and never had been insane, although afflicted with an ungovernable temper. I have recommended that some better provision be made for the custody of violent and refractory prisoners, and it is most desirable that when the Hospital is erected, a room should be provided for insane prisoners, pending their transfer to an asylum.

That part of the charge in respect to the Acting Chief Guard striking the prisoner Lewis, other than in self-defence, is reduced, as the statement shows, to a question of veracity between that officer and a witness.

The class of prisoners referred to in the fifth category are found in all prisons; and although few in number, their stubborn and unyielding temper, and the pertinacity with which that spirit is maintained, even when they clearly know that they are in the wrong, constitute one of the most difficult problems that prison officers have to deal with. The punishment awarded in this particular case, severe as it had to be, had the desired effect, although in many prisons some of this class are almost constantly under punishment.

It was in dealing with the prisoners alluded to in the seventh category that the Acting Chief Guard committed serious indiscretions as a prison officer, but which, in the light of the facts elicited, cannot possibly be characterized as acts of cruelty. Under no circumstances, except in a clear and well-defined case of self-defence, should a prison official strike a prisoner. That the prisoners were abusive beyond endurance, only showed the necessity and importance of the Guard controlling his own temper, and of using lawful means of punishment, which are always at his command.

Before closing my remarks in connection with this subject, I desire to say that I wish

it were possible for the discipline of the Prison to be maintained without inflicting physical pain, and that moral suasion and kindly admonishment alone could accomplish that object; but as far as I can ascertain, both agencies are necessary in all well-regulated prisons. To well-behaved prisoners, however, and they comprise the large majority, there is no terror in the fact that dark cells and irons have to be resorted to, in order to keep the unruly and insubordinate under control.

The severe check that the industrial operations of the Prison received through the failure of the Canada Car Company to carry out its original contract with the Government for the employment of the prisoners, has prevented me from inaugurating such a scheme of rewards and remissions of sentences as will tend to encourage and promote good conduct, and stimulate industrious habits on the part of the prisoners. Now, however, that the industrial success of the prison bids fair to be permanently established, I trust that I will be warranted in submitting a scheme for the approval of the Government at an early day.

INSPECTIONS.

My inspections of and official visits to the Prison have been frequent during the year. On all occasions every department of it was found in the most admirable order, with the most scrupulous cleanliness and neatness everywhere apparent. In these respects the Central Prison may safely challenge comparison with any establishment of the kind in existence.

At these inspections I minutely examined into all matters pertaining to the Prison and the prisoners, and dealt with every case requiring special consideration.

CANADA CAR AND MANUFACTURING COMPANY.

The difficulties that had arisen, in connection with the working of the contract between the Government and the Canada Car Company for the employment of the Prison labour, and which were in a large measure due to the general stagnation in railway operations—resulting not only in a great falling off in the demand for railway cars and appliances but also in the depreciated value of these manufactures—were very fully detailed in my last Annual Report. These difficulties were further complicated by various disputes that had arisen between the Company and the Government in respect to certain works of construction which the former claimed to have performed for the latter, and by other circumstances involving breaches in the contract on the part of the Company.

These troubles and complications culminated in June 1875, by the Company notifying the Government that they were unable any longer to employ the prisoners as provided for under the terms of the then existing contract. Under these circumstances, formal proceedings were about to be taken by the Government to cancel the contract, and submit the prison labour to public competition, when it was represented by the Company that they were negotiating for the establishment of other branches of industry, whereby they would be enabled to utilize the prison labour. After protracted negotiations, an understanding was arrived at between the Government and the Company which was substantially as follows:

1st. The abandonment, for the time being, of car building operations and the substitution therefor of the manufacture of pails, tubs, washboards, and every description of wooden-ware, and brooms, brushes and such like articles.

2nd. The extension of the existing contract, in its amended form, from the 30th June, 1881, at which time it expired, to the 30th June, 1883, and of the period in which the Company is to employ the full number of prisoners required under the contract, and for making further provision as to the class of prisoners that are to be sent to the Central Prison.

3rd. The settlement of all disputes as to the construction work performed by the Company for the Government, having in view the final acceptance by the former of the Central Prison buildings and fixtures as in all respects complete, and the adjustment of all accounts due by the Government for such work, and by the Company for prison labour.

4th. The appointment by the Government of a Commission to enquire into the value

of the prison labour, and the buildings, machinery and plant, so that the Government might decide the price that is to be hereafter paid for such labour, subject to ratification by the Legislature.

This understanding was embodied in an agreement entered into between the Government and the Canada Car Company, on the 27th January, 1876, which was submitted to and ratified by the Legislative Assembly, during the last occasion. With respect to the change of industries, it may be stated that in the original contract great latitude was allowed as to the nature of the industries that the Company was to be allowed to carry on. They were to employ the prisoners "in the preparing of wood-work of any description for railway cars and equipments, and in the construction of sailing and steam vessels, and building purposes generally, and in the manufacture of articles from steel, iron, brass and other metals, for the said construction of railway cars, and for the other purposes above described. Should the Company desire to manufacture articles from other materials than those above named, then, in that case, the same must be submitted to the Inspector, and approved by him in writing." It will thus be seen that the concession to the Company, in this respect, is one that might have been asked for and granted even if circumstances had not arisen which rendered the change of vital importance to the Company.

Having regard to the losses and misfortunes of the Company during its first two years' career in connection with the prison industries, I apprehend that but little fault will be found with the extension of the period during which the contract is to subsist, or with the extended time given to the Company to take on the full number of prisoners it is required, under the terms of the contract, to employ and pay for.

After a very long and most careful examination into all matters in dispute between the Government and the Company, and which were referred to me for adjustment, I made certain recommendations which met with the approval of Government, and were subsequently embodied in the new agreement which received the ratification of Parliament.

The Commission to enquire into the value of the prison labour, buildings, plant, etc., has not yet been named, but it is most desirable that effect should be given to that provision of the new agreement at the earliest day possible.

The following summary shows the average number of prisoners employed each month since the new industries were entered upon:—

February	19 prisoners.
March	27 "
April	47 "
May	83 "
June	109 "
July	113 "
August	116 "
September	127 "

At the time of writing this Report (15th December) the number of prisoners that the Company is employing has increased to 164. I am assured by the manager that as soon as the frame sheds are fitted up and the machinery placed in them, which works are now in progress, the full number of prisoners—260—will be placed at work.

DEATHS.

Three deaths occurred during the year, one, after a long sickness from lung disease; another from pleuro pneumonia; and the third from typhoid fever. Inquests were held into the circumstances connected with all these deaths, and the finding of the juries was transmitted to the Provincial Secretary.

PARDONS.

During the year the unexpired portion of the sentences of nine prisoners was remitted by His Excellency the Governor-General, as compared with five remissions the preceding year.

DIETARY.

The dietary furnished to the prisoners is of the most liberal kind, as the following scale will show:—

BREAKFAST.—9oz. bread and 1 pint coffee every morning, and on four mornings of the week, 8 oz. of meat and 8 oz. of vegetables, made into hash; on two mornings, 4 oz. oatmeal made into porridge, with molasses, and one morning 4 oz. rice with molasses.

DINNER.—9 oz. of bread every day, and on 3 days of the week 12 oz. meat and 12 oz. vegetables, on other 3 days one quart of soup, made from 9 oz. of bones, 1 oz. barley, and 12 oz. vegetables, and on one day a quart of pea soup made from 9 oz. bones and 8 oz. of peas.

SUPPER.—12 oz. bread every night, and one pint of tea sweetened with brown sugar.

A comparison of this dietary with what is allowed in English Industrial prisons, shows that 206 oz. of bread is given at the Central Prison per week, as compared with 148 oz. in England; 68 oz. of meat, as compared with 24 oz.; the same quantity of vegetables weekly, and about the same quantity of soup. Counting the weight of vegetables placed in the soup, the daily average weight of solids given to each prisoner is about 60 ounces, as compared with 45 ounces given in the Industrial Prisons in England. In fact it may be said, and an examination of the foregoing dietary list will confirm the statement, that prisoners who are kept at hard labour get all they can eat. On ten or twelve occasions that I have examined and tasted the food during the year, the supply was in accordance with the dietary list, except on two occasions during a scarcity of vegetables, when other things were substituted, the quality being always sound and wholesome.

ESCAPES.

Only one escape has taken place from the prison during the past year, although very frequent attempts have been discovered and frustrated. The one that proved successful was due to the unsafe condition of the room used for hospital purposes, the prisoner, who was to have been discharged in a few days subsequent to the date of his escape, being charged with the duties of hospital orderly.

Now that the discipline of the prison is thoroughly organized, and the weak structural points well known and guarded against, attempts at escape, it is to be hoped, will very seldom prove successful.

ADDITIONS AND ALTERATIONS.

I have again to recommend that an appropriation be asked to erect a suitable hospital, entirely isolated from the main structure. The experience of the past year, in respect to typhoid fever in an epidemic form, warns us that we must prepare for such occurrences, as well as for contagious outbreaks. I have, therefore, recommended, that an isolated hospital of the dimensions of 40 by 35 feet, of two stories and Mansard roof, with barred windows, iron gates, and the other requisites of a prison hospital, be constructed. Owing to the distance of the prison from the front gate, and for the greater security of the prison premises, I have recommended that a lodge house be erected for a gate keeper, whose duty it shall be to take charge of the entrance gate and front grounds.

It is absolutely necessary that macadamized roads should be constructed within the Prison walls, as shown upon the original plans. In order that material may be obtained to do this, I have recommended that the sum of \$830 be placed in the estimates.

The capacity of the Drying Kiln was entirely insufficient for the requirements of the trades, and a new one had to be constructed, the material for which cost \$1,325, the work being done by prisoners. An appropriation to cover this expenditure is required.

In previous reports I have referred to the improper construction of the wall towers, rendering a proper guard over the yard most difficult. It is recommended that a small appropriation be voted to purchase material for these alterations, the work to be done by prisoners, also for the construction of proper dark cells.

I have also recommended that the sum of \$1,750 be placed in the estimates to purchase

building material for a structure to provide additional store room, and coal shed space, also for a stable, piggery and other much needed structures.

EXPENDITURES.

The following statement exhibits in a detailed form the expenditures incurred in maintaining the prison for the year ending 30th September, also the cost per prisoner under the various headings of the Estimates for the same period:—

Heading as given in the Estimates.	Total Outlay.	Average per Prisoner.
Medicines, medical comforts etc.....	\$ 311 97	\$ 0 3 $\frac{2}{10}$
Butchers' meat and fish.....	6,354 41	6 4 $\frac{9}{10}$
Flour, bread and meal.....	3,572 53	3 6 $\frac{5}{10}$
Groceries and other provisions.....	2,992 64	3 0 $\frac{6}{10}$
Bedding, clothing and shoes.....	5,448 64	5 5 $\frac{6}{10}$
Fuel.....	1,849 71	1 8 $\frac{9}{10}$
Gas, oil, etc.....	1,492 50	1 5 $\frac{2}{10}$
Laundry, soap and cleaning apparatus.....	745 43	7 $\frac{6}{10}$
Stationery, advertising, printing etc.....	276 91	2 $\frac{8}{10}$
Library, schools and lectures.....	161 78	1 $\frac{6}{10}$
Furniture and furnishings.....	1,003 62	1 0 $\frac{2}{10}$
Stable, forage, etc.....	32 00	0 $\frac{3}{10}$
Repairs.....	1,213 49	1 2 $\frac{4}{10}$
Unenumerated.....	987 72	1 0 $\frac{1}{10}$
Farm and gardens.....	838 98	8 $\frac{6}{10}$
Salaries and wages.....	15,834 67	16 1 $\frac{6}{10}$
Total.....	\$43,117 00	\$44 0 $\frac{1}{10}$

From this statement it will be seen that the entire maintenance expenditures for the year amounted to \$43,117 00, and as the daily average number of prisoners in custody was 267.67, the cost for each prisoner for food, clothing, salaries of officials, etc., was 44 $\frac{1}{10}$ cents per day. From a further analysis of these figures, it would appear that if the food supplied to the guards' mess is deducted, the daily cost of each prisoner's rations was 11 $\frac{9}{10}$ cents. There is included in the maintenance expenditures, however, the sum of \$1,386 85, which properly should have been charged to capital account, as the payments were made for works of construction and extraordinary repairs. If this amount is deducted, the net cost of maintenance would be reduced to \$41,730 15, and the daily cost of each prisoner to 42 cents.

REVENUE.

The cash receipts from the labour of prisoners for the year, were as follows:—

Breaking stone.....	\$4,274 05
Making shoes for public institutions.....	201 71
Making mats for ".....	50 14
Shoemaking and tailoring for prison officers.....	64 49
Canada Car Company for the labour of prisoners, under new contract, up to 1st July, 1876.....	3,855 54
Total cash receipts.....	\$8,445 93

In addition to the above cash receipts, the Canada Car Company owes \$6,730 50 for the labour of prisoners furnished to them, from the 1st July to the close of the official year—30th September—which sum, under the terms of the new contract, has to be paid, together with the amount accruing due for labour, up to the close of the year, on the 1st January.

The following work of a labouring and mechanical character (excluding all domestic labour) was also performed by the prisoners, which effected a direct saving in maintenance expenditures and in capital outlay, viz:

Labouring Work.

Constructing sewers, drains, and improving the prison grounds	1248	days	50c.....	\$624 00
Farm and garden work	901	"	50c.....	450 50
Tracklaying, macadamizing, and road construction.....	1647	"	50c.....	823 91
Sundry works	420	"	50c	210 00

Mechanical Work.

Carpenter work.....	791	days	50c.....	\$395 92
Shoemaking	1621	"	40c.....	648 40
Tailoring.....	3256	"	35c.....	1,139 60
Painting, blacksmithing, and tinsmith's work.....	864	"	50c.....	432 00
Brush and mat making	382	"	50c.....	191 00
Bricklayers, stone masons, &c., &c.....	927	"	50c	463 50
	12,057	days		\$5,378 83

The domestic work performed by the prisoners was equal to 14,268 days' labour.

It is thus shown that the productive labour of the prisoners amounted, for the year to \$15,176.43, and the unproductive, so far as cash receipts are concerned, (although effecting a saving in expenditure) and excluding domestic labour, to \$5,378.83, or a total of \$20,656.26.

As work under the new contract with the Canada Car Company was not commenced until the later part of February, the receipts of the official year are in consequence much reduced. It is expected, however, that the Revenue from Prison labour, for the fiscal year of the Province, will be close upon \$20,000, and if the Canada Car Company carries out its contract with the Government, the Prison should be self-sustaining in 1877.

TRANSFER OF PRISONERS.

The following statement shows the number of prisoners transferred, each month, to the Central Prison from the various Gaols of the Province, together with the railway fares paid for such transference, and all other expenses connected therewith, by which it will be seen that the total sum thus expended for transferring 638 prisoners was, \$3,131.71 or \$4.90 per prisoner.

When Transferred.	Number of prisoners transferred.	Prisoners' fares to Toronto.	Travelling ex- penses of Bailiff.	Cab hire and food for prisoners.	Total.
October	27	\$91 05	\$59 70	\$21 58	\$172 33
November	32	125 33	89 14	24 50	238 97
December.....	34	93 33	88 41	28 10	209 84
January	50	123 88	104 73	44 29	272 90
February.....	41	112 21	96 50	37 33	246 04
March.....	38	105 57	118 21	40 80	264 58
April.....	69	147 25	124 03	43 59	314 87
May.....	72	132 12	116 57	50 53	299 22
June.....	68	104 25	111 72	36 23	252 20
July.....	90	161 70	117 20	55 42	334 32
August.....	53	102 95	98 23	29 25	230 43
September	64	135 05	114 38	46 44	295 87
Total.....	638	1,434 69	1,238 82	458 06	3,131 57
Average expense incurred per prisoner		2 24	1 94	71	: 90
		88			

DISCHARGED PRISONERS.

During the year, 298 discharged prisoners were returned to the places from which they were committed, or, if good reasons were given, to other points; the fare being the same. The following statement shows the places these ex-prisoners were sent to, and the cost of sending them:—

Where sent.	Number of Prisoners.	Cost.
Arthur	2	\$4 70
Amaranthe	1	2 45
Brockville	21	106 45
Brantford	12	26 60
Barrie	2	4 25
Belleville.....	6	18 25
Buffalo	9	31 10
Berlin	4	8 45
Bracebridge	2	8 00
Brampton	1	0 65
Chatham	5	26 00
Cornwall	7	48 90
Clifton.....	2	5 90
Caledonia.....	2	3 45
Cobourg.....	3	6 00
Detroit	3	17 50
Fergus	1	2 00
Dundas	1	1 35
Guelph	5	7 85
Galt.....	5	13 00
Goderich	1	4 00
Gravenhurst	1	3 50
Grafton	1	1 95
Hamilton	46	59 45
Ingersoll.....	1	3 40
Kingston.....	18	72 54
London	30	102 70
Montreal	1	6 66
Miscellaneous places.....	16	118 12
Mitchell	1	3 05
Ottawa.....	7	40 95
Orangeville.....	2	3 50
Owen Sound.....	1	3 65
Oshawa	7	6 45
Port Hope	4	8 20
Port Huron	1	3 50
Paris	1	2 05
Preston	1	2 25
Peterborough	6	17 52
Prescott.....	3	15 99
Suspension Bridge	4	12 20
St. Thomas.....	6	23 25
Sandwich	2	9 00
Seaforth.....	1	4 00
St. Catharines	10	24 00
Stratford	7	20 30
Simcoe	1	2 00
Sarnia	3	11 50
<i>Carried forward</i>	277	928 53
	89	

<i>Brought forward</i>	277	928 53
Strathroy	1	4 00
St. Marys	2	6 50
Uxbridge.....	2	3 95
Windsor.....	5	23 75
Whitby	7	7 25
Woodstock.. ..	2	5 30
Welland	2	5 80
Total	298	\$985 08
Paid to H. Softly, Agent Prison Aid Association, by order of Inspector			\$35 40
			\$1,020 48

The above statement shows that the sum of \$1,020.48 was expended in returning ex-prisoners to their homes, of which amount \$491.65 was received from fines paid by prisoners, and the balance from the Treasury Department out of the appropriation for the administration of Justice.

The receipts and expenditures for the transfer of prisoners were as follows :—

RECEIPTS.

Balance in Bursar's hands from preceding year.....	\$ 161 32
From fines paid by prisoners	491 65
From Treasury Department	3700 00
	\$4,352 97

EXPENDED.

In transferring prisoners as per preceding table	\$3,131 57
In returning ex-prisoners	1,020 48
Balance in hands of Bursar at close of year	200 92
	\$4,352 97

The following estimate of the expenditure of the Prison for the year 1877 is prepared with a view to the Prison being filled, during that period, to its utmost capacity.

ESTIMATE OR EXPENDITURE at the Central Prison for the Year 1877 (336 Prisoners).

	1877.	1876.
Medicine, medical comforts and appliances	\$ 200 00	\$ 200 00
Butchers' meat and fish	7,000 00	7,000 00
Flour, bread and meal.....	5,000 00	5,000 00
Groceries and other provisions	4,000 00	5,000 00
Bedding, clothing and shoes	5,500 00	4,500 00
Fuel	3,500 00	3,500 00
Gas and oil	1,500 00	1,200 00
Laundry, soap and cleaning	750 00	600 00
Stationery, advertising, printing, and postage	400 00	400 00
Library, schools, and lectures	400 00	500 00
Furniture and furnishing.....	500 00	500 00
Stable forage and grounds	500 00	500 00
Repairs, etc.	500 00	500 00
Unenumerated	1,000 00	500 00
<i>Carried forward</i>	\$30,750 00	\$29,900 00

<i>Brought forward</i>		\$30,750 00	\$29,900 00
<i>Salaries and Wages :</i>			
	No. of officers and employees.		
Warden.....	1	2,000 00	2,000 00
Deputy Warden.....	1	1,200 00	
Bursar	1	1,200 00	1,200 00
Physician	1	1,000 00	1,000 00
Chief guard	1	dispens'd with	800 00
Steward and storekeeper	1	750 00	600 00
Prison bailiff	1	800 00	800 00
Day guards and shop supervisors with board...	22	8,800 00	6,500 00
Deputy chief guard	1	dispens'd with	600 00
Engineer	1	740 00	740 00
Baker and cook	1	600 00	240 00
Stoker.....		dispens'd with	240 00
Messenger		dispens'd with	250 00
	32	\$47,840 00	\$45,230 00

PROVINCIAL REFORMATORY

PENETANGUISHEN E.

The following summary exhibits the operations of the Provincial Reformatory, in respect to the movement of prisoners, for the year ending 30th September, 1876 :—

Remaining in custody 30th September, 1875.....	173
Admitted during the year.....	45
<hr/>	
Total number in custody.....	218
Discharged upon expiration of sentence	28
Reprieved by the Governor-General.....	6
Eloped	1
Died.....	1
<hr/>	
	36
Remaining in custody on the 30th September, 1876.....	182

As the commitments of the preceding year numbered 71, it is shown that there is a falling off of 26 prisoners in the operations of this year. The number of boys remaining in custody at the close of the year was 182 against 173 on the 30th September, 1875. Since the opening of the Reformatory in 1859, up to the close of this official year, 850 youths have been committed to it, of whom 563 were discharged by expiration of sentence, 22 were transferred to the Kingston Penitentiary, and 16 to the Central Prison, owing to incorrigibility 48 were pardoned prior to the expiration of their sentences; 11 eloped, 1 was removed to an Asylum, being insane, and 7 died, leaving 182 in custody at the close of this official year. The crimes for which the 850 boys were committed to the Reformatory together with their nationality and religion, and the Counties from which they were committed are shown in the following summaries :—

CRIMES.

Larceny.....	563	<i>Brought forward</i>	724
Larceny and receiving.....	5	Receiving stolen money	1
Felony.....	47	Keeping found "	1
Burglary.....	29	Assault with intent to rob	6
Highway robbery.....	3	Breaking windows.....	1
Arson	11	Summary convictions act.....	44
House-breaking	23	Stealing in warehouse.....	4
Vagrancy.....	8	Stealing money	11
Horse-stealing.....	17	Embezzlement.....	3
Forgery	6	Sheep-stealing	2
Robbery	6	Obstructing railway track.....	2
Assault with intent to commit		Stealing from person.....	3
rape	6	Assault.....	6
<hr/>		<hr/>	
<i>Carried forward</i>	724	<i>Carried forward</i>	808

<i>Brought forward</i>	808
Assault on constable	2
Assault, conductor of cars.....	1
False pretences	3
Received stolen goods..	3
Attempt at arson.....	1
Misdemeanour	1
Cutting and wounding horse ..	1
Breaking into store	12
<hr/>	
<i>Carried forward</i>	832

<i>Brought forward</i>	832
Lunacy.....	1
Stealing watch.	3
Malicious injury.....	1
Stealing post-letter	1
Unlawful possession of coun- terfeit coin.....	1
Stealing ring	2
Shop-breaking and larceny.....	8
Accessory before the fact.....	1
<hr/>	
	850

NATIONALITY.

Canada West	561
Canada East	43
England	86
Ireland	31
Scotland	18
United States.....	90
<hr/>	
<i>Carried forward</i>	829

<i>Brought forward</i>	829
Nova Scotia.....	4
Newfoundland	3
Malta.....	1
Germany.....	10
Guernsey.....	1
France.....	2
<hr/>	
	850

RELIGION.

Church of England.....	312
Roman Catholic	288
Methodist	124
Presbyterian	80
<hr/>	
<i>Carried forward</i>	804

<i>Brought forward</i>	804
Lutheran.....	9
Baptist	36
Jew	1
<hr/>	
	850

INSPECTIONS.

The Reformatory was visited on three occasions during the year. At my first inspection, which took place on the 25th and 26th June, there were 183 boys in custody, which is the largest number that I ever found in confinement, and only left nine vacant cells. During my visit the inmates were employed as follows:—In the cigar shop, 70; cooper shop, 8; painter shop, 7; shoe shop, 11; tailor shop, 15; bakery, kitchen, &c., 15; cleaners in dormitories, 17; sawing wood, &c., 25; farm and garden, 13; and at the warden's and gate-house, 2.

The various shops were visited, and the books and stock examined, which were generally found in a satisfactory state. The large increase in the number of youths—a great proportion of whom are lads under 13 years of age—renders it most desirable that some industrial employment should be provided for that class. Owing to the general stagnation in trade, the cigar contractors do not feel encouraged to increase the number engaged at their work, and even if they did, it is very questionable if more lads should be placed at the trade of cigar making. The labour of the carpenter and cooper shop, as well as farming and gardening, is too hard for youths of that age, and owing to the location of the Reformatory, some advantage and not a little risk would attend the adoption of certain branches of manufactures that might be profitably carried on in a city. It is to be hoped, however, if the commitment of young boys continues to increase, that some suitable industrial employment will be found. It was my intention to have recommended that the labour of twenty of the youths most advanced in years, together with the machinery, fixtures, and motive power of the carpenter shop, and the shop itself, should be submitted to public competition; but owing to the number of structures that had to be erected on the Reformatory Grounds, as well as the ordinary repairs and alterations, the recommendation has been deferred for another year.

The Warden, however, was strongly urged to increase the number of boys in the cooper shop, as the trade is an excellent one, and all the boys who had, in the past, acquired a knowledge of it, found employment as soon as they left the Reformatory.

Both the Protestant and Roman Catholic schools were visited and examined during my inspection. In the former there were 107 pupils in attendance, and in the latter 63. In both, as in other schools, some of the pupils had made rapid progress, while many considering the time they had been under instruction, were in a most backward state. As pointed out, in previous reports, it is preposterous to look for any great degree of proficiency on the part of the pupils, or thoroughness in discipline, in a school of 107 pupils taught only two hours a day, by one master. No matter how capable or zealous the master may be, (and I believe the teachers here possess both qualities), his efforts under such circumstances, particularly where there are five or six grades of proficiency, cannot be successful. In view of this condition of things, the following recommendations were made :

1st. The teachers in both schools to become officers of the Institution, subject to its rules and regulations, and, as such, to devote their services exclusively to the Reformatory schools. Houses to be provided for them on the premises.

2nd. There shall be three distinct periods in each day for instruction, viz :—From 7 to 7 a.m., from 11 to twelve a.m., and from 3 to 5 p.m. The most advanced pupils to attend the morning session, the next in point of proficiency to attend in the forenoon, and the lowest grade and the beginners at the afternoon session.

3rd. The same registers, forms and books to be kept by the masters, as are required in the common schools of the Province.

4th. In addition to the regular day school, the teachers shall devote one hour every Sunday to the teaching of the pupils under the respective chaplains.

These recommendations having received the sanction of the Government, the Warden was instructed to re-organize the domestic and industrial affairs of the Reformatory, so as to harmonize with and facilitate the proper working of the new school arrangement, which was carried into effect on the 1st of September.

The Protestant Chaplain was authorized to increase the library for the pupils under his care, by 300 volumes, and instructions were given for the proper care of the books.

The inmates, at this inspection, were well clad, and were particularly clean, and neat looking in appearance. The general health of the establishment was excellent, and only one inmate was confined to bed.

Instructions were given to the surgeon in respect to the performance of certain duties devolving upon him.

I was present at the meals served during my visit, on which occasions the most commendable order and good discipline prevailed. The food was plain, as it should be, but was abundant and wholesome.

The dormitory and cells in the main structure, and the class rooms as well as the domestic departments in the basement, were found in good order, but the new wing dormitory for the small lads was found in a most untidy and disorderly state, to which the attention of the Warden was directed. The Warden was authorized to proceed with the following works of construction, alteration, and repair for which an appropriation was made by the Legislature, viz. :—1st. The erection of a frame house, or, if time would permit, of two houses, for guards, to replace those that had fallen into dilapidation; 2nd. The erection of a play-shed and gymnasium, with a wash-house partitioned off in one end. The building to be of the dimensions of 95 feet by 26, and according to specifications furnished; 3rd. To take down the house lately occupied by the Steward, which had become unfit for use, to paint the houses that were built the previous year, and to complete certain works ordered for the Butcher's house; 4th. To build a root-house of the dimensions specified; 5th. To fit up a bath-room and lavatory, connecting the same with the tank in the garret; 6th. To place eave troughs on the main building, and have the soft water tanked, in a cistern to be built, and forced into the tank for use in the proposed bath-room and laundry. In carrying on these works the Warden was instructed to use as much of the old material on the premises as could be worked up, and to utilize the labour of the inmates to the fullest extent.

His Excellency the Lieutenant-Governor, the Attorney-General, the Commissioner of Public Works, and the undersigned, visited the Reformatory on the 2nd August last, remaining overnight, on which occasion the buildings and grounds were inspected. The inmates were all seen, and many conversed with, and the general working of the establishment examined into.

The Institution was again visited on the 27th September, chiefly for the purpose of ascertaining the progress that had been made with the various works that had been ordered

at my June inspection. I regretted to find that but little progress had been made, so little indeed as to warrant the conclusion that the working of the carpenter shop was in a most unsatisfactory state. If a very marked improvement did not immediately take place in that department, the Warden was instructed to dispense with the services of the Master-carpenter. The urgent need of the buildings and works specified rendered it necessary that they should be completed before winter; and to that end certain instructions were given to the Warden with a view to their being pushed forward with more vigour. These instructions the Warden has carried out, and the work is nearly completed at the time of writing this Report.

The cigar-shop contractors applied for a reduction in the rate paid for the labour furnished to them; basing their claim for the reduction upon the ground that the labour is not worth the contract price, and that many of the boys who have been engaged at the work for the past three years, have made little or no progress in acquiring a knowledge of the trade; in consequence of which they claim that the progressive scale of wages from fifteen cents for the first year's service, to forty cents for the fifth year, operates unfairly in their case. A minute inquiry was made into the working of the contract, and in view of the difficulties that had arisen in the discipline of the boys engaged in the shop, together with the circumstances above referred to, I recommended that the terms of the contract be abated so that the fourth year boys may, for the present year, be charged at the rate of 25 cents instead of 35 cents per day,—the contractors to employ the full number of boys required under the contract, and to continue to pay the bonus money stipulated for, with a view to encouraging proficiency, zeal, and good conduct. This recommendation was approved of by Order in Council, and with a view to improving the discipline of the shop a skilled cigar maker was employed to act as supervising guard.

In March last the Reverend George Hallen resigned the office of Protestant Chaplain, the duties of which he had most faithfully discharged for nearly twenty years, in view of which I recommended that the customary retiring gratuity be paid to him. The Rev. G. A. Anderson was appointed to the vacancy, and at once entered upon the duties of the office.

FINANCIAL.

The expenditure incurred in the maintenance of the Reformatory for the year ending 30th September, amounted to \$23,324 43, of which a detailed statement is annexed; as is also a return showing the cost of each inmate, under the various headings of expenditure and the aggregate of the whole, to have been \$132.52 per head. The cash receipts from the various shops amounted to \$3934.10, in addition to which the sum of \$1517.28 remained outstanding, making the revenue for the year \$5451.38. If to this amount is added the value of the work done by the inmates in the various shops, amounting to \$3443.69, on institution account, it will be found that the total value of the prisoners' mechanical labour (excluding all domestic and farm labour), amounted to \$8895.05 for the year.

STATEMENT of the Expenditure of the Provincial Reformatory, from 1st October, 1875, to 30th September, 1876:

Amount paid for the salaries of officers, guards, &c.....	\$10594 75
Food and victualling expenditure	4885 61
Bedding and clothing	3669 46
Fuel, light and cleaning	986 97
Furniture and furnishing.....	411 95
Farm, feed and fodder.....	892 70
Ordinary repairs	378 73
Stationery, printing, postage	218 54
Workshops, tools and fixtures	132 94
Hospital.....	134 00
Chapels, schools, and library	505 46
Prisoners' travelling allowance.....	\$258 00
Officers, " expenses	141 25
Sundries	114 07
	513 32

\$23,324 43

A RETURN showing the cost per inmate under each heading of maintenance.

Daily average 176 boys.

Food	\$27 70
Bedding and clothing	20 85
Fuel, light, and cleaning.....	5 60
Furniture and furnishing.....	2 34
Farm	5 07
Repairs, ordinary.....	2 15
Stationery, printing, postage, &c	1 24
Workshop tools and fixtures	75
Hospital.....	76
Chapels, schools, and libraries	2 86
Incidentals	2 90
Officers' salaries	60 30

\$132 52

CASH receipts for labour :

Received from cigar shop contractors.....	\$3375 44
Sales of farm produce	128 88
Sales of garden produce.....	6 49
Received from work-shops.....	423 29

\$3934 10

OUTSTANDING.

Balance due from cigar contractors	\$1165 91
Balance due from workshops..	351 37

\$5,451 38

PRODUCE OF FARM AND GARDEN.

Potatoes, 123½ bushels	\$ 56 55
Milk, 1051½ gallons	126 18
Beef, 455 lbs.	31 85
Pork, 1910 lbs.	137 03
Hay, Marsh, 15 tons	90 00
“ Timothy, 5 tons.....	50 00
Oats, 178 bushels	71 20
Peas, 28 bushels	19 60
Revenue Account	100 05
Garden Produce	19 72

\$702 18

MANUFACTURED in Cooper's Shop for year ending September 30th, 1876.

Fish half barrels, 545 at 45c.....	\$245 25
Pork barrels, 39 at \$1	39 00
Meat barrels, different sizes, 19... ..	25 00
Churns, 35 at \$1.75	61 25
Do 12 at \$2	24 00
Do 7 at \$2.50	17 50
Do 9 at \$3	27 00
Wash tubs, different sizes, 81	64 10
Stable and water buckets, 95 at 50	47 50
10 gallon kegs, 8 at \$1	8 00
Sundry repairs and sharpening saws	50 00
Outside labour, 379½ days at 40c.	151 80

\$760 40

MANUFACTURED in Shoe Shop for the year ending 30th September, 1876.

Cobourg boots, 561 pairs at \$1	\$561 00
Wellington boots, 13 pair at \$1.50	19 50
Women's and children's boots, 8 pairs at 60c.....	4 80
Men's shoes, 7 pairs at 75c.	5 25
Repairs, soleing, heeling, etc., 536 pairs at 30c.	160 80
Sundry repairs to harness, etc.	8 00
	<hr/>
	\$759 35

MANUFACTURED in Tailor's Shop for the year ending 30th September, 1876.

Summer pants, 258 at 40c.....	\$103 20
Summer coats, 193 at \$1.....	193 00
Winter coats, 318 at \$1 25.....	397 50
Winter pants, 362 at 40c.....	144 80
Caps for boys, 329 at 25c.....	82 25
Bed-ticks, 56 at 10c.	5 60
Pillow-ticks, 145 at 5c	5 75
Sheets, 119 at 10c.....	11 90
Pillow-slips, 126 at 5c.....	6 30
Coats, for discharged prisoners, 34 at \$1 25.....	42 50
Pants, " " " 35 at 40c	14 00
Vests, " " " 35 at 40c	14 00
Towels, 16 at 5.....	80
Boat sail.....	3 00
Revenue account.....	16 25
	<hr/>
	\$1,040 85

WORK done in Carpenter Shop for the year :

New dwelling-house for Mr. McLaughlin, Steward of Reformatory.....	\$187 79
Kitchen for Mr. Loughton.....	11 35
Porch " "	6 00
Finishing tailor and shoe-shops.....	9 40
Fitting up and hanging Reformatory scales.....	8 50
New water-closet for Institution.....	5 15
New desks and seats in Catholic school.....	4 00
Pews, &c., in Catholic church	46 20
Government Bond-room in cigar-shop	9 70
New kitchen, &c., for Mr. Featherstonhaugh.....	24 55
New fences, gates, &c., for dwellings around Institution... ..	13 15
Laying pipes in drains at new dwelling-houses.....	10 55
New dwelling-house for Mr. Rae (not completed).....	127 00
Sundry new articles, sleigh and wagon boxes, racks, seats, &c., wood-boxes, barrows, saw-horses, step-ladders, baker's stools, benches, bed-trestles, handles of all kinds, &c....	57 00
Painting, glazing, &c.....	42 70
Attending masons, and other mason work.....	17 20
Attending and cleaning churches and schools, &c.....	18 50
Repairs of all kinds.....	192 33
Remunerative work of all kinds, cigar-cases, &c.....	62 00
	<hr/>
	\$883 07

ESTIMATE OF EXPENDITURE FOR 190 OFFENDERS (150 in 1875).

	To be voted for 1877.	Voted for 1876.
Rations	\$5,500 00	\$5,000 00
Clothing	2,800 00	2,500 00
Bedding	700 00	500 00
Farm, farm stock, and stables	500 00	500 00
Hospital	100 00	100 00
Library and schools	500 00	500 00
Cleaning, light, and laundry	450 00	450 00
Furniture, tools, and shop fixtures	500 00	500 00
Repairs, ordinary	500 00	500 00
Incidentals	700 00	600 00
Postage and stationery	250 00	350 00
Fuel	0 00	
	<u>\$12,500 00</u>	<u>\$11,500 00</u>

Salaries and Wages :

	No of Officers and Employees.		
Warden	1	1,600 00	1,600 00
Bursar and Deputy Warden	1	850 00	850 00
Surgeon	1	500 00	500 00
Steward	1	600 00	600 00
Chaplains	2	800 00	800 00
Teachers	2	800 00	800 00
Keepers and trade instructors	4	1,600 00	1,600 00
Do Ordinary	5	1,840 00	1,440 00
Farmer	1	400 00	400 00
Stable-keeper	1	260 00	260 00
Day Guard and Drill Instructor	1	260 00	260 00
Night Guards	2	720 00	260 00
Gate-keeper	1	260 00	260 00
Engineer	1	dispensed with	600 00
Temporary assistance	-	200 00	200 00
	<u>23</u>	<u>\$23,190 00</u>	<u>\$21,930 00</u>

SEPARATE REPORTS UPON COMMON GAOLS.

BARRIE GAOL.

<i>Prisoners Committed during year</i>	275
<i>Greatest number confined at any one time</i>	44
<i>Number of re-committals</i>	34
<i>Total cost of maintaining Gaol</i>	\$3,420 28

Statutory inspection was made of this Gaol on the 11th March, and the 20th September. On the first occasion I found it to be in very fair order, and reasonably clean and neat in its various departments. The attention of the Gaoler, however, was called to the necessity of proceeding with the whitewashing as soon as possible.

In the female ward, two female lunatics were confined. Neither neatness nor cleanliness was observable in this ward, but that was in some degree attributable to the character of its inmates.

The locks on the cells of this Gaol have been found to be exceedingly defective, and a short time before my visit, a prisoner succeeded in getting out of his cell, and had nearly cut through the window bars before he was discovered. Some of the locks were under repair at the time of my visit, but I instructed the Sheriff to see that all were attended to.

I found 21 prisoners in custody—15 males and 6 females. Three of the latter, and one of the former were in custody as being insane. As two had not been certified to under the provisions of the Act, I called the attention of the Sheriff to the irregularity, requesting immediate compliance with the requirements of the Act, or the discharge of the prisoners.

The Gaol register showed an enormous increase in the number of vagrants admitted to the Gaol, many of whom were merely committed for a night, and discharged by the Mayor next day. For cases of this kind a lock-up should be provided by the Town of Barrie, as the Gaoler has no authority in law to receive such prisoners.

The system of allowing the Gaoler a certain fixed sum for dieting prisoners in this Gaol, is contrary to prison regulations, and although that sum is only a little in excess of what it would cost if properly done, the violation of the principle is equally baneful.

I found that the County Council of Simcoe gives the Gaoler \$1100 per annum, out of which sum he is expected to pay the Matron and Turnkey, the former \$50, and the latter \$200 per annum, retaining the balance as his own salary. This is a very serious violation of the prison regulations, and one that is calculated to destroy the authority that the Sheriff should have over his subordinate officials.

I have brought these defects in Gaol discipline to the notice of the County Council, requesting their immediate attention to the subject.

At my second visit I found the Gaol generally to be in a most disorderly state, with the loosest kind of discipline and management in every department. Although my inspection was made at 8 a. m., the wards and corridors were still unswept, and shockingly dirty, the sheets on the beds were filthy, and the bedding generally looked dirty, and the beds untidy. The walls were begrimed with smoke, and stood much in need of whitewashing, which the Gaoler admitted was only done once a year. The yards were in a badly kept state, with odds and ends lying about, and the privy in the male airing yard was so filthy as to thoroughly pollute the air. The management of the Gaol affairs, and its general discipline were about as bad as they could well be. The Turnkey had been absent for a week, having leave of absence, and as no one had been appointed to do his duty, the Gaoler was in sole charge, and evidently allowed the prisoners to do as they liked. When I entered, some of the prisoners were shouting, and others were lolling about in the dirty wards. Two boys who had been committed for stealing apples, were associated with the most depraved criminals, although

there was a ward vacant where they might have been confined, but was not used, as its occupation would have entailed a little extra trouble and labour upon the Gaoler. The prisoners in the two lower corridors could pass at any time into the gaol yard, as the door was constantly left open, and no person was near to watch them during most of the time. This has been done continually, although the practice is known to be unsafe, escapes having been made on three occasions. The Prison register was kept in such a slovenly manner, that without explanation, it was impossible to tell how many prisoners were in custody, and in two cases the periods of sentence were not recorded.

There were, on this occasion, 29 prisoners in custody, 16 males and 13 females. Three of the male prisoners were awaiting trial for very serious offences, two were on remand, and one was imprisoned as a debtor. All the other prisoners were under sentence. A man who had been committed as a vagrant, was evidently of unsound mind, and from his story and appearance had been sent by his relations in the United States to Canada in order to get rid of him. To prevent this man becoming a life charge upon the Province, the Sheriff was instructed to place himself in communication with the mayor, in order to have him sent back to the United States as soon as his sentence expired.

Notwithstanding the request I made to the County Council to have the salaries of the prison officials, separately voted and specified, they still continue to vote a bulk amount—viz. \$1200 to the *Gaoler*, out of which he pays \$200 to a Turnkey, and \$50 to a Matron, with their board. Contrary to prison regulations, the Gaoler, and not the Sheriff, appoints these subordinates, practically removing the responsibility from the Sheriff, and preventing the appointment of efficient persons by the lowness of the salary offered. I again brought the matter to the notice of the County Council, requesting them to introduce a by-law defining the salaries of each and all of the Gaol officials, whom the Sheriff should appoint, and for whose character and efficiency he should be held responsible.

The Council was also requested to take steps to lighten the cells for male prisoners in the basement story, by the introduction of barred windows looking into the yard.

Nothing has yet been done to provide a wood-shed, the plans and site for which were approved of a year since. The Gaoler reported that the water supply had been increased by sinking a new well. No action had been taken by the Council to provide drainage from the sinks, although the matter had frequently been brought to their notice.

Enquiry was made by me into the circumstances attending the escape of two prisoners from the Gaol on the 20th August. The circumstances of this and two other escapes under circumstances equally if not more censurable, lead me to the conclusion that the Gaoler is utterly unfitted to hold the responsible position which he does, and the correctness of this conclusion is still further corroborated by the condition and management of the Gaol at my last visit. Under these circumstances I recommend his dismissal from office.

BELLEVILLE GAOL.

<i>Prisoners committed during the year</i>	202
<i>Greatest number confined at any one time</i>	27
<i>Number of re-committals</i>	92
<i>Total cost of maintaining gaol</i>	\$2,481.59

Statutory inspection was made of this Gaol on two occasions during the year. On the 24th March, I found the premises throughout in the highest condition of cleanliness and order, the more remarkable as having been once a most slovenly kept and disorderly prison. It is now second to none in the Province. The furniture, furnishings, bedding and clothing are sufficient, and in good condition; and the ventilation, on the day of my visit was all that could be desired. The regulations in respect to dietary are also strictly adhered to.

I found nineteen prisoners in custody, four of whom were committed as insane, all of whom were subsequently committed to Asylums. Of the other prisoners, seven were vagrants or drunken and disorderly characters; six were under sentences for minor offences, and of man who had been sentenced to the Penitentiary for three years, was awaiting removal.

I recommended that a gas jet be placed in the upper and lower entrance halls, as the Gaol officials complained of the darkness of the entrances at locking-up time. The County Council was requested to order that the work should be done.

At my second visit, the Gaol was found in equally good order. The cases of two insane persons were enquired into, and removal to an Asylum was recommended and carried out.

BERLIN GAOL.

<i>Prisoners committed during year</i>	120
<i>Greatest number confined at any one time</i>	17
<i>Number of re-committals</i>	19
<i>Total cost of maintaining Gaol</i>	\$2,030.54

Statutory inspection was made of this Gaol on the 13th April and 5th September. On the occasion of my first visit I found seven prisoners in custody, all males. One was an urgent case of insanity, and had at the time of my visit been recommended for transfer to the Asylum for Insane, Toronto.

The attention of the County Council was directed to the lack of bathing appliances, and there exists, also, a great necessity for an Hospital Ward, I recommended for their consideration the advisability of erecting a rear extension to the Gaol for an hospital, bath rooms, and water-closets.

The Gaol was found to be in its usual condition of neatness and cleanliness, and with evidences of order and discipline in every department.

At my second visit I found six prisoners in custody, all males. Two were waiting trial, and four were under sentence for larceny. The register showed that no women had been imprisoned since April, and only two since the 1st January. The absence of this class of prisoners is the alleged reason for paying for the washing of the Gaol bedding and clothing.

The Gaol was found to be in most excellent order, with the most scrupulous cleanliness prevailing everywhere. The bedding and clothing were found to be sufficient for the requirements of the Prison.

No complaints were received from the prisoners.

I was glad to find that the County Council had decided to reconstruct the old Gaol, in order to provide proper accommodation for an hospital, stores, and office; and I gave instructions that when plans were prepared that they should at once be forwarded to me for approval, in order that the work might not be delayed.

The Gaol books were examined and found to be properly kept.

BRANTFORD GAOL.

<i>Prisoners committed during year</i>	382
<i>Greatest number confined at any one time</i>	63
<i>Number of re-committals</i>	163
<i>Total cost of maintaining Gaol</i>	\$4,399.91

Inspection was made of this Gaol on the 7th April and 14th September. On the occasion of my first visit I found 32 prisoners in custody, viz., 20 men and 12 women. Of this number, two were certified to be insane, one man and one woman. The woman was found in a dark cell, with nothing but loose straw to sleep on. The excuse offered for keeping her in this condition was, that she was noisy and destructive. This not being considered a sufficient reason, I ordered her removal to one of the ordinary cells in the female ward, and that a male prisoner be instructed to take charge of her pending her removal to an Asylum, which was authorized at the earliest possible moment.

I found the commitments to this Gaol to be greatly increased, the register showing that during the past winter over fifty prisoners have been in custody at one time.

The Gaol in all its departments was found to be in an orderly and cleanly condition. No complaints were received from the prisoners.

At my second inspection I found twenty prisoners in custody,—10 men and 10 women. One of the former was a lunatic, who, although most urgently in need of asylum treatment, remained in custody for a week before his certification papers were completed. Two of the latter, though committed for other offences, were, beyond a doubt, insane, and should have been examined with a view to their transfer to an Asylum.

Complaint was made to me by a female prisoner as to her treatment by the Gaol officials. On inquiry the complaint was found to be groundless.

The Gaol was found in a very clean and well kept condition, with general indications of good management. In the Gaoler's absence the Turnkey informed me that the bedding and clothing were sufficient for the requirements of the Gaol. His attention was called to the fact that two sentenced prisoners wore their own clothing, and he was instructed to have it replaced by Gaol clothing.

The work of raising the yard walls, recommended by me, was in progress; and a minute inspection of the yard surroundings revealed defects which were reported upon to the county authorities, as follows: the working yard of the Prison is also used by the Turnkey's family, and looking into it are several unbarred windows, rendering the yard very unsafe. I recommended that a wall be erected to divide the portion used by the Turnkey from the working yard. I also called the attention of the County Council to the low wall in front of the male corridor, looking into the working yard, which could be used as a step-ladder to effect escapes; also to the inferior description of padlocks on some of the Gaol doors and the yard gate. Until these defects are remedied, the Gaol cannot be reported secure.

BRAMPTON GAOL.

<i>Prisoners committed during year</i>	261
<i>Greatest number confined at any one time</i>	19
<i>Number of re-committals</i>	79
<i>Total cost of maintaining Gaol</i>	\$1,823.52

This Gaol was inspected on the 8th August, on which occasion only one prisoner, a female, was found in custody, who was certified to as an idiot, but judging from the answers to the queries and the woman's appearance, most incorrectly so. The Gaol was found in good order, both internally and in the yards.

This visit was more especially made for the purpose of enquiring into the circumstances attending the escape of a prisoner on the 3d August. The evidence proved that the prisoner, John Mallon, was committed to the Brampton Gaol on the 31st of July, on a charge of burglary, and that he elected to be tried by the County Judge without a jury, whereupon he was sentenced to the Provincial Penitentiary for a period of three years.

With the exception of an insane woman, Mallon was the only prisoner in the Gaol from the time of his commitment until his escape was effected; the circumstances connected with which, are as follows:—On the 2nd inst. he was sentenced, and it was the intention of the Sheriff to transfer him to the Penitentiary on the 4th. On the intervening day (the 3rd) he was let out of his cell in the morning by the turnkey between 6 and 7, and about nine o'clock he was placed at work, carrying in wood from the yard to the wood box in the corridor in which he was confined. Objection cannot be taken to using the prisoners' labour for that purpose, provided he is willing to do the work, but as the rules of the prison require that ordinary prisoners, sentenced to the Gaol, should be well guarded when out of their cells, or at work, the most ordinary prudence should have dictated that a prisoner sentenced to a period of three years in the Penitentiary, should have been closely and constantly watched. Such, however, was not the case in this instance, for from the time he was let out in the morning, until he escaped in the evening, between 6 and 7, he had the run of his corridor and two of the yards, and for at least one-half of the day, without being guarded. In one of the yards there was a large quantity of cut wood, as well as a piece of plank and a pole, each about nine feet long. It was proved that the turnkey was away from the Gaol for an hour at breakfast, dinner, and tea, respectively; for another hour in the forenoon, and one in the afternoon, he assisted the Gaoler in his private work at his barn across the road from the Gaol, and at least on two other occasions in taking a walk on the street, showing that for at least half the day the prisoner was unguarded in his corridors or the yards, with the doors between the two wide open. The Gaoler admits that he did not see the prisoner at all from between two and three in the afternoon. His statement that "he thought the prisoner was being watched by the turnkey" is valueless, considering that he himself ordered the turnkey to go over to his barn to work. No order was given by the Gaoler to lock the pri-

oner up, as the regulations require when one or both officials absented themselves from guard.

In the face of such neglect of duty and careless supervision, it is not to be wondered at that a prisoner who was to be removed the following day to the Penitentiary, should have availed himself of the opportunities and means thus offered him to make his escape, which he did by splicing a pole that had been left in the yard to a plank, torn from the cover of the well, with strings made out of his guernsey shirt and drawers, by which means he scaled a wall 19 feet high, and jumped from the top of it to the outside. This is the third escape from this Gaol, two of which were directly due to over confidence, on the part of the officials, in prisoners, and to dependence upon structural restraint instead of personal supervision. Warnings have been given to the Gaoler on no less than five occasions, as my Reports will show, to keep a closer watch over prisoners, and other recommendations were made from time to time to that end.

Knowing that both Gaoler and Turnkey are faithful and honest men, and that they have generally performed their duty to the extent of their knowledge and ability, I regret that I am compelled to report that the escape of John Mallon from the Brampton Gaol, on the evening of the 3rd inst. was due:—

1st. To neglect of duty on the part of the Gaoler and Turnkey, in not locking the prisoner up when they absented themselves from keeping guard over him.

2nd. To neglect of duty on the part of the Gaoler and Turnkey, in absenting themselves from keeping guard over the prisoner when he was out of his cell, working, and in leaving the door between the corridor and the yards open on such an occasion.

3rd. To gross carelessness on the part of the Gaoler in allowing a plank and pole in the yard for more than a week, and which was the chief means the prisoner used to effect his escape.

4th. To an infraction of the rules, on the part of the Gaoler, in ordering the Turnkey who should have been constantly guarding the prisoner, unless relieved by the Gaoler, or locked up in his cell,) to do work for him, to the neglect of his duty.

The evidence also showed that the Gaoler is afflicted with deafness, which must seriously interfere with the proper discharge of his duties.

For this neglect of duty, infraction of the regulations, and carelessness on the part of the Gaoler and Turnkey, I recommended that the Sheriff be instructed to dismiss them from their respective offices.

The evidence showed that the Sheriff took precautions to have the Gaol regulations enforced, and, as much as he could, the safe custody of the prisoners secured.

BROCKVILLE GAOL.

<i>Prisoners committed during year</i>
<i>Greatest number committed at any one time</i>
<i>Number of re-committals</i>
<i>Total cost of maintaining Gaol</i>

Inspection was made of this Gaol on the 9th May and 22nd August. On the occasion of my first visit I found some portions of the Gaol to be in a very clean and orderly state, while other parts were only in a tolerable condition of cleanliness. One of the day rooms for men was very much over-heated, and the upper day room for females was dark and gloomy, owing to the grating over the windows. The yards were found in excellent order, and the ventilation throughout was good.

The regulations requiring all sentenced prisoners to be clothed in prison clothing, I found to be almost ignored. The Sheriff was instructed to make a requisition upon the County Council for 12 suits of clothing, and failing compliance, to report to me. The bedding was found to be sufficient, and the dietary regulations to be adhered to.

I found 20 prisoners in custody, 12 males and 8 females. Three of the latter were committed as insane, but the County Judge having refused to certify to their insanity, although the certificates of two medical men had been obtained, their transfer to an Asylum could not be recommended. The grounds of the County Judge's refusal being that the prisoners were not persons likely to be benefited by Asylum treatment, and not that they were not

insane, I referred the matter for the consideration of the Hon. Attorney-General, being of opinion that the Judge's certificate is required mainly, although not altogether, as a guarantee of the *legality* of the proceedings, while those given by the Medical experts are as to the *mental condition*, and as to the necessity for Asylum treatment, I recommended that the Judge be requested to reconsider his decision with a view to the completion of the papers.

The second inspection was made by Mr. Seoble on the 22nd August, who reported as follows:—

In accordance with instructions, I visited Broekville Gaol, at 2.30 P.M., this day, finding 25 prisoners in custody, 13 males and 12 females; of the former ten were under sentence, 1 waiting sentence, and 2 on remand. Two were sentenced for six months as vagrants. Of the women, 11 were under sentence, and one was insane. The Gaol Surgeon was requested to certify to her with a view to her removal to an Asylum.

The Gaol was in a fair condition of cleanliness, but painting and whitewashing were in progress, which detracted from its tidy appearance; besides, on account of its structural character, this is a difficult Gaol to keep in order.

This Gaol is very strongly built, but the internal arrangement is bad. The doors are of wood, with iron bars running diagonally across, fastening with bolt locks. The cells are roomy and airy; the screens formerly in front of the windows in the women's corridor have been removed and inner gratings substituted, which adds greatly to the light in the apartments. The yard walls are 22 feet in height and are well built; no openings occur so near the angles as to be availed of in attempt to escape. The coping on the walls needs re-pointing. The character of the Gaol, though old fashioned, gives the idea of security. The Turnkey sleeps in the third story of the Court House, remote from the Gaol.

The books were examined and found to be correctly kept. The register is full, and another is required. No entries in punishment book.

CAYUGA GAOL.

<i>Persons committed during year</i>	64
<i>Greatest number confined at any one time</i>	11
<i>Number of re-committals</i>	15
<i>Total cost of maintaining Gaol</i>	\$2,011.00

Inspection was made of this Gaol on the 9th February, 31st May and 25th August. The first of these visits was made by Mr. Seoble, who reported as follows:—

Visited the Gaol at 10 a.m., found it to be in perfect order in all its departments, the corridors and cells being clean, the bedding clean and neatly disposed of in unoccupied cells, the water closets clean and free from smell.

As evinced in the growing number of committals to the Gaol, crime seems to be on the increase in this vicinity, ten prisoners being found in custody, nine men and one woman. Three of the former, and the latter were under sentence, one man committed as insane and dangerous to be at large, and the remainder were awaiting trial, two upon a charge of murder.

So long as the Gaol was tenanted by a very small number of prisoners, its structural defects were not such as could not be overcome, but now that its capacity is tested, the deficiencies of accommodation are strikingly apparent. Principal among these are the lack of day rooms or wards, and of means of separate classification of prisoners. Nothing short of remodelling of the interior, will, however, supply the requisites for a modern Gaol.

The attention of the Gaol Committee is again called to the necessity for furnishing bedsteads. It is impossible to observe neatness and cleanliness in the night cells, unless these are procured. Six iron bedsteads of Gaol pattern should be purchased.

The Gaol books were examined and found to be well kept. The register and daily journal of the movements of prisoners are models of neatness.

The Sheriff was requested to procure a Punishment Book in compliance with the Gaol regulations.

The Gaol is situated on the east bank of the Grand River. The buildings are of cut stone. The Gaol is in rear extension of the Court House, with lean-to additions on north and south ends, giving easy access to any who chose to climb up, to the very windows of the cells.

The interior upper flat of the Gaol building is used for the confinement of prisoners. The cells are very badly arranged. There are no day rooms. There is no provision for proper ventilation. The whole interior needs alteration.

One yard is used both for airing and working purposes. It is surrounded by a board fence that offers very slight obstacle to escape, being only eight feet high. There is a rookery of small sheds on the S.W. angle that affords additional facilities for scaling the fence.

The Gaoler appears to make the best use he can of the limited means at his command, but there is no attempt at classification. The ordinary arrangements of the Gaol are much interrupted on account of the brothers Young, who were committed for trial for the murder of Abel Macdonald. A detective was in the cell with the younger of the prisoners, with a view of obtaining his confidence. A plan of escape was discovered, written on the leaf of a Bible by James Young, and intended for his brother.* The elder brother, John, had been loosening the bars in his cell window, and using the lead he had picked up for writing. These communications were intercepted by the Gaoler, who thus obtained information as to all their plans.

The second visit was made (on the 31st May), in order to investigate into the circumstances connected with the escape of the murderers, John and James Young, on the evening of the 28th May.

The evidence clearly indicates the means that were used by the prisoners in order to effect their escape, and also who was to blame for what would have been the most signal defeat of the ends of public justice that ever occurred in the Province, had a recapture not been effected.

First, as to the method and means used in effecting the escape, It appears from the evidence of the Gaoler, which is corroborated by that of his son, who was acting as temporary Turnkey, and of his wife, who was the matron of the Gaol, that the Gaoler entered the Gaol alone on Sunday evening, the 28th May, at about 7 p. m., for the purpose of giving the prisoners their tea, attending to their wants, and afterwards locking them up in their respective cells for the night. The cells are in the second story of the Gaol structure, the first or ground flat being occupied as a dwelling by the Gaoler's family. The two corridors are only divided from each other by a wooden gate. In cells off the inner corridor three prisoners were confined, one of whom, John Young, was leg-ironed in his cell. Having locked up these prisoners, the Gaoler passed into the outer corridor, in which only one prisoner, James William Young, was confined, locking, in passing, the wooden gate which separates the corridors. He then opened the door of the cell in which James Young was confined, being fastened by a chain from his leg-irons to a ring in the floor, and proceeded to make up his, (the prisoner's) bed. After doing this he was in the act of locking the padlock which secured the iron window shutters, when he was felled to the floor by a blow on the left side of his head from the prisoner's fist. When down, Young must have used the leg irons to beat him into complete insensibility, as the cuts and bruises must have been inflicted by some such weapon. The locks of the leg-irons had evidently been picked by a false key made from a brace buckle, so that the leg-irons could instantly be removed the moment the Gaoler was knocked down. All the keys for opening every door and cell in the Gaol were on one bunch, which was in the hands of the Gaoler when he entered James Young's cell, and these Young secured and opened the wooden gates leading into the inner corridor, and the cell in which John Young was confined; the locks on the leg-irons on John Young were picked with a key similar to the one used for the same purpose by James, which at once gave both the prisoners the free use of their limbs. The entrance gate to the Gaol was then unlocked, and the prisoners passed down stairs and into the yard, one of them carrying in his hand the leg-irons taken from John Young's legs, evidently for the purpose of attacking any one who would attempt to obstruct their escape. Having got into the yard they climbed over the board fence, which is quite easily done at almost any point, and got under the bank of the river (immediately in rear of the yard), which they followed for about half a mile until they reached the woods. From the evidence of the witnesses who saw men running in the direction named at the time of the escape, I think that the Youngs reached the cover of the woods just about the time that the Gaoler recovered consciousness, and was able to get down stairs and give the alarm, but

* This plan of escape was the one that was afterwards so successfully carried out, and of which the Gaoler was fully informed.

before any one started in pursuit they must have had a start of not less than half an hour. The leg-irons and chains as well as the false keys were left in James Young's cell. John Young's leg-irons were carried down stairs and thrown upon a sofa in the lower hall, and both of the cells in which the prisoners were confined, as well as the inside wooden door and the outside iron gate, were left open, but the keys of the Gaol had not been found, having in all probability been carried off by the prisoners.

Such being the method and means adopted by the Youngs to effect their escape, it now devolves upon me to show who is to blame for the unfortunate occurrence; and, at the outset, it is almost unnecessary to state that if the Gaoler had not entered the corridors and cells of his Gaol on the occasion referred to, without having present a Turnkey, as the Gaol regulations require, the murderers Young would not have escaped.

Such an act on the part of a Gaoler, at any time, is attended with danger to himself and the safe custody of the prisoners; but when he has in charge two murderers under sentence of death, the risk and foolhardiness of the act is as inexplicable as it is unpardonable. The reason that the Gaoler gave for entering the Youngs' cell alone (not only at the time of escape, but on many previous occasions), namely, that the prisoners were both leg-ironed, and that one was chained to the floor as well, only shows that he does not possess the proper qualifications for a position requiring the exercise of such habitual vigilance and caution as will successfully cope with the desire of such prisoners to effect their escape, and their ingenuity to accomplish it. And it will not be denied that to enter the cell of a condemned murderer alone with the keys of every corridor, cell and door in the prison in one's hands, is quite sufficient to create a desire and incite ingenuity on the part of such prisoners. Further, the Gaoler cannot plead ignorance of the intentions of the Youngs in this respect, for Detective Murray stated in his evidence, at the time of his trial, that James Young had informed him that they purposed knocking the Gaoler down when he came into the cell, in order to effect their escape, which intention they exactly carried into effect.

The official conduct and action of the Deputy Sheriff in connection with the custody and escape of these prisoners, is sufficiently well shown by the evidence of that officer, sworn and subscribed to, to require much comment from me. Such gross ignorance of well defined duty, and culpable indifference to, and neglect of the most ordinary precautions for the safe custody of condemned murderers, have never before come under my notice. Owing to the advanced age of the Sheriff (his father), the Deputy is *de facto* Sheriff, and as such, the chief executive officer of the Gaol. But he was, or assumed to be, unaware of that fact so plainly stated in the Gaol regulations, and left the management of the Gaol entirely and absolutely in the hands of the Gaoler; he never appointed the turnkeys, and in fact did not know that it was compulsory to have one; he did not know when the post of turnkey was vacant, or who filled it for the time being; and although the Council voted a salary every year to that official, he allowed the Gaoler to draw it whether there was a turnkey on duty or not. Although the Gaol was externally notoriously insecure, and internally badly arranged and unsafe, and although he knew that the Youngs had made an effort to escape, and, from the evidence of Detective Murray, was aware that they intended to make an attempt to obtain their liberty in the very way that they subsequently did, still not only did he not appoint an extra guard, but he left the post of turnkey vacant (for it is a farce to suppose that the sons of the Gaoler had been thought to act in that capacity until after the escape, being mere lads of thirteen and sixteen years of age), ever since the Youngs were condemned to death, a period of two months, and left the Gaol in charge of one man, the Gaoler, whose resignation he had accepted a few months before for drunkenness and insubordination. From the evidence of the Gaoler, it would appear that the Deputy Sheriff only saw the Youngs some five or six times since their commitment; and from his own admission, it is clear that he had not seen them for three or four days before the escape, and the so-called turnkey had not seen them for ten days. Even after the escape, the Deputy Sheriff was true to the character he had made for himself in connection with Gaol matters, for instead of offering a *distinct sum* as a reward for the recapture of such notorious murderers, he only stated that a *handsome* reward would be given.

Having regard to the foregoing facts, involving gross carelessness, neglect of duty, and disregard of Gaol regulations on the part of the Gaoler and the Deputy Sheriff, the dismissal of these officials was recommended.

Representation was made to the County Council, again pointing out the insecurity of the Gaol building, and recommending that such alterations should be made as would render it secure,

and give it the appliances that are necessary in modern Gaols. In consequence of this recommendation, I visited the Gaol on the 25th August, to confer with the special Committee appointed by the County Council, with reference to the alterations, additions and repairs necessary to be made in order to comply with the provisions of the Prisons Inspection Act of 1868. It was urged by a majority of the Committee that the accommodation afforded by the Gaol was generally sufficient for the requirements of the County, and that while they were ready to make any necessary repairs, the County should not be asked to build a new structure. I pointed out that as there were on some occasions as many as 15 prisoners in custody at one time, while there were only seven cells, neither a proper separation of the sexes, nor a classification of the prisoners could be carried out. The defects in arrangement, combined with the external insecurity, owing to the want of a wall around the Gaol yard, warranted my requiring the County Council to erect a new structure in rear of the present building, in accordance with the suggestion made by me in a previous communication to the Warden. The members having urged that, in the present financial condition of the County, the erection of a new Gaol structure would place a very serious burden upon the ratepayers, I proposed the following compromise, viz:—

1st. That the present building should be given up entirely for Gaol purposes, and that it should be remodelled and reconstructed internally, in order to obtain the requisite space for the proper classification of prisoners, and to overcome its present defects.

2nd. That a dwelling house be erected for the Gaoler, adjoining the Gaol.

3rd. That a stone wall be erected to enclose the Gaol yards, enclosing a larger area than the present board fence, with a partition wall to divide the Gaol yard from that used by the Gaoler's family. The stone wall to be 18 feet high.

The members of the special Committee accepted this compromise, and agreed to engage an architect to make a sketch plan of the proposed alterations. Subsequently, the work was submitted to tender, and an offer accepted for its completion.

At my last visit the Gaol was found in as good order as the structure will admit, and was clean and well kept throughout. The air in some of the cells was impure, owing to the confined cell space and small window openings.

There were five prisoners in custody, the two Youngs, one man committed for assault, one for selling liquor to Indians, and an insane woman, who had not at that time been certified to under the Act. The precautions which I instructed the Sheriff to take in order to secure the safe custody of the murderers, (Young), were being strictly enforced, and there were then on duty at the expense of Government, two night-guards and one day-guard, and at the expense of the County two night-guards and one day-guard. The Youngs were also securely fastened by their leg-irons to rings in the floors of their respective cells.

The Gaol books were examined and found to be correctly kept.

CHATHAM GAOL.

<i>Prisoners committed during year</i>	155
<i>Greatest number confined at any one time</i>	31
<i>Number of re-committals</i>	21
<i>Total cost of maintaining Gaol</i>	\$3,810.27

Inspection was made of this Gaol on the 11th February and the 12th July. The first inspection was made by Mr. Scoble, who reported as follows:—

Visited the Gaol at 10.30 a.m. Found the general condition to be very good; the beds and bedding clean and neatly made up; the cells clean and well ventilated. At the time of my visit the prisoners were engaged in holy-stoning the floors of the corridors, and cleaning the ironwork. The execution of this work of course detracted from the appearance of neatness, but evidences of cleanliness and order were everywhere apparent. The ventilation was particularly good, no offensive smell whatever being noticeable even in the water-closets. The water supply is sufficient. I found 25 prisoners in custody: 21 males and 4 females. One of the latter was sentenced for two years to the Central Prison, by the Police Magistrate. As that prison is intended for male offenders only, the sentence cannot be carried into effect. One of the men was committed as insane. He will be removed as soon as a vacancy occurs in London Asylum. Another man, acquitted of cutting and wounding on the ground of insanity,

will also be transferred. He has already been a patient in Malden and London Asylums. Of the remainder, fifteen are under sentence, six are awaiting trial, and one is confined as a debtor. I examined the Gaol books, and found them to be neatly and correctly kept. There is no punishment book, the one formerly in use being filled. The discipline and management of the Gaol reflect great credit on the Gaoler and his subordinates.

A second visit was made by me on the 12th July, on which occasion I found it throughout in admirable order and thoroughly clean, the bedding being very neat and tidy in appearance.

The wood-yard required to be cleaned up. The other yards were in a well-kept state.

The keeper of the Gaol reported the drains in a defective condition, with bad smells, indicating a stoppage somewhere, and most likely a want of trapping. It appears, also, that there is a cesspool about twenty yards from the gate, and immediately in front of the house, with an overflow to the river. Considering the importance of effective drainage, I recommended the construction of an arched sewer from the building, to connect with the one below the cesspool, and of doing away with the cesspool.

There were in custody at my visit 11 prisoners, of whom 9 were men, and 2 were women. Three of the men were waiting trial, and six were under sentence. The two women were under sentence, one of them for a period of two years to the Central Prison, for the larceny of wearing apparel to the value of \$15. As this woman could not be received into the Central Prison, her case and the circumstances connected with her commitment were brought under the consideration of the Attorney-General, and she was discharged from custody.

The regulations in respect to sentenced prisoners' clothing were not carried out strictly, some having only shirts, others trousers, etc. The Sheriff was instructed to make a requisition upon the County Council for twenty (20) suits of prisoners' clothing for males, of uniform pattern and make, the trousers to be made of two colours of cloth—one leg of light grey and the other of dark,—and the coat to be some plain but distinguishing colour.

The Gaol Register was found to be very neatly kept. The Gaol Surgeon's book should be always obtainable for the inspection of the Inspector, which is not the case.

CORNWALL GAOL.

<i>Prisoners committed during the year</i>	75
<i>Greatest number confined at any one time</i>	15
<i>Number of re-committals</i>	21
<i>Total Cost of maintaining Gaol</i>	\$1,858.35

Inspection was made of this Gaol on the 9th May and 22nd August. On the occasion of my first visit, I found the Gaol in fair order, and reasonably clean and neat. From the presence of smoke in the corridors, I imagine some of the flues were choked up, and instructions were given to have the matter looked into when the stove-pipes were taken down. Whitewashing had just been completed, and I recommended that in future the cut stone in the corridors should be whitewashed, and the lock plates painted black, as these things add much to the appearance of the Gaol.

The yards required cleaning. A step ladder, that had been used in the whitewashing, was found in the men's airing yard. The Gaoler was instructed that this should not be allowed, even for a single night. He was further instructed that if it was necessary for the Turukey's family to use any portion of the men's airing yard, that a high board fence must be erected round such part, as no one but the Gaol officials should have the means of communicating with the prisoners. This matter, together with the removal of the water closet, and making connection with the main sewer, was brought to the attention of the County Council.

Eight prisoners were found in custody, 6 males and two females. Three of the number, two men and one woman, were certified as insane. One man was recommended for transfer to an Asylum, but the other two were imbeciles, who would not benefit by Asylum treatment. Subsequently the woman died in Gaol, and the man was removed to Orillia Asylum. Three prisoners were waiting trial, one of whom was extradited from the United States.

The Gaol Books were examined, and found to be correctly kept. No complaints were received from the prisoners.

The second visit was made by Mr. Scoble, who reported as follows:

I visited the Gaol at 8.30 a. m., when I found eight prisoners in custody, 7 men and 1 woman. Two of the former were under sentence for minor offences, three had been waiting trial, on a charge of forgery, since the 17th February, and the two remaining men and the woman were committed as insane. One of the men appeared to be perfectly recovered, and the Gaol Surgeon's attention was drawn to this case, with a view to his discharge. The woman has been twice committed as insane. It appears, upon enquiry, that she is unhappy in her domestic relations. As she seems to be perfectly sane at the present, the Gaol Surgeon was requested to make a special report in her case.

The Gaol was fairly clean, but not tidily kept. The yards were not orderly, and many things were left in them that should not have been there. A portion of the airing yard is cultivated as a garden. This was forbidden for the future, it being contrary to Gaol regulations.

Nothing has yet been done to the water-closet. It is evident that the sewerage cannot much longer be buried in the Gaol yard, without detriment to the health of the inmates. The attention of the Gaol Committee was called to this matter for the third time.

The Gaol yards are most insecure. The walls in the men's airing and working yards are only 17 feet high instead of 19 feet high. Buttresses project inside, to within three feet of the top, having irregular faces, affording foothold. The gateway of the working yard is secured by a slight iron bar, and a 2-inch common padlock. The angles formed by the yard and prison walls could easily be scaled, by means of window openings, projections on the walls, and the proximity of the Gaoler's kitchen on the west. The wall in the women's yard is only ten feet high, with a porch to within three feet of the top. A stairway by the side of the county buildings opens upon a platform, within three feet of the working yard wall, affording easy access from the outside. Altogether, I deem these yards to be extremely insecure.

All these defects have been referred to in previous inspection minutes, and I again brought them to the notice of the Gaol Committee.

An escape took place from the Gaol on the _____, but the prisoner was shortly afterwards recaptured. The escape was, to a certain extent, due to the defects before referred to, but also to the careless guard exercised over prisoners.

COBOURG GAOL.

<i>Prisoners committed during the year</i>	181
<i>Greatest number confined at any one time</i>	31
<i>Number of re-committals</i>	58
<i>Total cost of maintaining Gaol</i>	\$4,031.39

Inspection was made of this Gaol on the 25th April and the 29th August. On the occasion of my first visit, I found the various corridors, cells, and wards of the Prison in the most commendable state of cleanliness and good order.

The removal of the verandah from the outer windows of the south lower corridor, has very much lightened that formerly dark portion of the Gaol, which might still further be improved, without endangering the safety of the corridor in the slightest degree, if the flat bars attached to the outside iron grating were taken off.

While the bedding was reported by the Gaol officials to be sufficient, it was quite evident from the appearance of some of the sentenced prisoners, that there was a scarcity of Gaol clothing, and the Sheriff was instructed to make a requisition upon the County Council for 10 or 12 suits.

The yards were in course of being cleaned up. The water-closets were in as clean a state as they can be placed in, but disinfectants were required to be used pretty constantly.

At this visit there were 26 prisoners in custody, of whom 20 were males and six were females. Two of these prisoners were committed as lunatics, although only one was so certified, for whom a warrant had issued for transfer to Toronto Asylum, but the Medical Super-

intendent refused to admit, owing, as he stated, to the person being *idiotic*. The matter was brought to the notice of the Provincial Secretary.

One man was under sentence to the Penitentiary for a period of four years, and another to the Central Prison for one year, and one man was waiting trial for forgery. All the rest of the prisoners were under sentence for short periods to the Gaol, for petty larceny, vagrancy, drunkenness, assault, &c.

There were two cases, however, among the latter class, that I brought to the notice of the Honourable, the Attorney-General, with a view, if possible, to the correction of some of the misuses of this Gaol.

1st. In the case of a woman committed from the neighbouring town of Port Hope, as a vagrant, but who, I was credibly informed, was taken from a private house by the constable, the girl having \$5 in her possession when brought to Gaol, the fact being that she was brought to Gaol to be confined, which occurrence took place a week after her commitment. Why this girl should have been sent to Gaol, when there is a Lying in Hospital in Toronto, partly supported by the Government; or why she was committed as a vagrant, from a private house with money in her possession to pay for her support, is one of the mysteries of Police Magistrates' law.

2nd. A man was committed by the same Magistrate as a vagrant, when really the man was so far gone in consumption, that he might not live a week.

The various books were examined and found to be well kept.

The prisoners were all conversed with, and no complaints were received.

The second visit was made by Mr. Scoble, who reports as follows:—

Visited the Gaol at 6.30 a. m., finding 11 prisoners in custody, seven males and four females; five of the former and two of the latter were under sentence, one man and two women awaiting trial at the assizes for very serious offences, and one idiot boy, who is recommended for transfer to the Asylum for Idiots as soon as open.

The man waiting trial for forgery appears to be suffering from Phthisis, as he has been spitting blood copiously. He has been in Gaol nearly 8 months, having postponed his trial from the spring assize. Another man, sentenced for six weeks for assault, was not in Gaol clothing, and had been in the habit of getting food from outside the Gaol, as he was supposed to be a respectable man. This was prohibited in the future.

The Gaol was in good condition, though the wards and cells on the south side are still very dark. It was found, however, that the lattice bars could not be removed, as suggested in the Inspector's minutes, as many of the inner bars had been sawn through. The walls of the yards are 17 feet high, plastered on the inside, but access from the outside can easily be obtained by means of a trellis, which is fastened to the outside wall on the south side, in order that vines may be trained against it. This matter is left for the Inspector's consideration. The corridors, cells and yards are in a cleanly condition, and the discipline and management of the Gaol is exceptionally good.

The Gaol books were examined, and found to be correctly kept. Punishments are entered in the book provided for the purpose.

GODERICH GAOL.

<i>Prisoners committed during year</i>	139
<i>Greatest number committed at any one time</i>	26
<i>Number of re-committals</i>	21
<i>Total cost of maintaining Gaol</i>	\$2,080.62

Inspection was made of this Gaol on the 6th September. I found 11 prisoners in custody, 10 men, and 1 girl under 14 years of age.

Two of the men were committed as insane. Although one had been in prison for nearly three weeks, the necessary papers to secure his transfer to an Asylum had not been received at the Department of the Provincial Secretary. This was the more inexcusable as the man appeared to be likely to benefit by Asylum treatment, and as there was plenty of room for warrant cases in the Asylum at the time. The Sheriff was requested to report to me for the information of the Government, who was responsible for the delay through which the man may possibly have, from lack of proper treatment, become chronically insane.

Two others of the male prisoners were waiting trial, and the remainder were under sentence. The Sheriff was instructed to report all prisoners sentenced for periods of four months up to two years, which had not been hitherto done.

The general state of the Gaol, as regards cleanliness and order, was fair. The building and clothing were reported by the Gaoler to be sufficient for the requirements of the Prison.

I brought under the notice of the County Council the following defects and requirements in connection with the Gaol structure, and requested that immediate steps might be taken to remedy the one and supply the other.

1st. Covering must be placed from wall to wall at the angles of the yards opening out from corridors Nos. 1 and 2. This is absolutely necessary to the safe-keeping of prisoners, as the window openings form a perfect ladder which can be used in effecting escapes.

2nd. Pointing the walls, and repairing foundations of the water closets.

3rd. Removing the common padlocks on corridor and cell doors, and replacing them with Chubb's (or other good makers') solid wrought iron padlocks.

4th. Heightening the chimneys to prevent their smoking.

5th. Furnishing sufficient paint for the wood and iron work of the prison, the labour to be done by prisoners.

The Sheriff was requested to communicate with the Warden of the County, making requisition for these alterations and repairs, and to report to me the result of his demand.

The various books were examined and found to be correctly kept.

GUELPH GAOL.

<i>Prisoners committed during year</i>	233
<i>Greatest number confined at any one time</i>	25
<i>Number of re-committals</i>	24
<i>Total cost of maintaining Gaol</i>	\$3,598.38

Inspection was made of this Gaol on the 13th April and 5th September. On the occasion of my first visit I found 14 prisoners in custody, 11 men and 3 women. One of the men had been committed as insane, but owing to differences of opinion on the part of the examining authorities, the certificates had not been completed in his case. Judging from appearance and manner, and from his hallucinations, the man was undoubtedly insane, and the attention of the examiners was again directed to his case. One of the prisoners was sentenced for a long period, but owing to his being maimed, he could not be transferred to the Central Prison, as he otherwise would have been. The remainder of the prisoners were sentenced for minor offences.

The condition of the Gaol was very good, both in respect to cleanliness and order. The corridor floor, so frequently complained of, had been renewed. The Prison officials reported a sufficiency of bedding and clothing for the requirements of the Prison.

The various books were examined and found to be correctly kept.

The second inspection was made on the 5th September. I then found in custody 11 prisoners, 6 men and 5 women. As the latter were all sentenced to long dates, the Gaoler was requested to keep them employed in making up and mending any articles of bedding and clothing that might be required for the Gaol. Two of the men had been re-transferred from the Central Prison as witnesses in a criminal case. As the term of sentence of one had nearly expired, the Sheriff was authorised to retain him in custody, and discharge him on the expiration of his sentence.

The Gaol was only in a fair condition of cleanliness and order, but the yards were thoroughly well kept. A much needed addition has been made for a gaol kitchen, and the kitchen and laundry formerly used, have been transferred from the interior of the building to the addition.

Enquiry was made into the circumstances attending the escape of a prisoner on the 10th July. It appeared that the Turnkey had a gang of eleven prisoners cutting wood in the working yard. He absented himself from them for a short time in order to let out a visitor, during which time the prisoner smashed the padlock on the large gate, through which wood is brought for prison purposes, and opening the gate, effected his escape. If any one is to blame in the matter, it is the Gaoler, who should have been present, either to let out the

visitor, or to take the Turnkey's place while he did so. Considering the expeditious manner in which the escape was effected, I am, however, inclined to a lenient view of the case in so far as the Gaol officials are concerned.

The locks on the gate were the ordinary useless jappaned padlocks; and as a similar kind had been put on again, I instructed the Sheriff to have them replaced by the steel Chubb padlock.

HAMILTON GAOL.

<i>Prisoners committed during year</i>	1,041
<i>Greatest number confined at any one time</i>	111
<i>Number of re-committals</i>	575
<i>Total cost of maintaining Gaol</i>	\$7,275.00

Inspection was made of this Gaol on the 14th of February and 23rd of May. The first visit was made by Mr. Scoble, who reported as follows:—

“Visited the Gaol at 9.30 a.m. Found the general condition of the Gaol very good, the beds and bedding clean and neatly made up, the corridors and cells clean and tidy, the yards in good order, and good discipline and management apparent in every department.

It is to be regretted that, considering the care and expense attending the construction of this Gaol, that there should be defects in the ventilation and drainage. Despite the windows in the corridors being open, bad ventilation was apparent, particularly so in the east basement corridor and dark cells, and in No. 1 corridor east. In the upper flats and on the west side it is better, but the atmosphere is not pure. The cement flooring seems to be a failure, being worn out in many places, both in cells and corridors.

The supply of bedsteads is not equal to the requirements of the Prison at present, and many beds are made up on the floors. As this practice is destructive to the building, and is not cleanly or tidy, the purchase of additional bedsteads is recommended.

As the dry-earth closet system appears to be a failure, it is requested that the Gaoler report upon his trial of the system, and his views as to the causes of failure.

The yards all require to be gravelled or paved with cobble-stones; at present they are so muddy as to be almost useless for working.

I found seventy-nine prisoners in custody, fifty-seven men and twenty-two women. Four of each sex are committed as insane and dangerous to be at large. A coloured woman, committed as insane, was apparently dying at the time of my visit. The other women are fit subjects for Asylum treatment. The two others have been in the Gaol for a long time, and one seems more idiotic than insane. Of the male lunatics, one has already been in Toronto Asylum, having been transferred thence from the Central Prison. Michael McConnell, found guilty of murder is sentenced to be hanged on the 14th of March.

I found three prisoners sick in their cells, and one in the hospital. On examining the Gaol Surgeon's book I found no directions for the treatment of these prisoners. This should be amended, as unless written directions are given, the Gaoler and Turnkey cannot be held responsible for any neglect or want of attention to the requirements of the sick. The date and hours of the Gaol Surgeon's visit should also be distinctly specified on each occasion. With so large a number of prisoners as are at present confined, the visits should be made daily, at a certain hour.

The dietary is not strictly in accordance with the Gaol regulations, but, as understood with the Inspector, certain deviations are allowed.

The Gaol books were examined and found to be correctly kept.

The entire discipline and management of the Gaol are such as to reflect the greatest credit upon the officials, and leave nothing to be desired.

Order and regularity are strictly observed in every department, and rigid discipline enforced.”

The Gaoler made the following report upon the dry-earth system. As the experiment was fairly tried and has failed, it may be taken for granted that it is not adapted for the use of Gaols:—

"As requested, I beg to report upon the "Dry earth closet system," and my views as to the cause of its having proved a failure, as applied to the Hamilton Gaol.

I may say that theoretically the system is perfect, and have no doubt but, when possible to get *good dry earth*, and in places to which prisoners sentenced to *long periods* are consigned, it might be found practical. But my experience proves it to be impracticable, as applied to *Common Gaols*, where prisoners are confined for *short periods*, and whose time expires by the time they have become habituated to the system. Then again, many of the prisoners are utterly careless, and some of them old and infirm creatures and cripples, who, simple as the system is, will neglect it. There is also the difficulty, in fact the impossibility, of getting good dry earth, capable of absorbing the moisture of the excrement and the urine; and then again, the difficulties are increased from the fact that common buckets are used instead of properly constructed earth closets. We invariably found, when emptying the buckets each morning, that the contents had formed a plastic mud, which it was impossible to empty without scraping."

My second visit was made on the 23rd May, on which occasion I found 49 prisoners in custody—20 men and 29 women. One of the former was an idiot, whose transfer was recommended to the Orillia Asylum when opened. Three of the latter were not proper subjects for Asylum treatment.

The prompt removal of a large number of criminal vagrants, who, to a certain extent had made this Gaol their home, to the Central Prison, has helped to stamp out the offence of habitual vagrancy in the city, and left barely sufficient able-bodied prisoners in the Gaol to perform the ordinary industrial and domestic work of the Prison.

KINGSTON GAOL.

<i>Prisoners committed during year</i>	299
<i>Greatest number confined at any one time</i>	56
<i>Number of re-committals</i>	47
<i>Total cost of maintaining Gaol</i>	\$4,217.16

Inspection was made of this Gaol on the 11th January and the 16th May. The first inspection was made by Mr. Scoble, who reports as follows, viz. :—

41 prisoners—25 males and 16 females, found in custody. Of this number there were 3 men and 2 women committed as insane, and 1 girl as an idiot. Two men were under sentence, and 2 awaiting trial. The remainder were committed for minor offences,—chiefly vagrancy. It is a practice which cannot be too strongly condemned, that poor, and in some cases apparently respectable, persons, should be committed to gaol as a refuge, or temporary shelter for the destitute, innocent of crime; on this occasion the impropriety is more forcibly brought to notice by the imprisonment of three children, of tender years, for periods of from two to six months. The atmosphere of a gaol cannot be suited to children, no matter how humanely they may be cared for.

The general condition of the Gaol was very good, the walls being thoroughly whitewashed, and the floors of cells and corridors very clean. The temporary partitions for W. C.'s in some of the wards should be replaced by more permanent work, as a shaly partition detracts from the general appearance of the ward. The beds and bedding were clean and sufficient. Owing to the winter setting in while a drain was being built, the working yard was not as tidy in appearance as usual.

The airing yards were in better order. The water closet in the working yard requires to be emptied. The drains having been opened and cleaned last autumn, are in a satisfactory condition. The water supply is in course of being increased by widening and deepening the well.

The Gaol kitchen was examined, and the dinners inspected. They were found to be well cooked, and strictly in accordance with the Gaol regulations. The cost of rations per day is stated to be only 7½ cents. The whole management of the Gaol dietary, and the admirable manner in which the dietary book is kept, reflects the greatest credit upon the Gaoler.

The Gaol clothing appears to be sufficient in quantity in all articles, except caps and mitts, and the Sheriff was requested to make application for a sufficient number of these to supply working prisoners.

The various Gaol books were examined, and found to be admirably kept. The discipline of the Gaol was most excellent, and good management was apparent in every department.

My second visit was made on the 16th May, on which occasion 30 prisoners were found in custody, 22 men and 8 women. Six of these prisoners were certified under the provisions of Statute to be insane, three of whom had been warranted to Rockwood Asylum, and were shortly to be removed. Another was certified to be insane, and was recommended for transfer to Rockwood. An idiot girl will be transferred to Orillia Asylum, as soon as that establishment is ready for patients. In this manner all the mentally defective prisoners will be removed from Gaol, except one woman for whom nothing can be done at present. Of the remaining prisoners, only five are under sentence for criminal offences; all the rest for vagrancy and drunkenness.

The condition of this Gaol was, as usual, most satisfactory; every ward, cell and corridor being clean, neat and well kept. The yards were also found in a very tidy state.

The appearance of some of the prisoners indicated that an addition should be made to the stock of prison clothing. The bedding is reported by the Gaoler to be sufficient for the present requirements of the Gaol.

Now that all the long date prisoners are removed to the Central Prison from the Common Gaol, it is my intention to revise and simplify the dietary regulations, reducing, if possible, the dietary classifications to two. The Gaoler, who has had great experience in gaol management, and has systemized the dietary arrangements better than any other Gaoler in the Province, was requested to report his views upon the subject as soon as possible.

I brought under the notice of County Council, the insufficiency of the salaries paid to the Turnkeys of this Gaol. The amount, \$200 per annum and two rooms in the basement, with fuel and light, is quite insufficient for the married man—and \$200 with a room, out of which he has to pay \$100 for his board per annum, is equally insufficient for the unmarried man. These positions must be filled by men of good character, who possess fair ability and considerable activity. It being simply impossible to obtain these qualities in a man for \$200 a year and a room, the Council was asked to take steps to increase the sum, the more so, as I learned that one excellent Turnkey proposed leaving unless he obtained an increase.

In pursuance of this recommendation, I made a requisition upon the County Council, under the authority conferred upon me by the Prisons Inspection Act, requesting that the salaries should be fixed at the sum of \$300 and \$400 respectively, with rooms, fuel and light. At a meeting had subsequently with the County Council, I agreed to reduce these amounts to \$350 and \$250 respectively, but I have been informed that the County Council have declined to accede to my request, considering the salaries as fixed by me to be too large. The illiberality evinced by this county in dealing with its officials, points to the advisability of removing from their hands the right to fix the salaries of gaol officials, upon whose character and efficiency depends the local administration of justice.

LINDSAY GAOL.

<i>Prisoners committed during year</i>	101
<i>Greatest number confined at any one time</i>	20
<i>Number of re-committals</i>	6
<i>Total cost of maintaining Gaol</i>	\$1,566.13

I inspected the Lindsay Gaol on the 26th April, and found it throughout in its usual excellent condition of order and cleanliness. The bedding was particularly well kept and tidily arranged, although my visit was paid at 7.30 a.m.

The clothing and bedding are reported to be sufficient. The two airing-yards were found to be in capital order. The dry earth system of water-closets is reported to be giving great satisfaction.

Seven prisoners were found in confinement, viz., 6 men and 1 woman. In addition to this number, an old man, who had been committed as a vagrant, died in Gaol on the morning of my visit. No lunatics were in custody at this visit.

The various books were examined and found to be properly kept.

Inspection was again made of this Gaol by Mr. Scoble, on the 30th August, who reported as follows:—

Visited the Gaol at 8 p.m., finding 8 prisoners (7 males and 1 female) in custody. Six of the prisoners were under sentence, and one for want of securities. The female, a girl of even years of age, was committed as a prostitute. Having regard to the tender age of this child, precluding the possibility of the knowledge of the crime she had committed, a memorandum was made in the minutes suggesting the propriety of her removal to some Magdalen Asylum, where a moral as well as physical restraint would be imposed. This case points early to the necessity for a female reformatory, where the effort could be made to reclaim as well as punish juvenile female offenders.

The Gaol was found to be in very good order, the corridors and cells being clean and airy neat, the bedding clean and sufficient, and neatly folded in those cells not in immediate use. The yards were not as tidy as they might have been, as the masons are engaged in pointing the walls and replacing the coping.

Food, other than Gaol rations, having been found in the wards, the Gaoler was cautioned against a repetition of this breach of regulations.

The Gaol books were examined and found to be correctly kept.

Gaol walls 17 feet high. Gaoler does not sleep within Gaol precincts, but immediately outside.

LONDON GAOL.

<i>Prisoners committed during year</i>	743
<i>Greatest number confined at any one time</i>	70
<i>Number of re-committals</i>	319
<i>Total cost of maintaining Gaol</i>	\$6,690.11

Statutory inspection was made of this Gaol on the 14th April and 12th July. On the former occasion I found 55 prisoners in custody,—35 men and 20 women. One of the former, certified as insane, was undoubtedly restored to a sound mind, and his discharge was recommended. There were also four females committed as insane, one of whom had not been certified to. Only one of these women seemed likely to be benefited by Asylum treatment, and her transfer was subsequently recommended.

The Gaol was found in as clean and well-kept a state as its dilapidated condition would admit; and a further examination of the building convinced me that the partial reconstruction recommended by the Special Committee of the County Council, would only result, so far as the structural improvement of the Prison is concerned, in the money being wasted; it being simply impossible to alter the Gaol so as to make it acceptable under the provisions of the Inspection Act.

No complaints were received from the prisoners as to their treatment. The books were examined and found to be properly kept.

At my second visit I found 45 prisoners in custody, viz., 22 men and 23 women; one of the latter being insane, she was transferred to an asylum for treatment.

Five of the male prisoners were awaiting trial, and fourteen were under sentence for minor offences; the remainder being committed for contempt of court and want of sureties. The females were all of the vagrant class, most of them being habitual offenders.

As upon the occasion of my last visit, the Gaol was as clean as it could be expected to be under the circumstances, and the personal cleanliness of the prisoners appeared to be as well attended so as was possible, considering that there was not a bathing-tub in the Prison, and that only a small water supply is provided.

Nothing having been done up to the time of my visit to remedy the defects of this Gaol, the vermin in which are so numerous that the prisoners beg not to be shut up in their cells at night, as they are literally devoured in them,—and having been informed that plans have been prepared embodying alterations, additions, and repairs, but which had not been submitted to me for approval, although I had several times called at the County Clerk's office in order that I might see them, I drew the attention of the County Council to the immediate necessity that existed for submitting the plans, and carrying out the proposed alterations as soon as they should have been approved. Up to the present time this has not been done, and the Gaol still remains in its defective and dilapidated condition.

L'ORIGINAL GAOL.

<i>Prisoners committed during year</i>	30
<i>Greatest number confined at any one time</i>	8
<i>Number of re-committals</i>	5
<i>Total cost of maintaining Gaol</i>	\$938.67

Inspection was made of this Gaol on the 25th August, by Mr. Scoble, who reported as follows:—"I visited the Gaol at 1 p.m., finding four prisoners, all males, in custody. One man was awaiting trial for stabbing, one waiting sentence for theft and breaking gaol, and two under sentence. One of the latter was under sentence of 15 days' imprisonment or a fine of 20 cents (and \$6.55 costs), for stabbing; the magistrate inflicting this punishment because the wounded person failed to appear against him. The Gaoler not having the papers in the case, I requested the Sheriff to forward them for consideration.

"The Gaol was in a fair state of cleanliness throughout. The Gaoler was instructed not to make a garden (as at present), in the Gaol-yard, to have a new lock put upon the door between the male and female airing-yards, and a padlock upon the gateway from the outside. He was also instructed to keep the iron gateway between the wards. He has no turnkey. The means of escape from the Gaol yard were also pointed out to him, and he was instructed not to allow prisoners to be in the yard alone. The walls are only 17 feet high, and present facilities for scaling at the angles.

"The Gaol books were examined. The Register is filled up. The Gaol Surgeon's book has no entry since April 13th, which was the second visit for this year. No punishment book.

"The Gaoler is new, and has no knowledge of what should be done. He seems to be anxious to learn.

"An escape took place on the 27th August, which was not reported until December 6th. The prisoner was allowed to go to the W.C. at about 6 p.m., and it is supposed that he scaled the walls at the angle of the Gaol-yard, where the pointing was defective. An investigation has not yet been made into the circumstances of the escape."

MILTON GAOL.

<i>Prisoners committed during the year</i>	60
<i>Greatest number confined at any one time</i>	12
<i>Number of re-committals</i>	6
<i>Total cost of maintaining Gaol</i>	\$1,157.29

Statutory inspection was made of this Gaol on the 9th September, when I found six prisoners in custody, five men and one woman. The upper corridor of the Gaol, which communicates directly with the lower corridor, was occupied by Whitesides, who was charged with the murder of his father, and a detective. The lower corridor was tenanted by three male prisoners and a female (Whitesides' mother), proving that the separation of the sexes is not provided for in the structural arrangement of this Gaol. This has been reported upon in previous minutes of inspection. The single yard is also used, in common, by the male and female prisoners. This condition of things is not only in violation of prison discipline, but is also most demoralizing in its tendencies.

The ventilation of the lower ward is exceedingly defective, and many of the cells are quite dark. The yard space is very limited, and at some points is most insecure, as the window openings are so close to the angles of the wall as to afford easy means of scaling. There is no prison kitchen, and consequently there are no means for carrying on the domestic arrangements of the prison properly.

For these and other reasons, I had to report the Milton Gaol as being unsafe and unfit for the confinement of prisoners, as required under the terms of the Prison Inspection Act and requested that the County Council would appoint a Special Committee to confer with me with a view to providing a remedy for the defects complained of.

NAPANEE GAOL.

<i>Prisoners committed during year</i>	49
<i>Greatest number confined at any one time</i>	18
<i>Number of re-committals</i>	4
<i>Total cost of maintaining Gaol</i>	\$2,028.68

This Gaol was inspected on the 16th May and 28th August. On the occasion of my first visit I found 11 prisoners in custody,—7 men and 4 women. Two of the former were mental defectives, who were charged with criminal offences, but on being arraigned were acquitted on the ground of insanity. At the time of my visit they had not been certified to the proper officer of the Court. One boy and two girls were idiotic, and their removal to Orillia Asylum was recommended as soon as the Institution opened. Two of the men were awaiting their trial for horse stealing, and another for criminal assault. Two boys were under sentence for larceny, and two women were under sentence for vagrancy.

The Gaol in all its departments was found in the highest condition of cleanliness and order. The yards were thoroughly well-kept, and the general appearance of the Gaol indicated excellent management, and the existence of regularity and order.

The supply of bedding was reported sufficient, but the supply of prison clothing was insufficient. The dietary regulations appeared to be strictly carried out. The various books and records were examined, and found to be posted up and neatly kept.

The second visit was paid by Mr. Scoble, who reported as follows: viz.:—"I visited the Gaol at 2 p.m., finding seven prisoners in custody,—five males and two females. Four of the males are under sentence; the remaining one was an idiot, as were also the two females. These were recommended for removal to the Asylum at Orillia as soon as that Institution is opened.

On examining the Register I found that a man, committed January 7th, for arson, tried at the Assizes 21st March, and acquitted on grounds of insanity, duly certified as insane, was discharged on June 15th by the County Judge, under the 15th section of the Act, without the order of His Honour the Lieutenant-Governor.

The Gaol was found to be in a most creditable condition of cleanliness, the cells and corridors clean and well ventilated, and the bedding sufficient and neatly arranged. The sheets are, however, of a single width common cotton, 28½ inches wide, not covering more than two-thirds of the bed-place. This is absurd economy on the part of the Gaol Committee, as it defeats the ends for which sheets are necessary. The yards and water-closets were tidy and clean.

There are only two suits of Gaol clothing in good condition. The idiot girls are neatly clothed.

The books were examined and found to be correctly kept.

OTTAWA GAOL.

<i>Prisoners committed during the year</i>	811
<i>Greatest number confined at any one time</i>	66
<i>Number of re-committals</i>	335
<i>Total cost of maintaining Gaol</i>	\$6,216.47

This Gaol was inspected on the 10th May and 24th August. On the occasion of my first visit I found that, except where whitewashing was going on, every department was in good order and in a well-kept condition.

The bedding and clothing are reported to be sufficient for the wants of the year, but there is a lack of personal clothing for the female sentenced prisoners. The Sheriff was requested to make a requisition for not less than twenty suits. I observed that the clothing of sentenced prisoners (women) was spread around various cells. I instructed that when the new clothing was furnished, all the articles of dress belonging to sentenced women should be placed in store, in the same manner as the men's.

A bad smell existed in the north basement, which was said to be attributable to the filthy habits of an imbecile vagrant (who is subject to fits) who was confined in that corridor. An

outside cell should be provided for such prisoners, in order to keep the air of the Gaol from being polluted.

On this occasion, I found forty-four prisoners in confinement, viz., twenty-one men and twenty-three women.

The preponderance of women is a new feature in the commitments, and is confined in the Province to the Ottawa Gaol. Most of the men were sentenced to short periods for drunkenness and disorderly conduct, and a large proportion of the women were prostitutes and disorderly characters.

A man who was committed as being insane, was evidently restored to a sound mind. As soon as the examiners certified to this, the Sheriff was instructed to discharge him.

I observed with satisfaction that the prisoners were still kept at work. Eight men were breaking stone, and a considerable number were employed in domestic work, while no less than nineteen of the women were knitting socks.

The Keeper of the Gaol was directed to see that the female prisoners were taken out into the yard for an airing daily.

No complaints were received, and the affairs of the Gaol seemed to be conducted with regularity and order.

A second visit was paid by Mr. Scoble on the 24th August, who reported as follows:—

“I visited the Gaol at 4.30 p.m., on the 24th instant, and found it in charge of one turnkey, the other turnkey and the Gaoler being absent. As I found that it would not be safe to take the turnkey from his duties, I declined to make an inspection.

“I visited the Gaol again at five p.m., on the 26th instant, and found fifty-eight prisoners in custody, thirty-one males and twenty-nine females. Of the former, two were awaiting trial, and the remainder were under sentence for short periods, except a boy of fifteen years of age who was sentenced to four years' imprisonment in the Provincial Reformatory. Of the women, twenty-five were under sentence, one was awaiting trial, and one was reported insane. She appeared to be a fit subject for Asylum treatment.

“On the occasion of my first visit, the yards were in a most disgraceful condition. In the one off the kitchen, ducks were kept, and it was littered with all sorts of rubbish. The larger yard was strewn with fragments of clothing and bedding; an iron spade (for cleaning the furnaces) with a heavy iron handle was lying near the gateway, a step-ladder was in the straw shed; the bed and bedding used by a filthy imbecile was in the well-house where he had been confined it was said, by the Inspector's orders, but whence he had been removed a few days before; the furnace room was open to access by prisoners employed in the kitchen, and heavy iron implements were lying there; two men were not in gaol clothing, although sentenced prisoners; and a laxity of discipline and management was everywhere apparent. At my second visit these things were much improved. I declined, however, to make a minute of inspection until the matter had been reported to the Inspector.

“The Gaoler reported a sufficient supply of bedding, and 38 suits winter, 38 suits men's summer clothing in good order, and 35 suits women's clothing in good order also. The cells and corridors were clean, but the men's day ward was close.

“The women were engaged in making straw hats, and the men were breaking stones.”

OWEN SOUND GAOL.

<i>Prisoners committed during year</i>	148
<i>Greatest number confined at any one time</i>	24
<i>Number of re-committals</i>	57
<i>Total cost of maintaining Gaol</i>	\$3,410.20

Statutory inspection was made of this Gaol on the 22nd of September, when its various wards and cells were found in very good order, and fairly clean throughout. The bedding was reasonably tidy, and was reported to be sufficient for the then wants of the Gaol. I observed that the clothing furnished to the sentenced prisoners was not uniform in pattern. This rule must be observed when the next supply is procured. One leg of the trousers should be light grey and the other dark, so that in the event of an escape the prisoner may have a distinguishing mark.

The yards were found in a tidy and well-kept state. The water closet in the airing

ward for males should be connected with the drain, and the water overflow, so as to enable it to be flushed and kept clean. I brought this work to the notice of the Gaol committee so that it might be proceeded with when the additions to the Gaol were commenced. I directed that the use of the male working yard by the matron for drying her clothes and other domestic purposes should cease, as the practice was both unsafe and improper. The Sheriff was requested to see that some other arrangement was made.

There were in custody at this inspection 17 prisoners, 13 men and 4 women. Of this number no less than 5, and perhaps 6, were mental defectives, viz:—Two women were idiotic, and three men were insane, one of whom had not yet been fully examined, but who appeared to be a proper subject for the Asylum.

A prisoner, committed for want of sureties to keep the peace, gave evidence, from his appearance and manner, of an unsound mind, and it was directed that he should be closely observed by the Gaol Surgeon. Two male prisoners were in custody for want of sureties to keep the peace, five were under sentence, two of whom for sufficiently long periods of warrant transfer to the Central Prison, and three were awaiting trial for robbery and assault. An unusually large number of prisoners are sent to this Gaol on remand for vagrancy and drunkenness, and afterwards acquitted without sentence being passed, a state of things that is calculated to abnormally swell the number of prisoners returned.

The commitment of Hospital and Poor-house cases is still a prominent feature in this Gaol's population. Four deaths from among this class took place last winter.

I was gratified to learn that the contract for the enlargement of this Gaol, which is so much needed, was about to be given out; and I recommended that the work should be pushed forward with all speed, so that the extra accommodation may be available at the earliest day.

The following works were ordered to be done at the same time:—

1st. The locks on the female airing yard changed as already recommended.

2nd. The connection of the male airing yard water closet with the drain and water supply.

3rd. The repair of the floor in the entrance corridor.

I had to call the attention of the Sheriff to the delay that occurs in this Gaol in the examination and certification of lunatics, and to express the hope that the matter would be remedied. The various books were examined and found to be correctly kept. Only three visits are recorded in the Gaol Surgeon's books during September.

It was strongly recommended that one of the dark cells in the ground floor be taken for a furnace room to heat the upper corridors with hot air, having pipes leading from it into the four inner and two outer corridors, and, if possible, into the proposed room for the Turnkey.

PERTH GAOL.

<i>Prisoners committed during year</i>	53
<i>Greatest number confined at any one time</i>	18
<i>Number of re-committals</i>	16
<i>Total cost of maintaining Gaol</i>	\$2,369.87

Inspection was made of this Gaol on the 11th May and 23rd August. At my first visit I found 11 prisoners in custody, among them three insane, and one idiot woman. I was glad to note a reduction in the number of old resident lodgers of the vagrant class, and trust that the Gaol will be used as an Asylum for such people no longer.

The building was found in good order throughout, but not as tidy as usual, partly on account of the cleaning then in progress. The yards were in a well-kept state.

The Gaoler complained of the want of a dark cell for the punishment of unruly prisoners, in consequence of which he was unable to control them. I suggested that a part of the bucket room in the north-east corridor might be used in the meantime, as even the knowledge that such a place exists, has a deterrent effect upon refractory characters.

The Gaol clothing and bedding were reported as being sufficient for the requirements of the prison. The Gaol books were examined, and found to be properly kept.

The second visit was made by Mr. Scoble, who reported as follows:—

Visited the Gaol at 7 a. m., finding 10 prisoners in confinement, 4 men and 6 women.

All of the former are old homeless vagrants, who are thus provided with shelter. Of the women, two are insane, and awaiting removal by the Sheriff, who has a warrant for their transfer to an Asylum. Two very old residents were still in custody as vagrants. The attention of the Sheriff was called to the case of one of the two—who was no longer insane, but was perfectly helpless—with a view to compelling her husband to make provision for her removal to a more fitting place than the Gaol. An idiot girl was awaiting transfer to the Asylum at Orillia. Another woman, committed as a vagrant, was dying of consumption, and should have been in an Hospital, not in a Gaol. In fact, of the ten inmates, there is not a criminal (as such) amongst them. The Gaol is more like an Infirmary than a penal institution.

Every part of the Gaol was found to be perfectly clean and wholesome, save that portion where the helpless woman was confined, where there was necessarily a bad smell. The bedding and clothing were clean and neat, and the inmates seemed well cared for.

The Gaol is very well arranged inside, save that the water closets cannot be used, on account of there being no water supply. They are, therefore, closed up for the present. The attention of the Gaol Committee was called to the necessity for supplying this requirement, and the dark cell asked for in the Inspector's last minute.

The yards are large and convenient, and are surrounded by walls from 16 to 20 feet in height. These can, however, be sealed at any angle by an active man, being built of rough coursed masonry, and affording projections for feet and hands to rest upon. I do not consider these walls safe until the angles are filled in, and an uniform height of 19 feet or more carried out along the whole boundary wall.

PICTON GAOL.

<i>Prisoners committed during year</i>	44
<i>Greatest number confined at any one time</i> ..	5
<i>Number of re-committals</i>	12
<i>Total cost of maintaining Gaol</i>	\$815.89

Statutory inspection was made of this Gaol on the 23rd September, on which occasion only one prisoner was found in custody. Having been sentenced to four months' imprisonment, the Sheriff was reminded that he should have returned this prisoner as being eligible for transfer to the Central Prison.

The Gaol was neither in a clean nor tidy condition, owing, the Gaoler informed me, to repairs having been in progress, and that since they had been completed, the place had not been put in order. He was requested to do it at once. The straw in the beds smelled badly, and evidently had not been changed for a considerable time. The want of good hard water is seriously felt, as not very wholesome soft water is used for all purposes. The County Council was requested to see that a plentiful supply of good spring water was obtained. The pointing of the yard walls had been done, but the want of a proper projection to the coping will necessitate a frequent repetition of that work.

The Gaol Register used is not such as the regulations require, and the Sheriff was instructed to obtain a proper one.

Only one criminal prisoner had been in custody for a period of six months up to the time of my visit.

PEMBROKE GAOL.

<i>Prisoners committed during year</i>	43
<i>Greatest number confined at any one time</i> ..	19
<i>Number of re-committals</i>	6
<i>Total cost of maintaining Gaol</i>	\$2,298.10

Statutory inspection was made of this Gaol on the 13th May and 23rd August. On the occasion of my first visit I found 12 prisoners in custody, no less than nine of whom were committed as lunatics. Four of this number had been certified to, and would have been transferred to an asylum but for informalities in the papers furnished. The papers in one very urgent case had not been made out at the time of my visit. All the other cases were

quiet, harmless imbeciles, who were not likely to be benefited by asylum treatment. The remainder of the prisoners were vagrants.

The upper corridors of the Gaol were found in a very clean state, and in perfect order, but those on the ground floor were not so tidy or so well kept. The bedding was reported to be sufficient for the requirements of the Gaol.

There were some defects in the internal construction of this Gaol which required to be remedied, and which are more specially referred to in my Report upon the escape of three prisoners from the Gaol.

The various books were examined and found to be very well and correctly kept.

At this visit I made investigation into the circumstances connected with the escape of three prisoners from the Gaol on the night of the 30th of April, the circumstances connected with which are detailed elsewhere. Having regard to all the facts brought out in relation to the management of the Gaol and the safe custody of prisoners, I could arrive at no other conclusion than that, notwithstanding the ingenuity of the prisoners, their escape was attributable to gross neglect of duty and carelessness on the part of both Gaoler and Turnkey, and I recommended that the Sheriff be instructed to dismiss them.

The second visit was made by Mr. Seoble, who reports as follows :—

Visited the Gaol at 5.30 p. m., this day. Found twelve prisoners in custody, 8 males and 4 females.

Three of the former are lunatics, who have long been inmates, two are aged vagrants, and three are waiting trial. Of the women, two are idiot sisters, who have been in the Gaol for some time, and one is committed as insane. As soon as the papers in her case are forwarded, she will be transferred to an Asylum. The other woman is sentenced to 30 days' imprisonment for selling liquor without licence.

The Gaol was found to be in a most commendable state of cleanliness in all its departments. The bedding and clothing was clean and sufficient, and the atmosphere of corridors and cells was pure and wholesome.

Great improvements have been made in the Gaol, adding very greatly to its security. The Hobb's padlocks furnished are, however, much too small and light, and should be exchanged for heavier ones. If all the inner doors could be opened with the same key it would be an advantage. The outer doors should have larger and heavier padlocks than is necessary for the inner ones.

The possibilities for escape by sealing the yard walls was pointed out to the Gaoler and Turnkey.

It appears that notwithstanding the recommendation of the Inspector, no Gaol clothing is yet supplied.

The Sheriff is requested to carry out the Inspector's instructions in this respect.

It is a great drawback that no water supply is introduced into the Gaol, it being necessary to carry water from the yard through the corridors, for purposes of cleaning and washing.

The waterclosets in the north yard require to be emptied.

The bedding was reported as sufficient.

The Sheriff is requested to ascertain upon what footing the rations are supplied to the prisoners, as the Gaoler is not aware upon what principle they are furnished. It appears that the Gaoler has been supplying them so far, which is contrary to the Gaol regulations.

The discipline and management of the Gaol appears to be very good.

The books were examined and found to be correctly kept.

PETERBOROUGH GAOL.

<i>Prisoners committed during year</i>	61
<i>Greatest number confined at any one time</i>	14
<i>Number of re-committals</i>	33
<i>Total cost of maintaining Gaol</i>	\$1,967.68

Inspection was made of this Gaol on the 26th April, and 29th August. On the first occasion, I found it in all its departments in very good order. The yards were also thoroughly well kept.

The erection of the wall to divide the men's airing yards, from that used by the Gaoler

for domestic purposes has been completed, and will add to the safety of the Gaol, and facilitate good management.

The Gaoler reports a sufficient supply of bedding and clothing.

There were 11 prisoners in custody, viz., 7 men and 4 women. Two of this number had been certified to be insane, both of whom were removed to the Toronto Asylum. Another man was also committed as being insane, (and for assault). His quiet demeanour, and the absence of anything to denote insanity, were certainly very marked at the time of my visit.

A prisoner had been sentenced about eight months prior to my visit, to eighteen months imprisonment in the Central Prison, but it would seem that the Central Prison bailiff had refused to take him, as he had only one hand. This detention of the prisoner in the Common Gaol, being contrary to the order of the Court and illegal, his removal was ordered. The sentencing of crippled men to a hard labour prison, however, was not contemplated by Government.

All the prisoners were conversed with, and no complaints were received.

The books were examined, and found to be correctly kept.

The second visit was made by Mr. Scoble, who reported as follows :—

Visited the Gaol at 2 p. m., this day, finding seven prisoners (5 males, and 2 females), in custody. One of the former is awaiting trial on a charge of murder. As this prisoner has already attempted escape, and also attempted to commit suicide, it is most necessary that a constant watch should be kept upon him. To this end it is desirable that some trustworthy person should be confined in his corridor, ostensibly as a criminal, who can give information to the Gaoler of any projected escape. During the time this person is in the Gaol, the turnkey must also sleep in the Gaol proper, in order to be on hand in case of necessity. Every precaution must be taken to prevent communication with the outside, as, with a little assistance, escape could be easily effected. Another man is waiting trial for assault. One is under sentence for selling liquor without a licence, and two are committed as lunatics. One of these is an epileptic, and certainly not insane, the other seems a harmless imbecile, but not dangerous to be at large. The Gaol Surgeon and another medical man, having certified that he is insane, it remains only that the County Judge should make enquiry under the Act, and either certify to his insanity, or order his discharge under the 15th section. He must not remain in Gaol under present circumstances any longer than is absolutely necessary for action.

The two women are committed as vagrants.

The Gaoler reports a sufficient supply of bedding, but not of gaol clothing. The Sheriff will be so good as to make up the deficiencies, so that six good suits are constantly in the Gaol. The ventilation is bad in the water-closet in No. 2 ward. As this is not traceable to bad drainage, the Gaoler will use disinfectants to reduce the nuisance.

The Gaol was found to be in very good order, and good management was perceptible in every department. The cells and corridors were clean and well ventilated. The yard on the north and east sides was fairly tidy, but that on the south side was not, owing to the fact that the masons have been at work re-pointing the walls, etc. This work should have been extended to the outside, as there are many places that an active man could scale with ease, and communicate with the prisoners. Under the present circumstances, as the man charged with murder has friends who might assist his escape, it is most necessary that every obstacle should be placed in the way. The coping on the wall requires to be re-set, and means taken to prevent the drip from injuring the wall.

The various books were examined and found to be correctly kept. The Sheriff is requested to procure a punishment book.

SIMCOE GAOL.

<i>Prisoners committed during the year</i>	193
<i>Greatest number confined at any one time</i>	30
<i>Number of re-committals</i>	48
<i>Total cost of maintaining Gaol</i>	\$2,039.52

Inspection was made of this Gaol on the 10th February and 1st June. The first visit was made by Mr. Scoble, who reported as follows :—

“ Visited the Gaol at 8.30 a.m. Was accompanied by the Sheriff during my inspection. Found the general condition of the Gaol to be good, so far as the defects in the construction

will allow. The beds and bedding were clean and neatly made up, the corridors and cells were clean. The ventilation is not good and cannot be, until the drainage is improved, and some system of ventilation adopted. The yards and water-closets were clean. The interior arrangement of the Gaol is most faulty. The locks to the corridor and cell doors are insufficient, as evidenced by the escape that took place last June. The water supply has been better arranged for, since that time, but is still defective.

I found seventeen prisoners in custody, all males. Of this number two are committed as insane, and one as an idiot; another boy, committed for bestiality, is evidently idiotic. Of the remainder, ten are under sentence, two are waiting sentence, and one is on remand. One man is waiting trial for murder.

Enquiry was made into the escape of three prisoners in June last. It appeared from the evidence of the Gaoler and of John Burley, one of the prisoners who escaped on that occasion but was retaken on the 9th of November last, that Reid, one of the prisoners, was detailed to take charge of two of the idiot boys, in the lower corridor of the east side. In order that he might empty their night buckets, the Gaoler was in the habit of allowing him continual access to the yard, and more liberty than the other prisoners. On the evening in question after locking up time, Reid accompanied the Gaoler to get a pail of fresh water from the yard outside the prison proper. The Gaoler allowed Reid to go to the pump alone, and awaited his return at the door of the corridor. When Reid returned, he put the pail of water down in the corridor and leaned against the doorpost of the turnkey's room, stretching his arm inside to where the keys of the back gate of the corridor hung. This could be done without the Gaoler observing him. He remained leaning against the door speaking to the Gaoler for a few moments, and then said he was ready to go in. The Gaoler let him in, and locked the outer corridor gate. In the night, Reid picked the locks of the upper west corridor gate and the cell doors of Burley and Perry, with a picklock made from the wire handle of a pail, went down stairs and unlocked the back corridor gate, of which he had the keys, and returned upstairs to tell these two prisoners that the way was clear. When they got into the yard, they found that a clothes line had been fastened to the window bars of the upper west corridor. With the assistance of this rope they sealed the wall.

The conclusions that I arrived at from the consideration of the evidence were:

1st. That the escape was due to the latitude allowed to the prisoner Reid, in order that he might be made useful as an attendant upon the two idiot boys.

2nd. That lack of discipline exists, in allowing Reid to lounge about in the passage, thereby giving him the opportunity to get the keys of the back gate.

3rd. That gross negligence was shown in allowing a rope to be placed in a room to which the prisoners had access.

The re-capture of Burley and Perry cost the Gaoler some \$200, which he has had to pay out of his own pocket, the County Council having refused to recognize his claim for reimbursement.

The various books were examined and found to be correctly kept. Two punishments are only recorded in the Punishment Book since 8th August, 1875.

The Gaol Surgeon's visits, as recorded, are now sufficient to meet the requirements of by-laws."

My second visit was made more particularly for the purpose of examining the lunatics confined in the Gaol, with a view to their transfer to Asylums. At the time of my visit there were no less than seven in custody. Two of these were idiotic, and were removed to Orillia Asylum when it opened, the remainder were recommended for transfer to the London Asylum.

In addition to the above inmates there were 6 prisoners in custody, 2 men and 4 women. The condition of this Prison in respect to cleanliness and order was only fair, even making allowances for the number of lunatics in confinement, and there was a want of neatness and order in the management which demanded remedy.

The walls were in need of whitewash, and a great deal of plaster was off. I am of opinion that, considering the extent of this dilapidation, it would be better to take the lath and plaster off the walls, and coil with lumber, instead. Something also requires to be done to lighten up the front corridors of the Gaol, the cells at present being little more than dark cells. The Sheriff was requested to bring these structural defects to the notice of the County Council, and to report their action.

ST. CATHARINES GAOL.

<i>Prisoners committed during year</i>	229
<i>Greatest number confined at any one time</i>	36
<i>Number of re-committals</i>	17
<i>Total cost of maintaining Gaol</i>	\$4,091.64

Inspection was made of this Gaol on the 8th February and 24th August. The first visit was made by Mr. Scoble, who reported as follows:—

Visited the Gaol at 3 p.m. Found 26 prisoners in custody, 15 males and 11 females. Seven of the former and 6 of the latter were under sentence, 3 men were waiting trial, one on remand and another detained as a witness. The remainder—3 men and 5 women—were committed as insane. None of the men appeared at all to be dangerous cases, but nevertheless it would be desirable to have them removed as soon as vacancies occur. Four of the women should be first transferred as soon as possible; the remaining one seems a quiet chronic case. The opening of the Hamilton Asylum will give an opportunity for the transfer of these women.

The Gaol was found to be in a very good condition generally, the beds and bedding clean and neat, the corridors clean, and the air sweet and fresh, the cells tidy, the yards clean and well kept, and the general management and discipline good, and reflecting credit upon the Gaol Officials.

The Gaol books were examined and found to be correctly kept. The Surgeon's book shewed that he paid frequent visits. The punishment book showed two punishments for slight offences.

The indiscriminate mixture of prisoners, tried and untried, and of all classes, is an evil that should be avoided, so long as any opportunity for classification remains. The prisoner Rathburn, sentenced for two years to the Penitentiary, should not be allowed to occupy a corridor with unsentenced prisoners.

The presence of other than Gaol clothing in the corridors where sentenced prisoners are confined, should be avoided.

At my visit to the Gaol on the 24th August there were 30 prisoners in custody—19 men and 11 women—Four of this number were of unsound mind, two of whom, although they had been in custody a considerable time, had not then been certified. The Sheriff was requested to comply with the Act with a view either to the removal of the prisoners to an Asylum or their discharge from custody. The others, were an idiot boy, who was removed to the Orillia Asylum on the opening of that establishment, and an imbecile woman.

The condition of the Gaol was very good, although the lower corridors were not as neatly kept as they might have been.

The bedding was reported to be of sufficient quantity, and it was found in fair order.

Some of the sentenced prisoners were not clothed in prison garb, and the Sheriff was instructed to make requisition for a sufficient supply to enable this to be done.

The dietary regulations were carried out, the cooking being done by the turnkeys and prisoners.

The yards were found in admirable order.

ST. THOMAS GAOL.

<i>Prisoners committed during year</i>	170
<i>Greatest number confined at any one time</i>	23
<i>Number of re-committals</i>	7
<i>Total cost of maintaining Gaol</i>	\$3,084.78

Inspection was made of this Gaol on the 9th February and 1st June. Mr. Scoble made the first inspection, and reported as follows:—

I visited the St. Thomas Gaol accompanied by the Sheriff at 1.30 p.m., on the 9th inst., when I found the general condition of the Gaol to be good, the beds and bedding in fair condition, the cells and corridors clean and well ventilated. This being the first visit of inspec-

tion since the appointment of a new Gaoler, it is due to him to say, that his management of the Gaol shows that he is desirous of doing his duty, and it may be hoped that in the course of time, that he will make the Gaol a model in every respect.

I found 11 prisoners in custody, 9 males and 2 females, 2 of the former were awaiting trial and two waiting sentence, the remainder were under sentence for short periods.

Since the Government has granted the aid towards the construction of the Gaol, the attention of the Gaol Committee is drawn to the pressing necessity for a Gaol kitchen. It is urgently recommended that a stone building be erected on the west side of the Gaol, opening into the corridor, and dissociated with the present Gaoler's kitchen. Until this is done the preparation of prisoners' food must always be attended with risk, so long as prisoners are employed. If at the same time a wall were built enclosing a working yard, the labour of the prisoners could be employed to a much greater extent and with much less risk than at present.

The Gaol books were examined and found to be correctly kept. The Gaol Surgeon was requested to enter his instructions as to treatment in a book to be kept for that purpose. The Sheriff was requested to procure a punishment book.

At my visit on the 1st June, there were 9 prisoners under confinement, viz. : 8 men and 1 woman. Seven of the men were awaiting trial, nearly all for serious offences. No complaints were received.

The yards of the Prison were in excellent order, but some of the corridors were very untidy, and, although the inspection was made in the afternoon, they were still unswept. The Gaoler, who had just been in office only a short time, was instructed to see that the utmost neatness and order was enforced.

STRATFORD GAOL.

<i>Prisoners committed during year</i>	206
<i>Greatest number confined at any one time</i>	19
<i>Number of re-committals</i>	33
<i>Total cost of maintaining Gaol</i>	\$2,096.44

This Gaol was inspected on 15th April, and on 6th September. On both occasions the Gaol in its various departments was found in a very well kept and orderly condition.

At my first visit there were seven prisoners in custody—six men and one woman. One of the former, an idiot, was removed to the Orillia Asylum as soon as that Institution was opened.

The bedding and clothing were found to be sufficient for the requirements of the Gaol at that time.

A vagrant was found in bed suffering from pleurisy. It would appear that this man was taken sick at a tavern, and in order to get rid of him, was, while sick, placed on the street, and a charge of vagrancy laid by the owner of the tavern against him, when he was committed to gaol. If the facts stated were as stated to me, a more inhuman act, committed under the cover of the law, could not have been perpetrated, and it should have been examined into by the committing Magistrate.

The books of the Gaol, on examination, were found to be correctly kept. At my inspection in September there were eight prisoners in custody—all males. Three of them were at work in the wood yard, which has only a low board fence around it, in charge of the turnkey only, one of the three being under sentence for a considerable period. I warned the Sheriff and the Gaol officials that, in the event of an escape from this yard, which is beyond the Gaol precincts, the sole responsibility and its consequences would rest upon them.

A very bad smell came from the water-closet in the south yard, which is close under the corridor windows, and the Gaoler was instructed to use disinfectants constantly.

The bedding and clothing were said to be sufficient, but I called the attention of the Sheriff to the prison clothes in use, which comprised a variety of patterns and descriptions, and that in the event of an escape no distinguishing marks would exist, in order to assist in the recapture. I further instructed that when the next lot of clothes were made up, the trousers should be of uniform pattern, and each leg of different colours.

SANDWICH GAOL.

<i>Prisoners committed during year</i>	265
<i>Greatest number confined at any one time</i>	38
<i>Number of re-committals</i>	36
<i>Cost of maintaining Gaol</i>	\$2,871.15

Inspection was made of this gaol on the 11th February and 13th July. The visit in February was paid by Mr. Scoble, who reported as follows :—

Visited the Gaol at 5.30 p.m., accompanied by the Sheriff. Found the Gaoler absent. The general condition of the Gaol was as good as its crowded state would admit. The beds and bedding were in a fair state of cleanliness. The corridors and cells fairly clean. The defective ventilation was very apparent in the lower corridors. Nothing has, so far, been done to improve or increase the water supply. The attention of the Gaoler is again called to the presence of articles of clothing in the prisoners' cells, and in the corridors. The insufficient supply of gaol clothing to furnish the requirements of the large number of sentenced prisoners was made a subject of complaint by two of the prisoners. The straw in the beds also requires to be changed more frequently.

I found 28 prisoners in custody—22 males and 6 females; eight were awaiting trial, and the remainder were under sentence. One of the men, John Allen, was under sentence for two years to the Provincial Penitentiary. The Gaol kitchen was examined and found to be in good order. The various books of the Gaol were examined, and found to be correctly kept. The general discipline and management of the Gaol appear to be good, considering the very crowded state of the Gaol, want of classification, and the low class of prisoners confined. It is to be hoped that the County Council will take some steps to remedy the more glaring defects in construction and appliances of this Gaol.

At my visit to the Gaol on the 13th July, I made the following minute of inspection :—

The undersigned this day made a Statutory inspection of the Gaol, when it was found generally in a better condition of order and cleanliness than at any visits lately paid to it; and with few exceptions was all that could be expected.

The beds and bedding were very tidy and clean. The yards were in fair order, but there are some erections and *débris* by the ward yard that must be removed at once, as they may be taken advantage of to effect escapes. The ash house must be removed 20 feet from the wall. The division fence must be raised and spiked on top.

The air in the lower corridors was better than it has been for the past two years, indicating that the improvements to the water closets, and the additional supply of water have overcome the more serious defects in the ventilation and sewerage. There are now the means in existence of keeping the Gaol clean and sweet, provided they are availed of, systematically, and that the sewer pipe does not choke up.

As soon as Mr. Lloyd's plan of improving the heating is carried into effect, there is every reason to believe that that defect will also be overcome.

Under these circumstances the undersigned is now prepared to recommend that the Legislative appropriation of \$6,000.00 for Gaol improvements be paid over to the Treasurer of the County.

There were 23 prisoners found in custody, viz: 19 men, and 4 women. One of the former, John Burling, a lunatic, is in a very low state, and owing to his filthy habits has to be kept on a straw bed on the floor.

Provided the Gaol Physician is of opinion that the *removal* of this man to the Asylum will not cause his death, his transfer will be immediately recommended.

Of the remaining male prisoners, 14 are under sentence, many of them for drunkenness and vagrancy. The case of Reynolds, committed on a *capias* will be reported to the Attorney-General.

The various books of the Gaol were examined and found to be properly and neatly kept.

SARNIA GAOL.

<i>Prisoners committed during year</i>	429
<i>Greatest number confined at any one time</i>	35
<i>Number of re-committals</i>	67
<i>Total cost of maintaining Gaol</i>	\$3,795.31

This Gaol was visited on two occasions during the year, viz.: 12th February, and 24th July. The first visit was made by Mr. Scoble, who reported as follows:—

Visited the Gaol at 2 o'clock p. m. Found the general condition to be excellent, the cells and corridors to be as clean as possible, the beds and bedding clean and tidily made up, the water closets free from bad smell, and the water supply sufficient for the requirements of cleanliness. The ventilation in the corridors and cells was unexceptionally good, and gave evidence that a rigid system of cleanliness is a rule in the Gaol.

I found nineteen prisoners in custody, 16 males, and 3 females. W. H. Smith, who was sentenced to be hanged on the 23rd December, is not yet executed, proceedings having been stayed with a view to a new trial in his case. Mrs. Finlay has not yet been tried. Two males and one female are committed as insane. All should be transferred as soon as vacancies occur; the woman is of Indian birth, and seems partially idiotic. Of the remainder of the prisoners, 3 are sentenced, and one awaiting trial.

One of the prisoners complained that the potatoes given them were rotten. This complaint was investigated and found to be entirely groundless. The various Gaol books were examined and found to be correctly kept. The register was particularly neat and exact. The Surgeon's book was regular and precise in its directions as to treatment. No entries were made in the punishment book since March, 1874. In future a record of all punishments must be kept. The general discipline and management of the Gaol is particularly good, and reflects great credit on the Gaoler.

The Gaol was again visited by myself on the 13th July, on which occasion there were thirteen men, two women and a child in custody. One of the women and one of the men being properly certified to be insane, their removal to the London Asylum was recommended.

Among the male prisoners were two men who were sentenced to sufficiently long terms to warrant removal to the Central Prison, but who it would appear, were not reported, owing to physical inability to perform an ordinary day's work. The Sheriff was instructed to report all prisoners sentenced to periods over four months, leaving the question of ability or inability to be decided upon the report of the physician. Two men were waiting trial on a charge of murder.

A deformed cripple was in custody "until discharged by due course of law." Vagrancy being the alleged offence, a fixed period of imprisonment should have been attached to the sentence.

The Gaol throughout was found in a very clean and well-kept state.

The Council having decided, in conformity with a recommendation made by me, to flag the lower corridors of the Gaol, and carry out some other improvements, certain instructions were communicated to the Warden with a view to the proper performance of the work.

TORONTO GAOL.

<i>Prisoners committed during the year</i>	2,862
<i>Greatest number confined at any one time</i>	212
<i>Number of re-committals</i>	751
<i>Total cost of maintaining Gaol</i>	\$22,794 00

This Gaol was inspected on the 29th March and 6th October. At my first visit there were 164 prisoners in custody, viz., 115 men and 49 women. No less than 15 of those prisoners had been committed as being of unsound mind, and dangerous to be at large; of this number 8 were men and 7 women. Upon the advice of the Gaol Physician, who was present at the time of my inspection, nine of the most urgent and curable cases of lunacy were selected for transfer to the Toronto Asylum, where vacancies had taken place, owing to the removal of a number of incurables to the Hamilton Asylum. These were immediately transferred.

The remainder of this class of persons were idiotic and imbecile, the former of whom were removed to Orillia Asylum upon the opening of that Asylum. With the exception of seven prisoners who were awaiting trial, and the fifteen insane, all the rest were under sentence for short periods, chiefly for vagrancy, drunkenness, disorderly conduct, and prostitution. Only three of the sentenced male prisoners were committed for sufficiently long periods to warrant their transfer to the Central Prison.

I regret having to report that next to utter idleness prevails in this Gaol, the only work being the keeping of the building and yards in order. Having regard to the fact that a large proportion of these prisoners are habitual offenders, either in vagrancy or petty crime, I have no hesitation in recommending that they be placed in gangs upon the streets of Toronto for the purpose of breaking stone, excavating sewers, and performing corporation work generally. The sooner that this is done it will be the better for society and the interests of the city.

The Gaol in all its departments was found in the most commendable state of cleanliness, with good order and neatness everywhere apparent. The use of the steam-boilers in the basement of the main building has been discontinued, and a boiler-house has been erected in the female airing-yard in projection from the main structure, with two new boilers and connections complete. The water is also laid on from the city water works. These improvements, which have much improved the sanitary condition of the Gaol, were reported to be working satisfactorily.

The City Council does not provide coats for sentenced prisoners—only shirts and trousers. The Sheriff was requested to make requisitions for fifty coats.

On inspecting the Gaol on the 6th October, I found 158 prisoners in confinement—102 men and 56 women, 24 of whom were waiting trial; 7 were in custody for want of sureties to keep the peace, and the rest being under sentence.

For the first time in three years I was gratified to find the Gaol entirely clear of insane prisoners.

The health of the Prison was reported by the Gaol Physician to be exceptionally good, and only four prisoners were in hospital.

I saw all the prisoners in custody, from whom I received no complaints.

The Gaol throughout was again found in excellent order.

WOODSTOCK GAOL.

<i>Prisoners committed during year</i>	424
<i>Greatest number confined at any one time</i>	44
<i>Number of re-committals</i>	100
<i>Total cost of maintaining Gaol</i>	\$3,920.18

This Gaol was first inspected on the 11th July, on which I made the following minute in the inspection book :—

The undersigned visited and inspected the Gaol to-day, when ten prisoners were found in custody, viz.: nine men, and one woman. Sarah Paine, the only woman in custody, had been committed as a lunatic, and was so certified by two examining physicians, but had not been examined or certified by the County Judge. As her case is a very urgent one, the Gaoler will hasten the examination with a view to her transfer to London Asylum. The idiot boy Williams will be removed to Orillia Asylum as soon as it is ready. Five of the male prisoners are on remand or waiting trial for very serious offences. One is under sentence for forty days as a fraudulent debtor, and four others are under sentence, two to the Central Prison.

The condition of the Gaol in respect to cleanliness and order was not good, and the yards are not in a well kept state. The dark corridors and cells of this prison, and its defective internal construction, are not only a most serious hinderance to order and neatness, but prevent the enforcement of proper disciplinary regulations, and obstruct the classification and supervision of prisoners. These defects are so serious that they call for special action on the part of the County Council. Owing to the irregular and disjointed internal arrangement of the Gaol, it will be rather difficult to remedy the defects complained of, but the following plan is suggested for the consideration of the County Council, and that Body is requested to ap

point a special Committee in order to confer with me upon the matter, under the provisions of the Inspection Act.

1st. The removal of the present heating arrangement, and the temporary board and iron division wall from both the corridors, and the conversion of each corridor into two separate and distinct wards, by flooring over the ground wards and removing the walls of the present day rooms so as to enable an increased volume of light to be thrown into the wards from large barred windows looking out into the yards.

2nd. Placing proper heating furnaces in the cellar, with registers leading into each ward and department of the Prison.

3rd. Improving the ventilation and light of the cells. These works are absolutely required, both for the improvement of the sanative condition of the Gaol and its discipline. The wood and iron work of the Gaol also requires to be cleaned and painted.

I inspected the Gaol again on the 15th September, on which occasion there were 19 prisoners in confinement—17 men and 2 women. One of the former having been certified to be insane, his transfer to London Asylum was recommended. Another male prisoner had been remanded on a charge of insanity, but neither his appearance nor manner at the time of my visit denoted an unsound mind. Eight of the male prisoners were waiting trial, some for serious offences.

The Gaol was only in a fair state of cleanliness, and in the corridor used for females great untidiness prevailed.

On the 9th November I was notified by the County Clerk of Oxford that a special committee of the County Council had been appointed to confer with me upon the repairs and alterations required to render the Gaol conformable to the provisions of the Inspection Act, but a meeting has not yet taken place.

WALKERTON GAOL.

<i>Prisoners committed during year</i>	63
<i>Greatest number confined at any one time</i>	12
<i>Number of re-committals</i>	1
<i>Total cost of maintaining Gaol</i>	\$1,902.41

This Gaol was inspected on the 22nd September, and, except where additions and alterations are in progress, was found in a clean and well-ordered state. The floors, which had just been re-oiled, are the best of any Gaol in the Province, and give the Gaol generally a neat and tidy appearance.

The bedding and gaol clothing were reported by the Gaoler to be sufficient for the requirements of the Prison at that time.

The dietaries were served in accordance with the regulations. On entering one of the wards where four prisoners were confined, I noticed bread lying about, although breakfast had been over nearly three hours. The gaoler was given to understand that prisoners must have only a specified time to each meal, after which all food and dishes must be removed from the corridors.

Two beds were made up on the floor, owing to the insufficient number of bedsteads. The number was recommended to be increased to meet the wants of the Gaol.

The Gaoler's house was just about finished, and when occupied will add very much to the comfort of that official. The Sheriff, however, was instructed to see that the new house was not occupied, and that all openings from it into the Gaol yard were kept closed and locked, until the wall which the Council agreed to build is erected, and a complete separation was thus effected between the Gaoler's private yard and that used for prison purposes. In recommending that the \$6,000 voted by the Legislature should be paid over to the Municipality, it was distinctly understood that this wall, and the others referred to in previous reports, should be proceeded with without any delay, which understanding must be carried out. With a view to this, I approved of a plan, and left it in the Gaoler's hands, which provided for the following work:—

1st. The erection of a wall of the same elevation as the recent one, from the south corner of the water closet projection (and in rear of the new house) to connect with the eastern wall.

- 2nd. The erection of a wall from the middle door (which must be closed) in rear of the Gaol to connect with the south wall.
- 3rd. The erection of a wall to run diagonally from the south water-closet projection to about ten feet from the present wood gate.
- 4th. The taking down of the present board fence.

In this way four distinct and separate yards will be provided, viz.:—for the Gaoler's private use, for the female prisoners, for the male prisoners' working and airing-yard, and for the Turnkey's private use.

The various books were examined and found to be correctly kept.

WELLAND GAOL.

<i>Prisoners committed during the year...</i>	251
<i>Greatest number confined at any one time.....</i>	32
<i>Number of re-committals.....</i>	56
<i>Total cost of maintaining Gaol.....</i>	\$3,084 33

This Gaol was visited on two occasions during the year, first by Mr. Scoble, on the 9th February, who reported as follows:—

Visited the Gaol for the purpose of making an inspection at 6 a.m., but was unable to effect an entrance until nearly 7 o'clock, as the Gaoler was not up. On gaining admission, I found the Gaol to be in a very untidy state, the prisoners in most cases being in bed, or just getting up. As I had to leave by the early train I declined to make an inspection, or to make an entry in the minute-book.

The Gaol was visited and inspected by myself on the 24th August. There were then nineteen prisoners in custody, of whom twelve were men, four boys under sixteen, and three women. One of the boys was not regularly committed, to which the attention of the Sheriff was called.

One of the men had been committed for insanity on the 10th of July, but had not been so certified under the provisions of the Act. It was ordered that if the man was not insane he should be discharged, and if insane, the papers should be sent forward in order that he might be transferred to an Asylum.

Six of the male prisoners were awaiting trial for very serious offences—one for murder. Only three of the adult males were under sentence.

The condition of the Gaol in respect to order and cleanliness was by no means what it should be, particularly in the lower corridors, and the discipline was evidently very lax. On entering the Gaol one of the male prisoners and a woman who was washing in a yard looking into the male corridor, were shouting to each other. In future, women prisoners were prohibited from going into the yard referred to. Smoking appeared to be indiscriminately allowed, which should not be the case.

The straw in the beds required renewing, as it was all broken up and had a bad smell. Improper newspaper literature was observed in one of the corridors—a paper called "Wild Oats" being anything but proper reading-matter for prisoners in a gaol. The yards were only in fair order, and the means of escape were still plentiful, even with the prisoners under close supervision. The yards were by no means as safe as they should have been, owing to their irregularity, but, with boards lying about, escapes could easily be effected if the prisoners were not closely watched.

I called the attention of the county authorities to the water-closet, which is placed against the yard wall, and recommended that it should be removed out from the wall not less than ten feet, with pipes leading from it to the sewer. Other portions of the yards are also very unsafe, particularly on account of the projections from the wall, which afford a foot-hold and the close proximity of certain openings to angles, one of which was ordered to be closed up. The padlock on the large door of the wood-yard, being of a very paltry kind, was ordered to be replaced with a Chubb's lock.

The various books were examined. The Register appeared to be well and neatly kept. There were no entries in the Gaol Surgeon's book for over three months. At this inspection an investigation was held into the circumstances connected with the sending of a female

natic to the Toronto Asylum in a bodily condition which indicated great want of attention, not great neglect, on the part of the Gaol officials. The result of this enquiry was communicated to the Honorable, the Provincial Secretary. The Sheriff was instructed to dis-
 euse with the services of the Gaoler and the Matron, and the Gaol Surgeon was censured.

WHITBY GAOL.

<i>Prisoners committed during the year</i>	133
<i>Greatest number confined at any one time</i>	21
<i>Total cost of maintaining Gaol</i>	43
<i>Number of re-committals</i>	\$2,428.56

Statutory inspection of this Gaol was made on 28th April and 18th July.

On the occasion of my first visit I found thirty-eight prisoners in custody, no less than
 ve of whom were lunatics, one of whom, a female, not having, so far, been certified to as
 asane, although there appeared to be very little doubt of the fact, as some of her hallucina-
 ons were very marked, such as the exchanging of her children. All these lunatics, with the
 ception of the one mentioned, were recommended for transfer to the Asylum for Insane,
 oronto.

I found a prisoner who had been sentenced to the payment of a fine and costs, or im-
 risonment *until paid*, still in custody, having then been four months in the Gaol. The at-
 tion of the Hon. the Attorney-General was called to the case.

All the other prisoners (male) were under sentence for short periods, except one, who
 as been sentenced for one year to the Central Prison, but being unfit for hard labour he
 as retained in the Common Gaol. This retention in the Gaol is contrary to the order of
 he Court, and in violation of the law. His transfer was ordered to take place at once.

Stone-breaking was found to be the only hard labour for the male prisoners in the Gaol.
 about ten cords had been broken during the winter.

The outside iron grating upon the windows of this Gaol were found to be not only quite
 nncessary for the safe keeping of the prisoners, but to make the corridors very dark, and
 n examination of their position revealed the fact that they might be successfully used as a
 means of escape, in the way of a ladder. I recommended for the consideration of the
 ounty Council that they should be removed from the windows.

The Gaol throughout was found in very good order, the female cells and corridors being
 remarkably clean, and neatly kept. The clothing and bedding were reported by the Gaoler
 to be in sufficient supply for the requirements of the Gaol, except when unusually full.

The various yards were found in a well-kept condition.

The different books were examined, and were found to be correctly kept, with the ex-
 ception of the Register, the defects in which were pointed out to the Gaoler.

No complaints were received from any of the prisoners.



A comparison of the commitments of the present year with those of the last is exhibited in the following table.

TABLE No. 1.

NAME OF GAOL.	No. of prisoners committed for year ending 30th September, 1876.			No. of prisoners committed for year ending 30th September, 1875.			Increase of commitments		Decrease of commitments	
	Males.	Females.	Total.	Males.	Females.	Total.	Males.	Females.	Males.	Females.
Brantford	314	68	382	410	45	455	23	96
Carrie	236	39	275	140	25	174	87	14
Merlin	112	8	120	90	8	98	22
Strampton	256	5	261	91	4	95	165	1
Rockville	197	61	258	212	29	241	32	15
Belleville	163	39	202	154	39	193	9
Bayuga	58	6	64	52	9	61	6	3
Ornwall	65	10	75	65	3	68	7
Leobourg	158	23	181	144	29	173	14	6
Leitham	134	21	155	117	22	139	17	1
Leoderich	134	5	139	153	7	160	19	2
Leuelph	203	30	233	353	37	390	150	7
Leamilton	845	196	1041	734	292	956	111	26
Levington	246	53	299	260	55	315	14	2
Leondon	584	159	743	492	99	591	92	60
Leindsay	91	10	101	41	14	55	50	4
LeOriginal	26	4	30	20	2	22	6	2
Leilton	57	3	60	43	6	49	14	3
Leapanee	40	9	49	42	5	47	4	2
LeAttawa	641	170	811	626	151	777	15	19
LeWen Sound	118	30	148	108	23	131	10	7
Leerth	41	12	53	47	12	59	6
Leiction	42	2	44	43	2	45	1
Leembroke	39	4	43	58	7	65	19	3
Leeterborough	51	10	61	68	20	88	17	10
Leemcoe	174	19	193	146	8	154	28	11
LeCatharines	195	34	229	183	36	219	12	2
Leurnia	417	12	429	294	18	312	123	6
Leatford	179	27	206	169	28	197	10	1
Leandwich	212	53	265	270	48	318	5	58
LeThomas	156	14	170	94	6	100	62	8
Leult Ste. Marie	34	34	28	28	6
Leoronto	2267	595	2862	2052	565	2617	215	30
Lealkerton	61	2	63	37	7	44	24	5
Leoodstock	394	30	424	216	17	233	178	13
Leelland	295	16	251	158	14	172	77	2
Lehitby	119	14	133	96	14	110	23
Leock-up, Parry Sound.	6	2	8	6	2
LeDo Thunder Bay	139	2	141	122	122	17	2
Total	9439	1797	11236	8437	1636	10073	1399	242	397	81

TABLE

NAME OF GAOL.	Total No. committed during the year.			Under 16 years of age.		
	Males.	Females.	Total.	Males.	Females.	Total.
Brantford	314	68	382	13	5	18
Barrie	236	39	275	28	9	37
Berlin	112	8	120	2		2
Brampton	256	5	261			
Brockville	197	61	258	4		4
Belleville	163	39	202	4		4
Cayuga	58	6	64	2		2
Cornwall	65	10	75	2		2
Cobourg	158	23	181	4	2	6
Chatham	134	21	155	1	1	2
Goderich	134	5	139	4	1	5
Guelph	203	30	233	4	1	5
Hamilton	845	196	1041	30	10	40
Kingston	246	53	299	15	3	18
London	584	159	743	27	6	33
Lindsay	91	10	101	5	1	6
L'Original	26	4	30	2		2
Milton	57	3	60	7		7
Napanee	40	9	49	3		3
Ottawa	641	170	811	30	2	32
Owen Sound	118	30	148	9	3	12
Perth	41	12	53			
Pictou	42	2	44			
Penbroke	39	4	43		1	1
Peterborough	51	10	61	3		3
Simcoe	174	19	193	5	1	6
St. Catharines	195	34	229	17	1	18
Sarnia	417	12	429	13	2	15
Stratford	179	27	206	8	1	9
Sandwich	212	53	265	10	3	13
St. Thomas	156	14	170	25	3	28
Sault Ste. Marie	34		34	1		1
Toronto	2207	595	2862	130	12	142
Walkerton	61	2	63	2		2
Woodstock	394	30	424	14	1	15
Welland	235	16	251	8	1	9
Whitby	119	14	133	1		1
Lock-up, Parry Sound	6	2	8	1		1
Do. Thunder Bay	139	2	141			
	9439	1797	11236	434	70	504

No. 2.

For the first time.	For the second time.	For the third time.	For more than the third time.	Acquitted on trial and discharged.	For want of securities to keep the peace.	Debtors.	Witnesses.	Lunatics, Idiots, and persons of unsound mind.	Contempt of Court.	Sentenced for any period.	Waiting trial and otherwise detained.
219	55	17	91	162	3		1	11	1	201	3
241	21	10	3	98	1		2	8	3	157	3
101	12	3	4	10	8	3		6		92	3
182	60	7	12	196	1			3		58	3
124	47	23	64	75	5			11	3	164	
110	32	24	36	12	3			14	1	170	2
49	8	3	4	16				5		41	2
54	15	6		9	1			15	2	42	6
123	31	9	18	20	2	1		9	2	144	3
134	18	3		44	5	2	1	4		98	1
118	14	4	3	40	4	14	1	8		68	4
209	10	9	5	104	3	2	4	8	1	111	
466	171	96	308	24	26		1	19	1	961	9
252	32	9	6	12	3			7		276	1
424	152	96	71	272	17	12		37		393	12
95	6			26	5	3		9		55	3
25	4	1		1		1		6		18	4
54	6			20				2		37	1
45	2		2	3		2		3	4	36	1
476	152	69	114	148		14		6	2	635	6
91	37	13	7	67	6			11	5	57	2
37	9	4	3	2				13	3	35	
32	8	3	1	23				2		19	
37	5	1		4	1			4	1	32	1
28	15	9	9	2			1	7		50	1
145	36	9	3	61	2	2		4	4	120	
212	15	2		34	6	7	3	9		165	5
362	35	10	22	231	6	2	1	9	6	172	2
173	18	9	6	5		1		4	14	177	5
229	26	8	2	30	3	4	3	7	1	213	4
163	5		2	55			5			96	14
28	3	2	1	6				3		24	
2111	443	201	107	1094	48	1	6	52	5	1633	24
62	1			9	4	3		6	4	34	3
324	60	21	19	284	5	4	1	11		116	3
195	32	12	12	82	4	1	1	9	8	135	11
90	21	11	11	11	1			8	8	96	9
8										8	
125	13	2	1	63	3		1			72	2
7953	1630	706	947	3355	176	81	32	348	81	7011	153

TABLE

NAME OF GAOL.	SENTENCES.								
	Total number of prisoners sentenced during the year.			Committed to gaol, and afterwards removed to the Central Prison.	To Central Prison direct.	Penitentiary.	Reformatory.	To gaol, and there detained until expiration of sentence or payment of fine.	Under 30 days.
	Males.	Females.	Total.						
Brantford	170	31	201	9	3	7	1	181	71
Barrie	132	25	157	1	4	3	3	146	87
Berlin	87	5	92	4		1		85	48
Brampton	57	1	58		2	7		49	22
Brockville	131	33	164	17	5	8	1	133	70
Belleville	137	33	170	1	8	6	3	152	60
Cayuga	37	4	41	2	4	6	1	28	14
Cornwall	40	2	42	1	13	3		25	8
Cobourg	126	18	144	22	3	7	1	111	61
Chatham	86	12	98	5	10	5		78	18
Goderich	67	1	68	6	6			56	24
Guelph	93	18	111	3	2	1	1	104	55
Hamilton	777	184	961	104	27	20	7	803	363
Kingston	226	50	276	9		2		265	86
London	295	98	393	35	32		2	317	133
Lindsay	51	4	55			3	1	51	23
L'Orignal	17	1	18		1	1	1	16	10
Milton	37		37			1	1	35	20
Napanee	29	7	36		3			33	5
Ottawa	503	132	635	7	2	6	1	619	472
Owen Sound	46	11	57	2		5		50	20
Perth	30	5	35		5	1		29	10
Picton	19		19			1		18	17
Pembroke	30	2	32			2		30	11
Peterborough	42	8	50	2	1	2		45	30
Simcoe	111	9	120		10	9		101	57
St. Catharines	140	25	165	2	11	7	5	140	30
Sarnia	167	5	172	4			2	166	86
Stratford	151	26	177	3	3	2		169	140
Sandwich	172	41	213	9	10	4	2	188	101
St. Thomas	85	11	96		10	9	2	75	38
Sault Ste. Marie	24		24			2		22	10
Toronto	1297	336	1633	139	29	42	7	1416	643
Walkerton	33	1	34	1	1	1		31	17
Woodstock	107	9	116		8	5	2	101	38
Welland	123	12	135	8	1	10	1	115	54
Whitby	89	7	96	12	20	2	1	61	28
Lock-up, Parry Sound	6	2	8		1			7	3
Do Thunder Bay	72		72			1		71	49
Total	5842	1169	7011	408	237	199	45	6122	3032

No. 3.

PERIODS OF SENTENCE TO GAOL, &c.

	60 days or 2 months.	Over 2 months to 3 months.	Over 3 months to 4 months.	Over 4 months to 5 months.	Over 5 months to 6 months.	Over 6 months to 9 months.	Over 9 months and up to 1 year inclusive.	Over 1 year and up to 2 years.	Over 2 years and up to 3 years.	Over 3 years and upwards.	For periods of any length to Provincial Reformatory.	Number of prisoners sentenced to death and committed to imprisonment.	Number of prisoners sentenced to death and executed.	Number of prisoners sentenced to receive corporal punishment with imprisonment.
45	25	1	18	11	3	13		5	4	4	1			
30	13	12	3		3	1	1	1	3		3			
24	9	5	2				2		1	1				
18	2	2	4	1				2	7	1				
22	14	10	5	1	29	1	1	3	4	4	1			
53	30	7	4		1	5	1	1	5	4	3			
12	1	1			5	2		1	2	3	1	1		
10	3	2	5		5		3	3	3				1	
26	15	5	11		15	3	3	4	4	3	1			
30	16	11	4		9	1	1	3	3	2				
10	18				4	2		10						
21	11	11	5	2	2			3	1	1	1		1	
342	35	63	65	4	35	5	12	11	16	2	7		1	
77	56	31	3	1	19		1	1	1	2				
70	75	57	14		23	3	5	4	2	5	2			
3	4	4	1		5			1	2		1			
4	5	3					1		1					
	21	4	3		2			3		1	1			
43	33	34	1	5	36		3	2	5	1	1			
13	11	5	1		1			1	2	3				
2	3	6		1	8		4		1					
	1									1				
12	1	1	1	2		2		1	1					
4	7	4			2		1		1	1				
23	5	12			3	2	6	2	5	4		1		
45	25	25	6		8	3	8	2	6	2	5			
58	14	5			6					2	2		1	
21	7	1			4		2			2				
47	26	7	10	1	6	2	7		2	2	2			
27	6	4	5		3		1		6	4	2			
8	2				1			1	1					
490	178	103	21	3	120	2	17	6	25	15	7	2		1
4	7	3	1				1			1				
25	31	4	3	1	6			1	2	3	2			
31	16	10			11	1	1		1	9	1			
20	18	3	2		13	1	5	2	1	1	1			1
3	1	1												
12		2	5			3				1				
1699	748	459	204	33	382	46	88	71	118	76	45	5	3	2

TABLE No. 4.

Shows the total number of prisoners that were in the several gaols of the Province on the evening of the 30th September, 1875, and the nature of their imprisonment.

NAME OF GAOL.	Classification, nature of imprisonment, and number of prisoners.									Total.
	Men.	Women.	Boys under 16.	Girls under 16.	Waiting trial.	Under sentence for periods under two months.	Under sentence for periods over two months.	For default of surrendites to keep the peace.	Insane, idiotic or imbecile persons.	
Brantford	11	12			3	6	12		2	23
Barrie	9	11	2	1	3	9	7	1	3	23
Berlin	9	1			2	8				10
Brampton	4				3			1		4
Brockville	15	7				9	13			22
Belleville	11	3				7	4		1	14
Cayuga	2				2					2
Cornwall	8	1			6	1	1		1	9
Cobourg	6	5			3	5	1	1	1	11
Chatham	7				1	6				7
Goderich	8			1	1	3	2			9
Guelph	7	6				4	7		2	13
Hamilton	50	27	4	2	9	38	33	1	2	83
Kingston	22	10	3	1	1	9	25		1	36
London	29	18	2		12	21	13	2	1	49
Lindsay	7	1			3	1	3	1		8
L'Orignal	4				3				1	4
Milton	2					1	1			2
Napanee	4	2			1	1	1	1	2	6
Ottawa	26	33		1	6	14	40			60
Owen Sound	7	1	1		2	4	1	2		9
Perth	3	5					4		4	8
Pictou	2					1	1			2
Pembroke	6	2			1		2		5	8
Peterborough	4	1			2		2		1	5
Simcoe	5	3					8			8
St. Catharines	22	5	2		6	15	6	1	1	29
Sarnia	6			1	2	1	3	1		7
Stratford	10	2			5	6	1			12
Sandwich	16	9			4	7	10	3	1	25
St. Thomas	20		1		14	4	3			21
Sault Ste. Marie										
Toronto	90	60	1		24	63	54	7	3	151
Walkerton	5				2		1		2	5
Woodstock	9		1		3	4	2	1		10
Welland	25	3	1		11	9	7	1	1	29
Whitby	7	2			2	6	1			9
Lock-up,										
Do Parry Sound										
Do Thunder Bay	7				2	5				7
Total	485	230	18	7	144	268	269	24	35	740

TABLE No. 5.

NAME OF GAOL.	NATIONALITIES.						RELIGIOUS DENOMINATIONS.					SOCIAL STATE.					
	Canada.	England.	Ireland.	Scotland.	United States.	Other Countries.	Roman Catholic.	Church of England.	Presbyterian.	Methodists.	Other Denominations.	Married.	Unmarried.	Neither read nor write.	Temperate.	Intemperate.	Total.
Brantford	143	76	99	34	24	6	122	163	38	47	12	83	299	116	77	305	382
Barrie	121	53	67	24	9	1	80	102	53	33	7	102	173	57	61	214	275
Berlin	52	24	8	14	6	16	29	38	21	9	23	35	85	12	61	59	120
Brampton	47	82	83	28	12	9	70	122	46	16	7	25	236	25	121	140	261
Brockville	160	15	55	8	17	3	144	73	17	11	13	78	180	109	26	232	258
Belleville	103	14	62	15	7	1	91	27	32	51	1	58	144	98	65	137	202
Cayuga	36	8	8	5	1	6	8	17	13	21	5	22	42	22	42	64	64
Cornwall	54	5	4	1	11	1	22	12	27	9	5	32	43	22	43	32	75
Cobourg	92	31	43	3	11	1	49	57	20	43	12	56	125	47	31	150	181
Chatham	75	22	14	4	35	5	36	20	46	48	5	67	88	29	105	50	155
Goderich	63	27	29	8	6	6	44	27	29	33	6	51	88	32	46	93	139
Guelph	66	55	62	30	10	10	72	66	57	32	6	65	168	53	111	122	233
Hamilton	287	188	355	84	100	27	420	339	137	111	34	365	676	209	231	810	1041
Kingston	114	58	89	28	6	4	147	43	38	70	1	55	244	189	37	262	299
London	315	178	124	61	52	13	208	279	93	142	21	238	505	62	299	444	743
Lindsay	47	24	18	11	1	1	22	40	25	10	4	40	61	10	38	63	101
L'Orignal	24	4	4	1	1	1	21	3	3	2	1	16	14	6	13	17	30
Milton	22	8	23	6	1	1	21	22	9	6	2	14	46	19	15	45	60
Napanee	38	3	6	1	1	1	9	10	2	25	3	22	27	16	25	24	49
Ottawa	411	100	201	36	28	5	512	199	70	23	7	248	563	243	154	657	811
Owen Sound	71	19	24	21	8	5	25	40	34	42	7	81	67	35	58	90	148
Perth	30	3	11	6	3	2	20	14	12	4	3	24	29	12	19	34	58
Pictou	20	3	12	2	5	2	8	14	9	9	4	17	27	6	11	33	44
Pembroke	22	2	10	5	1	3	28	5	6	1	3	16	27	17	34	9	43
Peterborough	31	10	19	1	1	1	27	15	6	10	3	29	32	24	13	48	61
Simcoe	141	16	13	3	16	4	22	18	19	49	85	80	113	44	56	137	193
St. Catharines	112	28	49	2	28	10	116	48	19	32	14	68	161	47	66	163	229
Sarnia	194	59	105	48	23	1	176	175	60	14	4	68	361	148	233	196	429
Stratford	67	34	55	22	21	7	52	64	44	33	13	92	114	34	129	77	206
Sandwich	91	22	34	15	98	5	92	45	25	55	48	124	141	82	108	157	265
St. Thomas	92	29	18	6	23	2	32	22	24	39	53	65	107	26	70	100	170
Sault Ste. Marie	20	4	3	1	3	3	18	7	4	3	2	13	21	7	27	34	34
Toronto	1036	572	924	144	148	38	1087	1131	314	235	95	806	2036	500	1957	905	2862
Walkerton	28	11	9	8	1	7	7	17	26	7	6	26	37	7	33	30	63
Woodstock	122	113	92	50	35	12	135	128	74	64	23	102	322	85	155	269	424
Welland	108	47	49	8	28	11	87	84	14	30	36	72	179	52	85	166	251
Whitby	74	19	34	1	5	1	36	36	15	31	15	50	83	11	65	68	133
Lock-up, Parry Sound	4	2	2	1	1	1	2	2	1	2	1	6	2	1	4	4	8
Do Thunder Bay	35	21	27	8	16	34	70	13	13	12	33	39	102	60	28	113	141
Total	4598	1985	2844	753	799	257	4167	3537	1495	1414	623	3448	7788	2545	4712	6524	11236

TABLE
OFFENCES FOR WHICH PRISONERS

NAME OF GAOL.	Abusive and obscene language.	Arson.	Assault.	Assault, felonious.	Attempted suicide.	Bestiality.	Bigamy.	Breach of Peace.	Breach of By-Laws.	Burglary.	Carrying unlawful weapons.
Brantford	7	1	24	1					1	1	
Barrie	1		15	1				9	2	2	
Berlin	1		15								
Brampton		2	4	1				1			
Brockville			13	6							
Belleville			19	1							
Cayuga			7								
Cornwall	1	1	6	1							
Cobourg	1	2	10	7					3		
Chatham	1	4	4					1		1	2
Goderich	1	1	20	2		1	1				
Guelph	1	1	15								
Hamilton	16	3	85	11		1			2	5	1
Kingston			6	2			1				
London	4	7	65	32			1			14	
Lindsay		2	6	6							1
L'Orignal			10								
Milton			3		1					3	1
Napanee		1	1	1						2	
Ottawa	4	1	77	3				40		7	1
Owen Sound	1		11	3							
Perth			2	2							
Pictou	1		1				1				
Pembroke		2	3								
Peterborough			3								
Simcoe	1		28	1		1	1				
St. Catharines	1	1	36	3					1	1	1
Sarnia	1		10	2					2	1	
Stratford	1		9	1			2	1		2	1
Sandwich	7		15							2	2
St. Thomas		6	18						2	3	
Sault Ste. Marie			4				1				
Toronto	14	1	119	32			4		10	13	
Walkerton		1	13								
Woodstock			19	2					3		
Welland	2		23	2					2	3	3
Whitby	1	1	12					19		1	
Lock-up, Parry Sound			3								
Do Thunder Bay	3		15	1						2	
Total	71	38	743	124	1	3	12	71	28	63	13

No. 6.

WERE COMMITTED DURING THE YEAR.

Contempt of Court.	Counterfeiting and passing counterfeit money.	Cruelty to animals.	Cutting and wounding, and attempting same.	Debtors.	Deserting employment.	Destroying and injuring property.	Detained as witnesses.	Drunk and disorderly.	Embezzlement.	Escaping from and obstructing constable.	Felony.	Forgery.	Fraud, & obtaining money or goods under false pretences.	Gambling.	Giving liquor to Indians.	Horse, cattle or sheep stealing.
1						3	1	97	1			4	4		1	13
2	2			3	1	3	2	66				1	2			3
				1	3	3		13				2	2			
3				1		8		32			9	1	2			
1								84			3		4			
								20					4			
2								7							4	3
2						3		7			3	4	1		1	3
				1				56				2	3			3
			10	2			1	24			1	2	3		2	1
1	1		1	14		1	1	24				1	3			
1	12	1	1	2	2	1	4	41			2	1	3			1
			6		6	20	1	259	1	2		2	2			2
	2	2	10	3	1	1		143	1			3	3			
				3	3	22		155	4	10		7	10		1	9
				1	1	1		22				1	2			4
2				2				2								1
4				2		5		21					1			
2	1	6	14	2				6			2	1	6			
5		1						387								
3								15	1			1	5			3
								7					2			
2					7			31								
								2				1				
4	1	3						5								
				7	1		3	11					16			
6				2		1	1	56		1	1	2	4			2
14				1	1	4		123	1				7			2
9	2		3	4			2	54		1	1	3	8			3
				1		1		87					2			
		1		1		1	5	31			3		5			
				1	4	1		8					2			
5	2		1		6	21	6	1755	8		5	4	10		1	9
4				3				1	1			1	2			1
				4		6		57	2			4	7			5
8				1	1	2	1	69		1			3			8
8								10	1					1		2
			1					2								
					6		1	78		2	1	1	1		5	
90	21	7	43	72	45	104	29	3868	21	17	34	46	140	6	15	75

TABLE
OFFENCES FOR WHICH PRISONERS

NAME OF GAOL.	Housebreaking and robbery.	Incendiarism.	Indecent assault and exposure.	Innates and frequenters of houses of ill fame.	Keeping houses of ill fame.	Larceny.	Lunatics and dangerous to be at large.	Manslaughter.	Misdemeanor.	Murder.	Non-payment of fines and costs.
Brantford				1	1	51	9			3	
Barrie			1			59	8		3		
Berlin						26	5		2		
Brampton						7	3			1	
Brockville	1		1	11	6	40	11				1
Belleville	2					46	14	2	18	1	
Cayuga	8	12			1	18	6	1		2	
Cornwall		1	1			22	15		1		1
Colourg			2			28	9		1		
Chatham			1	2	1	49	4	1	4		
Goderich						24	8		1	1	
Guelph	2			3	2	23	8				1
Hamilton	11		3	5	11	111	19			2	4
Kingston	7		2			24	7				
London	10		2	21	10	140	37	3		2	2
Lindsay					2	25	9	1			1
L'Orignal						7	6				
Milton						8				4	
Napanee						8	3				13
Ottawa			6		21	106	6	1		1	1
Owen Sound	2		2	4	1	17	11		6		
Perth						8	14				1
Pictou						3	2				
Pembroke						10	4		1		3
Peterborough						10	7			1	2
Simcoe	2		4			76	4	1	10	2	1
St. Catharines			4	7	4	63	9	1			
Sarnia				2	1	17	9			3	
Stratford				1	5	16	4				
Sandwich			3	1	2	55	7			1	
St. Thomas		2			2	50		1	3		
Sault Ste. Marie						6	3				3
Toronto	13		9	10	7	491	52			3	
Walkerton						9	6				6
Woodstock			4			27	11				
Welland						31	9		2	2	
Whitby	3				3	37	8			1	2
Lock-up, Parry Sound											
Do Thunder Bay	1	2			1	16					
Total	62	7	45	68	81	1764	348	12	52	30	42

No. 6.—Continued.

WERE COMMITTED DURING THE YEAR.

Perjury.	Prostitution.	Rape and assault with intent.	Refusing bail.	Receiving stolen goods.	Seduction.	Selling liquor without license.	Shooting with intent.	Stabbing.	Threatening and seditious language.	Trespass.	Unlawful shooting.	Vagrancy.	Want of sureties to keep the peace.	Other offences not enumerated.	Total.
1		1		2						5		144	4	1	382
	5	4		1		4	1	2	1	1		68	1		275
						1	1		1			32	8	4	120
	2	1		2		1						191	1		261
						2						60	5		258
								1				65	3	4	202
		1							1			2		1	64
		1				1		1		1		3			75
	1			1		1						39	2	5	181
2				4		1	4	1			2	17	5		155
				2		2		1	4			21			139
2	15	8		7		1	1	2	2			104	3	6	233
		1			1	5	3	1	1	14		295	26	45	1041
3	1	4		3		2	9	2	17	5		87	3	1	999
1				1		1						89	17	1	743
								1	1			9	6	3	101
1					1			1	3						30
	30	1			1	1	1	1				9		2	60
		2		2			4					3		1	49
		3				1		2				63		9	811
												48	6	2	148
		1				1		2		1		10			53
												4			44
	1	1				1	1	1		1		2	1	2	45
			3									9		18	61
1		1		2			3			1			2	17	193
	2	1		1				1		1		4	6	4	229
							1			3				24	429
				2			1					210		16	206
	2			7			3	5				54		1	265
	1	3		1		2	6					36	6	3	170
						2	1			1		13			34
1		5		10		3	3	4	52	11		107	48	3	282
				2			1					6	4	2	63
				2	1	1				2		255	5	7	424
		1		2		1				1		55	4	14	251
	5					2						14			133
	2														8
	1						1			1				2	141
12	61	48	3	54	3	38	54	26	83	49	4	2128	166	196	11236

TABLE
Occupation, Trade or Calling of Prisoners sentenced

NAME OF GAOL.	Agents and commercial travellers.	Auctioneers.	Bakers.	Barbers.	Bar-tenders.	Blacksmiths and boiler makers.	Root and shoe-makers.	Boys (no occupation).	Brewers and distillers.	Brickmakers and bricklayers.	Broom, brush and basket makers.	Butchers.	Cabinet makers and upholsterers.	Carpenters and joiners.	Carriage and wagon makers.	Cigar makers.
Brantford	1		1		4	3	4			4	1	1	1	7	4	1
Barrie	2		2	2		1	7	17		2		5		14	1	
Berlin	2		1	1	1	4	1		1				3	6		
Brampton						8	3			4			2	4	1	1
Brockville	1		1	3		2	2	4				2	1	4	1	1
Belleville			1	1		3	2						1	10	3	
Cayuga			1	2		1	3	1		2		2	1			2
Cornwall	1					1	1			1		1	1	3	1	
Cobourg	1					3	1	4		1		1	1	9		
Chatham	1		1			4	2	1		1	1	6	1	7	3	
Goderich	2		1	2	1	6	3	3		1	1	1		6	2	
Guelph	3		3	1		4	3	4						9		
Hamilton	3		4	8	1	25	21	19	1	5	2	24	1	31	4	13
Kingston	1		3	2	1	2	4	15		2	1	2	3	18	3	10
London	11	1	11	7	5	23	17	27		9		6	1	13	3	1
Lindsay						1	1	5							1	
L'Orignal			2			1	1	1						2		
Milton						1	1	7						2		
Napanee						2	1	3				1		1		
Ottawa	4		2	2	3	21	9	12		15		7	3	29	1	
Owen Sound				3	1	1	3	9		1		2		6		
Perth				1										2		
Picton	1						1			1		1		1	1	
Pembroke					1									2		
Peterborough			2			3							1		1	
Simcoe	1					8	3			2		2		12		
St. Catharines	3		1	1		7	2	8		1				4	1	
Sarnia				1			3					1		5		
Stratford	3		9			3	5	8		3		1	2	6		3
Sandwich			3	3		6	5	1		1		4	2	5		
St. Thomas			2	1	1	2		5		1		1		3		1
Sault Ste. Marie			1			1	1									
Toronto	32	7	13	8	6	37	75	130	2	29	11	27	20	103	2	8
Walkerton						2	1	1				2		4	1	
Woodstock	4		3			12	12	13	1	2		1	5	12		1
Welland				1		12	4	3		1	2	1		6		1
Whitby			1			2	1	2				1	2	4		1
Lock-up, Parry Sound						1		1								
Do Thunder Bay			2	1		2	1					1	1	6		
Total	80	8	71	51	25	213	204	304	5	88	18	103	49	352	31	45

No. 7.

for the Year ending 30th September, 1876.

	students.	Collectors.	Contractors.	Constables.	Coopers.	Dentists.	Doctors and druggists.	Dressmakers.	Engravers.	Engineers and machinists.	Farmers and yeomen.	Gardeners.	Grocers.	Harness and trunk makers.	Hatters.	Hotel keepers and licensed victuallers.
10					1		1	2		3	18	5				2
7					2						16			1		6
1					3		1	1		3	11			1		3
2					5					9	6					
6					1					2	5			1		2
2										2	18			1		1
6					1					2	3			1		1
12							1				10					
3					3		1		2	7	2			1		1
3							2	2		3	14		1			4
6		3			2						11					1
1					1		1				14			1		2
12					1		1	3		38	14	2	2		5	1
5							1			3	3					2
14				3	4		1	7		10	63	3	3	6	1	8
					1						20					4
		1									6					1
											1					1
											4					
20		1						9			15	4	2			5
					3					4	26	1		4		2
1										2	8					
					1						4					
											7	1				
5					1						11					1
2							2			3	45			1		1
4					1					1	12			1		2
3					1						2					
12				2							5	1		1		
2					2			1			2			1		2
											15					5
00		5		2	14	3	5	20	5	39	25	6	6	7	4	5
3					1					1	11					
7					1		2	3		8	8	1				
4					1				1	9	15			1		5
1					12		1			4	24					2
											1					
1		2					1			3	3			1		5
41		12	7	66	3	19	48	8	167	496	26	16	29	10	75	

TABLE

Occupation, Trade or Calling of Prisoners sentenced

NAME OF GAOL.	Householders.	Labourers.	Lawyers.	Lumberers.	Masons and stone-cutters.	Merchants and traders.	Millwrights and wheelwrights.	Millers.	Moulders.	Peddlars and hawkers.	Printers.	Plumbers and painters.	Photographers.	Prostitutes.	Railway employees.
Brantford		180			2			1	9		1			18	
Barrie		140							3	1	1	4		5	
Berlin	2	39			3	1			3						
Brampton		141	1		4			1	11		3	11			
Brockville	10	111			4				13		2	4		21	
Belleville	7	91			5					1				32	
Cayuga		27	1		1							1			
Cornwall		30					1		3	2		3	1		
Cobourg		90			2		1	2	2			4			
Chatham		55				1	1	1		1	1	4		7	
Goderich		64	1			1		1				4			
Guelph		165			6	1		1			1				
Hamilton	25	414			10	7		1	20	10	4	24		15	
Kingston		116			2	1		1	1			1			
London	30	164	1		1	2		1	14	5	10	9			13
Lindsay		60			1	1								1	
L'Orignal	1	12													
Milton		36	1												
Napanee	2	12					1					1			
Ottawa	300			1	10	5		2	2	2	7	43	2	82	
Owen Sound		48			2	1	1	1	1						
Perth		20		1		1	1	1			1				
Pictou		20			1				1			3			
Pembroke		22			1										
Peterborough		28										1		1	
Simcoe		65			3			2		2					
St. Catharines	6	93			5	1	1		1	2	2	8		18	
Sarnia		386			1				2			1		3	
Stratford		96			2				3	2	1	2		1	
Sandwich	16	91		2		3	2		2	2	1	8		12	3
St. Thomas		81			2				1	1	1	3		6	1
Sault Ste. Marie		20		4								2			
Toronto	989	3			23	14		3	46	24	47	64	2	303	14
Walkerton		28			1				1						
Woodstock	10	208	1		10				12	6	3	7			
Welland		133				3		3	6	1	3	4		4	
Whitby		58				3		3		1			1	1	
Lock up, Parry Sound				2											
Do Thunder Bay		60	2	3	1	2			1			4		1	
Total	109	4693	11	13	108	48	8	21	160	63	89	220	6	531	33

No. 7.—Continued.

for the Year ending 30th September, 1876.

Rope makers.	Sailors and fishermen.	School and music teachers.	Servants and washerwomen.	Tailors.	Tanners and curriers.	Teamsters, drivers and grooms.	Telegraph operators.	Tinsmiths.	Watchmakers and jewellers.	Weavers and wool workers.	Whitewashers and plasterers.	Wood turners.	No occupation.	Other occupations.	Total.
			14	4			1	2	2				66	5	382
	2	7	20	1				1		1		1	1	3	275
	3		5	2		1		1		2			1	13	120
	7	1	6	4	7			2	1	2			4	12	261
		4	2	3				4				6	32	2	258
	5	1	5			2		1	1					4	202
1	1		1		1			1	2				3		64
		1	10					2		2				1	75
	6	1	16	6	2								6	6	181
	5		12	1		2				1			5	3	155
	7	1		3						1				5	139
	1			3		2		1		1					233
	22	2	134	11	6	19		6	4	3	1	1	39	11	1041
1	23	1		3				1			7		91	5	299
	3	9	83	18	2	39	2	1			2	2	46	14	743
			3										3		101
			2			1									30
	1												6	1	60
	1		7		1								4	2	49
	3		77	8	1	32		13		2			7	22	811
	6		13	1	1	2		2	1	1				3	148
	1			1		2		1					12		53
	2		1											3	44
					1				1	1			2	5	43
								1					9		61
	2	1	15	2		2			3				8	3	193
	18		9			3			2				9	4	229
	5	1	1	2		1							3	2	429
	2		9	3								1		25	206
	11		25		2	6		1			1		1	12	265
	1	1	5	5				1					6	7	170
	3														34
2	60	10	169	42	2	72	3	20	4	6	26	2	124	29	2862
	1												2	2	63
	15		11	9	2	7			1	2	1		19	1	424
	9			4		2								12	251
	1	1		1	4									1	133
														3	8
	9		1		1								2	24	141
4	236	42	656	136	33	193	6	62	22	25	70	13	510	245	11236

TABLE

NAME OF GAOL.	ESCAPES AND DEATHS.		
	Escaped and evaded re-capture.	Escaped and recaptured.	Deaths.
Brantford			2
Barrie	2		1
Berlin			2
Brampton	1		2
Brockville			1
Belleville		1	3
Cayuga		2	1
Cornwall		1	1
Cobourg			4
Chatham			
Goderich			
Guelph	1		1
Hamilton		1	2
Kingston			2
London			1
Lindsay			2
L'Original	1		1
Milton			3
Napanee			
Ottawa	1		2
Owen Sound			4
Perth			1
Picton			1
Pembroke	3		1
Peterborough			2
Simcoe		2	
St. Catharines			4
Sarnia			
Stratford			3
Sandwich		2	1
St. Thomas		1	
Sault Ste. Marie	3	1	
Toronto			6
Walkerton			
Woodstock			
Welland	2	1	1
Whitby			
Lock-up, Parry Sound	1		
Do Thunder Bay	2	5	
Total	17	17	55

No. 8.

REVENUE DERIVED FROM PRISONERS' LABOUR.	DIETARY.		GAOL ACCOMMODATION.			
	Actual cash revenue derived from prisoners' hard labour.	Cost of daily rations per head.	Are gaol regulations with respect to dietary observed.	Number of cells in gaol.	Number of distinct corridors or wards.	Greatest number of prisoners confined in gaol at any time during the year.
% cts.	cts.					
.....	9 ³ / ₄	Yes.	31	6	63	9
.....	13	Yes.	27	11	44	7
.....	10	Yes.	24	6	17
.....	11 ¹ / ₄	Yes.	25	4	19
.....	9 ⁷ / ₈	Yes.	29	3	32	11
.....	7 ¹ / ₂	Yes.	18	4	27	12
.....	25	Yes.	12	2	11
.....	14	Yes.	7	3	15	6
.....	12 ¹ / ₂	Yes.	24	5	31	8
.....	14	Yes.	26	4	31	3
.....	9 ¹ / ₄	Yes.	20	4	26	5
.....	12	Yes.	32	8	25	8
75 00	6 ¹ / ₂	Yes.	60	6	111	44
208 02	8 ³ / ₈	Yes.	53	9	56	18
.....	Not given.	Yes.	43	9	70	30
.....	7 ¹ / ₄	Yes.	18	4	20	3
.....	Not given.	Yes.	18	6	8
.....	8	Yes.	12	2	12
.....	10	Yes.	18	4	18	4
1,016 00	11	Yes.	97	8	66	27
.....	10 ¹ / ₄	Yes.	18	4	24	9
.....	15	Yes.	18	4	18	8
.....	14 ³ / ₄	Yes.	22	6	5
.....	25	Yes.	24	4	19
.....	12 ³ / ₈	Yes.	24	4	14	3
.....	9	Yes.	21	7	30	4
.....	10 ³ / ₄	Yes.	40	8	36	21
.....	8 ³ / ₈	Yes.	16	4	35	7
.....	10	Yes.	24	6	19	2
.....	9	Yes.	32	4	33	12
.....	12 ¹ / ₄	16	4	23	7
.....	11 ¹ / ₄	Yes.	14	3	9	1
.....	8 ¹ / ₄	Yes.	184	12	212	104
.....	9 ³ / ₈	Yes.	24	8	12
250 00	11 ¹ / ₂	Yes.	32	10	44	6
.....	11	Yes.	30	3	32	6
41 50	9	Yes.	26	5	21	3
.....	Not given.	Not given.	1	2
.....	39 ¹ / ₃	Yes.	5	1	13	2
1,590 52	1,308	390

TABLE

TABLE showing number of Prisoners, how maintained, and cost

NAME OF GAOL.	HOW MAINTAINED.				
	Number of prisoners whose maintenance was defrayed by the Province.	Number of prisoners whose maintenance was defrayed by the Municipalities.	Total number of days' custody of Government prisoners.	Total number of days' custody of Municipal prisoners.	Total number of prisoners passed through the gaol during the year.
Brantford	84	298	2649	7680	382
Barrie	77	198	3542	5148	275
Berlin	58	62	1751	1219	120
Brampton	22	239	703	1771	261
Brockville	51	207	1670	6286	258
Belleville	79	123	2319	4601	202
Cayuga	38	26	1212	572	64
Cornwall	46	29	1739	1476	75
Cobourg	56	125	2260	5027	181
Chatham	66	89	2803	3050	155
Goderich	68	71	2081	2116	139
Guelph	31	202	1445	4081	233
Hamilton	128	913	1037	24290	1041
Kingston	66	233	2021	11265	299
London	234	509	7214	10297	743
Lindsay	49	52	1209	1941	101
L'Orignal	24	6	426	278	30
Milton	27	33	856	755	60
Napanee	14	35	615	1256	49
Ottawa	47	764	2394	14544	811
Owen Sound	36	112	1853	3571	148
Perth	15	38	631	3677	53
Picton	8	36	107	338	44
Pembroke	16	27	1284	3520	43
Peterborough	15	46	870	2691	61
Simcoe	137	56	3399	1628	193
St. Catharines	94	135	2922	7631	229
Sarnia	32	397	1631	5417	429
Stratford	21	185	979	2642	206
Sandwich	61	204	2882	5896	265
St. Thomas	97	73	2725	1142	170
Sault Ste. Marie	34	1392	34
Toronto	272	2590	12217	51218	2862
Walkerton	26	37	896	868	63
Woodstock	58	306	1930	5272	424
Welland	63	188	2446	3996	251
Whitby	68	65	1736	2256	133
Lock-up, Parry Sound	4	4	32	8
Do Thunder Bay	141	2231	141
Total	2463	8773	82109	209416	11236

No. 9.

of maintenance for the year ending 30th September, 1876.

GAOL EXPENDITURE.						SALARIES OF				
Cost of food, clothing, fuel and maintenance.	Cost of Official Salaries.	Cost of Repairs.	Total gaol expenditure for the year.	Average cost per prisoner on entire gaol expenditure, including repairs.	Average cost per prisoner for food, clothing, fuel, maintenance and repairs.	Average cost per prisoner for salaries and wages.	Gaoler.	Matron.	Turnkey	Gaol Surgeon.
£ cts.	£ cts.	£ cts.	£ cts.	£ cts.	£ cts.	£ cts.	£ cts.	£ cts.	£ cts.	£ cts.
2292 82	1550 00	557 09	4399 91	11 51	7 46	4 05	700 00	150 00	500 00	200 00
1457 73	1520 00	442 55	3420 28	12 43	6 91	5 52	1025 00	75 00	200 00	220 00
908 04	1100 00	22 50	2030 54	16 92	7 76	9 16	500 00	100 00	400 00	100 00
683 25	1050 00	90 27	1823 52	6 98	2 96	4 02	500 00	100 00	400 00	50 00
1150 35	1350 00	22 18	2522 53	9 77	4 54	5 23	800 00	150 00	300 00	100 00
1168 14	1100 00	273 45	2481 59	12 28	6 84	5 44	400 00	200 00	400 00	100 00
891 00	1120 00	2011 00	31 42	13 92	17 50	600 00	80 00	300 00	140 00
778 35	1080 00	1858 35	24 77	10 37	14 40	740 00	60 00	200 00	80 00
1871 13	1580 00	580 26	4031 39	22 27	13 55	8 72	800 00	200 00	500 00	80 00
1974 29	1669 30	166 68	3810 27	24 58	13 82	10 76	739 50	209 50	520 30	200 00
852 99	1200 00	27 63	2080 62	14 96	6 33	8 63	550 00	100 00	430 00	120 00
1648 00	1450 00	500 38	3598 38	15 44	9 22	6 22	600 00	200 00	450 00	200 00
4040 00	3275 00	7275 00	6 98	3 84	3 14	1000 00	350 00	1675 00	250 00
2295 33	1650 00	271 83	4217 16	14 10	8 59	5 51	800 00	200 00	500 00	150 00
2968 11	3382 00	340 00	6690 11	9 00	4 45	4 55	700 00	456 25	2025 75	200 00
486 13	1080 00	1566 13	15 50	4 81	10 69	500 00	100 00	400 00	80 00
398 67	540 00	938 67	31 28	13 28	18 00	340 00	60 00	100 00	40 00
241 29	890 00	26 00	1157 29	19 28	4 45	14 83	400 00	40 00	400 00	50 00
612 13	1000 00	416 55	2028 68	41 40	21 00	20 40	475 00	100 00	350 00	75 00
3546 23	2212 00	458 24	6216 47	7 66	4 94	2 72	900 00	250 00	900 00	162 00
1430 90	1900 00	79 30	3410 20	23 04	10 21	12 83	700 00	300 00	500 00	400 00
986 87	1240 00	143 00	2369 87	44 71	21 32	23 39	600 00	160 00	400 00	80 00
212 39	597 00	650 00	815 89	18 54	4 98	13 56	400 00	100 00	67 00	30 00
1201 00	1045 00	52 10	2298 10	53 44	29 14	24 30	500 00	100 00	365 00	80 00
875 38	1070 00	22 30	1967 68	32 25	14 71	17 54	500 00	100 00	350 00	120 00
1064 52	975 00	2039 52	10 56	5 51	5 05	400 00	200 00	300 00	75 00
1632 23	1940 00	519 41	4091 64	17 86	9 39	8 47	720 00	200 00	720 00	300 00
1398 47	1400 00	996 84	3795 31	8 84	5 58	3 26	650 00	200 00	400 00	150 00
801 23	1191 00	104 21	2096 44	10 17	4 39	5 78	450 00	216 00	400 00	125 00
1382 25	1431 00	57 90	2871 15	7 06	1 66	5 40	550 00	200 00	481 00	200 00
1610 38	1250 00	224 40	3084 78	18 14	10 79	7 35	700 00	100 00	350 00	100 00
884 19	714 26	45 75	1644 20	48 35	27 35	21 00	400 00	214 26	100 00
11894 38	8766 00	2134 37	22794 75	7 96	4 90	3 06	1600 00	560 00	5606 00	1000 00
487 51½	1325 00	89 90	1902 41½	30 19	9 16	21 03	650 00	200 00	375 00	100 00
2073 99	1600 00	246 19	3920 18	9 24	5 47	3 77	800 00	200 00	400 00	200 00
1804 00	1234 00	46 33	3084 33	12 28	7 37	4 91	500 00	254 00	400 00	80 00
668 94	1525 00	234 62½	2428 56½	18 25	6 76	11 49	850 00	125 00	250 00	300 00
.....	200 00	200 00	25 00	25 00	200 00
681 54	699 00	108 35	1488 89	10 55	5 60	4 95	500 00	99 00	100 00
61254 15½	59900 56	9307 08½	130461 80	11 61	6 28	5 15	24739 50	6395 75	22628 31	6137 00

This amount includes the salaries of the Engineer and Steward.

HOSPITALS

AND

CHARITABLE INSTITUTIONS

AIDED BY PROVINCIAL FUNDS.

HOSPITALS.

At the close of the last official year, there remained under treatment in the various Hospitals of the Province, 415 patients, and during the year ending 30th September, 1876, 3,247 patients were admitted, and 231 children were born in them, making a total of 3,893 patients who received treatment in these Institutions, in the twelve months.

During the same period 2,240 patients were discharged, and 251 died, leaving 402 under treatment at the close of the year.

In addition to the 3,893 persons who received treatment as resident patients, 7,592 are returned as having received medicine and treatment, but who were not inmates of the Hospitals. From these figures it would appear that no less than 11,485 persons were benefited by the Hospital operations of the Province during the year.

The following Table shows the distribution and movements of patients in the respective Hospitals, under the following headings :--

- 1st. The admissions, discharges, and deaths, and the number of patients remaining under treatment at the beginning and close of the year.
- 2nd. The religions and nationalities of the patients.
- 3rd. The places from which patients were admitted to the respective Hospitals.

TABLE No 1.

NAME OF HOSPITAL.	ADMISSIONS.						RESIDENCE OF PATIENTS.															
	No of patients remaining in the Institution 1st October, 1875.	No of patients admitted during the year ending 30th Sept., 1876.	No of births in the Hospitals during the year.	Total No. of patients under treatment in the Hospitals during the year (including children born in the Hospitals and inmates in residence at the close of the previous year).	No. discharged from the Hospitals during the year.	No. of deaths in the Hospitals during the year.	No. of patients remaining in the Hospitals on the evening of the 30th September, 1876.	No. of persons who have received treatment or relief during the year, who were not inmates of the Hospitals.	Protestants of any Denomination.	Roman Catholics.	Other Religions (or not known).	England.	Ireland.	Scotland.	Canada.	United States.	Other Countries.	Received from the city or town in which Hospital is located.	Received from other Counties in the Province of Ontario.	Received from the county in which the Hospital is located.	Received from the United States.	Received from other countries, including emigrants, foreigners and aliens.
General Hospital, Toronto	146	828	974	747	92	135	4256	730	236	8	272	284	87	256	45	30	715	179	72	2	6	13
City Hospital, Hamilton	49	388	31	389	32	47	823	318	145	5	108	147	40	135	20	18	301	20	38	6	6	29
General Hospital, Kingston	54	359	39	422	19	51	850	326	127	39	72	146	13	238	26	7	199	55	169	19	50	15
Hotel Dieu Hospital, Kingston.	17	283	300	264	12	24	80	12	268	20	12	69	6	203	10	...	130	95	50	10	15	...
General Protestant Hospital, Ottawa.	30	171	201	164	14	23	...	191	8	2	55	51	12	67	8	8	129	38	15	1	18	...
General Roman Catholic Hospital, Ottawa.	30	322	353	292	27	34	680	6	347	...	6	133	...	204	7	3	84	172	65	3	29	...
General Roman Catholic Hospital, London.	26	214	256	210	16	30	115	195	61	...	64	70	28	83	6	5	182	23	29	2	20	...
General and Marine Hospital, St. Catharines	25	295	327	288	16	23	416	152	172	3	71	120	15	70	28	23	128	79	102	13	5	...
Burnside Lying-in Hospital, Toronto.	9	138	132	257	13	9	...	113	30	136	27	27	10	75	...	140	86	41	7	...	140	...
Eye and Ear Infirmary, Toronto	12	84	96	92	4	4	366	65	31	...	23	28	9	35	...	1	13	71	9	...	3	...
General Hospital, Guelph	7	82	5	76	9	9	...	82	12	...	12	16	25	38	...	1	49	24	16	2	3	...
St. Joseph's Hospital, Guelph	10	43	53	39	1	13	...	4	49	...	4	25	...	20	2	2	28	4	21
Total	415	3247	231	3883	3240	251	7592	2194	1486	213	726	1116	245	1414	153	239	2134	801	593	63	302	...

It will be observed that two Hospitals have been added to the list, viz., the General Hospital, Guelph, and the St. Joseph's Hospital at the same place, making twelve Institutions of this description that are now receiving Provincial aid. Both of the Hospitals referred to received aid last year from the supplementary appropriation, but as returns had not been received of their operations the year previous, the amount given was not based upon the number of patients treated, but took the form of a bulk sum of \$800 to each.

The following summaries give the nationalities and religions of the 3,893 patients who were under treatment during the year :—

Nationalities.

Canadians.....	1414
English.....	726
Irish.....	1116
Scotch.....	245
United States.....	153
Other Countries.....	239
	3,893

Religions.

Protestant denominations.....	2194
Roman Catholics.....	1486
Other denominations or not known.....	213
	3,893

The following summary shows the number of patients who were admitted into the respective Hospitals from the towns in which they are located, and the number received from other places :—

Admitted from the cities and towns in which the Hospitals are located, viz., Toronto, Hamilton, Kingston, London, Ottawa, St. Catharines and Guelph.....	2134
From the counties of which these towns and cities are the Capitals, viz., York, Wentworth, Frontenac, Middlesex, Carleton, Lincoln, and Wellington.....	655
From other counties of the Province.....	739
From the United States.....	63
Emigrants &c.	302
	3,893

The next Table (No. 2) gives the following information :—

1st. The total number of patients, male and female, that were under treatment in each Hospital ; the average stay of each patient therein ; and the collective stay of the whole number.

2nd. The first instalment of money that each Hospital is entitled to receive from Government under the provisions of section 3, sub-section A, of the "Charity Aid Act" of 1874, being 20 cents per day for every patient actually admitted in the Hospital.

3rd. The amounts received by Hospitals from all sources, other than the Government grant, and the proportion that one-fourth of that amount bears to the further allowance from Government of ten cents per day for each patient, under the provisions of section 4, sub-section A, of the Act referred to.

TABLE No. 2.

NAME OF HOSPITAL.	Total number of patients under treatment in the Hospitals during the year, including all patients in residence at the close of the previous year.			STAY OF PATIENTS.				Legislative grant, at the rate of 20 cents per day for each day's actual treatment and stay of each adult patient admitted, would amount to—	Amount of money received from all sources, other than the Province, towards the ordinary yearly maintenance of the Institution.	One-fourth of the last-named amounts would be equal to—	Further Legislative supplementary grant at rate of 10 cents per day's stay, not to exceed one-fourth of money received from other sources to maintenance.
	Males.	Females.	Total.	Average days stay of patients in the Institution.	Collective days stay of adult patients in the Hospital, exclusive of days of discharge.	Collective stay of infants under one year of age in the Institution, allowing half time.	Total collective stay of adults and infants for the year.				
General Hospital, Toronto	656	318	974	53½	52414	52414	\$ 10482 80	* 249239 79	\$ cts. 7369 95	\$ cts. 5241 40
City do Hamilton	294	174	468	45	20853	276	21129	4225 80	3395 64	848 91	2112 90
General do Kingston	274	218	492	37½	18028	417	18445	3689 00	2919 73	729 43	1844 50
Hotel Dieu do	148	152	300	25½	7655	7655	1531 00	1243 04	310 77	765 50
General Protestant Hospital, Ottawa	119	82	201	52	10450	13	10463	2092 60	890 15	2247 54	1046 30
General Roman Catholic Hospital, Ottawa	173	180	353	37½	13333	13334	2666 80	3891 68	972 89	1333 40
do do London	162	94	256	42½	10787	164	10951	2150 20	4138 54	1034 63	1095 10
General and Marine Hospital, St. Catharines	253	74	327	25½	8237	96	8333	1646 60	2057 55	514 38	833 30
Burnside Lying-in Hospital, Toronto	72	207	279	15½	4278	4278	855 60	1634 30	408 57	437 80
Eye and Ear Infirmary, Toronto	61	35	96	27	2603	2603	520 60	1633 70	408 42	260 30
General Hospital, Guelph	76	18	94	35½	3255	81	3335	667 20	3298 28	824 57	533 60
St. Joseph's Hospital, Guelph	27	26	53	116½	6175	4	6179	1235 80	2126 86	531 71	617 90
Totals	2315	1578	3893	158068	1051	159120	31824 00	64560 20	1614 30	15912 00

* The receipts of the Toronto Hospital include \$11,574 41, being income from property, and \$4,417 15, sales of land, less interest on debentures \$4,568 89, and debentures redeemed \$4,000 00.

It would appear from an examination of the preceding Table, that the 3,893 patients who were under Hospital treatment during the year, remained for an aggregate period equal to 159,120 days; the average period of residence in each Hospital, ranging from 15½ days to 116 days per patient.

Under the third clause of the "Charity Aid Act" of 1874, providing for the payment of 20 cents per day for the treatment of every patient admitted to the various Hospitals, the sum of \$31,824.00 will be required as the first instalment of Provincial aid to these Institutions.

It would further appear, from the preceding Table that only four Hospitals received the requisite amount of municipal and private aid, to entitle them to receive the full amount of supplementary aid provided for by the Act, viz., ten cents additional per day. These were the General Hospitals at Toronto, Ottawa, and Guelph, and the Eye and Ear Infirmary, Toronto. All the other Hospitals are only entitled to receive as supplementary aid, a sum equal to one-fourth of the amount they obtained from municipal and private sources during the preceding year.

There would therefore be required under the provision of the fourth section of the Act a further sum of \$12,233.39 as supplementary aid to Hospitals.

In my report of last year, I used the following language in respect to the occupation of Hospital beds by persons suffering from chronic and incurable ailments:—"There are still, however, a number of improper cases retained in the wards of some Hospitals, and who have been there for years. As the object of granting Government aid to Hospitals, is to restore, as soon as possible, to the working community, those who have been withdrawn from it by sickness and disease, it will be apparent that that object is being defeated by the retention in the wards, of persons who are afflicted with incurable diseases, or who are mostly suffering from the infirmities of old age. I would therefore recommend that from the commencement of the present official year, the Government Hospital allowance shall be most strictly confined to curable patients (periods of residence to be as much as possible the test of curability); and if inmates, except in special cases, occupy beds for a longer period than is required for actual treatment, the Government allowance for such cases shall be the same as for inmates of Houses of Refuge."

Acting upon this recommendation, I have made reductions equivalent to the difference in the amount of statutory aid to Hospital patients and House of Refuge inmates, viz.: from thirty cents to seven cents per day for the time that such patients remained in the various Hospitals during the year.

The following Table, No. 3, shows the amount of such reductions, and the actual amount that each Hospital is entitled to receive as Government Aid for the year 1877.

TABLE No. 3.

NAME OF HOSPITAL.	Amount payable to each Hospital under the 20 cents per day (Government allowance.		Amount payable to Hospitals under the supplementary allowance of 10 cents per day.		Amount payable to Hospitals in lieu of the 10 cents per day allowance, being one-fourth of money received from all other sources for ordinary maintenance than the Province.		TOTAL STATUTORY ALLOWANCE.		Reduce from 30 cents Hospital allowance to 7 cents House of Refuge allowance per day for incurable patients included in returns.		Total amount that each Hospital is entitled to receive for the year 1877.		Total amount that each Hospital received from Government in 1876.	
	\$	cts.	\$	cts.	\$	cts.	\$	cts.	\$	cts.	\$	cts.	\$	cts.
General Hospital, Toronto	10482	80	5241	40			15724	20	1178	52	14545	68	15478	36
do Hamilton	4225	80			848	91	5074	71	420	90	4653	81	5796	46
General do Kingston	3689	00			729	93	4418	93	420	90	3998	03	4800	00
Hotel Dieu do	1531	00			310	77	1841	77	251	85	1589	92	2019	37
General Protestant Hospital, Ottawa	2092	60	1046	30			3138	90	589	26	2549	64	2808	30
General Roman Catholic Hospital, Ottawa	2666	80			972	89	3639	69	404	34	3235	35	3717	74
do do London	2190	20			1034	63	3224	83	503	70	2721	13	3526	20
General and Marine Hospital, St. Catharines	1666	60			514	38	2180	98			2180	98	2285	70
Burnside Lying-in Hospital, Toronto	875	60			408	57	1264	17			1264	17	813	60
Eye and Ear Infirmary, Toronto	520	60	260	30			780	90			780	90	1164	60
General Hospital, Guelph	667	20	353	60			1000	80			1000	80	800	00
St. Joseph's Hospital, Guelph	1235	80			531	71	1767	51	673	44	1694	07	800	00
Totals	31824	00	6881	60	5351	79	44057	39	4442	91	39614	48	44060	33

The following Table, No. 4, gives the expenditures of the various Hospitals for the year, classified under the headings of "Food, Medicines, &c.," and "Salaries and Wages and other Expenses."

TABLE No. 4.

NAME OF HOSPITAL.	FOOD, MEDICINES, &c.							SALARIES AND WAGES AND ALL OTHER EXPENCES.						
	Beer, wine & spirits.	Medical comforts.	Butcher's meat.	Flour and bread.	General provisions & Milk.	Total.	Salaries and wages.	Fuel, light & water.	Bedding, clothing, crockery, furniture, laundry, soap and cleaning.	Taxes and insurance.	Real estate, ordinary repairs.	Advertising, printing, postage, &c.	Other expenditures not enumerated.	Total.
	§ cts.	§ cts.	§ cts.	§ cts.	§ cts.	§ cts.	§ cts.	§ cts.	§ cts.	§ cts.	§ cts.	§ cts.	§ cts.	§ cts.
General Hospital, Toronto	324 18	1793 51	5154 80	1377 88	4076 86	2693 41	16020 73	3968 70	3073 30	731 72	416257 69	229 56	5080 63	35928 85
City Hospital, Hamilton	259 80	465 58	928 19	697 65	1411 06	505 04	4267 32	1183 01	892 02	500 00	332 26	26 28	387 21	4924 78
General Hospital, Kingston	71 58	270 15	917 66	572 53	1394 83	341 93	3568 68	1122 22	315 81	9 00	120 57	57 16	147 72	3005 97
Hotel Dieu Hospital, Kingston	39 50	139 06	879 99	344 05	658 20	34 58	2 45	531 55	380 83	112 09	46 06	33 76	27 00	1215 74
General Protestant Hospital, Ottawa.	150 00	471 76	755 62	276 07	864 59	241 70	2759 83	636 07	1041 54	216 76	3192 45	532 63	304 18	7423 21
General Roman Catholic Hospital, Ottawa	84 85	222 52	970 75	746 62	3259 46	59 35	5343 55	848 69	765 87	75 00	215 45	43 23	2234 77
General Roman Catholic Hospital, London	312 90	651 53	377 00	1373 39	152 48	2867 30	1525 97	2306 44	810 73	1972 48	20 16	727 27	7363 05
General and Marine Hospital, St. Catharines	33 65	493 22	506 26	306 01	418 54	40 00	1797 69	420 81	405 90	12 00	113 28	110 20	34 42	1826 03
Burnside Lying-in Hospital, Toronto	21 05	70 92	236 13	125 95	523 40	92 71	1070 16	454 77	218 50	22 40	146 90	28 34	55 10	1298 01
Eye and Ear Infirmary, Toronto	30 80	122 00	393 10	121 20	593 58	146 60	1285 28	468 63	129 52	6 25	69 02	91 05	302 27	1151 01
General Hospital, Guelph	122 00	108 00	545 30	294 00	883 90	172 00	2125 20	164 00	2 88	310 81	85 11	776 06	2284 66
St. Joseph's Hospital, Guelph	1737 50	4401 61	11939 42	5238 96	15457 81	4479 81	44528 10	12135 14	9325 43	1639 22	22634 97	1304 25	8991 09	71534 11
Totals														

* Includes beer, wine and spirits.
 + Includes board of indoor patients.
 † Includes \$10,692 75, Extraordinary Repairs; and \$4,000, Debentures redeemed.
 ‡ Includes \$1,550, Extraordinary Repairs.
 § Includes \$1,920, Extraordinary Repairs.

The following table exhibits in a condensed form the aggregate cost of maintaining each Hospital, and the daily cost per patient, after deducting the outlay for extraordinary additions and repairs.

HOSPITALS.	Collective stay of all Patients.	Total cost of maintenance.	Cost for each patient per day.
General Hospital, Toronto.....	52,414	\$32,687 94	6 $\frac{2}{4}$
City do Hamilton	21,129	9,192 10	42 $\frac{1}{2}$
General do Kingston.	18,445	6,574 65	53 $\frac{1}{2}$
Hotel Dieu do do	7,655	3,311 12	43 $\frac{1}{4}$
General Protestant Hospital, Ottawa.	10,463	8,632 61	82 $\frac{1}{4}$
do R. C. Hospital, Ottawa	13,334	7,578 32	56 $\frac{3}{4}$
do do London.....	10,951	8,309 42	95 $\frac{3}{4}$
do Marine do St. Catharines.	8,333	3,623 72	43 $\frac{1}{2}$
Burnside Lying-in Hospital, Toronto.	4,278	2,368 17	55 $\frac{1}{4}$
Eye and Ear Infirmary, Toronto.....	2,603	2,488 88	95 $\frac{1}{2}$
General Hospital, Guelph	3,336	3,569 94	1 01
St. Joseph's Hospital, Guelph.....	6,179	5,003 23	80 $\frac{3}{4}$
	<u>159,120</u>	<u>93,340 10</u>	<u>58$\frac{3}{4}$</u>

HOUSES OF REFUGE.

During the past year four additional institutions were placed in the Schedule entitling them to receive aid as Houses of Refuge, under the provisions of "The Charity Aid Act" of 1874.

These Houses are, the House of Providence, Kingston; the House of Providence, Guelph; the Home for Incurables, Toronto, and the Home for the Aged and Friendless, London.

As the requisite statistical information was not furnished last year to enable the grant in aid of these Houses to be based upon the aggregate residence of the inmates, a bulk sum was voted to each in the Supplementary Estimates. This year the amount of aid is determined under the provisions of the Act.

The following Table (No. 5) shows the number of inmates that remained in the respective Houses at the close of last year, the number admitted this year, and the total number of persons who were under lodgment during the year, together with the discharges, deaths, and the number that remained in each House at the close of the official year. The Table also gives the religions and nationalities of the inmates, and from what places they were admitted to the respective Houses:—

TABLE No. 5.

NAME OF HOUSE OF REFUGE.	ADMISSIONS.		Number discharged from the Institution during the year.	Number of deaths in the Institution during the year.	Number of inmates remaining in the Institution on the evening of the 30th September, 1876.	Number of persons who received relief during the year who were not inmates.	RELIGIONS OF INMATES LODGED DURING THE YEAR.			NATIONALITIES OF INMATES LODGED DURING THE YEAR.						RESIDENCE OF INMATES.				
	Number of inmates remaining in the Institution on the 1st October, 1875.	Number of inmates admitted during the year ending 30th September, 1876.					Protestants of any denomination.	Roman Catholics.	Other Religions (or not known).	England.	Ireland.	Scotland.	Canada.	United States.	Other Countries.	Received from the city or town in which the Institution is located.	Received from other counties in the Province of Ontario.	Received from the county in which Institution is located.	Received from the United States.	Received from other counties, including emigrants, foreigners and aliens.
House of Industry, Toronto.	78	101	55	38	69	3509	132	41	6	37	91	19	28	3	1	95	38	20	5	21
Do Providence, Toronto.	141	296	248	31	158	27	410	26	272	6	122	6	5	307	15	103	11	1
Do Industry, Kingston.	37	158	155	2	38	130	65	41	86	8	59	1	173	22
Do Refuge, Hamilton.	36	50	56	2	28	51	35	16	34	5	27	3	1	78	3	5
Do Providence, Kingston.	55	37	32	14	17	4	88	2	70	3	9	7	1	19	3	60	7	3
Do Providence, Guelph.	19	23	25	40	4	38	16	26	25	8	9
The Home for Incurables, Toronto.	16	2	1	1	16	14	2	2	6	6	2	2	2	16	2
The Home for Aged and Friendless, London.	31	34	32	1	32	35	3	27	31	5	2	24	3	49	7	1	8
Totals	462	652	650	66	398	4940	397	682	35	159	580	45	237	23	10	762	74	215	28	35

The preceding Table shows that 1,114 persons were lodged and fed in these Houses of Refuge during the past year, of which number 650 were discharged, 66 died, and 398 remained in residence at the close of the official year.

The places from which these 1,114 inmates were admitted to the respective Houses were as follows:—

From the cities and towns where the Houses are located, viz.: Toronto, Kingston, Hamilton, London and Guelph	762
From the counties of which these cities and towns are the capitals	215
From other counties of the Province	74
Emigrants, foreigners, &c.	63
	1,114

The nationalities and religions of these persons are returned as follows:—

Canadian	297
English	159
Irish	580
Scotch	45
Other countries	33
	1,114

Religions.

Protestants of all denominations	397
Roman Catholics	682
Other religions	35
	1,114

The following Table (No. 6) shows—

1st. The number of inmates lodged, the average stay of each inmate, and the collective stay of the whole in the respective Houses.

2nd. The amount each House is entitled to receive under the clause in the Charity Aid Act providing for the payment of five cents per day for the lodgment of each inmate.

3rd. The amount received by the respective Houses from all sources other than the Government, and the further sum they would be entitled to receive in proportion to these receipts, as supplementary aid.

4th. The total amount that each House is entitled to receive for 1877, and a comparison of the amount with the aid granted in 1876.

TABLE No. 6.

NAME OF HOUSE OF REFUGE.	Total number of inmates who were lodged during the year (including those in residence at close of the previous year).			STAY OF INMATES.		Legislative aid, at the rate of 5 cents per day for each day's actual lodgment of each inmate admitted.	Amounts received from all sources other than the Province towards the ordinary yearly maintenance of the Institution.	One-fourth of the amount received from other than Government sources for maintenance.	Legislative supplementary aid at the rate of 2 cents per day's stay (not to exceed one-fourth of money received from other sources to maintenance).	Total amount of Legislative Grant to be given for the year 1877.	Grant for 1876.
	Males.	Females.	Total.	Average stay of inmates in each House.	Collective stay of inmates in each House.						
House of Industry, Toronto	109	70	179	157 ³	27910	1385 50	8875 48	2218 87	558 20	1933 70	2900 00
Do Providence, do	106	331	437	134 ⁴	58957	2947 85	9102 17	2275 54	1179 14	4126 39	3391 22
Do Industry, Kingston	135	60	195	87	16972	848 60	774 69	143 67	339 44	1042 27	2400 00
Do Refuge, Hamilton	14	72	86	135 ¹	11637	581 85	915 35	228 83	232 74	810 68	1060 43
Do Providence, Kingston	44	48	92	181	16677	833 85	4080 09	1020 02	333 54	1107 39	1000 00
Do Providence, Guelph	15	27	42	118 ⁴	6238	311 90	2680 11	672 27	124 76	436 66	500 00
The Home for Incapables, Toronto	8	10	18	27 ⁴	4945	247 25	2169 25	542 31	116 48	346 15	300 00
The Home for the Aged and Friendless, London	31	34	65	86 ⁵	5824	291 20				407 68	
Totals	462	652	1114		149160	7458 00	28606 14	7151 51	2983 20	10291 52	11551 65

* The receipts of this House are contained in Table No. 2, under heading of St. Joseph's Hospital, Guelph.

The expenditures of these Houses are shown in the following condensed Table.

	Food and all other expenditures except salaries and wages.	Salaries and Wages.	Total Expenditure.
House of Industry, Toronto	\$11,337 00	\$925 00	\$12,262 00
“ Providence “	12,267 60	220 00	12,487 60
“ Industry, Kingston.....	1,980 60	400 00	2,380 60
“ Refuge, Hamilton	1,625 74	350 04	1,975 78
“ Providence, Kingston...	5,092 39	5,092 39
“ “ Guelph	2,466 61	35 00	2,501 61
Home for Incurables, Toronto ...	2,022 05	434 00	2,456 05
Home for the aged and friendless, London	1,960 45	371 57	2,332 02
Totals	\$38,752 44	\$2,735 61	\$41,488 05

ORPHAN ASYLUMS, &C.

The institutions of this class in receipt of Government Aid, now number twenty-one. Six of these are regularly placed in the Schedule for the first time, although in the absence of the proper statistical information to base the statutory allowance upon, a bulk sum was appropriated to each last year. These new charitable Institutions are, the House of Providence Orphan Asylum, Kingston; the Protestant Orphan Home, London; the Industrial School, Hamilton; the St. Agatha Orphan Asylum, County of Waterloo; the Infants Home, Toronto, and the Home for the Friendless, Hamilton.

The operations of these Houses in respect to admissions and discharges are shown in the following Table:—

TABLE No. 7.

NAME OF INSTITUTION.	ADMISSIONS.		RELIGIONS OF INMATES LODGED DURING THE YEAR.					NATIONALITIES OF INMATES LODGED DURING THE YEAR.						RESIDENCE OF INMATES.						
	Number of inmates remaining in the Institution on the 1st October, 1876.	Number of inmates admitted during the year ending 30th Sept., 1876.	Total number of inmates who were lodged in the Institution during the year (including those in residence at the close of the previous year).	Number discharged from the Institution during the year.	Number of deaths in the Institution during the year.	Number of inmates remaining in the Institution on the evening of 30th Sept., 1876.	Protestants of any denomination.	Roman Catholics.	Other Religions (or not known).	England.	Ireland.	Scotland.	Canada.	United States.	Other Countries.	Received from the city or town in which the Institution is located.	Received from the county in which the Institution is located.	Received from other counties in the Province of Ontario.	Received from the United States.	Received from other countries (including emigrants, foreigners and aliens).
Orphans' Home and Female Aid Society, Toronto	107	47	154	53	3	98	153	1	25	15	8	102	1	3	21	35	46	46	52	
Roman Catholic Orphan Asylum, Toronto	203	209	412	205	10	197	32	378	17	7	7	370	18	1	311	19	76	76	6	
Magdalen Asylum, Toronto	28	56	84	50	1	33	66	18	20	30	4	26	4	4	70	3	7	7	7	
Girls' Home, Toronto	102	72	174	66	2	106	171	3	10	1	1	102	1	1	171	3	1	1	16	
Boys' Home, Toronto	73	77	150	53	5	97	147	1	22	3	4	91	8	15	119	1	14	10	2	
Newa Boys' Lodgings, Toronto	27	81	108	96	1	74	34	2	36	4	4	50	3	2	87	9	10	10	2	
Orphans' Home, Kingston	56	11	67	17	1	49	67	1	13	2	2	32	18	18	67	7	7	7	1	
House of Providence Orphan Asylum, Kingston	28	15	43	16	1	26	2	41	2	34	2	4	4	1	24	19	19	19	1	
Roman Catholic Orphan Home, London	71	50	121	49	2	70	121	1	13	15	2	129	1	42	77	7	36	36	31	
Protestant Orphan Home, London	37	14	51	51	1	35	35	16	1	1	1	9	9	1	20	5	5	5	2	
St. Mary's Orphan Asylum, Hamilton	107	43	150	34	4	112	33	150	9	10	8	148	1	1	88	5	55	55	2	
Orphan Asylum, Hamilton	30	3	33	3	3	27	33	1	9	10	8	6	6	2	33	1	13	13	2	
Home for the Friendless, Hamilton	9	40	49	34	2	13	29	20	13	15	2	15	2	2	33	1	13	13	2	
Boys' Home, Hamilton	64	37	101	33	40	68	101	1	26	6	6	26	4	33	101	14	18	18	1	
St. Patrick's Orphan Asylum, Ottawa	84	47	131	40	4	87	1	130	16	98	9	7	1	1	98	10	10	10	3	
Orphan Home, Ottawa	37	68	105	70	3	103	2	139	30	12	2	56	4	1	92	7	37	37	9	
St. Joseph's Orphan Asylum, Ottawa	72	67	139	66	2	71	139	1	55	5	7	78	1	2	86	7	60	60	9	
Magdalen Asylum, Ottawa	78	58	136	51	1	84	111	2	84	1	29	41	29	1	24	52	52	52	2	
Industrial School, Hamilton	56	57	113	3	3	28	96	44	11	3	3	31	31	22	185	3	22	22	2	
St. Agatha Orphan Asylum, St. Agatha	27	4	31	9	67	46	96	44	72	11	3	173	173	22	185	3	22	22	2	
The Infants' Home, Toronto	18	194	212	99	67	46	96	44	72	11	3	173	173	22	185	3	22	22	2	
Totals	1314	1250	2364	1141	103	1320	1221	1250	93	263	236	61	1695	76	143	1839	176	415	415	134

An examination of the preceding Table shows that 1,314 persons remained in the Institutions named at the close of last year, and that 1,250 were admitted to them during the twelve months, of whom 1,141 were discharged, 103 died, and 1,320 remained in residence at the close of this year.

It would thus appear that no less than 2,564 persons derived benefit from the operations of these twenty-one charitable Institutions during the year.

Of these, 2,295 were orphans or neglected and abandoned children, and 269 were fallen women.

The religions and nationalities of these 2,564 inmates were as follows :—

Religion.

Protestants of all denominations	1,147
Roman Catholics..... ..	1,216
Other religions, or not known	201
	2,564

Nationalities.

English..... ..	257
Irish	292
Scotch	57
Canadians..... ..	1,636
United States..... ..	73
Other Countries	249
	2,564

The places from which the inmates were received into the respective Institutions, were as follows :—

Received from the cities or towns in which the Institutions are located.....	1752
From the counties of which the cities and towns form part.....	167
Other counties of the Province	405
Emigrants, foreigners..... ..	240
	2,564

The next Table No. 8, gives the following information :—

1st. The number of persons that were in the respective Institutions, and the collective stay of such inmates therein, for the year.

2nd. The sum that each Institution would be entitled to receive under the provisions of the Charity Aid Act, allowing one and a-half cents for every day's lodgment of an inmate.

3rd. The amount received from all sources, other than the Province, for the support of the respective Institutions, and the proportion that that sum bears to the further half cent. per day, statutory allowance, as supplementary aid.

4th. The total amount of Government Aid that each Institution would be entitled to receive for 1877, under the provisions of "The Charity Aid Act" of 1874, and a comparison of that sum with the appropriation of the previous year.

TABLE No. 8.

NAME OF INSTITUTION.	Total number of inmates who were lodged during the year, including those in residence at the close of the previous year.			Collective stay of inmates in the Institution, exclusive of day of discharge.	Legislative Grant, at the rate of 1½ cents per day for each day's actual lodgment of each inmate admitted, would amount to		Amount of all moneys received from all sources other than the Province towards the ordinary yearly maintenance of the Institution.		One-fourth of the amount received from other than Government sources for maintenance, would be equal to		Legislative Supplementary Grant, at the rate of ½ cent per day's stay, not from other sources to maintenance.		Total amount of Legislative Grant to be given for the year 1877.		Grant for the year 1876.	
	Males.	Females.	Total.		cts.	cts.	cts.	cts.	cts.	cts.	cts.	cts.	cts.	cts.	cts.	cts.
Orphan Home and Female Aid Society, Toronto	100	54	154	37158	557 37	3070 33	747 58	185 79	743 16	698 41	743 16	185 79	698 41	743 16	185 79	698 41
Roman Catholic Orphan Asylum, Toronto	203	209	412	70261	1023 91	6860 35	1715 08	351 30	1405 21	1251 89	1405 21	351 30	1251 89	1405 21	351 30	1251 89
Magdalen Asylum, Toronto	84	84	168	11576	173 64	3629 87	907 72	57 88	231 52	490 00	231 52	57 88	490 00	231 52	57 88	490 00
Girls' Home, Toronto	58	116	174	42136	632 94	4151 01	1037 75	210 98	843 92	652 00	843 92	210 98	652 00	843 92	210 98	652 00
Boys' Home, Toronto	150	108	258	30031	450 46	3787 63	946 90	150 15	600 31	510 03	600 31	150 15	510 03	600 31	150 15	510 03
News-Boys' Lodgings, Toronto	108	108	216	4581	68 71	2193 00	548 25	22 90	91 61	172 52	91 61	22 90	172 52	91 61	22 90	172 52
Orphans' Home, Kingston	30	37	67	18974	284 61	2011 24	502 81	94 87	379 48	640 00	379 48	94 87	640 00	379 48	94 87	640 00
House of Providence, Kingston	38	5	43	8422	126 33	12143 29	3035 82	42 11	168 44	640 00	168 44	42 11	640 00	168 44	42 11	640 00
The Roman Catholic Orphan Home, London	59	62	121	26817	402 25	5301 00	1325 25	26 38	105 52	839 49	105 52	26 38	839 49	105 52	26 38	839 49
The Protestant Orphan Home, London	37	14	51	5276	79 14	2748 70	687 17	50 89	203 63	814 53	203 63	50 89	814 53	203 63	50 89	814 53
St. Mary's Orphan Asylum, Hamilton	78	72	150	40727	610 90	2134 79	531 19	20 65	82 60	640 00	82 60	20 65	640 00	82 60	20 65	640 00
Orphan Asylum, Hamilton	25	8	33	10178	132 67	14286 48	3571 62	124 38	497 52	164 58	497 52	124 38	164 58	497 52	124 38	164 58
Home for the Friendless, Hamilton	49	49	98	4130	61 95	5149 73	1287 43	153 85	622 41	678 53	622 41	153 85	678 53	622 41	153 85	678 53
Boys' Home, Hamilton	101	101	202	4430	373 14	1822 87	455 71	73 77	295 08	480 00	295 08	73 77	480 00	295 08	73 77	480 00
St. Patrick Orphan Asylum, Ottawa	55	76	131	31171	467 56	2335 45	583 86	135 87	583 49	569 96	583 49	135 87	569 96	583 49	135 87	569 96
Orphan Home, Ottawa	49	56	105	14754	221 31	5246 00	1311 50	143 43	573 72	568 00	573 72	143 43	568 00	573 72	143 43	568 00
St. Joseph's Orphan Asylum, Ottawa	51	88	139	28686	430 29	6087 96	1521 97	108 45	433 80	303 74	433 80	108 45	303 74	433 80	108 45	303 74
Magdalen Asylum, Ottawa	136	136	272	21690	325 35	459 91	114 97	50 67	202 65	176 40	202 65	50 67	176 40	202 65	50 67	176 40
Industrial School, Hamilton	15	15	30	10134	132 01	2408 15	602 03	62 20	248 80	150 00	248 80	62 20	150 00	248 80	62 20	150 00
St. Agatha Orphan Asylum, St. Agatha	16	15	31	10134	132 01	2408 15	602 03	62 20	248 80	150 00	248 80	62 20	150 00	248 80	62 20	150 00
The Infants' Home, Toronto	79	133	212	12440	186 60	85817 76	21451 63	2406 23	9624 39	9815 61	9624 39	2406 23	9815 61	9624 39	2406 23	9815 61
Totals	1301	1263	2564	481253	7218 76	85817 76	21451 63	2406 23	9624 39	9815 61	9624 39	2406 23	9815 61	9624 39	2406 23	9815 61

SEPARATE INSPECTION REPORTS

UPON

HOSPITALS AND CHARITABLE INSTITUTIONS.

GENERAL HOSPITAL, TORONTO

During the past year, 828 patients were admitted to this Hospital, who, together with the 146 that remained in the Institution at the close of the previous year, made a total of 974 patients who were under treatment during the twelve months, as compared with 1,087 the preceding year.

These 974 patients were received into the Hospital from the following places :—

From the City of Toronto.....	715
“ “ County of York.....	72
“ other counties in the Province.....	179
“ the United States.....	2
Emigrants.....	6
	974

The sex, nationalities and religious denominations of these patients were as follows :—
Males 656, females 318. Protestants 730, Roman Catholics 238, other denominations 8.
English 272, Irish 284, Scotch 87, Canadians 256, United States 45, and other countries 39.

The average stay of each patient in the Hospital was $53\frac{3}{4}$ days, and the aggregate stay of the whole number, excluding the days of discharge, was 52,414 days. The revenue that the Hospital received from all sources, other than the Provincial Grant, was considerably in excess of the amount entitling it to receive the full statutory allowance of Government Aid, which would be as follows :—

52,414 days treatment of patients at 20c. per day.....	\$10,482 80
Supplementary Aid at 10c. per day	5,241 40
	\$15,724 20
Less difference between 30c. and 7c. per day for 5,124 days	
Hospital residence of incurables.....	1,178 52
	\$14,545 68

The total amount of Government Aid that this Hospital would be entitled to receive for 1877, is therefore \$14,545 68.

The revenue of the Hospital for the year, and the sources from which it was received were as follows :—

From the Province of Ontario.....	\$15,478 36
“ Municipalities for the maintenance of patients.....	16,827 50
“ Paying patients themselves.....	2,827 81
“ Income from property belonging to the Hospital.....	11,574 41
“ Sale of lands.....	4,417 15
“ Subscriptions, donations and bequests of private individuals.....	1,218 01
“ Other sources.....	943 80
	\$53,287 04

The expenditures for the same period were as follows :—

Beer, wine and spirits.....	924 18
Medicines and medical comforts.....	1,793 51
Milk.....	2,693 41
Butcher's meat, bread, groceries, provisions.....	10,609 63
Salaries and wages.....	6,573 25
Fuel, light, water, taxes, insurance, &c.....	4,705 42
Furniture, furnishings and clothing.....	3,073 30
Ordinary and extraordinary repairs.....	11,902 16
Redemption of debentures.....	4,000 00
Interest on outstanding debentures.....	4,568 89
Other expenditures.....	1,105 83
	\$51,949 58

It will be observed that there are included in the foregoing statements, both receipts and expenditures of an abnormal character, and which should not properly form part of the maintenance accounts. The actual receipts for maintaining the Hospital, exclusive of the Provincial Grant, amounted to \$29,239 79, as shown in Table No. 2, and including the amount received from that source, \$44,718 15. Eliminating the abnormal expenditures for extraordinary repairs amounting to \$10,692 75, and \$8,568 89 for payment of interest and redemption of debentures, the cost of maintaining the Hospital for the year amounted to \$32,687.04.

Statutory inspection was made of this Hospital on the 18th August, when every part of the house was examined, and every patient in it was seen and conversed with. The number of patients in the Hospital on that day was 125, of whom 84 were males and 41 females. An examination of the register showed that these patients had been received from the following places viz. :—

From the City of Toronto.....	92
From the County of York.....	5
From other counties of the Province.....	3
Immigrants, foreigners, &c.....	25
	125

These patients were being supported in the Hospital as follows :—

By the City of Toronto.....	71
By other municipalities.....	17
By patients themselves.....	12
Occupying free beds.....	23
By Messrs. Ross and Elliott, Trustees.....	2
	125

From the above summary it would appear that the number of free beds has been very much reduced, and the payments from municipalities for the support of patients correspond-

ingly increased during the past year. This state of things, viewed from a financial standpoint, must be accepted as satisfactory, particularly at a time when the Trustees are endeavouring to restore the financial affairs of the Hospital to a healthy and, if possible, self-sustaining basis. The Trustees, however, should not lose sight of the fact that the Government grant to this and other Hospitals in the Province is made chiefly for the purpose of providing Hospital accommodation and treatment to poor persons, who have neither the homes to be treated in while sick nor the means for paying for such treatment. For this class a considerable number of free beds should always be available, subject to the award of the Hospital Trustees, and without waiting for the order of the Mayor of Toronto or the guarantee of a municipality. Further, it is a question for the consideration of the Government whether the Provincial grant to Hospitals should not be made contingent upon a certain proportion of the beds, certainly not less than one-third, being made free to the sick poor who are unable to pay, many of whom may be most unwilling to solicit an order or a guarantee from a municipal official. Either this course should be adopted or the charges for the support of patients should be reduced to the lowest possible rate consistent with the effective maintenance of the Hospital.

I am glad to be able to report a considerable diminution in the large number of chronic and incurable patients who heretofore have found a home in this Hospital. There are still, however, a few inmates in residence to whom the Government grant cannot be extended, and whose cases and names were brought under the notice of the Medical Superintendent. In addition, there were about ten inmates who although, beyond doubt, incurable subjects, were receiving treatment with a view to the relief of their maladies, but who could be treated and attended to quite as well in a House of Refuge. Of the 125 patients who were in residence at the time of my visit, 4 had been admitted prior to the 1st January, 1875; 11 between the 1st January and 1st October, 1875, and 13 between the last named day and the 1st January, 1876, the remaining 97 having been admitted since the 1st January up to the day of my inspection.

I saw and conversed with every patient (except two who were absent on leave), from whom I received no complaints whatever, either in respect to their lodgment and domestic comforts or their medical treatment; on the contrary, all expressed satisfaction with both.

The condition of the Hospital in the various wards and departments was most satisfactory, cleanliness and good order being everywhere apparent. The walls and ceilings had just been well white-washed, and the atmosphere was pure and wholesome throughout. The new water-closets and bath-rooms had been completed, and were reported to be working satisfactorily, and there was an abundant supply of water both for sanative and domestic purposes.

The Medical Superintendent reported that the steam-heating appliances that had lately been placed in the building, gave satisfaction last winter. These structural improvements, which were designed to overcome defects and supply deficiencies which previously existed, seem, so far as they can be judged at present, to render the sanitary arrangements of the Hospital most complete, and, at the same time have added greatly to the comfort of the patients. In addition, the cheerfulness of the Hospital has been vastly increased. There are now sixteen associated dormitories and ten single rooms in which 178 beds were made up on the day of my visit. This number of rooms affords excellent facilities for classifying the patients, which had been much neglected heretofore, but which is now one of the best features in the new management. The sexes are completely separated, and an accident and fever ward are allotted to each, besides which, every patient has access to one of the verandahs of the Hospital.

Not only has the accommodation for the patients been increased and bettered in all respects, but marked improvements have been made in the Medical Superintendent's quarters, the attendants' and servants' rooms, surgery, theatre, etc., as well as in all the domestic departments and the grounds and the general surroundings of the Hospital.

I was present when dinner was served to the patients. The food, which consisted of roast beef, mutton, Irish stew, and three kinds of vegetables, was excellent, and both the quality and the variety of the food, as well as the mode of serving the meal, was in marked contrast with that of previous years. I was informed that the revision of the dietary lists received constant attention, as also did the wine and spirit list, and a very great reduction has been made in the cost of wine, beer and spirits, as compared with the two last years, although the number of patients has largely increased.

Notwithstanding what has been done to improve the structural condition of the Hospital there still remains some work to do, notably the erection of a new laundry building, and the provision of proper laundry appliances, as well as the relaying of some of the ward floors. It is to be hoped that these defects will be attended to as soon as the Hospital funds will permit.

In closing this report I may be permitted to express my deep regret at the death of Mr. C. S. Ross, chairman of the Hospital Trust. From the date of his appointment, up to within a short period of his death, he discharged the important duties of the Trust in the most assiduous and conscientious manner. To him, together with his colleagues and the able and experienced resident Physician, belongs the credit of bringing the Hospital up to its present high state of efficiency.

Mr. W. H. Howland was, upon the death of Mr. Ross, appointed Government Trustee.

HAMILTON CITY HOSPITAL.

The operations of this Hospital for the year ending 30th September, were as follows: Number of patients remaining at close of last year, 49; admitted during the year, 388 born in the Hospital, 31; making a total of 468 patients who were under treatment during the twelve months. Of this number 389 were discharged cured or improved, 32 died and 47 patients remained under treatment at the close of the year.

The 468 patients above referred to were received into the Hospital from the following places:—

From the City of Hamilton.....	391
From the County of Wentworth.....	38
From other Counties of the Province.....	20
From the United States.....	5
Emigrants, &c.....	13

163

The sex, nationalities, and religious denominations of these patients were as follows: Males, 294; Females, 174. Protestants, 318; Roman Catholics, 145; other denominations, 5. English, 108; Irish, 147; Scotch, 40; Canadians, 135; United States, 20 and other countries, 18.

The average stay of each patient in the Hospital was 45 days, and the collective stay of the 468 patients amounted to 21,129 days.

The amount that this Hospital received towards its ordinary maintenance from all sources, other than the Province, was not sufficient to entitle it to the full amount of supplementary aid.

The Government aid for 1877 would therefore be as follows:—

Allowance for 21,129 days treatment of patients at 20c. per day	\$4225 80
One-fourth of \$3,395.64 being the amount received for ordinary maintenance from all other sources than the Government grant....	848 91

\$5,074 71

Less difference between 30c. and 7c. per day on 1830 days Hospital residence of incurables	420 90
--	--------

\$4,653 81

The above summary shows that the Hamilton Hospital is entitled to receive \$4,653.81 as the Government grant for 1877.

The Hospital revenue and the sources from which it came for the year were as follows:—

From the Province of Ontario	\$5796 46
From the City of Hamilton.....	2817 92
From other Municipalities in payment of patients' maintenance.....	347 50
From paying patients themselves.....	230 22

\$9,192 10

The Hospital expenditures for the year were as follows :

Beer, wine and spirits.....	259 80
Medicine and medical comforts.....	465 58
Milk.....	505 04
Butchers' meat, bread, groceries, and provisions.....	3036 90
Salaries and wages.....	1604 00
Fuel, light, water, taxes, insurance, &c.....	1683 01
Furniture, furnishing, and clothing.....	892 02
Ordinary and extraordinary repairs.....	332 26
Other expenditures.....	413 49
	\$9,192 10

Statutory inspection was made of this Hospital on the 13th September, when the building in all its departments was minutely examined, and the movements of patients enquired into.

There were in residence 47 patients—38 males and 9 females, who had received into the House from the following places:—

From the City of Hamilton	36
From the County of Wentworth	3
From other Counties	8
	47

From the above summary, it would appear that the benefits of this Hospital, at the date of my visit, were chiefly confined to persons belonging to the City of Hamilton, and the annual returns would seem to confirm this in respect to its general operations. The Toronto Hospital is more provincial in its operations, as perhaps it should be.

Six of the males, and one of the females were entered as paying patients; all the rest were being lodged and treated free of charge. Nine patients were residents of the Hospital prior to 1st January, 1876, of whom five, certainly, were not proper subjects for a curative institution, and in respect of whom the Government allowance to inmates of Houses of Refuge can only be made. From an examination of the other patients, they all seemed to be proper cases for an Hospital.

The name of a woman appeared on the Register as a *patient*, whereas she was only taking care of her sick child as a nurse. The Government allowance cannot be given in such a case.

An examination of the Register and a comparison of it with the names of the patients actually in residence, showed that in eight cases discharges had not been recorded. The Register should, at the close of each official year, be closed and balanced off to correspond exactly with the return made to Government. This had not been done, and indeed the day's pay of each patient had not been entered at all in the column for that purpose. The authorities of the Hospital were requested to strictly comply with all these forms in the future.

A book must also be opened in the office in which shall be recorded the date and hour of the day on which visits are paid to the Hospital by the attending physicians, with the signature of each physician attached. The same form to be followed by the members of the Managing Committee.

The number of beds made up in the twelve associated wards, and the two rooms for private patients, was 69, which left twenty-two vacancies in the Hospital. The beds were very comfortable and clean, and neatly kept generally, and the wards were in the same state. In two wards where the windows (which are the only means of ventilation), were all closed, the air was somewhat foul, but with these exceptions, the building was very free from bad odours.

I was present when the dinner was about to be served, and tasted the food; it consisted of roast beef, potatoes, carrots and bread, with a dessert for the weaker patients. The food was all of excellent quality, and well cooked.

I spoke to every patient in the Hospital, from only one of whom a complaint was received. The cause of complaint was found to be groundless.

The grounds around the Institution, and the yards, were in good order.

GENERAL HOSPITAL, KINGSTON.

The following summary exhibits the operations of the Hospital, in respect to movement of patients, for the year ending 30th September, 1876 :

Number of patients remaining on 1st October, 1875.....	54
Admitted during the year	399
Births in the Hospital	39
 Total number under treatment	 492
Discharges	422
Deaths	19
Remaining 30th Sept., 1876..	51
	— 492

These patients were received into the Hospital from the following places :

From the City of Kingston	160
From the County of Frontenac	55
From other counties in the Province.....	169
From the United States	19
Immigrants, &c.	50
Not returned.....	49

492

These 492 patients comprised 274 men and 218 women, whose nationalities are reported to be as follows:—English, 72 ; Irish, 146 ; Scotch, 13 ; Canadians, 188 ; United States, 26 ; and other countries or unknown, 46.

The religions of the patients were:—Protestants, 326 ; Roman Catholics, 127 ; Unknown, 39.

The average stay of each patient in the Hospital, was $37\frac{1}{2}$ days, and the collective stay of the whole number, was 18,445 days.

As one-fourth of the entire amount that the Hospital received towards its ordinary maintenance, excluding the Government Grant, was not equal to the amount that would be derived from the ten cents per day supplementary grant, the former amount must be taken which would make the Government Grant to the Hospital for the year 1877, as follows:—

Allowance for 18,445 days treatment of patients at 20cts per day.....	\$3,689 00
One-fourth of \$2,919 73, being the amount received for maintenance exclusive of Government aid	729 93

\$4,418 93

Less difference between 30cts. and 7c. on 1830 days maintenance of incurables ..	420 90
--	--------

\$3,998 03

The entire revenue of the Hospital for the year, and the sources from which it was derived, were as follows:—

From the Ontario Government	\$4,800 00
“ the Dominion “	500 00
“ Municipalities as grants	400 00
“ paying patients themselves.....	984 00
Subscriptions and donations of private individuals.....	395 59
Other sources.....	640 64

\$7,720 23

The expenditures for the same period, were as follows :

Beer, wine and spirits	71 58
Medicines and medical comforts	270 15
Butcher's meat, bread, groceries, and provisions.....	2,885 02
Milk	341 93
Salaries and wages	1,233 49
Fuel, light, water, taxes and insurance	1,131 22
Furniture, furnishings and clothing.....	315 81
Repairs	120 57
Other expenses.....	204 88
	\$6,574 65

Statutory Inspection was made of this Hospital on 6th May, on which occasion I found its various wards a greater number of patients than at any previous visit. These comprised 47 men and 26 women, or a total of 60 patients. Of this number, 8 were entered upon the register as paying patients, at weekly rates of from \$1.50 up to \$7.

An examination of the register, and a personal inspection of the inmates, showed that there were then 11 patients in the wards of the Hospital, who were not, in my opinion, proper subjects for such an Institution. In a few instances, these patients had been in residence from three to four years; some of them afflicted with physical diseases of a chronic and inoperable nature, but in five cases, the infirmities of old age and general debility arising therefrom, were the only ailments. I brought to the notice of the Trustees, the necessity of making other provision for such inmates, and notified them that the Government grant to Hospital patients could no longer be given to them. I had also to call their attention to the practice which existed of admitting cases of pregnancy (of which class there were then six patients in the Hospital), at a much earlier period than there was any necessity for, and thus calling a much larger Government appropriation for that purpose than the occasion demanded. All the other patients were recent admissions, and an unusual number of them were suffering from ulcerated legs and such like diseases. At the time of my visit there was one case of scarlet fever in an isolated ward.

It having come to my knowledge that some of the attending physicians were in the habit of admitting patients to the private wards of the Hospital, and of collecting from them the ordinary professional fees charged for medical attendance in a private house. I brought the matter under the notice of the Honorary Secretary, and requested an explanation. It is clear that the Government grant to Hospitals was never intended to include such a class of patients.

The various books were examined, and found to be very neatly and, apparently, very correctly kept.

The Hospital throughout was found in excellent order, with the most scrupulous cleanliness prevailing everywhere.

HOTEL DIEU HOSPITAL, KINGSTON.

During the past year 283 patients were admitted to this Hospital, which with the 17 that remained in the house at the close of last official year, made a total of 300 patients, who were under treatment during the twelve months.

These 300 patients were received into the Hospital from the following places:—

From the City of Kingston.....	130
From the County of Frontenac.....	50
From other Counties in the Province.....	95
From the United States.....	10
Emigrants, &c.....	15
	300

The sex, nationalities and religions of these 300 patients, were as follows :—Males, 144 females, 152. English, 12 ; Irish, 69 ; Scotch, 6 ; Canadians, 203. Roman Catholics, 26 Protestants, 12 ; other religions, or unknown, 20.

The average Hospital residence of each patient was 25½ days, and the entire period of the 300 patients remained under Hospital treatment was 7,655 days.

A sufficient amount of revenue was not received to entitle the Hospital to the full extent of supplementary aid. The Government grant in aid of the Institution for the year 1876 will be as follows :—

Allowance for 7,655 days of Hospital treatment, at 20cts.....	\$1,531 00
One-fourth of \$1,243.08 which was the amount received by the Hospital exclusive of the Government grant for 1876.....	310 77
	<hr/>
	\$1,841 77
Less 1,095 days residence of incurable patients charged at 30c., allow 7c.	251 85
	<hr/>
	\$1,589 92

The revenue of the Hospital and the sources from which it was obtained were as follows :

From the Province of Ontario.....	\$2,019 37
“ Paying patients themselves.....	429 41
“ Municipalities.....	100 00
“ Income from property.....	28 49
Subscriptions and bequests of private individuals.....	674 93
Other sources.....	10 25
	<hr/>
	\$3,262 45

The expenditures for the year were as follows :—

Beer, wine and spirits.....	\$ 39 50
Medicines and medical comforts.....	139 06
Butchers' meat, bread, groceries and provisions.....	1,882 24
Milk.....	34 58
Salaries and wages.....	84 45
Fuel, light, water, taxes and insurance.....	643 64
Furniture, furnishings and clothing.....	380 83
Repairs.....	46 06
Other expenses.....	60 76
	<hr/>
	\$3,311 12

Statutory inspection was made of this Institution on the 28th September, on which date there were ten men and ten women under treatment. They were, with two exceptions, recent admissions, and, to all appearances, proper cases for such an Institution.

The patients made no complaint of their treatment, and appeared to be well cared for. The house, in its various departments, was in excellent order. The wards were very cheerful and the beds, as usual, were clean and tidy in their appearance.

The register was examined and found to be properly and neatly kept, giving all the information the Government requires. The twenty patients in residence had, according to the register, been received from the following places, viz. :—city of Kingston, 10 ; county of Frontenac, 2 ; other counties of the Province, 6 ; Province of Quebec, 1 ; vagrant, 1 ; total, 20.

GENERAL PROTESTANT HOSPITAL, OTTAWA.

During the past year 171 patients were admitted to this Hospital, which, with the 5 remaining in the Institution at the close of last year, make a total of 201 patients who received treatment during the past twelve months, as compared with 247 in the preceding year.

The average stay of these 201 patients was 52 days per patient, making the collective stay of the whole equal to 10,463 days.

These 201 patients were received into the Hospital from the following places:—

From the City of Ottawa.....	129
“ County of Carleton	38
“ other Counties in the Province	15
“ the United States	1
“ other countries, including Emigrants, &c.....	18
	201

The classification of these inmates as to sex, religious denominations and nationalities, was as follows:—

Males, 119; females, 82. Protestants of all denominations, 191; Roman Catholics, 8; other religious (or not known), 2. English, 55; Irish, 51; Scotch, 12; Canadians, 67; United States, 8; other countries, 8.

The entire receipts of the Hospital for the past year, and the sources from which they were derived, were as follows:—

From the Province of Ontario	\$2,858 30
“ Municipalities	5,185 00
“ Paying patients	579 05
“ Subscriptions, Donations, and bequests } of private individuals	2,706 57
Other sources not above enumerated	519 53
	\$11,848 45

The expenditures for the year were as follows:—

Beer, wine and spirits	\$150 09
Medicines and medical comforts.....	471 76
Butchers' meat, bread, groceries and provisions.....	1,896 28
Milk.....	241 70
Salaries and wages.....	1,499 58
Fuel, light, water, taxes and insurance	852 83
Furniture, furnishings and clothing	1,041 54
Repairs, (ordinary and extraordinary)	3,192 45
Other expenses.....	836 81
	\$10,183 04

The revenue which this Hospital received from all sources other than the Government grant, is in excess of the amount entitling it to receive the full statutory allowance of Provincial aid, which would be as follows:—

10,463 days treatment of patients @ 20c. per day.....	\$2,092 60
Supplementary aid @ 10c. per day.....	1,046 30
	\$3,138 90
Less difference between 30c and 7c. per day. for 2,562 days } hospital residence of incurables	589 26
	\$2,549 64

The amount of Government aid this Hospital would be entitled to receive for 1877, is therefore \$2,549 64.

Statutory inspection was made of this Hospital on 10th May, when it was found in the highest state of cleanliness, with the greatest neatness and order prevailing in every part of the building. For these commendable conditions, as well as for effective sanative appliances, and the cheerfulness of the wards, this Hospital stands first in the Province, as it also does in the regularity and system which now obtain in the management of its affairs.

The attention paid to brightening up the wards by inexpensive decorations is one of the most commendable features in the interior economy of the Hospital.

I found at this visit 34 patients, of whom 17 were men and 17 women. Among this number were 7 old hospital residents, afflicted with chronic and incurable diseases, which may be relieved but not cured by hospital treatment. As stated in my last report upon this Hospital, Provincial aid to the amount of 30c. per day was never intended to extend to this class: if given at all, such persons should only be included in Schedule B of the Charity Aid Act.

Of these seven cases referred to, two had been 7 years in the Hospital, one 6 years, one 5, two 4, and one a year. The remaining 27 patients were all recent admissions, and appeared to be proper subjects for an hospital. I conversed with all these patients, who expressed satisfaction with their treatment. Three only of the number were entered on the roll as paying patients, two of whom occupied private rooms.

A resolution passed by the Medical Board of this Hospital, asking the consent of the Board of Directors to permit the members of the medical staff to make the usual charge for professional services, as in ordinary practice outside the Hospital, for private patients who entered the Hospital under the care of any member of the medical staff, having been submitted to me for my opinion, I gave the following reply:—

- 1st. That such a practice, so far as I was aware, did not exist in any of the Hospitals of the Province in receipt of Government aid.
- 2nd. That the introduction of such a practice into our Hospitals would be a very marked departure from the policy of the Government in respect to such institutions, viz: that medical treatment shall be provided free to all inmates, and that a charge for *lodgment and board* shall only be made to such persons as are able to pay for the same.
- 3rd. That the adoption of such a practice would be in direct violation of the principles of maintaining Hospitals in this Province, viz: by the contributions of the Government, municipalities, and private individuals, through which all who have not homes to be treated in, or who may not have the means to pay for medical treatment, may avail themselves of hospital accommodation.

ROMAN CATHOLIC HOSPITAL, OTTAWA.

The operations of this Hospital for the year ending 30th September, were as follows:—

Number of patients remaining at close of last year, 30; admitted during the year, 322; born in the Hospital, 1; making a total of 353 patients who were under treatment during the twelve months. Of this number, 292 were discharged; 27 died, and 34 patients remained under treatment at the close of the year.

The 353 patients referred to, were received into the Hospital from the following places:—

From the City of Ottawa	84
From the County of Carleton	172
From other Counties of the Province	65
From the United States	3
Emigrants, &c.	29

353

The sex, nationalities and religious denominations of these patients were as follows: Males 173; Females 180. Protestants 6; Roman Catholics 347. English 6; Irish 133; Canadian 204; United States 7; other countries 3. The average stay of each patient in the Hospital was 37½ days, and the collective stay of the 353 patients amounted to 13,334 days.

The amount that this Hospital received towards its ordinary maintenance from all sources other than the Province, was not sufficient to entitle it to the full supplementary aid of ten cents per day.

The Provincial aid for 1877, would therefore be as follows :—

Allowance for 13,334 days treatment of patients at 20c. per day	\$2,666 80
One-fourth of \$3,891.58, being amount received for ordinary maintenance from other sources than the Government Grant.....	972 89
	<u>\$3,639 69</u>
Less difference between 30c. and 7c. per day for 1,758 days, Hospital Residence for incurables	404 34
	<u>\$3,235 35</u>

The Hospital revenue and the sources from which it came for the year were as follows :—

From the Province of Ontario	\$3,717 74
From the Municipalities as a Grant.....	100 00
Paying Patients themselves	989 05
Subscriptions, donations and bequests of private individuals	500 00
Other sources not above enumerated	2,302 53
	<u>\$7,609 32</u>

The Hospital expenditures for the year were as follows :—

Beer, wine and spirits	\$ 84 85
Medicines and medical comforts	222 52
Milk	59 35
Butchers meat, bread, groceries and provisions	4,976 83
Salaries and wages	282 53
Fuel, light, water, taxes and insurance	923 69
Furniture, furnishing and clothing.....	769 87
Repairs, ordinary	215 45
Other expenditures	43 23
	<u>\$7,578 32</u>

Statutory inspection was made of this Hospital on the 10th of May. There were then forty patients under treatment in its wards, of whom fourteen were men and twenty-six women. With the exception of three old women who had been in the house over a year, all the inmates appeared to be proper subjects for an Hospital. The greater portion of the patients had only been admitted within a month. In the cases of the three old women referred to, Government aid should only be given under the House of Refuge clause of the Act.

No complaints were received from any of the patients in respect to treatment ; on the contrary all expressed satisfaction.

The wards and other departments of the Hospital were found in their usual admirable state of cleanliness and order, although the female wards were frequently overcrowded. The affairs of the Hospital generally appeared to be conducted with great regularity and method. The air in the wards was sweet and wholesome ; the water-closets and bathing appliances were most effective and complete.

The register and books of the Hospital upon which the Government allowance is based, were examined and found to be well and properly kept.

GENERAL HOSPITAL, LONDON.

The movements of patients in this Hospital in respect to admission and discharge, are shown in the following summary :—

Remaining in the Hospital at the close of last year	26
Admitted during the year	214
Births	16
Total number under treatment	256
Discharged	210
Died	16
Remaining in residence on 30th September, 1876	30
	256

From the above, it would appear that 256 patients were under treatment, as compared with 267 the previous year. These 256 patients were received from the following places:

City of London.....	182
County of Middlesex	29
Other Counties in the Province	23
United States	2
Emigrants and Foreigners	20
	256

The sex, nationalities, and religious denominations of the patients were as follows:—Males, 162; females, 94; English, 64; Irish, 70; Scotch, 28, Canadians, 83; United States, 6; other countries, 5; Protestants, 195; Roman Catholics, 61.

The entire collective stay of these 256 patients in Hospital, amounted to 10,951 days; the average stay per patient being equal to 42 $\frac{3}{4}$ days.

The amount of revenue received in aid of the ordinary maintenance of the Hospital other than what was voted by the Legislature of the Province, was \$4,138.54; one-fourth of which sum being less than what the 10 cents per day supplementary aid would produce the former sum will have to be taken as the additional Government aid. The amount of Provincial aid to this Hospital for the year 1877, will therefore be—

Allowance for 10,951 days' residence of patients, at 20c. per day.....	\$2,190 20
One-fourth of amount received in aid of Hospital other than Government grant	1,034 63
	\$3,224 83
Less difference between 30c. and 7c. per day, for 2,190 days' Hospital residence of incurables	503 70
	\$2,721 13

The revenue of the Hospital for the past year, and the sources from which it was derived, were as follows:—

From the Province of Ontario	\$3,526 20
From the Municipalities	3,328 09
From paying Patients themselves	399 63
From other sources	410 82
	\$7,664 74

The expenditures for the year were as follows. (Beer, wine, and spirits are included in groceries):—

Medicines and medical comforts	\$ 312 90
Milk	152 48
Butchers' meat, bread, groceries, and provisions.....	2,401 92
Salaries and wages.....	1,525 97
Fuel, light, water, taxes, and insurance	2,306 44
<i>Carried forward</i>	\$6,699 71

<i>Brought forward</i>	\$6,699 71
Furniture, furnishing, and clothing.....	810 73
Repairs, ordinary and extraordinary.....	1,972 48
Other expenditures.....	747 43
	\$10,230 35

Statutory inspection was made of this Hospital on 12th July, on which day there were 28 patients in residence,—or rather inmates and patients, for of the 28 no less than 11 were not cases to receive any permanent benefit from hospital treatment, and therefore were ineligible to be placed in Schedule “A” of the “Charity Aid Act” entitling the Hospital authorities to draw 30c. per day for each day’s actual *treatment* and stay of such inmate. If the Hospital is entitled to draw Legislative aid for such inmates at all, it should be under Schedule “B” of the Act, providing that 7c. per day should be paid for their lodgment and maintenance in Houses of Refuge.

The bodily condition and length of residence of these eleven inmates in the London Hospital were as follows:—

1 Paralytic, 3 years in Hospital.
1 Cripple, 4 “ “
1 Idiot 2½ “ “
1 “ 1½ “ “
1 (aged) 2¼ “ “
1 “ 2 “ “
1 (weakly) in and out of the Hospital.
1 (weak-minded) in and out of the Hospital.
1 Woman admitted three months before time to be confined.
2 Cripples, in and out of the Hospital.

The time having arrived for a strict enforcement of the provisions of the Charity Aid Act, if under force of circumstances, such persons are admitted to an Hospital, the Government can only allow 7c. per day for their lodgment and support.

Of the 28 inmates of the Hospital, 26 were received from the City of London, and two from the County of Middlesex, none being paying patients.

The condition of the various parts of the House was excellent, both in respect to order and cleanliness, and the grounds were in a well-kept state.

The various books were examined, and found to be well and neatly kept.

THE GENERAL AND MARINE HOSPITAL, ST. CATHARINES.

The movement of patients in this Hospital for the year ending 30th September, was as follows:—

Remaining in residence at the close of the year.....	25
Admitted during the year.....	295
Born in the Hospital.....	7
	327

Of this number, 288 were discharged, 16 died, and 23 patients remained under treatment at the close of the year.

The 327 patients above referred to were received into the Hospital from the following places:—

From the City of St. Catharines.....	128
“ County of Lincoln.....	102
“ other counties of the Province.....	79
“ the United States.....	13
Emigrants and foreigners.....	5
	327

The sex, nationalities and religious denominations of these patients were as follows: males, 253; females, 74. Protestants, 152; Roman Catholics, 172; other religions, English, 71; Irish, 120; Scotch, 15; Canadians, 70; United States, 28; other countries,

The entire collective stay of these 327 patients in Hospital amounted to 8,333 days, average stay of each patient being equal to $25\frac{1}{2}$ days.

The revenue received in aid of the ordinary maintenance of the Hospital, other than what was received from the Province was \$2,057 55, one-fourth of this sum \$514 38, be less than the 10 cents per day supplementary aid would produce, \$833 30. The former amount will be taken as the additional Provincial Aid.

The total amount of Government Aid to this Hospital for the year 1877, will therefore be \$2,180 98.

The revenue of the Hospital for the past year, and the sources from which it was derived were as follows:—

From the Province of Ontario.....	2,285 70
“ Municipalities.....	550 00
“ Dominion Government.....	500 00
“ Paying patients themselves.....	290 58
Subscriptions, donations and bequests of private individuals...	699 32
Received from other sources	17 65
	\$4,343 25

The expenditures for the year were as follows:—

Beer, wine and spirits	33 65
Medicines and medical comforts.....	493 22
Milk	40 00
Butcher's meat, bread, groceries and provisions.	1,230 81
Salaries and wages	729 42
Fuel, light, water, taxes and insurance.....	432 81
Furniture, furnishing and clothing	405 90
Repairs	113 28
Other expenditures.....	144 62
	\$3,623 71

Statutory inspection of this Hospital was made on the 24th August, on which day there were under treatment in the various wards 23 patients, of whom 18 were men and 5 women. These patients had been admitted from the following places, viz.:—

City of St. Catharines.....	6
County of Lincoln.....	2
Other counties of the Province.....	3
Sailors.....	2
Canal labourers.....	10
	23

From the above summary it will be seen that nearly one-half of the patients in residence were men engaged on the new canal works, and therefore in a large degree an abnormal character upon the funds of the Hospital. As this state of things may continue for some time, I recommended that the various contractors should be asked by the Hospital managers to subscribe to the funds of the Hospital.

Of the 23 patients under treatment, only one was paying for his lodging; all the rest were on the free list.

With one exception, all the patients were recent admissions, and they all appeared to be proper subjects for Hospital treatment. No complaints were made to me whatever.

The condition of the house, in respect to order and cleanliness, was very fair, although the women's ward might have been a little tidier in appearance.

The Hospital Register was found, upon examination, not to be correctly kept; it had not been balanced off to correspond with the Returns made to Government at the close of the last official year, and the day's stay of the patients had not been entered up in some instances.

either was the registered number of patients kept up, and some patients who had been discharged were not so recorded. The day and hour of the visit of the physician to the Hospital were not entered.

THE BURNSIDE LYING-IN HOSPITAL.

The admissions and discharges of this Hospital, exclusive of the births were as follows, during the official year ending the 30th September, 1876.

Number of patients remaining in residence at the close of last year	9
Admitted during the year	138
	147
Total number	147
Discharged.....	138
Remaining 30th September, 1876.....	9
	147

The women admitted were returned as residents of the following places :

City of Toronto.	86
County of York	7
Other Counties of the Province.. ..	41
United States	5
Emigrants and Foreigners.....	8
	147

The nationalities and religious denominations to which these 147 women belonged are reported to be as follows :—English, 27 ; Irish, 27 ; Scotch, 10 ; Canadian, 75 ; Other countries, 86. Protestants of all denominations, 113 ; Roman Catholics, 30 ; Other religions not known 4.

The receipts of the Hospital for the year were as follows :

From the Province of Ontario.....	\$813 60
From municipalities (as a grant).....	500 00
From paying patients themselves.....	569 50
From Income from property.....	151 00
Subscriptions, donations and bequests	218 60
Other sources.....	195 20
	\$2,447 90

The Expenditure for the same period amounted to \$2,368 17, as follows :—

Beer, wine and spirits.....	\$ 21 05
Medicines and medical comforts.....	70 92
Milk.....	92 71
Butcher's meat, bread and other provisions.	885 48
Salaries and wages	372 00
Fuel, light, water, insurance and taxes	477 17
Furniture, furnishing and clothing	218 50
Repairs.....	146 90
Other Expenditures	83 44
	\$2,368 17

The average stay of each patient in the Hospital was 29 $\frac{1}{4}$ days, and the collective stay the 147 patients amounted to 4,278 days. The amount that this Hospital received towards ordinary maintenance from all sources other than the Province, was not sufficient to entitle to the full supplementary aid of ten cents per day.

The Provincial grant for 1877 will therefore be as follows :

Allowance for 4,278 days' stay of patients at 20 cents per day.....	\$855 60
One-fourth of \$1,634.30, being amount received for ordinary maintenance from other sources than the Government Grant.....	408 57
	\$1,264 17

Statutory inspection was made of this Institution on 7th October. The building situated on the corner of Shepherd and Richmond Streets, and although rather an imposing looking structure externally, it was found to be by no means well-arranged for hospital purposes, and its location is very undesirable in many respects, particularly in its proximity to a narrow noisy street. Such an Institution should have quietness and a reasonable degree of privacy and seclusion, which are entirely wanting in this house. The size of the lot is also very limited.

The Hospital was fairly clean in its various departments, but the wood work was in need of paint, and the walls and ceilings should have been lime washed.

At the time of my last visit there were 9 patients in the wards, but there were beds made up for 16. Two of the inmates paid for their support at the rate of \$2.50 per week. The rest were on the free-list. Two of the women gave evidence of mental weakness, if not imbecility, one of whom had been in the Hospital on a previous occasion. Provision should be made for this class of unfortunates, so that they would be constantly under surveillance.

The register was examined. There is no column for the day's stay of each patient, and for the aggregate stay of all for the year. Instructions were given to have this information supplied.

EYE AND EAR INFIRMARY, TORONTO.

During the past year 84 patients were admitted to the above Infirmary, which, with 12 remaining in residence at the close of the last official year, make a total of 96 patients who received lodging and treatment during the past twelve months, as compared with 76 the preceding year.

In addition to these 96 in-door patients, no less than 366 persons received medicine and treatment from the Infirmary surgeons, as external patients. The average stay of the 96 in-door patients was 27 days per patient, making the collective stay of the whole equal 2,603 days. These 96 patients were received into residence

From the City of Toronto	13
" " County of York	9
" " other Counties of the Province	71
Emigrants, &c.	3
	96

The nationalities and religious denominations of these 96 patients are reported to be as follows :—English, 23 ; Irish, 28 ; Scotch, 9 ; Canadians, 35 ; other countries, 1. Protestants of all denominations, 65 ; Roman Catholics, 31.

The receipts of the Infirmary for the year were as follows :

From the Province of Ontario	\$1,164 60
" " City of Toronto (as a grant)	100 00
" " " " (as payment for patients)	82 29
" " Paying Patients themselves	719 91
Subscriptions, donations and bequests	731 50
	\$2,768 30

The expenditures for the same period amounted to \$2,477.99, as follows :—

For medicines and medical comforts	\$ 53 99
“ board of in-door patients	1,272 99
Salaries and wages	527 65
Fuel, light and water	30 25
Furniture, furnishing and clothing	124 52
Taxes and Insurance	6 25
Repairs	69 02
Advertising, printing &c.	91 05
Other expenditures.....	302 27
	\$2,477 99

Under the provisions of the Charity Aid Act, the Infirmary will be entitled to receive the following appropriation of Government funds for the year 1877 :—

Twenty cents per day on 2,603 days' residence of patients	\$520 60
Supplementary aid at the rate of ten cents per day.....	260 30
	\$780 90

Statutory inspection was made of the Infirmary on 7th October, it being my first visit since its removal from Adelaide to Church Street. The change of building has resulted in little, if any, advantage or benefit to the Infirmary, as all the defects and deficiencies that existed, and have been so frequently commented upon at my visits of inspection to the old building, were equally prominent in this,—the amount of accommodation being reduced as well. The locality and surroundings are somewhat better, but the house and yards are in all respects as unsuitable as the one recently occupied by the Charity.

There is no water-closet or bath in the building, and there is no drain from the water-closet in the yard, which in consequence was very foul.

There were only three patients under treatment in the house on the day of my visit, two of whom were paying for their maintenance.

The number of patients who received medicine and treatment without being residents of the Infirmary had much fallen off as compared with last year, but a slight increase had taken place in the number of resident cases. It would appear, however, that the average period of residence had been reduced very much. The House Superintendent reported that notwithstanding the hard times, and many of the old subscribers having ceased to pay, still the amount received from that source would be in advance of previous years.

The register was examined, and found to be properly kept.

There were only 12 beds in the house, and the arrangements did not admit of a proper separation of the sexes.

GUELPH GENERAL HOSPITAL.

The following summary shows the operations of this Hospital, in respect to admissions and discharges for the year ending 30th September, 1876 :—

Remaining in residence at the close of last year.....	7
Admitted during the year.....	82
Births	5
	—
Total number under treatment	94
Discharged	76
Deaths.....	9
Remaining under treatment 30th Sept., 1876.....	9
	—
	94

The 94 patients who were admitted to Hospital treatment, are reported to have been received from the following places :—

From the Town of Guelph	49
“ the County of Wellington.....	16
“ other Counties in the Province	24
“ the United States	2
Emigrants and Foreigners	3
	94

The sex, nationalities, and religious denominations of these 94 patients, were as follows: Males, 76; Females, 18; English, 12; Irish, 16; Scotch, 25; Canadians, 38; United States, 1; other countries, 2. Protestants of all denominations, 82; Roman Catholics, 12.

The average period of treatment of these 94 patients was 35½ days.

The entire collective stay of all the patients for the year (allowing half time for the infants), was 3,336 days.

Under the 20 cent per day provision of the Act, this Hospital would be entitled to receive \$667.20, and as a sufficient amount has been received from all other sources than the Province (as given in the annexed summary), it will be entitled to receive a further sum of ten cents per day, amounting to \$333.60 as supplementary aid, or a total Government allowance for the year, of \$1,000.80.

The receipts of the Hospital for the year ending 30th September, 1876, and the sources from which the money was received, were as follows:—

From the Province of Ontario	\$800 00
“ Municipalities (as a grant).....	1,800 00
“ “ payment of patients’.....	40 00
Paying patients themselves	409 80
Subscriptions, donations and bequests	470 90
Other sources	577 58
	\$4,098 28

The Expenditures incurred in maintaining this Hospital for the same period, were as follows:—

Beer, wine and spirits	\$30 80
Butcher’s meat	393 10
Flour and bread	121 20
General groceries and provisions	593 58
Milk.....	146 60
Salaries and wages	641 67
Fuel, light and water.....	468 63
Bedding, clothing, &c.....	2 38
Repairs	310 81
Advertising, postage, &c	85 11
Other expenditures	776 06
	\$3,569 94

Statutory inspection was made of this Hospital on 5th September, on which occasion there were 12 patients in residence, all of whom were recent admissions and proper subjects for an hospital. Only two of the number were entered on the Register as paying patients; all the rest occupied free beds in the establishment. No complaints were received in respect to treatment.

The condition of the Hospital, in regard to cleanliness and order, was commendable, and the beds and bedding were comfortable and clean. Nothing has yet been done to remedy the defects in the heating arrangements referred to in my previous Report. A small frame building has been erected in a corner of the Hospital lot, for small pox cases.

The various books, including the Register, were examined and found to be very well kept; but some suggestions were made to the House Surgeon with a view to improvement in some respects.

ST. JOSEPH'S HOSPITAL, GUELPH.

The operations of this Hospital, in respect to the movements of patients, are returned to me as follows:—Number of patients remaining under treatment at the close of the last official year, 10; admitted during the year, 43; making the total number under treatment during the year to have been 53. Of these patients—39 were discharged, one died, and 13 remained in the Hospital at the close of the year.

These 53 patients were received into the Hospital from the following places:—

Town of Guelph.....	28
County of Wellington.....	21
Other Counties of the Province.....	4
	—
	53

The sexes of the patients were, 27 males, and 26 females; the religions were, 49 Roman Catholics and 4 Protestants; and the nationalities were returned as 4 English, 25 Irish, 20 Canadians, 2 from the United States, and 2 from other countries.

The average day's stay of the male patients was returned as $154\frac{8}{9}$ days, and of the females $78\frac{9}{10}$ days, and the collective stay in the Hospital of the 53 patients was 6,179 days.

The receipts and expenditures of this Hospital are mixed up with those of the St. Joseph's House of Providence, the affairs of both being under the one management in the same premises.

The Hospital receipts from all sources, other than the Government grant, were not sufficient to entitle the Institution to receive the full amount of the statutory supplementary aid. The amount that the Hospital would be entitled to as Government aid for 1877, would be as follows:—

Allowance for 6,179 days of the Hospital residence of patients at 20c	\$1,235 80
One-fourth of half of the receipts of both Houses.....	531 71
	—
	\$1,767 51
Less difference between 30c. and 7c. per day of 2,928 days' residence of incurable patients.....	\$673 44
	—
	\$1,094 07

Statutory inspection was made of this Institution on 5th September. Although there are two separate houses in connection with this combined Hospital and House for the Poor, the patients, so called, and the indigent inmates are indiscriminately mixed together. The Hospital Register, at the time of my visit, indicated that there were fourteen patients under treatment, but of these, one has been an inmate of the House fourteen years, one nine years, one eight years, one seven years, one four years, three two years, two over a year, and only one had been recently admitted—indeed, with three exceptions, none of these inmates were proper subjects for an Hospital. Although all had some disease of an incurable and chronic nature, still four of the men were working about the House.

Of the seventeen patients who remained in Hospital on the 1st October, 1875, no less than eight are still inmates, but all of the class referred to. Three of the number in residence at the time of my visit were paying for their support, and eleven were occupying free beds. Ten were received from the town of Guelph, while the remaining four came from other parts of the Province. The inmates of the House of Providence numbered sixteen, which, added to those designated as *patients*, made a total of thirty souls, only three of whom could be classed as Hospital patients. The managers of the House have in contemplation the erection of an addition to the House, for the exclusive use of an Hospital, but seeing that there was abundance of room in the new General Hospital for a greater number of patients than in all likelihood would require hospital accommodation for many years to come in that neighbourhood, I strongly recommend that the Govern-

ment should discourage the erection of any additional buildings for that purpose, as being unnecessary. The House is situated too far from the town for hospital purposes.

The main building was in very good order, and very clean and neat; the adjoining House was not in so good order.

The Register of the House was not of the kind required by Government, but a proper one has since been provided.

HOUSE OF INDUSTRY, TORONTO.

Statutory inspection was made of this Charity in October last.

Every part of the House as well as the domestic departments, out-buildings, yards, &c., were found in most excellent order, with the most commendable cleanliness apparent throughout the entire premises. The dormitories were particularly well kept, and the beds and bedding were comfortable and tidy-looking. The air in these rooms was pure and wholesome—indeed there were no foul smells in any part of the house, evincing that proper attention was paid to sanative requisites, structurally and personally.

While I have pleasure in recording my satisfaction with the condition of the house and the inmates at the time of my visit, I may add that it was also very evident that its management and discipline were worthy of the highest praise, entitling the establishment to rank as a model in all respects.

The operations of the House for the year ending 1st October, may be summarized as follows:—Number of inmates during the year—

Males	109
Females	70
Total.....	179

Of whom 95 were discharged, 15 died, and 69 remained in residence at the close of the year.

Number in the House on date of inspection:—

Men	35
Women	29
Children	5
Total.....	69

Number of families assisted during the year by the out-door relief operations..... 825

Representing individuals as follows:—

Men.....	592
Women	936
Children	1,981
	3,509

Total number of casuals furnished with supper, bed and breakfast..... 4,550

Soup kitchen open $3\frac{1}{2}$ months, with a daily average of about 50 served.

The record of operations is a most satisfactory one, and the more so as a wise discrimination (based upon the observation and personal knowledge of the members of the Visiting Committee), was exercised in the distribution of out-door relief. In this manner, no doubt, the relief of improper and unworthy cases had been reduced to a minimum. For the out-door operations of the house, the system adopted by the House of Industry organization, is the only wise and proper one; for while well organized relief is a duty well performed, it is clear that indiscriminate and unsystematic relief fosters a spirit of dependence and begets pauperism.

The inmates of the House were all well, and they all appeared to be proper subjects for such a charity. A large number of them were utterly unfit to earn a living, owing to the infirmities of old age, while many were crippled, blind, or otherwise physically disabled.

Of the number found in residence at this visit, 49 were in the House at my last inspection; all the rest were admissions of the year. The aggregate stay of the entire number

lodged during the year amounted to 27,910 days, or an average of 155 $\frac{3}{4}$ days per annum to each person. An examination of the Register showed that a daily average of 87 persons were lodged or boarded in the House during the year.

The mortality proved to have been considerably in excess of previous years, but it is worthy of note that of the 15 deaths that occurred during the year, 8 were persons over 75 years of age, and the average age at death of the whole number was 70 years. These figures would seem to prove that the longevity of this class is fully equal to that of persons in well-to-do circumstances—attributable no doubt to the regularity of the lives of persons in such an Institution as this.

The casual relief operations, which consist of supper, bed and breakfast, had been unusually large during the past year, doubtless due in a large degree to the hardness of the times. It would appear that a considerable portion of the class obtaining this kind of relief, are of the criminal vagrant, and generally vicious classes, and that they come from all parts of the Province.

The Soup-kitchen was kept open a half month longer this year than usual, owing to the prevailing destitution.

An idiot boy, who was undoubtedly a proper subject for the Orillia Asylum, has since been transferred to that Institution.

No complaints were received from any of the inmates.

The 179 persons who had been inmates of the house during the year, were received into it from the following places:—

From the City of Toronto.....	95
“ County of York.....	20
“ other Counties in the Province.....	38
Emigrants, &c.....	26

179

The nationalities and religions of these inmates were reported to be as follows:— English, 37; Irish, 91; Scotch, 19; Canadians, 28; Emigrants, 4. Of the number 132 were Protestants of all denominations, 41 were Roman Catholics, and 6 professed other religions.

The receipts of the house for the year, and the sources from which they were derived, were as follows:—

From the Province of Ontario	\$2,900 00
“ City of Toronto.....	5,000 00
Payment of board by inmates.....	103 45
Income from property belonging to the House.....	1,577 78
Subscriptions, donations and bequests of private individuals...	2,171 25
From other sources.....	23 00
	<u>\$11,775 48</u>

The expenditure of the establishment for the same period, were as follows:—

The groceries and provisions, including what were distributed for out-door relief,	\$5,498 82
Clothing, furniture and furnishings	795 78
Fuel (including out-door distribution), light and cleaning	2,266 06
Salaries and wages.....	925 00
Repairs, ordinary and extraordinary	1,113 91
Other expenditures	1,662 43
	<u>\$12,262 00</u>

The collective stay of all the inmates in the House having been 27,910 days, and a suffi-

cient amount having been received towards its ordinary maintenance to entitle it to the full amount of Government Aid, the allowance for the year 1877 will be as follows:—

27,910 days residence of inmates at 5c.	\$1,395 50
Supplementary aid, at the rate of 2c. per day	558 20
	<u> </u>
	\$1,953 70

HOUSE OF PROVIDENCE, TORONTO.

The operations of the House of Refuge branch of this Institution, are shown in the following summary:—

Number of inmates remaining, Oct. 1875	141
“ “ admitted during the year	296
	<u> </u>
Total number lodged during the year	437

Of this number, 248 were discharged, 31 died, and 156 patients remained in residence at the close of the official year.

The places from which these 437 inmates were received, were as follows:

From the City of Toronto	307
“ “ County of York	15
“ “ other Counties of the Province	103
Emigrants, foreigners, &c.	12
	<u> </u>
	437

The sexes, religions and nationalities of these inmates were as follows, viz:—Males, 106; females, 331. Roman Catholics, 410; Protestants of any denomination, 27. English, 26; Irish, 272; Scotch, 6; Canadian, 122; Foreigners, 11.

The receipts of this Institution, and the sources from which they were derived, were as follows:—

From the Province of Ontario	\$3,391 22
“ “ city of Toronto	500 00
“ other municipalities	50 00
Payment of inmates for board	890 00
Subscriptions, donations and bequests of private individuals	4,786 60
Other sources not enumerated	2,875 57
	<u> </u>
	\$12,493 39

The expenditures for same period were as follows:

Groceries and provisions	\$5,662 22
Clothing, furniture and furnishings	2,106 43
Fuel, light and cleaning	1,566 20
Salaries and wages	220 00
Repairs, ordinary and extraordinary	287 35
Other expenses	2,645 40
	<u> </u>
	\$12,487 60

From the returns made to me, it would appear that the 437 inmates referred to, remaining for a collective period of 58,957 days, and the amount received in aid of the maintenance of the House was said to be \$8,875.48, one-fourth of which would entitle the Institution to receive the following amount of Government aid, which would be as follows, for the year 1877:—

Allowances of 58,957 days, at 5c per day	\$2,947 85
Supplementary “ “ 2c “ “	1,179 14
	<u> </u>
	\$4,126 99

Statutory inspection of this Charity was made on the 6th October. Owing to the preparations that were then in progress for winter heating, &c., the house, in some parts, was in confusion, but apart from this it was generally found in a fair state of cleanliness. The basement of the old portion of the main building, which is used for domestic purposes, has very low ceilings, and is very inconveniently arranged, generally. To a certain extent the same may be said of many portions of the old structure. The Directorate, however, seem to be doing everything in their power to overcome these structural defects, and much relief was granted on the completion of the new building, by the transfer into its airy and well arranged dormitories of the old women and the orphan girls. This year, the children under five years of age have been removed to a house in the western suburbs of the city, which was acquired for that purpose, and the rooms in the out-building that were formerly used for them has been given to the old men, who previously were much too crowded in their dormitories. Over-crowding however is still apparent in many of the dormitories of the House. Although fault may be found with the old structure and its arrangement, still, considering the difficulties that have to be contended with and the honest endeavours of the Sisters to board and lodge the very utmost number of poor persons that they possibly can, considerable allowance must be made.

In the Poor-house department there were 158 inmates, viz., 37 men and 121 women. Many of these were bed-ridden people, whose care is attended with a great deal of trouble. No less than 40 were almost constantly confined to bed; six were entirely blind, and while three were insane and should have been removed to an asylum, many were weak-minded. Some were deaf and dumb, but not proper subjects for the Government Institution for that class.

Some of the patients in this House pay a little towards their support, and are known as private inmates. It is a question whether Government aid should be extended to this class.

I examined the register of the Institution, which is kept after the prescribed form, and properly.

HOUSE OF INDUSTRY, KINGSTON.

At the close of last year there remained in this House 37 inmates, and during the present year 158 were admitted to it, making a total of 195 poor persons who were boarded and lodged during the twelve months. Of this number, 155 were discharged, two died, and 38 remained in the House at the close of the year.

The places from which these 195 persons were admitted to the House, were as follows:—

From the City of Kingston	172
“ the County of Frontenac	22
Emigrant	1

195

The sex, nationalities, and religions of these 195 inmates were as follows:—Males, 135; Females, 60. Protestants of all denominations, 130; Roman Catholics, 65. English, 41; Irish, 86; Scotch, 8; Canadians, 59; other countries, 1.

The revenue of the House, and the sources from which it was derived, for the year ending 30th September, were as follows:—

From the Province of Ontario	\$2,400 00
“ the City of Kingston	200 00
“ From the County of Frontenac	200 00
Payment of board by inmates	214 50
Other sources	160 19
	<hr/>
	\$3,174 69

The expenditures for the same period, were as follows:—

Groceries and provisions	\$1,339 31
Clothing for inmates, and furniture and furnishings.	176 40
Fuel	61 45
Salaries and wages	400 00
Repairs, ordinary and extraordinary	298 30
Other expenses	105 14

\$2,380 60

The statutory inspection aid that this Hospital is entitled to receive for the year 1877, would be as follows :

Allowance for 16,972 days' stay of inmates, at 5c.....	\$848 60
Supplementary aid, equal to one-fourth of amount the House received from all sources other than the Province, the amount not being sufficient to entitle it to the additional two cents per day	193 67
	\$1,042 27

Statutory inspection was made of this Institution on the 5th of May, 1876, when its various dormitories, sitting-rooms, and the other portions of the building were all found in a very commendable state of cleanliness, with, having regard to the character of the establishment, considerable neatness generally prevailing.

The beds appeared to be very comfortable, and the bedding was clean and tidy-looking in appearance. The inmates were all decently clad, and, judging from their appearance, their comforts and wants were as well attended to as could be expected in a house of this kind.

The method and order apparent in the management of the House indicated that its affairs were being well and economically administered.

As there were no by-laws for the guidance of the officers, and for regulating the conduct of the inmates, I brought the matter under the notice of the Board of Management, and suggested that regulations of that kind should be printed, framed, and exposed in various parts of the building.

On the day of my visit there were forty-two inmates in the House, viz:—22 men, 16 women, and 4 children; total, 42.

Although the Register used in this Institution was of the form prescribed by Government, I found that the number of days' stay of each inmate, and the collective stay of all, was not registered to correspond with the annual returns sent to this Department. I desired the managers to conform with this requirement, so that the Register would show the exact number of days' stay of each patient, and the collective stay of the whole on the close of September of each year.

Thirteen of the inmates of the House had been in residence since January, 1876. All the rest prior to that date.

HOUSE OF PROVIDENCE, KINGSTON.

The operations of the Department for the care of the poor in this House, are shown in the following summary :—

Number of Inmates remaining 1st October, 1875	55
“ “ admitted during the year.....	37
Total lodged during the year.....	92

Of this number, 38 were discharged, 14 died, and 40 remained in residence at the close of the official year.

The places from which these 92 inmates were received were as follows :—

From the City of Kingston	19
From the County of Frontenac	3
From the other Counties of the Province.....	60
From the United States.....	7
Emigrants, foreigners, etc.	3
	92

The sexes, nationalities, and religions of these inmates, were as follows; viz., males, 44; females, 48; English, 2; Irish, 70; Scotch, 3; Canadian, 9; United States, 7; foreigners, 1; Protestants of any denomination, 4; Roman Catholics, 8.

The receipts of this Institution and the sources from which they were derived, were as follows :—

From the Province of Ontario	\$1,000 00
From the City of Kingston	Nothing.
Income from Property	59 74
Subscriptions, donations, and bequests from private individuals	2,116 78
From other sources not enumerated.....	1,903 57
	<hr/>
	\$5,080 09

The expenditures for the same period were as follows :—

Groceries, provisions, etc.....	\$2,222 32
Salaries, wages, etc.	
Expended on out-door poor ..	536 73
Fuel, light, water, and all other expenses	2,333 34
	<hr/>
	\$5,092 39

From the returns made to me, it would appear that the 92 inmates referred to, remained for a collective period of equal to 16,677 days.

The accounts for the Poor-house branch and the Orphan Asylum branch, were not kept separate; and the receipts in aid of each could not, therefore, be correctly obtained. From the returns made to me, however, there was a sufficient amount received to entitle both the departments to receive the full amount of supplementary aid. The Government allowance, therefore, for the year 1877 to this House, would be as follows :—

Allowance for 16,677 days' stay of inmates, at 5c. per day	\$833 85
Supplementary " " " 2c. per day	333 54
	<hr/>
	\$1,167 39

Statutory inspection was made of this Institution on the 28th September, on which day the following population was found in residence, viz :—

Poor-house Department.

Old men ..	16
Old women.....	23
	<hr/>
	39

Orphanage.

Boys	26
Girls	4
	<hr/>
	30

The Register showed the above numbers to be in residence, and I saw all the old men and women, but the orphan boys were attending the "Brothers' School" in the City, so that I did not see them.

The Register was not properly kept; and the form required by Government was sent to the Managers, with a request that it would be adopted and adhered to.

The House in its various departments was generally clean and well-kept, but the wards were all very much overcrowded; and in the old men's dormitory this defect was aggravated by its being a basement room. The pressure for admission to the House appeared to be the only excuse for overcrowding; but it seems to me most desirable that the accommodation should be increased at an early day.

Among the male poor was a helpless cripple; and among the women were two idiots and one insane woman, for whom such accommodation was not at all suited. Two of the number were blind.

There appeared to be some defect in the water-closet arrangements, or drainage from them, as a bad odour pervaded the air in proximity to them.

HOUSE OF REFUGE, HAMILTON.

The following summary shows the operations of this House in respect to admissions and discharges, for the year ending 30th September, 1876 :—

Remaining in the Institution at the close of last year.....	36
Admitted during the year	50
Total number of inmates	
	86
Discharged	56
Deaths	2
Number of patients remaining in on the evening of the 30th September, 1876	28
	— 86

The sex, nationalities and religious denominations of these 86 inmates, were as follows :—Males, 14 ; females, 72. English, 16 ; Irish, 34 ; Scotch, 5 ; Canadians, 27 ; United States, 3 ; other countries, 1. Protestants, 51 ; Roman Catholics, 35.

These 86 inmates were received from the following places, viz. :—

From the City of Hamilton.....	78
“ other counties in the Province.....	3
“ the United States.....	5
	86

The amount of revenue received in aid of the ordinary maintenance of the House, and the sources from which it was derived, were as follows :—

From the Province of Ontario.....	\$1,060 43
“ City of Hamilton.....	893 60
“ other sources.....	21 75
	\$1,975 78

The expenditures for the same period were as follows :—

Groceries and provisions.....	1,198 85
Clothing for inmates, furniture and furnishings.....	197 56
Fuel, light and cleaning.....	79 75
Salaries and wages	350 04
Repairs, ordinary and extraordinary.....	31 45
Other expenditures.....	118 13
	\$1,975 78

The average period of residence of these 86 inmates was 135½ days, and the entire collective stay was equal to 11,637 days.

The amount of Provincial Aid that the House is entitled to receive for 1877, would therefore be as follows :—

Allowance for 11,637 days' stay of inmates, at 5c. per day.....	581 85
Supplementary aid	228 83
	\$810 68

Statutory inspection was made of this House on 13th September, and considering its structurally dilapidated state, and bad internal arrangement, it was found, throughout, in a very clean and well-kept condition, evidencing good management on the part of the Superintendent.

There were 25 persons in residence, viz. :—21 women, 2 men, and 2 children, all from the City of Hamilton. Indeed, admission seemed to be awarded only to the poor of the city. Having regard to this fact, and that the establishment is owned and maintained by the Corporation of the City of Hamilton, it becomes a question whether it should receive aid from the Government at all, as it certainly can only be classed as a Corporation Poor House, of the same description as the one in the County of Waterloo.

The affairs of the House are very economically and efficiently managed, the only paid officers or servants, being the Superintendent and Matron—man and wife.

There is bed accommodation for about fifty persons in the House

The dietaries were very good, consisting chiefly of meat, potatoes and bread, all of which, on the date of inspection, were of good quality.

The Register was properly and neatly kept, and gave all requisite information.

HOUSE OF PROVIDENCE, GUELPH.

The buildings used for the purposes of this charity are also used for the St. Joseph's Hospital. The operations of the Poor-house branch for the year were as follows, viz:—Inmates remaining at the close of last year, 19; admitted during the year, 23; making a total of 42 persons who were relieved by its operations. Of this number, 25 were discharged, and 17 remained in the house at the close of the year.

The places from which these 42 persons were received into the House, were as follows:—

From the Town of Guelph	25
“ “ County of Wellington	9
“ other Counties of the Province	8
	42

The sex, religions and nationalities of these inmates were as follows:—Males, 15; females, 27. Roman Catholic, 38; Protestants, 4. Irish, 16; Canadians, 26.

The receipts and expenditures connected with the Poor-house branch of this establishment, are mixed up with those of the Hospital department, and therefore cannot be given in separate form. The amount that the House would be entitled to receive as statutory aid for the year 1877, would be as follows:

Allowance for 6,238 days' lodgment of inmates at 5s. per day	\$311 90
Supplementary aid for 6,238 days' at 2s. per day	124 76
	\$436 66

Statutory inspection was made of this House at the same time that the Hospital was inspected, and the remarks in reference to that branch equally apply to this.

HOME FOR INCURABLES, TORONTO.

During the past year, 16 patients were maintained in this Institution, who remained therein for a collective period equal to 4,945 days. These 16 patients were all admitted from the City of Toronto, their nationalities being—English, 6; Irish, 6; Scotch, 2; Canadians, 2. Their religions were reported to be—Protestant, 14; Roman Catholic, 2.

The receipts for the year were as follows:—

From the Province of Ontario	\$500 00
“ Municipalities	33 50
Subscriptions, donations and bequests from private individuals	2,347 21
From other sources	2,308 40
	\$5,189 11

The expenditures for the same period were as follows:—

Groceries, provisions, &c	\$805 25
Clothing, furniture and furnishings	235 05
Fuel, light and cleaning	267 21
Salaries and wages	434 00
Repairs, ordinary and extraordinary	2 43
Other expenses	712 11

\$2,456 05

The collective stay of these patients numbering 4,945 days, the amount of statutory aid that the Home would be entitled to for the year 1877, would be as follows:—

Allowance for 4,945 days, at 5c.....	\$247 25
Supplementary aid at 2c.....	98 90
	\$346 15

Statutory inspection was made of the Home on 12th September, when 15 inmates were found in residence, 6 men and 9 women. Considering the very limited accommodation of the Home, it having capacity only for 19 beds, and the fact that there were many suitable subjects waiting to be awarded admission, it was to be regretted that all the beds were not occupied. There were four vacant at the time of my visit, and during my recent visit to the General Hospital in this city, there were no less than ten persons who should have been in a Home for Incurables, instead of a curative Institution. The cost of fuel, light and wages would be the same for 19 as for 15 inmates. For these reasons, as well as for others of still more importance, it is to be hoped that the Directorate will soon see their way to the erection of a suitable building, affording capacity for not less than fifty inmates. All the inmates were afflicted with incurable ailments, and many of them were quite helpless; five were crippled with paralysis, three with chronic rheumatism, two from fractures, three from other causes, and two were blind. I conversed with all the inmates and received no complaints, on the contrary, all were greatly satisfied with their treatment. The house throughout was found in a thoroughly clean and well-ordered condition, and the wards were very cheerful and homelike in their surroundings. I examined the Register, which was not of the form required by Government, and the President was furnished with a copy of that now in general use.

ROMAN CATHOLIC ORPHAN ASYLUM, TORONTO.

The operations of this Asylum for the year were as follows:—Remaining in residence at the close of last year, 203; admitted during the past twelve months, 209, making a total number of 412 that were taken care of during the year. Of this number, 205 were discharged, 12 died, and 197 remained at the close of the year.

These 412 children remained in the Asylum for a collective period, equal to 70,200 days, entitling the Asylum to \$1,405.22, as Government aid for the year 1877.

Statutory Inspection was made of this Institution on the 6th of October. The Orphanage forms a portion of the House of Providence, and within the past month all the children under five years of age had been removed to a separate building known as "Sunnyside," in the western suburbs of the city.

The dormitories used for the girls were very roomy and cheerful, but those used for the boys, in the upper part of the house, were confined and overcrowded. Everything seemed to be done for the children to make them comfortable that could be expected under the circumstances.

School is taught in two rooms of the building by the sisters, one of them being for the boys and the other for the girls. In the former, 78 were under instruction, and in the latter, 99.

The children were all very decently and comfortably clothed, and seemed to be well looked after.

The population of the Orphanage was as follows:—Boys, 83, Girls, 92, Children under five years of age at Sunnyside, 29—or a total of 204.

I checked the Register of the Institution, and found it to be kept properly and in accordance with the prescribed form.

ORPHANS' HOME AND FEMALE AID SOCIETY, TORONTO.

During the year, 154 children were cared for in this Home, including 107 who were in residence on the 30th September of last year. Of this number, 53 were discharged and three died, leaving 98 in the Home at the close of the year.

As the collective stay of the 154 inmates amounted to 37,158 days, the amount of Government aid that the Home is entitled to receive for 1877, is \$743.16.

Statutory inspection was made of this Charity on 5th October, when I found in residence 102 inmates—66 boys and 36 girls. This number about exhausted the capacity of the Home.

The regulations of this Institution are, that only orphans and half-orphans shall be admitted, and that illegitimate children shall not be awarded admission. With very few exceptions, the children in the Home, at the time of my visit, were half-orphans.

School is taught upon the premises, and 90 children were then on the roll.

The children were clean and neat in their persons generally, and were very healthy-looking in appearance. Only one lad was confined to bed, and only for some trifling complaint. An idiot boy, who was a proper subject for the Idiot Asylum, was subsequently transferred to that Institution.

In my last Report I found it necessary to reflect with some severity upon the condition of this Home, but I have now pleasure in recording my satisfaction with the order and cleanliness that prevailed at this visit. The partitions, which rendered some of the dormitories dark and cheerless, had been removed, and the woodwork had been painted throughout the entire building, whilst the walls had been well limewashed. The basement had also been improved in appearance.

The beds and bedding were comfortable, and were tidily kept.

The form of register prescribed by the Government was not used, so that I could not check the number of pupils returned, nor their stay in the Home. The Managers were requested to provide a proper register, and to keep it in the manner prescribed.

GIRLS' HOME, TORONTO.

At the close of last year 102 children remained in this Home, and during the past twelve months 72 were admitted to it. Of this number, 66 were discharged, two died, and 106 remained in the Home at the close of the year.

The collective stay of these 174 inmates numbered 42,196 days, entitling the Home to the sum of \$843.92, as Government aid for the year 1877.

Statutory inspection was made of the Home on the 10th October. From basement garret the Institution was found in the most admirable state of cleanliness, with the greatest neatness and order prevailing in all the apartments. The dormitories were very tidily kept, and the beds comfortable. The air throughout the Home was pure and wholesome.

A new furnace has been placed in the basement, and a good deal of work has been done during the year, which improves the condition and appearance of the Institution.

There were 102 children in the Home on the day of my visit, of whom 72 were girls and 30 boys,—17 of the number being under three years of age. They were well and tidily clad, and they had a healthy and cheerful look, denoting that they were well cared for.

The health of the Home was good. Only three children were in bed at the time of my inspection, and these for trifling complaints.

The average number of children that attends school in the building is 60. These are instructed in the common English branches.

Provided the school in this and other Institutions of a similar character is kept in conformity with the school laws, I do not see why they should not receive a share of school funds—the same as the Roman Catholic Orphanages now obtain. I would respectfully recommend that the matter receive consideration.

All the sewing, mending, making up of clothes, and knitting is done by the inmates, under the superintendence of the matron.

I was surprised to learn that the Managers had not the power to enforce the compulsory residence of inmates.

The register of the Home was not kept in accordance with the Government forms.

BOYS' HOME, TORONTO.

During the year, 77 children were admitted to this Home, who, with the 73 in residence at the close of the preceding year, make a total of 150 who were cared for during the twelve months. No deaths occurred in the Home during that period, but 53 were discharged, leaving 97 in the Home on 30th Sept. last.

As the collective stay of these 150 boys was equal to 30,031 days, the Home would be entitled to \$600.62 for 1877.

Statutory inspection was made of this Institution on the 3rd of October, when there were in residence 94 lads. They were all healthy-looking and comfortably clothed.

The health of the Home has been remarkably good, and on the day of my visit there was not a case of sickness in the Institution.

Two of the lads were to all appearance idiotic, and at least two more were very weak-minded. The surgeon of the Home was asked to report upon the mental condition of these lads with a view to their transfer, if proper cases, to Orillia Asylum.

The number of pupils on the school roll at my visit was 90, who were taught by a mistress in the house. The same remarks that were made in reference to the school taught in the Girls Home apply to this Institution. If the school were to receive Government aid, I have no doubt that its efficiency would be greatly increased.

The House, throughout, on the day of my visit, was found in the highest order, and thoroughly clean. The adornment of the walls with pictures, and in other inexpensive ways, was a most commendable feature, and added much to the cheerfulness of the Home.

The beds were comfortable and neatly kept, and the dormitories were clean and free from bad smells.

The Register of the house is kept by the Secretary at her residence, so that I could not examine it.

I have issued instructions to the managers of all charitable institutions to have their Registers, at all times, in the Institution open to inspection.

NEWSBOYS' LODGINGS, TORONTO.

During the year, 108 boys were benefited by the operations of this establishment. These 108 inmates remained in the lodging for a collective period of 4,581 days, which, at 2c. per day, would entitle the House to receive \$91.61 for the year 1877.

Statutory inspection was made of this Home on 10th October. The wood-work of the building was much in want of paint, and the plaster of whitewash.

The building is not a very suitable one for the purposes of the Charity under the most favourable circumstances, and the defects mentioned rendered it rather gloomy and uncheerful. The basement is very dark and out of repair. The bedding, although fairly clean, was scrimp in supply, and rather dilapidated-looking in appearance. Although the House and the furnishings could not positively be said to be dirty, still they were untidy, and not such as are calculated to inculcate orderly and neat habits among the lodgers, which I presume is one of the objects of the Institution.

The register had not been properly filled up for the year, so that I could not check the returns. The capacity of the House is sufficient for 50 inmates, but only 37 beds were made up, and on the night previous to my visit 17 inmates were lodged and boarded.

There is a school or study-room in the building, where instruction is given to the lodgers. In last year's report I stated the terms and conditions upon which lodgers are admitted to this Charity, which is one of the most useful in the city.

ORPHANS' HOME, KINGSTON.

The operations of this Institution for the year were as follows:—Remaining at the close of last official year, 56; admitted during the year, 11; making a total of 67, of which number 17 were discharged and one died, leaving 49 in the Home at the close of the year.

These 67 children remained in the Home during the year, for a collective period of 18,974 days, entitling the Institution to the sum of \$379.48 for the year 1877.

Statutory inspection was made of the Institution on 16th May, when I found in residence 51 inmates,—26 boys and 25 girls. The Register showed that this number was somewhat below the average that had been in attendance.

The various dormitories and rooms in the House, including the domestic department in the basement, were all found in a very well-kept state, and the surroundings of the establishment had been considerably improved since my last visit. A plentiful supply of water has been brought into the House; and, as soon as their funds will permit, it is the intention

of the Board to construct water-closets and bathing-rooms in projection, which are very much required.

I was present when the children were at dinner. The food served to them was very wholesome, and sufficient for their wants; and everything seemed to be done which could be under the circumstances, to promote their health and comfort.

ORPHANAGE OF THE HOUSE OF PROVIDENCE, KINGSTON.

During the year, the Orphanage Department of this House cared for 43 children; of which number 16 were discharged, 1 died, and 26 remained under lodgment at the close of the year.

The collective stay of the 43 children having been 8,422 days, the Orphanage would be entitled to \$168.44 for the year 1877.

As this Institution forms a part of the House of Providence, the remarks in respect to that establishment apply equally to this.

ROMAN CATHOLIC ORPHAN ASYLUM, ST. JOSEPH'S, LONDON.

There remained in this Asylum at the close of last year, 71 children, and 50 additional were admitted to it during the year, making a total of 121 who derived benefit from its operations during the past twelve months.

The aggregate stay of these 121 inmates numbered 26,817 days, which at the Government allowance of 2 cents per day, would entitle the House to \$536.34 for the year 1877.

Statutory inspection was made of this Institution on the 7th September. All its departments were found in a thoroughly well-kept state. The overcrowding still continues in the dormitories, but a large and commodious brick structure is now being erected, which will give abundance of room, both for dormitory and class-room purposes, for over 100 inmates. This building will be completed next year, and will cost from \$25,600 to \$30,000. At the time of my visit there were said to be about 70 youths in residence, and 3 adult inmates, but I only saw 51. The rest were said to be at school and out on leave. The children were well clad, and very neat and clean in appearance. A school is taught on the premises by the Sisters, which, I was informed, was aided under the Separate School Act.

I examined the Register, and found it to be properly kept.

PROTESTANT ORPHANS' HOME, LONDON.

This Home forms a part of the Institution known as the "Protestant Home for Orphans, Aged, and Friendless." The operations of the Orphanage Department are mixed up with the other, causing some difficulty in determining the amount that the respective branches of the Institution are entitled to receive as Government aid. The Managers have been requested to keep a separate register for each class in future.

It would appear that, of the 116 persons who were in the Institution during the year, 51 were children, who remained for a collective period equal to 5,276 days, which, at the rate of two cents a day, would entitle the Orphanage Department to \$105.52 for 1877. The Poor House department is entitled to \$407.68.

Statutory inspection was made of this Institution on the 12th July, when it was found in a very well-kept condition.

There were only 13 inmates in the House at the time of my visit, viz.:—4 boys, 2 girls, 3 old men, and 4 old women.

I called the attention of the Managers to the fact that the plan of keeping the register did not furnish the information the Government required to base the Legislative appropriation to the House upon, and instructed them upon the following three points:—

1st. The actual stay of each inmate in the House must be entered opposite the name of every person admitted.

2nd. The stay of old people who are admitted to the House as indigents must be kept separate from that of orphan children and youths, as the former come under Schedule B, and the latter under Schedule C of "The Charity Aid Act."

3rd. The register must be entered up and closed on the 30th September of each year, and the annual return to Government on that day must exactly correspond with such register.

It having come to my knowledge that the Managers contemplated purchasing a building which was very ill adapted, in its internal arrangement, to the wants of the Home, I strongly urged them against the purchase, and recommended the erection of an entirely new building upon the plans now in the possession of the managers.

ST. MARY'S ORPHAN ASYLUM, HAMILTON.

During the past year 43 children were admitted to this Asylum, which, with 107 who remained in residence at the close of the preceding year, made a total of 150, who were boarded and lodged in the Asylum during the year. Of this number, 34 were discharged, 4 died, and 112 remained in the Asylum at the close of the year.

The 150 children who were in residence during the year remained an aggregate period equal to 40,727 days, which would entitle the Asylum to the sum of \$814.54 as statutory aid for 1877.

Statutory inspection was made of this Institution on 13th September, when the buildings used for the purposes of the Orphanage were found, as usual, in a very clean and orderly condition. They are, however, entirely too limited in space to give proper accommodation for the number of children found in residence. The dormitories were overcrowded, and were it not for the number of windows in them, the air could not be kept sweet, and even then it must be difficult in winter and at night. The associated refectory is entirely too small, and, being in the basement, the evils of overcrowding are very apparent.

There were said to be 121 children in the House on the day of my visit, but I only saw 107; the rest were said to be absent on errands, &c. This number comprises 62 boys and 59 girls, of whom 21 were infants under four years of age.

There were two idiotic girls in the House, who should be removed to the Idiot Asylum at Orillia.

The children were all very clean and decent-looking in appearance, and they all seemed to be well cared for. School is taught on the premises.

I examined the register, which was found to be properly kept, and gave all the information required by Government.

ORPHAN ASYLUM (PROTESTANT), HAMILTON.

Thirty children remained in this Asylum at the close of last year, and only three were admitted during the year, making 33 who were cared for during the year; of whom 6 were discharged, and 27 remained on the 30th September last.

These 33 children remained in the Asylum for a collective period of 10,178 days, which would entitle the Asylum to \$203.56 for 1877.

Statutory inspection was made of this Asylum on 14th September, on which occasion there were 28 names on the register. One girl, however, has been removed to the Blind Institution, leaving 27 orphans in residence—22 boys and 5 girls.

The children were all clean and well-clad, and appeared to be well cared for. There were 10 cases of hooping cough in the House at the time of my visit; otherwise the health was reported to be good. The number of inmates was fewer than usual, and the admissions of the year only numbers 3, with 4 discharges. Having regard to these figures, it appears to me a great pity that the managers of this Orphanage and those of the Boys' Home could not agree to combine these two useful institutions, and thus increase their usefulness and power to do good. One organization would be quite sufficient for the purposes of both, and their aims are similar.

An addition is now being made to the House, in order to provide accommodation for indigent old women. The managers have been able to do this, owing to the liberality of the late Mrs. Jackson, who bequeathed the sum of \$4,000 for the purpose.

The books were examined, and the Register found to be properly and neatly kept.

BOYS' HOME, HAMILTON.

The operations of the Home for the past year were as follows:—Remaining in the Home on the 30th Sep., 1875, 64; admitted during the year, 37; making a total of 101. Of this number, 33 were discharged, leaving 68 in the Home at the close of the year.

The collective stay of the 101 inmates numbered 24,876 days, which under the provisions of "The Charity Aid Act, 1874," would entitle the Home to the sum of \$497.52 for the year 1877.

Statutory inspection was made of this charity on 13th September. The number of boys said to be in the Home on that day was 66, but as nearly all of them were at a picnic (or enjoying a holiday), I did not see them.

The Register is not kept in the manner prescribed by Government, and does not furnish the stay of each inmate in the Home, nor other information required by law. A proper form was sent to the Secretary, with a request that it should be adopted and adhered to.

The house used for the Home is not a good one, and is out of repair. Order and neatness could not be looked for, but it was fairly clean and well kept in its various departments. The Managers, however, were erecting a fine and commodious brick structure in the upper part of the city, which comprises a centre building and two wings, and will furnish accommodation for over 100 inmates. This will effectually overcome the troubles that the Board are labouring under in the present house. It is to be regretted however, that terms of union could not have been arranged, so as to place this Home and the Orphan Asylum under the same management, as one establishment.

ST. PATRICK'S ORPHAN ASYLUM, OTTAWA.

One hundred and thirty-one children were cared for in this Asylum during the year, who remained in it for a collective period equal to 31,171 days.

This stay of the inmates entitles the Asylum to the sum of \$623 42, as Government Aid for 1877.

This Asylum was inspected by Mr. Scoble on the 26th August, who reported as follows:—

"In accordance with instructions, I visited the St. Patrick's Orphan Asylum in this city, at 9 a.m., this morning.

The building is large and commodious, built of stone, and well adapted for the purpose for which it is built.

The inmates are of two classes, viz.:—1st, destitute children, orphans or semi-orphans, principally, but in some cases having both parents living. 2nd, destitute or infirm men and women. Of the two classes, there were in residence at the time of my visit,

Girls—6 orphans; 21 semi-orphans; 4 not orphans	31
Boys—5 " 15 " 4 "	24
Aged and infirm men, 10; women, 11.	21
Crippled lad (one leg only)....	1

77

The children are of various ages, from eighteen months to fourteen years old. They are all instructed daily. Some of the old people assist in the house-work, and in cultivating the garden.

The house was found in a perfect condition of neatness and cleanliness, and the inmates bore evidence of care and kindness.

The Register of admissions was examined, but did not agree with the numbers found in residence. This was explained by the Superior to be owing to the fact that all entries were made by the Secretary, who had not made up the books for some time.

ORPHANS' HOME, OTTAWA.

At the close of the year 37 children remained under accommodation, and during the year 68 were admitted, making a total of 105 that were benefited by its operations during

the past twelve months. Of this number, 70 were discharged, 3 died, leaving 32 in the Home on the 30th September.

The collective stay of these inmates having been 14,754 days, the Home would be entitled to \$295.08 for 1877.

Statutory inspection was made of this charity on 11th May, when I found 40 inmates in the House, of whom 19 were boys, 18 girls, and 3 adults.

The Register proved that a greater number had frequently been in the House during the past winter. The attention of the Secretary was called to the practice of not filling in the entire days' stay in the column intended for that purpose in the Register, and he was requested to comply with the rule in this respect.

I saw all the inmates; they were clean and neat in their personal appearance, and very healthy-looking. Everything seems to be done that can be for their comfort. Most of the children are not orphans, but those who have been neglected and abandoned by their parents. Nine of them were babies in the nursery.

The spring cleaning of the House was in progress, but apart from that it was wholesome and clean.

School is taught upon the premises by a female teacher.

ST. JOSEPH'S ORPHAN ASYLUM, OTTAWA.

Seventy two children remained in this Asylum at the close of last year, and 67 were admitted to it during the year. The total collective stay of these 139 inmates amounted to 27,175 days, entitling the Asylum to receive \$543.50 as Government aid for the year 1877.

Statutory inspection was made of this Institution on the 10th May, when every part of the building was found in the most commendable state of order and cleanliness. The dormitories were exceedingly well kept, both in respect to the condition of the rooms and the cleanliness and neatness of the beds and bedding. In one of the dormitories, the cots were placed too near to each other, but the window ventilation of the rooms used for dormitories was good and effective.

There were on the Register of the Asylum on the day of my visit, the names of 74 inmates, comprising the following, viz:—

Boys.....	29
Girls	38
Babies of both sexes	7
	—
	74

The children were all clean in their persons, and were very healthy-looking in appearance. Many of them were children who had been abandoned by their parents, which class are admitted as well as orphans. The adult pupils attend one of the separate schools in the city.

This Asylum is rather confined in space for such a number of inmates.

INDUSTRIAL SCHOOL, HAMILTON.

The movement of inmates in this Institution for the year ending 30th September, 1876, was as follows:—Remaining in residence at the close of last year, 56; admitted during the year, 57; making the total number under lodgment, 113. Of this number 49 were discharged, and 64 remained in the house at the close of the year.

The collective stay of these 113 children in the house was 21,690 days, which would entitle the school to \$433.80, for 1877.

Statutory inspection was made of this House on 13th September, when 63 inmates were found in residence, of whom 58 were girls, and 5 were boys under four years of age.

The building has accommodation for about 100 inmates. It was found throughout in very good order, and appeared to be very well managed. The children were comfortably clad, and clean and tidy-looking in their appearance. School is taught on the premises by a resident school-mistress.

The Register of the Institution could not be found, so that I could not check the record of admissions and discharges, nor report upon the manner in which it was kept. The Secretary was instructed to have the book always open for inspection, and the proper form was sent to her.

INFANTS' HOME, TORONTO.

The operations of this Institution for the year ending 30th September, were as follows.—

	Mothers.	Infants.	Total.
Number of Mothers and Infants remaining in the home on 30th September, 1875	4	14	18
Number admitted during the year	55	139	194
Total number in the Home during the year.....	59	153	212
Number of infants that died during year		67	
“ “ “ sent away “ “		55	
“ “ mothers discharged “		44	
Remaining in Home at close of year, 14 mother nurses and 32 infants		46	
			212

The total collective stay of these 59 mother nurses and 153 infants, was equal to 12,440 days, which at two cents per day, would entitle the Home to the sum of \$248.80 for the year 1877.

Statutory inspection was made of the Home on the 10th of October. The Managers have leased a roomy and rather well-arranged house on the corner of Yonge and Bloor Streets, very well adapted for the purposes of the Home, and a very great improvement on the premises previously occupied. It is most desirable, however, that all charitable institutions in receipt of Government aid should own the property they occupy, in order that permanency and stability may characterize their operations, and that structural alterations and additions may take place when required.

The house throughout, although in want of repairs, was as clean and well kept as could be expected in such an Institution.

There were 32 infants in the Home, and 12 mothers of infants who acted as nurses. The House was capable of giving accommodation to 40 infants and the requisite staff of nurses and domestics.

As the Register was not open for inspection at the house, I was unable to comment upon the operations.

MARDALEN ASYLUM, TORONTO.

The operations of this Asylum for the year were as follows, viz., number of inmates remaining in the House at the close of last year, 28; admitted this year, 56; making a total of 84 who were under lodgment during the year. Of this number 1 died, and 33 remained in residence on the 30th September.

The collective period of residence of these 84 inmates of the Asylum, was 11,576 days; which under sec. 3, sub-section C, of the Charity Aid Act of 1874, would entitle the Asylum to receive \$231.52 for the year 1877.

Statutory inspection was made of this Institution on 10th October, when 31 women were found as inmates. Many of them were confirmed prostitutes, not a few of whom, doubtless, sought and obtained admission to the Asylum from selfish motives; while others, it is to be hoped, entered with a sincere desire to reform their lives. There were others who, although fallen from virtue, had not yet entered upon a life of prostitution. Both of these classes of women were associated together in the same dormitories and work-rooms. If the object of this Asylum is the reclamation of fallen women, and not merely a temporary refuge, then the very first principles which should govern the Managers in their laudable efforts are being ignored; for without a complete separation of these

classes, and the introduction of a perfect system of classification, the work will not only be fruitless, but, as long as the indiscriminate association of the depraved prostitute with the unfortunate woman who has only once fallen, and is seeking assistance and counsel to keep her from prostitution, is allowed, reformation is next to impossible.

I can fully appreciate the difficulties that have to be encountered in the work that the Lady Managers of this Asylum have undertaken, but I conceive that the Asylum can accomplish little, if anything, as a reformatory, in the permanent reclamation of fallen women under the present system. As a refuge for fallen women it is an admirably conducted Institution.

The House was scrupulously clean and neat throughout.

Family washing and sewing are the only industries in which the women are engaged. Owing to the absence of the matron, I could not see the Register.

HOME FOR THE FRIENDLESS, HAMILTON.

During the past year 40 women were admitted to this Magdalen Asylum, who along with 9 that remained in the House at the close of the preceding year, made 49 inmates lodged during the year. Of this number 2 died, and 13 remained in the Asylum on 30th September last. These 49 inmates were in residence for a collective period equal to 4,130 days, which at 2 cents per day, would entitle the Asylum to receive the sum of \$82.60 for the year 1877.

Statutory inspection of this Institution was made on the 13th September. There were 9 inmates in the House, but as the matron was away on leave of absence, and I could find no Register, I could make no examination of the record of admissions and discharges, or of the operations of the House. The managers were requested to have these books always in the Board-room, in order that an inspection could be made of them; and a copy of the form required by Government was sent for the information and guidance of the Board.

From inquiries I made I found that nearly all the inmates in residence on the date of inspection were re-admissions. This is of frequent occurrence, and I fear, furnishes proof that the good accomplished by these homes is only of a transitory character, and that application for re-admission is prompted very frequently by a very selfish motive, and not by an earnest desire to reform. Compulsory detention might effect some good in such instances.

A good deal of washing of the finer description is performed by the inmates, which is the only industry, except keeping the house clean and in order.

MAGDALEN ASYLUM, OTTAWA.

The operations of this Asylum, in respect to the movement of inmates, were as follows, viz: remaining at the close of last year, 78; admitted during the past year, 58; making a total of 136, who were under lodgment during the year. Of this number 51 were discharged, 1 died, and 84 remained in the Asylum at the close of the year. These 136 inmates resided in the House for an aggregate period of 28,686 days, which, under the provisions of the Charity Aid Act, would entitle the House to receive \$573.72, for the year 1877.

This Asylum was visited by Mr. Scoble on the 26th August, who reported as follows:— I visited the Magdalen Asylum in this city, conducted by the Sisters of the Good Shepherd. The inmates of the Institution are of three classes: 1st, the *entrants*, who are women off the streets, and taken from the gaol, and who pass a period of probation in the Institution; 2nd, penitents, who are women of the former class, who have, after six months' residence, evinced a desire to lead a moral life; 3rd, the children of women of a degraded class, who are taken into the Institution to prevent their leading a life of crime.

At the time of my visit there were in residence 25 *entrants*, 24 penitents, 30 children, 79 inmates.

The buildings at present occupied are not of a suitable class, and are very much crowded in the dormitories. There is, however, a handsome stone building in course of erection, which will meet all the requirements of the Institution.

The work done in the Institution is principally fine laundry work, knitting, sewing, &c. The children receive instruction daily.

The buildings were scrupulously clean, and every attention seemed to be paid to the wants of the inmates.

No register or books are kept.

CONCLUSION.

Owing to the establishment of two new institutions, the Appendix to the Report of this year is more voluminous than hitherto. It contains the following documents, viz. :— The Reports of the Medical Superintendents of the Asylums for the Insane at Toronto, London, Kingston, Hamilton, and of the Asylum for Idiots at Orillia.

These Reports, together with the statistical tables attached thereto, furnish information in regard to the movements of inmates and the general operations of the respective Asylums.

There will be also found the Reports of the Principals of the Institutions for the Deaf and Dumb at Belleville, and for the Blind at Brantford, respectively together with those of the physicians to the establishments. Also the Reports of the Wardens of the Central Prison, Toronto, and of the Provincial Reformatory, Penetanguishene, respectively, together with those of the chaplains to those establishments.

I have the honour to be,

Your Excellency's most obedient servant,

JOHN W. LANGMUIR,

Inspector.

Office of the Inspector of Prisons and Public Charities for Ontario,
December, 1876.

APPENDIX TO REPORT
OF
INSPECTOR OF ASYLUMS, PRISONS, &c.,
FOR THE YEAR ENDING 30TH SEPTEMBER, 1876.

REPORT OF THE MEDICAL SUPERINTENDENT OF THE ASYLUM
FOR THE INSANE, TORONTO, FOR THE YEAR ENDING 30TH
SEPTEMBER, 1876.

J. W. LANGMUIR, Esq.,
Inspector of Asylums, &c.

SIR,—According to instructions received from you on the 15th September, I have the honour to submit the thirty-sixth annual report of this Asylum, up to 30th September, inst. I have departed from the usual method of inserting the customary tables in the text, and have appended them to the remarks recording the requirements, workings, and history of the Institution for the current year. I hope in this way to entice many who should take an interest in our work “to read and inwardly digest” the explanatory notes, to whom tables and figures have no attractions. At the same time it must be remembered that the biting sarcasm of a modern cynical philosopher, who says that “nothing lies like figures,” is not in strict accordance with facts, when applied to the carefully compiled statistics of Asylums. In the conclusions drawn therefrom often lie the fallacies; but no one is responsible for such deductions except the illogical theorist. At the same time such figures are of great interest to theologians, political economists, and specialists. It is to be hoped they will not be overlooked, even if they should not be placed before them in the most inviting way.

Repairs and Alterations.

During the present year a dumb waiter has been erected through the central part of the main building. The provisions for the use of three tables were formerly carried by hand, up one, two and three flights of stairs, from distant kitchens in the basement, involving a great amount of labour. The waiter reduces the work greatly, and the cooked victuals are more presentable.

Part of the main drain running parallel to the main building, on the south side, fell in when spring opened, and a considerable section had to be replaced with sound bricks. Several of the branch drains running from the building into the main were also found in a bad condition, and the walls of brick where discovered to be dilapidated were replaced by tiles in a substantial manner.

The faulty construction of the water-closets in the wings, has been the cause, since their erection, of much discomfort, and the source of disease. The work of tearing down and rebuilding according to a more rational sanitary plan, has been done by our own employees, in

the east wing, under my supervision. The former arrangement consisted of one main perpendicular soil pipe put through the building from base to garret. It had inserted into it, on the different stories, the exit pipes of all the closets. At the bottom of this upright tube was inserted a syphon trap to prevent the gases of the main drain from ascending into the main building, but there was no provision for preventing the foul emanations generated on the sides of the pipes from always filling the tubes and infecting the air of the several wards into which they entered. These outlets are always coated more or less with faecal accumulations. The consequence was, that not only was there a never ceasing discharge of putrescent air, but when fluids were poured in, and occupied necessarily for a short time the lower part of the upright tube, by a natural law of displacement, the foul air was shot upwards with a rush into the rooms and corridors. The pipes for outflow of water from the sinks, baths, and *water tanks* enter the soil pipes *untrapped*. The foul air rushes upward into these rooms, and especially over the surface of large reservoirs containing water for domestic purposes. How long would pure water remain so if set in a vessel on a seat of an untrapped water-closet? In spite of constant flushing and the maintenance of the utmost cleanliness, the nostrils could always detect foulness in the adjacent atmosphere. To obviate this difficulty it was found necessary to take out the trap near the drain, to allow the free outflow of fluids. An S trap was put immediately under each closet pan. A ventilating tube from the upper edge of each pan was run into the nearest chimney. The one shut off all the foul air from the closets, and the other freed the respective closets of any which might accumulate in each room from neglect to properly flush the several pans. It is difficult to describe the two methods in words; suffice it to say, that the result has been highly satisfactory. Under the former arrangement, the sinks for furnishing necessary water to the various wards were in the same rooms as the water-closets. The pipes inserted to carry away the overflow ran through an adjacent partition, and between the floor and ceiling almost on a dead level. As might have been expected, constant leakage took place in this horizontal section, and kept ceilings as well as walls wet from the percolation of water. The destruction of the wood work of that section of the building throughout all its stories, and the unhealthy vapours from decaying and saturated timber made these compartments, as well as the corridors, unhealthy. The sinks have been placed in the bath-rooms, near the baths. The horizontal pipes have been removed, being now unnecessary. Baths, closet-pans, sinks are near the perpendicular pipes which lead into the main drain. The floors and joists in these bath-rooms and closets, including three in the main building have been relaid, much to the comfort of the patients.

The walls of the different landings and stairways in the main entrance and upwards have been painted. The rooms occupied by the different officers have either been papered or painted. Wards No. 5 and 6 have been painted in the corridors, and two sitting-rooms in each. The large sitting-room in No. 5 has been papered. It is used by paying patients. The colours are light and add much to the cheerful appearance of the sections renovated.

The stables, driving house, and granary have been roofed with slate, instead of the old shingle roof which had become leaky and rotten. This improvement gives a greater security against fire, not to speak of its comparative economy in the end.

The foundation of the south and east sides of the bakery has sunk. It seems to have been built on an unstable substratum, with the usual results. The walls have swayed outwards to such an extent as to become dangerous, and have been propped up from the outside with unguiny timbers, to prevent their falling into ruins. It is possible that brick buttresses built on the outside might make the walls secure, if not the walls must be taken down, and a better foundation sought for. The concrete floor, being made on the sand has settled in sections, and is broken into fragments whose surfaces show a variety of angles. The floor of the basement in the main building needs renewing. On the underside the timber and flooring are rotten, and on the upper worn so much as to be dangerous. This floor is that put down 30 years ago.

When referring to these slight structural changes it will not be out of place to note the gloomy entrance of such a substantial and fine pile of buildings. The original design intended the main entrance door to enter on the first floor, from a landing approached by two substantial flights of stone steps. This foundation was to have been protected by a roof supported by costly and elaborate pillars of stone. That design has not been carried out, but if the landing only could be erected, so as to make the entrance where it was originally intended, it would materially improve the appearance of the front part, and give cheer-

fulness to the corridor within, most desirable to patients being admitted for the first time, whose ideas of a mad house are usually of the most gloomy kind. The existing arrangement compels all who enter the main building through any of the doors to descend several steps into a cellar passage not by any means conducive to exaltation of spirits. The cost would not be much, and the advantage would more than compensate for the outlay.

There are seven kitchens in operation in different parts of the building. Under the best management, the necessary waste must be far greater than would be in one large kitchen, built on the more improved plan of modern construction, and heated by steam. The wholesale grocer has little waste in comparison to the retail, because his sales require little division of supplies. The kitchen that does a wholesale business in cooking victuals has very little more waste than any moderately sized kitchen, for the larger proportion of loss is in minute distribution of raw material. It is scarcely necessary to add that a small amount of difference daily, between one common kitchen and seven small ones, means a considerable sum total of lost value yearly, when multiplied by 365 days. But that is not the only objection to the existing plan. All the cooking stoves use wood. They consume 200 cords of hard-wood per annum, at an average price of \$5.00 per cord, viz., \$1,000 of fuel each year. An improved range, heated by steam that can be economised for other purposes after serving the kitchen, would reduce the heating expense to a minimum. Seven cooks and four scullery maids are now required for the different kitchens; with an improved cooking range, four cooks and two scullery maids could do the same work, with greater ease than at present. That would make a monthly saving of the wages of three cooks and two scullery maids, amounting to \$43.00, or an annual reduction of \$516.00. I am sure these changes would effect a saving each year of at least \$400.00, and I cannot urge too strongly that needed erections should be completed at an early day. A reduction from these sources would far more than compensate, in one year, for the outlay, because a "penny saved is a penny gained."

In the quadrangle are four unsightly wooden sheds, in close proximity to one another and to the main building. They are as dry and combustible as tinder. In the autumn and early winter 1,000 tons of coal and 200 cords of wood are "stowed away" here. I need scarcely say that a fire in them would put in great danger the buildings. In fact, it may be safely said that the destruction of the former by fire, means the consumption of the latter. Such a large quantity of fuel, not to speak of the erections themselves, would literally roast out the whole establishment, if such a disaster should take place. These sheds are only 40 feet from the wings, 103 feet from the main building; and the wooden sheds are 24 feet from those containing coal. Brick sheds could easily be erected near the south wall, sufficiently far away to be safe, and easy of access.

Discharges.

The discharges of the current year are considerably above the average, but this can be accounted for, in the first place, by the large number of warrant cases, who came under treatment, while suffering from recent attacks. In other words, the cases of disease had not become chronic and incurable. In the second place, a number were sent from gaols who might have been set at liberty without transfer here. Several were cases of dipsomania; they got on a drunken spree; they became the victims of dissipation, and were seized with *delirium tremens*. If they did not see snakes in their boots, or his Satanic Majesty prowling about the house corners, they had other hallucinations or illusions of the senses. The friends are anxious to get such in "durance vile" out of the way; doctors are called in to consign him to limbo, with pens which are mightier than pills; the victim of the bottle recites the story of his sights and sounds; he performs a few fantastic tricks, and is trundled off to prison. He finally finds his way to an asylum under warrant, but long before this time, because of enforced total abstinence, he has been restored to a sound mind, if not to sound habits, and if not a criminal, should have been set at liberty. It will be observed in the tabulated statement that a considerable number was those afflicted with puerperal mania, consequent on child-bed fever, of whom a large percentage speedily recover. This may be said of all recent cases. Insanity in its incipency is as amenable to treatment as any other disease, and as large a proportion recover. This is the experience of all specialists, whose testimony might be quoted almost to an indefinite extent, corroborating this statement. It shows the importance of friends at once consigning their insane to asylum treatment, and

the responsibility they incur in nursing such at home, until the cases become chronic, incurable and hopeless. The State is not guiltless, if from want of proper and efficient accommodation it allows those over whom it has legislative control, to become a permanent burden on the people, who might when properly cared for, again become active, industrious, and useful members of society.

By referring to the tables, it will be seen that the discharges this year amount to the large number of 106 cured, and 6 improved, of these only two returned to us from relapse. When it is considered that at least seven-eighths of the inmates are chronic cases, in fact the filterings of a series of years, and that the large majority of recoveries must necessarily be among those who are recently admitted, it will be seen that 297 were admitted during the year. The recoveries have been nearly 36 per cent. of that number, and even taking chronic cases in the calculation this year, one-sixth of the whole have been discharged as cured or improved. No stronger argument need be adduced of the importance of putting recent cases at the early stage under asylum treatment. The history of the Institution corroborates this fact, of as many comparative recoveries from recent cases, but from so many vacancies occurring this year, the recoveries are proportionately larger.

Pay Patients.

It will be observed in the financial statement that there has been a large increase in the revenue from paying patients during the current year. On the female side, the superior paying ward has been full for the greater part of the time, and often more applied for admission into this ward than could be accommodated; such were temporarily located in other parts of the building (by the consent of friends,) waiting for a vacancy. The superior male ward has not been crowded to this extent, but has been well filled. These wards are fairly comfortable and cheap at \$4.00 per week. This sum scarcely pays for board and lodgings of patients, not to speak of medical attendance. These wards only hold twenty-four patients each. Those who pay less are accommodated in two other wards. A considerable number of persons applying to have relatives admitted, being in comfortable circumstances, were willing to pay from \$6.00 to \$10.00 per week, if better furnished rooms, more comforts, and *isolated lodgings* were furnished to their friends. The residence in the large building, so prison-like, is always repugnant to such, and if wealthy, or even well-to-do, they send their friends to "retreats," in the United States, when, if proper accommodation could be provided nearer home, of a superior kind, they would be sent here for treatment. The central location would make this point accessible from all parts of the Province. Our east and west hospitals are used for quiet patients, but they could easily be provided for elsewhere, and those substantial separate edifices could be used for extra-paying patients, by the addition of dormitories, and a proper furnishing of rooms, in keeping with the purpose indicated. They are finely situated among the trees of the lawn, and are well adapted for comfortable and quiet asylum treatment. Thirty dormitories attached to each hospital would be sufficient for a beginning, and the financial results would satisfactorily warrant the investment. It would be a great comfort to Canadians to have their suffering relatives within visiting distance of their homes, instead of being obliged to send them to a foreign country, to seek relief and comforts not supplied in this Dominion. It is easy to show that it would pay, were I to urge it on that low ground. The sums received from year to year for paying patients have been gradually augmenting, and if extended accommodation were furnished, a goodly income would be the result. In the financial year 1868-69, there was received \$5,573.10, and in the current year, \$17,189.00. We cannot realise much more *per annum* from paying patients, for lack of more extended accommodation, unless by raising the rate per week for the occupants now in the Asylum. This would not be advisable, for the paying wards now in use meet the wants of a large class of our population who are in moderate circumstances, and not able to pay for comfort and space that would readily be accepted by those in affluence, to whom money is no object. There is still remaining a considerable sum in arrears on current year, more than was proportionately due last year at the same time, and this is due largely to the hard times. If the usual payments had been made at the customary time, the receipts would have been at least \$2,000 *mo.e.* Of course this sum will swell the amount paid up for next year, but it is not available at present.

Protection from Fire.

Fire would make swift progress, if unfortunately it got mastery in the building; although the main part is substantially built, and the wings fairly constructed, and notwithstanding the structural precautions in the shape of iron doors, brick walls and partitions, as well as a thick layer of mortar between the floors and subjacent ceilings. The dumb waiters are wooden shafts running through all the stories; the dust flues; and the bed shafts and wooden stair passages perforate the building throughout, lined with wood. A spark from the pipe of an inmate in the basement, or an ignited match among the straw bedding, however keenly watched and strictly forbidden, would be blown with a fierce draught up these flues to the topmost story, with a force equal to a furnace. It would devour the wooden casings on its way upward, and with our meagre means of extinction, would be uncontrollable. These avenues of possible destruction, not to say tragedy, are causes of great anxiety to myself, both night and day. To remedy these obvious defects, it is recommended that the walls of these shafts be constructed of brick, or sheet iron, with outlets at the top to ensure perfect safety. There is a reel of hose in every corridor; but as the reservoir in the dome holds only 12,000 gallons of water, and those on the wings are proportionately small, it is evident that were they full the supply would soon be exhausted in a conflagration. The distance of the Asylum from the quarters of any of the city Fire Companies, is considerable. The time required to reach us would necessarily be sufficient to allow the most disastrous results. Fire extinguishers in every corridor are required to ensure comparative safety, and their presence would relieve my mind of the constant dread of a calamity, with no adequate means at hand to avert it.

Visitors.

One of the many annoyances a Superintendent has to endure, is the continual demand of the general public to see the Asylum, and, as a matter of course, the inmates. It is a public Institution, and it is the privilege of the British subject, if he should happen to be "a free and independent elector" to look upon an Asylum to the support of which he has contributed his mite of taxes, as a huge menagerie, erected for the purpose of gratifying his morbid curiosity. It is a matter of secondary importance to such, that a daily influx of visitors to the wards causes undue excitement, and retards the recovery of the afflicted under treatment. If Paul Pry should be refused, he threatens an appeal to "our member," and a complaint to Government about the audacious conduct of Asylum officials. He pretends to think that there must be "ways that are dark," and corruption lurking in an Institution within whose walls he is not privileged to air his importance, and carry off his budget of news, gathered from the mad utterances of ones "more unfortunate," so that their babblings may be the gossips of a country side. His inspection often consists of a view of a clean floor, and taking attendants for patients. It is necessary he should look through the wards for the benefit of Her Majesty's liege subjects, lest any of them should be immured in dungeons, chained to stone walls, loaded with iron manacles, or illegally detained by designing knaves outside. It never enters the noddles of such visitors how they would like *their* fathers or mothers, sisters or brothers, wives or dear friends to be stared at from day to day, and made the object of jeer, jest, or jollity from ignorance, or hard heartedness. Not having the fear of these before my eyes, and believing that my first duty was the care of the patients committed to my charge, not only in the employment of every legitimate means for their recovery at my command, but also in the prevention of aught detrimental to them, I imposed strict regulations to prevent needless visitations. Many relatives and friends possessed of good judgment would come to visit patients, sometimes from long distances, but learning that their appearance might injure them, by exciting longings for home, or in stirring up emotions not desirable, have returned home without seeing them, after providing for their comfort, if in a financial position to do so. It is a pity the same could not be said of all who have been warned of the evil consequences of visiting excited lunatics at periods when their language and conduct could give no comfort to any one. It is a pleasure to conduct relatives to see such, when they are quiet, improving, or restored to soundness of mind. Those having such claims, or sent by them, and professional men having scientific objects in view, are al-

ways welcome under these conditions and considerations which must commend themselves to every thoughtful and well-minded person. None were more grateful for this check upon sight-seers than a majority of the patients themselves. It is often pitiful to see them hiding in corners, closets, bed rooms, or any other available place when strangers are approaching, in order to avoid their gaze and questionings. They know their sad condition, and naturally desire to flee from the presence of the gaping multitude of curiosity hunters. My stringent rules may have brought displeasure upon my head, but not from the merciful and christian visitor. The grounds are always open to the public during the day time, and are much admired by citizens and strangers, who look upon them as one of the sights of the city.

Amusements.

During the winter months, and well into the summer, the patients were entertained weekly, with concerts, readings, and dramatic performances on every Monday evening. Each Friday evening there was a dance, which was enjoyed by the patients who were able to attend. The attendants were also benefited, for these evenings helped to relieve the tedium and monotony of the wards, consequent on incessant supervision of those under their charge. The different City Choirs kindly came to our assistance. Three Dramatic Companies freely gave their time and talents. Several professional singers charmed us with their vocal powers. Members of our staff, with outside assistance, gave three performances, and two dissolving views. These entertainments made an excellent programme for the winter. Henry Cameron, Esq., of the city, acted as secretary, and to his energy is largely due our success in securing so much talent. He has the thanks and gratitude of all who were recipients of his kindness. A new piano of excellent tone has been purchased for the concert room, to supersede one whose days of service had nearly ended. Four hundred and fifty-four books were purchased for the library. The sum total of volumes in use is nine hundred, consisting of books relating to history, biography, science, travels, and the higher class of light literature. To keep this small number up to the requirements of the patients, at least fifty volumes are required annually. It is impossible to estimate the great benefits derived from these sources of amusement, instruction, and recreation. The ministry "to a mind diseased" by all lawful auxiliaries within reach, can never be estimated at their true value, because the benefits are not immediately evident; but the diversion of the mind towards anything external to itself is a great boon, and a powerful remedial agent for good; especially to those afflicted with melancholia and monomania, that

" Which crazed King Lear,
The continual racking of the brain
With one idea,

Bad Water.

When the Spring began to open, typhoid fever broke out simultaneously in the Asylum and Central Prison. Both Institutions are supplied from the same source, at the western outlet of the Bay. An examination of the water showed that it was full of animal impurities. It needed no chemical process to do this. The putrescent water that stood only for a few hours could be detected by not overly sensitive nostrils. The unusually large quantity of sediment found in a vessel containing water taken from our reservoir, consisted to a large extent of organic matter, and doubtless was supplied from the sewers of the city, with the addition of the fluid extract of a dead-horse, and of a few dogs floating in the Bay, when spring dissolved their icy coverings. The sewers from this Asylum, and from the Central Prison empty into the Bay about 250 yards from where we procure our supply. The city sewage also enters the Bay at different points in front of the city, making in the aggregate a continual flowing river of filth. A few drops of dirty water will defile a bucket full of it. It need not be stated what must be the condition of a small land-locked sheet of water like that of the Bay, with a stream of pollution pouring into it night and day, of sufficient volume to drive the machinery of a dozen grist mills. In winter time when ice covers this enclosure, the still water below becomes a cesspool, and continues in that state for months. There are only two comparatively small and shallow outlets into the lake. At this cold

season of the year the wind has no influence to move out this impregnated body of water. There is no ebbing and flowing tide, as at the seaboard, to do the work of scavengers. The impurities of the city lie at the bottom of the Bay, or are in a state of solution above the fouler deposit. When spring comes, and the ice disappears, the wind and waves stir up the unsavory compound. The germs of disease are carried back to their fountain; there is "death in the pot;" the air becomes impregnated with the impure exhalations, to the destruction of precious lives. It is a well established fact that water apparently too pure for the chemist to detect any foulness in, may still be loaded with causes of disease. The rice water evacuations of cholera patients, may be deluted to such an extent that no impurities can be detected after the most searching examination, but still are capable of generating that particular disease. The experiments of medical men of high repute, show that in all probability vaccine matter cannot be diluted sufficiently to render it incapable of inoculation. That indefinable organic matter which is known to generate disease according to its kind, can have its watery vehicle augmented until this seed can only be present to an infinitesimal extent, and still it will have the potency to propagate communicable disease. It is a matter of experiment that living organisms will exist and flourish under conditions of heat and cold, that were long supposed to be antagonistic to vitality. If atmospheric or artificial influences are favourable, a small quantity of sewage charged with specific germs of disease will produce a luxuriant crop. When unusual mortality takes possession of the city, and especially of our crowded and mammoth Institutions, then it will be discovered, that "some one has blundered" when too late to avert a calamity consequent upon the violation of sanitary laws. In a direct line southerly from the Asylum, the open lake can be reached, at a distance no greater than at present. Here much purer water can be obtained at a moderate cost, but in a matter of life and death pecuniary expenditure should be of secondary consideration. This is of vital importance, and doubtless will receive from the proper authorities the attention it deserves. So detrimental to health is the water, that since the fever broke out, the patients are not allowed to use the Bay water for drinking purposes. We have several wells, and our supply from these sources, although limited in quantity, has contributed greatly to our comfort and health. Immediately after we refrained from using lake water, the fever subsided, and in a few weeks disappeared.

Visit to United States.

The visits made to Asylums in the United States, and the attendance at the discussions which took place during the sittings of the Association of Medical Superintendents of Asylums held at Philadelphia on June 9th, 10th, 11th, 12th, and 13th, proved not only pleasant but profitable. The public Asylums at Washington, Baltimore, Philadelphia, New York, and Utica were inspected, and through the uniform kindness of the officers of these different Institutions a good insight was obtained of their organization and economies. No two of them were alike in these respects, and a majority of them had excellent features which were of interest, and by a species of eclecticism the commendable of each could be profitably copied. This Asylum has much in its executive arrangement equal to that of our energetic and intelligent neighbours. None of the seven Asylums visited had as fine a pile of buildings externally as those of this Asylum. It is a pity the same could not be said of its internal fittings. In this the contrast was most marked. In all but two of those Institutions the comfort of the patients was greatly enhanced by superior ranges for cooking, steam laundries of the most approved design in structure, appliances, and ventilation, by means of pans driven by steam, as well as heating by the same process. Bedsteads, bureaus, carpets, sofas, pictures, statuary, apparatus for amusements, gymnasia, &c., were all appropriate, excellent in design, and superior in quality. Liberal though our legislators have been in providing accommodation and comfort for all our afflicted, yet much remains to be done in this respect to enable us to approximate in excellence, with communities no wealthier *per capita* than the Province of Ontario.

Certificates of Insanity.

Medical practitioners too often forget that the Superintendent of an Asylum cannot admit a patient of whose insanity three medical men have certified to, not only based upon the statements of other observers, but, also upon *specific acts* perceived by them selves,

from which they would infer unsoundness of mind. The statutory certificates filled up by the medical examiners require these two principal items of information about the patient. On these two classes of observed facts they form an opinion of the insanity of the individual examined, and of the desirability or otherwise of confining such in an Asylum. The Superintendent must base his judgment of the mental state of the individual so charged by these credentials, before admission; and is responsible to the subject, as well as amenable to law, if he admits and retains any who are not insane, especially if the certificates are not sufficiently definite, or are too ambiguous to warrant committal for insanity. It would be ludicrous, were it not so provoking, to have the certificates of insanity filled up with vague generalities which might be predicated with genuine fitness of every adult son and daughter of Adam. Those subjoined are a few choice specimens upon the reception of which I was expected to incarcerate the parties charged; and which could be applied with equal propriety to the writers even were they Solons or Bacons. I give the answers in full under the important heading of facts observed by the medical men, and in all, they recommend Asylum treatment based on these loose statements. How many of these medical men would like to file these Bills of Charges in a Court of Justice, or recite them in a witness box, and ask that lunacy be recorded against the person thus accused, founded on such premises?

I am well aware it is sometimes difficult to extract facts from those who are sullenly taciturn, or subject to melancholy, and in whom no overt or unusual conduct is observed. It is but just to the writers to say that none of that class are included in the following examples culled out of hundreds which might be adduced. They are inserted for the purpose of preventing repetition. Of course these are the worst examples I could find, and are in striking contrast to the majority of certificates sent by the members of a profession second to none in intelligence and acuteness of observation.

In answer to the question,

"Facts indicating insanity observed by myself," the following replies were received:

1. "Disposed to fuddle in water and slop around the house, working the door and washing the clothes."
2. "He refused to allow me to feel his pulse, and in a loud peremptory manner ordered me to get away from him. Refused to talk to me about his health."
3. "Peculiar manner and demeanour."
4. "From his conduct, and from the fact of his having been in an Asylum before."
5. "In answer to all my questions he merely replied "a Scotchman is always a Scotchman."
6. "From the eyes I would infer that there is some disease of the brain. His emaciated condition."
7. "Personal acquaintance."
8. "Personal appearances. Fretful disposition. Peculiar manner."

It might not be improper to say here, that the existing method of sending patients to Gaol, and then to Asylums from thence, is not satisfactory. When the Lieutenant-Governor's Warrant is received by a Sheriff to transfer a patient from his keeping to an Asylum, the Superintendent is notified of it, and a statutory form containing a history of the patient is sent, being filled out by the committing Justice. Many of the questions that require to be answered are medical, and cannot have the blanks satisfactorily filled up but by a professional man. For example, very few magistrates can answer the following medical queries, for the simple reason that the bodily diseases to which they refer are seldom matters of study or observation outside of medical circles.

(12.) Whether the prisoner is subject to epilepsy or paralysis?

(13.) Whether the prisoner has been subject to any bodily ailments, and if so, their nature.

(17.) Whether the prisoner is idiotic, imbecile, or incurable.

The justice who can answer these intelligently should receive a license to practice medicine, especially if well versed on the incurability of the insane. Either all medical men should be made justices, or all magistrates should be made medical men, in order to answer these questions in a proper manner. The medical certificates of insanity, on the strength of which the Lieutenant-Governor's Warrant is issued and commitment to Gaol takes place, are not seen by those in charge of Asylums. The warrant compels admission when a vacancy occurs, and the above mentioned history is all the information a Superintendent receives

about the patient sent. The ordinary admissions are much more satisfactory. The friends of other than warrant patients must produce three medical certificates, and bearing date "within three months of the time of admission." The warrant order on the other hand, requires us to receive patients, without being in possession of any evidence of insanity beyond the general history referred to until the mental state is ascertained in time and by observation, yet the records of Asylum authorities testify that many of these have been several years in prison, and if they had been re-examined medically at the end of a definite time, a large percentage might have been returned to relatives or friends without the trouble, expense, and chagrin consequent on Asylum confinement, and which to many is a matter of much social importance. The medical certificates first obtained, should be forwarded with the history as in non-warrant cases; but the patient should be re-examined by qualified men when about to be transferred to an Asylum, if the person has been confined longer than three months, and set at liberty if sane, as provided by statute, or if not, these certificates should precede the patient to his new abode. The medical testimony is very important to those in charge, for the purpose of classification, but is wanting in all warrant cases, and the absence of something definite about the peculiarities, and it may be, dangerous tendencies of those recently admitted from Gaol, is a source of much anxiety to those in whose charge they have been placed.

Warrant Patients.

On account of the Inebriate Asylum at Hamilton having been changed into an insane Asylum for the quiet and incurable, one hundred and thirty-six of our inmates were sent there. The vacancies were filled up from those insane who found temporary lodgings in the Gaols of the Province. Some of them had been confined in prison cells for years, and a large portion was unruly and turbulent. These came in by instalments to enable us to classify according to their condition. I feel it my duty to state that a large number of these were delivered into my care tied with ropes, and manacled with irons like savage beasts would be. Some had large ulcers on the wrists and ankles, as many as seven being on the two wrists of one person, from the chafing of the handcuffs. Another had burns on the hands, and large ulcers on the back. Several were brought in a dying condition, so helpless that it was found necessary to carry them into the wards, only to die in a few days after admission. Such should never have been removed; long journeys only precipitated their death. A number was covered with vermin; dirty in person and clothing. In some sections in the Province soap must be dear and water scarce. The idea seems to prevail even among Gaol officials, that insane persons must be tied up and cribbed lest manslaughter ensue, forgetting that kindness is never lost on the worst of these objects of pity, and that undue restraint only aggravates the evil, by unnecessarily irritating those, who would otherwise never have become excited and violent. It is gratifying to state that although an addition of nearly one-fourth of the whole number of inmates was admitted within the months of March, April, May, and June, no unusual difficulty was found in putting them under proper treatment, supervision, and classification. I reported to you at once the deplorable state of the warrant patients referred to, and it is pleasing to record that the energetic action taken by you resulted in the dismissal of several Gaol officers, also led to an improvement in the condition of those sent here since that time.

Although this Asylum has been temporarily relieved by the exodus of a comparatively small number to Hamilton, already it is rapidly filling, as the tables of admissions testify. The Gaols, whence a large proportion of the new arrivals come, are being occupied largely by this class, as a temporary refuge until provided for in Asylums. In a year from this time the cry will be for more room, but in the majority of cases it will be in vain. The poor creatures must lie for months and years in prison cells, not intended nor adapted for the accommodation of such. Philanthropy demands that provision should be made in time for this ever increasing class in a manner commensurate with its need. It is a work of years to erect suitable structures, and I cannot refrain from sounding a warning note, which I am sure will be attentively listened to, and carefully considered by those legislators who have the weal of the commonwealth in their keeping. We have a plethora public purse, and while millions are being devoted to other public works, a few thousands expended in this way must always be a noble contribution to a work of mercy, that in the mysterious ways of Pro-

vidence may prove a boon to us or our friends in a dark hour, which may come like "a thief in the night."

One of the three ways to provide the increased space required might be adopted (1) by adding wings to the present building; (2) by building cottages in the grounds for the most tractable patients, such as are now domiciled in our detached hospitals; (3) by erecting another Asylum. Much might be said in the favour of the first two, but the third plan would be in the end most satisfactory. The city is spreading on all sides of these premises, with all the noise consequent from streets and houses. Three railroads and King Street run through our farm, and it seems another will do so soon, with possibly sheds, station, &c., erected near by. A fourth now skirts the southern boundary. The trains and shrieking locomotives keep up a concert night and day, more forcible than melodious, much to the quietude of our patients, especially recent arrivals, who are not accustomed to such dismal choruses, and whose sleep is disturbed thereby. It is possible a migration must be made from these commodious buildings at some distant day. If any lands could be found suitable in close proximity to the city, and a beginning made by the direction of permanent removal could be made, and the necessary adornment, tillage, drainage, fencing, &c. could be commenced by means of the labour of patients. Property is now cheaper than it ever can be expected again, in proximity to a growing city like Toronto. A purchase of this kind with its erections would give additional room, and at the same time would only be necessary expenditure in a permanent location. Out of that number sufficient labour could be utilized to such an extent as to be beneficial to the health of the patients, and at the same time contribute largely towards their maintenance. For a few years one wing of this branch Asylum could be occupied by males, and by these the lands could be efficiently worked, leaving one wing and the main building for females, until finally the sexes could be cared for in two distinct buildings. My limited experience teaches me that a separation of the males and females into two distinct buildings would be preferable in many respects. Wherever this plan has been adopted it has succeeded as might be expected. Dr. Nichols, "President of the Association of Medical Superintendents of the U.S." says in his report of 1875.

"The treatment of the insane patients of both sexes in the same connected structure is attended with many embarrassments, occasionally, in spite of all precautions, with serious evils, and is a source of unremitting anxiety to the officers of institutions of this class. The liberty of both sexes, but especially that of the females, is necessarily much restricted by their exercise in the same grounds; and in addition to the unsuitable acquaintances that will spring up between the sexes when treated in contiguous buildings, sometimes attended with ultimate consequences much to be deplored, the surveillance necessary to render their proximity to each other as innocuous as possible is a source of considerable irritation and ill feeling on the part of those who are the most needful of it." The Board of Visitors and Superintendent have given the important question of the most suitable manner of enlarging the hospital much consideration, and for the reasons that have now been briefly set forth, they earnestly recommend the erection of a separate hospital edifice for the female patients. The patients of each sex could enjoy as much liberty and derive as much benefit from exercise in the air as the individual cases would be capable of, without the liability of the augmentations of morbid sexual susceptibilities, to the formation of unsuitable acquaintances, and to one of the irritations of restraint which must always, more or less, attend their proximity in the same buildings and grounds. At the Pennsylvania Hospital for the Insane, in the city of Philadelphia; at the New York City Lunatic Asylum, on the islands in the East River; and the Michigan State Asylum for the Insane, at Kalamazoo, provision has been made for the treatment of the sexes in separate buildings, and the conductors of these Institutions bear the strongest testimony to the unqualified advantages of such separation. Dr. Thomas S. Kirkbride, the very distinguished Superintendent of the Pennsylvania Hospital for the Insane, writes the Superintendent of this Institution—"We have now had sixteen years experience of a separation of the sexes. We have found only advantages in the arrangement, and nothing would induce us to go back to the old plan of having both sexes in the same building. Of the advantages of the plan, it seems to me, there can be no doubt, and I am inclined to think that in the end it will be found more economical than any other."

Elopements.

The elopers for the year were six. Unfortunately, one of these was found drowned in the lake a week after he escaped from the Asylum. It is impossible to say whether his death was the result of accident or by suicide. He had always been quiet, and seemed contented, and at the time of his escape was with a working party on the farm outside of the walls. The jury, at the inquest, returned a verdict, "Found drowned."

Three of the others were much improved in mind, and would soon have been discharged. They were allowed a good deal of liberty, and took advantage of it to go home when the opportunity offered. I think it better to give out-door exercise and a reasonable latitude without strict prison-like *surveillance* to the improved and quiet patients, even if one occasionally escapes, than to keep such in constant confinement for fear of a few elopements. Three of those were traced to their homes, but they were found to be harmless and contented, and allowed to remain with their friends.

Deaths.

The mortality of the past year has been large, numbering as high as seventy-one. This is attributable to the fact that the year has proved unusually severe on the aged, not only in our public institutions, but also among the general population. It will be seen in the appended tables that a large number of deaths is among the old people. The sending to Hamilton of 136 patients, who were comparatively healthy, necessitated a large proportionate residue, who were of weakly constitutions, or on the sick list. A quarter of those well were deducted from the balance of healthy and sick together, so it is evidence that a much larger percentage of the remainder must be more liable to die than if those transferred had remained, and few warrant cases had been sent in their stead.

In the place of these sent away, I received a large number from the gaols who were in the physical condition I have mentioned elsewhere. A number of these died shortly after admission when delivered to my care. Twenty-eight of these who died were admitted during the current year. In other words, over a third of all the deaths were among recent admissions, and some were residents for only a few days, or weeks at the most, before death put an end to their misery.

Among the deaths were a number of old patients. Reg. No. 1871, was aged 68 years; residence in Asylum, 18 years 6 months 6 days. Reg. No. 1486, aged 65; residence in Asylum, 21 years 10 months 12 days. Reg. No. 1541, aged 62 years; residence in Asylum, 21 years, 7 months 16 days. Reg. No. 514, aged 68 years; residence in Asylum, 28 years 4 months 14 days. Reg. No. 998 was a well-known character, who had a residence of 25 years 7 months 13 days. She had murdered her husband, and doubtless was insane at the time. Since her admission she has been quiet and harmless, showing at no time of her residence murderous propensities. She was a great reader of the Bible, but her study of the Scriptures was to a great part mechanical.

Reg. No. 4234 had the delusion that she had no mouth, and consequently could not eat. She had to be fed with a tube for several weeks, and at last the stomach-pump had to be resorted to. She was fed with milk, eggs and a little whiskey in this way for four months and a day, but at last died from dysentery. I am not aware of any one having been kept alive before for such a length of time by the same means. It is not for me to say that physiologists are in error in making saliva so indispensable to digestion, but it is certain that no saliva could mingle with her food at the time of injection, and that it could only be supplied in small quantities by deglutition.

Farm.

The farming operations of the year have been carried on as successfully as formerly. The wet spring, followed by a long drought in July and August, did considerable injury to the crops. In comparison with the agricultural prospects in the country around us, we perhaps, should not complain. The Hungarian grass and Indian corn were only an average crop, and did not turn out nearly as well as last year. The quality of the potato crop is excellent; but the continuous dry weather at a critical time, diminished the number and

size of the tubers. An "irrepressible conflict" was carried on against the industrious and destructive potato bug. The popular antidote, Paris Green, could not be used on account of its poisonous properties, but patients were furnished with tin pails. The potato fields were turned into a gymnasium, and bushel after bushel of the enemy was captured. In spite of our vigorous daily assaults, they did us some injury, but the yield will be an average crop. The oats and hay are splendid crops. A field of hay was purchased for use. Our own labour cut and housed it. It is possible we may not need all the fodder, but it is economy to buy cheaply in the fall, and if the hay should not be required, it can be sold to advantage in the spring. If the winter should happen to be severe, and of the usual duration, our stock will need it all. The details of our farming operations will be seen in another part of the report. The proceeds of the farm, as will be seen from Steward's report, amounted in value to \$11,537.91.

There is a total of about 160 acres of land, of this at least 20 acres are ornamental. King Street has been extended through the farm, and has taken from us a wide strip of our most arable land. Including our pasturage there is not more than 135 acres under cultivation, and it is no boast to say, considering the unpropitious season, the appended amount of valuable farm products will compare favourably with the best tilled farms of the Province. Of the above amount \$495 was realized from pork, and \$112 from rye sold, the products of 1875, but disposed of after last year's returns were made. This system of crediting such amounts to current year being annually adopted, the two sides of the equation is approximately correct in comparing one year with the other.

Expenses per Head.

By looking at the Bursar's Statement, it will be seen that the expense per head for this year is \$133.51, against \$129.42 last year. This increase is more apparent than real, and is not due to any *per capita* augmentation of expenditure, but is sunk in the ordinary running cost of the establishment, with a smaller average number of patients. The transfer to Hamilton left us for several months, and even up to the present date, with vacancies, that did not occur last year. This gave us less mouths to feed, and fewer to clothe, but that is the only reduction. The salaries, consumption of fuel, general repairs, usual tear and wear, &c., are the same with one number as the other. Our daily average in 1876 is 317, and that of 1875 was 350. The keeping of 33 patients during the year would be much less proportionately than would a corresponding reduction (were it possible) of the necessary running expenses. The whole machinery has to be kept in motion to the same extent for the smaller number as for the larger. A boarding-house can keep twenty persons at a cheaper rate per head than half that number on the same principle.

The expenditure for 1875 was \$84,125. That of the current year is \$82,382, or \$1,743 less than last year. The cost of the 33 patients that would be required to equal last year at this year's average, if residents during the whole year, would be \$4,405.83. If we deduct the difference of the expenditure mentioned above, this sum would be \$2,662.83, the amount required to pay extra current expenses, with 33 patients less to supervise and provide for. In other words, the expenses last year and this year, if the Asylum had remained full, would have been nearly the same, and should be this year, less the cost of feeding and clothing 33 patients to make the full complement. It will be seen that to divide the annual expenditure by the 350 in the one year, and only 317 in the following, makes an erroneous quotient in calculating the cost per patient. The \$17,189.48 received for paying patients, and the \$1,050.94 from sales, will reduce the actual total outlay from the public treasury annually per patient to \$103.95. Of course it will be understood that this sum is applied to all current expenses, and that the actual personal expenditure of each patient for food and clothing (less the consumption of the products of the farm), must necessarily be much less per head than above sum.

Divine Service.

Divine Service has been held very regularly throughout the year. The Church of England supplied us on the mornings of Sunday, and one of the other religious bodies in the afternoons. It need scarcely be said that all these services have been highly appreciated by the inmates. To all ministers who so freely came to our aid during the past year, the heart-

felt thanks of this community is due. Provost Whitaker and the Rev. William Reid, who kindly undertook to correspond with those ministers who had volunteered their services, have my thanks for their labour of love. These religious services were eagerly looked forward to from week to week, and were productive of good results. The Clergy of the Roman Catholic Church hold no regular service in the building, but I find them ready to visit, by night or day, any members of their Church who are in need of their services, and the sick or dying of that Communion have always manifested thankfulness for these spontaneous visitations.

Telegraph Office.

A Telegraph Office was opened last spring, in the building, and has been found of great service to us. Under the former order of things, messages were sent to a city office, the nearest being some distance off, and a messenger carried the telegram to its destination. For this service he was paid the usual *bonus* as car hire. If a dispatch for us reached the city late in the evening it was often next morning before it was delivered. On the other hand, in order to send a message away, a servant had to be sent to a city office to deliver a telegraphic order, and there was no assurance then that it would be sent away in time to be of service. In a large Institution like this, where bodily sickness is often suddenly fatal on account of the large number of fit cases and of those afflicted with chronic disease, it is a great comfort to be able to telegraph at once to friends in the city or at a distance, the condition of patients thus situated. A good deal of ordinary business is done by the wires in a more expeditious and satisfactory manner than by mail. The Montreal Company laid the wires, furnished the necessary instruments, and sent an instructor to teach the younger members of the staff free of charge. Now all of them can send and receive messages with considerable skill and dexterity. The Company has not lost pecuniarily by the new arrangement.

It would be a great service to us to have throughout the buildings electric calls such as are in hotels, and in many of the new asylums recently erected. They save many a weary step necessarily taken by attendants when their presence is required in different parts of the building and hospitals. This will be readily understood when it is known that the main building is 523 feet in length, and from four to six stories in height. The wings attached are 190 feet in length, and four stories high. The Hospitals are 200 and 250 feet respectively from the wings, and could be cheaply connected with the main building, by underground wires. The whole apparatus would not cost more than \$175. To an ordinary reader, a number of these requirements may seem insignificant, but it needs only a limited experience of large establishments to know that in details of apparently minor importance success depends. Those of greater importance are few, but the so-called insignificant "littles" are legion, and in the aggregate materially affect the whole organization for better or worse. A screw loose and unattended to will in the end bring destruction to the best machinery.

Newspapers and Periodicals.

The following newspapers and periodicals have been sent gratuitously.

Toronto <i>Leader</i>	Weekly.	Algoma <i>Pioneer</i>	Weekly.
London <i>Herald</i>	Daily.	<i>Christian Advocate</i>	"
Chatham <i>Planet</i>	Tri-weekly.	<i>Chronicle and News</i>	"
Ottawa <i>Citizen</i>	Weekly.	<i>Elora Lightning Express</i>	"
Woodstock <i>Review</i> ..	"	<i>Canada Statesman</i>	"
Woodstock <i>Times</i>	"	<i>Peterboro' Review</i>	"
<i>Christian Guardian</i>	"	<i>Montreal Witness</i> (2 copies)	"
Guelph <i>Mercury</i>	"	<i>Evangelical Churchman</i>	"
Guelph <i>Herald</i>	"	<i>Canada Presbyterian</i>	"
Galt <i>Reporter</i>	"	<i>Paris Star</i>	"
Stratford <i>Beacon</i>	"	<i>Journal of Education</i>	"
Stratford <i>Herald</i> ..	"	<i>Collingwood Enterprise</i>	"
Berlin <i>Telegraph</i>	"		

All the papers above-mentioned, have been sent free, with the exception of the Toronto dailies. If the proprietors of these newspapers could only see the avidity with which they

are read, especially those published in the different sections, whence the patients come, and containing local news, they would be amply rewarded for their kindness. At the same time, these papers should be paid for, on the same principle as we pay for our flour, beef, and groceries. Editors do not live on ambrosia, however angelic they may be, and in justice should receive the subscription prices as they do from other readers, and on behalf of other public Institutions. A number on the free list have been sent for a quarter of a century. Dues for the past will not be expected, but it is a commercial transaction, and when value is received, remuneration should follow. The proprietors have my thanks for their generous donations.

On the second day of March, Mr. D. H. Mooney, Bursar, came to a melancholy end by drowning. On account of his genial, kindly disposition, he was a general favourite. On the 12th day of June, Mr. James Henry, Steward, died, after a comparatively short illness. He had been a faithful servant for over seventeen years. He gave no eye service, but was found at his post early and late, doing his utmost to make his department a success. Mr. Thos. J. Tracey has been appointed Bursar, and Mr. Allan McLean, Steward. The above is a summary of the changes and work of the year. It will be seen that these are numerous, in respect to structural arrangements, internal economy, and officers. It has been to me a year of anxiety, care, and labour. Throughout the 365 days of the year, the responsible head of an Institution of this kind has no freedom, night or day, from the burdens which belong to a trying position. It is a great satisfaction to me to say that the different officers in their varied relations, have seconded all my efforts in the most efficient manner; and especially is this true of Dr. Metcalf, Assistant-Superintendent, who had sole charge of the Asylum for several months before my incumbency on the 26th of last December.

Before closing this Report, I feel it my duty to thank you for your kindly assistance and generous support in every effort made to increase the efficiency of this Asylum. Dr. Workman, my distinguished predecessor for twenty-two years, has given me valuable advice from time to time, on matters which need experience to unravel in connection with this mystery of mysteries.

I have the honour to be, Sir, your obedient servant,
DANIEL CLARK, M.D.,
Medical Superintendent.

TABLE No. 1.

Showing movements of patients in the Asylum for the official year ending 30th Sept., 1876.

	Male.	Female.	Total.
Remaining, October 1st, 1875.....	337	322	659
Admitted during year :—			
By Lieutenant-Governor's Warrant	91	68	159
“ Medical Certificate.....	58	80	138
Total number under treatment during year.....	486	470	956
Discharges during year :—			
As cured.....	48	31	79
“ Improved.....	11	16	27
“ Unimproved.....	4	2	6
Total number of discharges during year.....	63	49	112
Died	41	30	71
Eloped	5	1	6
Transferred.....	56	80	136
Remaining in Asylum, 30th September, 1876...	321	310	631
Total number admitted since opening of Asylum.	2481	2217	4698
“ Discharged.....	1320	1153	2473
“ Died.....	559	487	1046
“ Eloped.....	48	10	58
“ Transferred.....	233	257	490
“ Remaining 30th September, 1876..	321	310	631

TABLE No. 2.

Showing the maximum and minimum number of patients resident in the Asylum, the total, number of days' stay of patients, and the daily average number of patients in the Asylum from the 1st October, 1875, to 30th September, 1876:—

	Male.	Female.	Total.
Maximum number of patients in residence (on the 7th of October, 1875).....	336	322	658
Minimum number of patients in residence (on the 3rd of May, 1876	284	284	568
Collective days' stay of all patients in residence during year	115,657	110,185	225,842
Daily average population.....	316	301.05	317.05

SOCIAL STATE.	Admissions of year.			Total admissions since opening.		
	M.	F.	T.	M.	F.	T.
Married	85	88	153	1,120	1,427	2,547
Widowed	0	0	0	0	0	0
Single.....	84	60	144	1,361	790	2,151
Not reported.....	0	0	0	0	0	0
Total	149	148	297	2,481	2,217	4,698

RELIGION.						
Presbyterians.....	32	44	76	566	528	1,094
Episcopalians.....	29	20	49	729	637	1,366
Methodists	28	40	68	394	354	748
Baptists	4	0	4	24	10	34
Congregationalists	0	0	0	21	33	54
Roman Catholics	31	26	57	565	485	1,050
Mennonites	0	0	0	0	2	2
Quakers.....	2	1	3	21	16	37
Infidels.....	0	0	0	0	0	0
Other denominations	14	11	25	132	131	263
Not reported.....	9	6	15	29	21	50
Total.....	149	148	297	2,481	2,217	4,697

NATIONALITIES.						
English.....	25	16	41	424	353	777
Irish	27	38	65	825	769	1,594
Scotch	19	29	39	357	331	688
Canadian.....	68	69	137	695	621	1,316
United States	6	3	9	95	78	173
Other Countries.....	3	2	5	84	65	149
Unknown.....	1	0	1	1	0	1
Total	149	148	297	2,481	2,217	4,698

TABLE No. 3.

Showing the Counties from which Patients have been admitted up to 30th September, 1876.

	Admitted during year.			Total Admissions.		
	Male.	Female.	Total.	Male.	Female.	Total.
Algoma	1	0	1	4	0	4
Brant	1	5	6	41	38	79
Bruce	5	1	6	12	6	18
Carleton	0	1	1	51	41	92
Elgin	0	0	0	26	20	46
Essex	0	0	0	17	11	28
Frontenac.....	1	0	1	91	60	151
Grey.....	10	3	13	43	46	89
Haldimand	3	3	6	23	22	45
Halton	2	2	4	61	52	113
Hastings.....	6	7	13	48	41	89
Huron	2	1	3	49	42	91
Kent	1	0	1	20	18	28
Lambton	0	1	1	24	21	45
Lanark	2	3	5	49	39	88
Leeds and Grenville	4	1	5	52	42	94
Lennox and Addington.....	1	0	1	17	12	29
Lincoln	5	6	11	84	69	153
Middlesex	1	0	1	69	58	127
Norfolk	0	1	1	15	17	32
Northumberland and Durham	6	16	22	173	154	327
Ontario	5	9	14	78	74	152
Oxford.....	0	3	3	26	26	52
Peel	7	4	11	72	70	142
Perth.....	1	0	1	38	37	75
Peterborough	2	3	5	47	45	92
Prescott and Russell	0	2	2	13	17	30
Prince Edward	3	1	4	23	20	43
Renfrew	2	2	4	2	2	4
Simcoe.....	5	9	14	85	83	186
Stormont, Dundas and Glengarry	6	3	9	56	55	111
Victoria	3	6	9	17	23	40
Waterloo	2	0	2	36	31	67
Welland	2	2	4	35	30	65
Wellington	4	8	12	102	98	200
Wentworth.....	13	10	23	186	165	351
York.....	42	34	76	645	618	1,263
Muskoka.....	1	1	2	1	1	2
Not Classified	0	0	0	49	12	61
Total Admissions	149	148	297	2,481	2,217	4,698

TABLE No. 4.

Showing the Counties from which Warranted cases have been admitted up to 30th September, 1876.

	Admitted During Year.			Total Admissions.		
	Male.	Female.	Total.	Male.	Female.	Total.
Algoma.....	1	0	1	3	0	3
Brant.....	1	2	3	2	2	4
Bruce.....	2	0	2	3	0	3
Carleton.....	0	1	1	9	1	10
Elgin.....	0	0	0	0	0	0
Essex.....	0	0	0	0	0	0
Frontenac.....	1	0	1	3	1	4
Grey.....	7	1	8	17	2	19
Haldimand.....	2	1	3	3	1	4
Halton.....	0	0	0	2	0	2
Hastings.....	3	5	8	8	6	14
Huron.....	2	0	2	3	0	3
Kent.....	1	0	1	2	0	2
Lambton.....	0	1	1	1	1	2
Lanark.....	2	2	4	7	2	9
Leeds and Grenville.....	3	1	4	6	2	8
Lennox and Addington.....	1	0	1	7	0	7
Lincoln.....	4	4	8	8	6	14
Middlesex.....	1	0	1	2	0	2
Norfolk.....	0	1	1	1	1	2
Northumberland and Durham.....	2	3	5	24	3	27
Ontario.....	4	6	10	15	7	22
Oxford.....	0	3	3	1	3	4
Peel.....	3	0	3	8	0	8
Perth.....	1	0	1	5	0	5
Peterborough.....	1	3	4	12	3	15
Prescott and Russell.....	0	1	1	5	2	7
Prince Edward.....	1	0	1	3	0	3
Renfrew.....	2	1	3	4	1	5
Simcoe.....	3	5	8	15	5	20
Stormont, Dundas and Glengarry.....	6	2	8	9	2	11
Victoria.....	3	4	7	12	5	17
Waterloo.....	2	0	2	7	0	7
Welland.....	2	1	3	4	2	6
Wellington.....	1	2	3	7	2	9
Wentworth.....	7	3	10	23	3	26
York.....	22	15	37	69	36	105
Total admissions.....	91	68	159	310	100	410

TABLE No. 5.

Showing the Length of Residence in the Asylum of those discharged during the year.

—	Register No.	Initials.	Sex.	When Admitted.	When Discharged.
					1875.
1	4348	W. G.	M.	28th May, 1875	October 1
2	4241	J. M.	M.	12th August, 1874	October 1
3	4274	G. H.	M.	25th November, 1874	October 1
4	4357	E. W.	F.	4th June, 1875	October 1
5	4286	O. D.	F.	21st December, 1874	October 1
6	4344	D. D.	M.	19th May, 1875	October 1
7	4299	T. McC.	M.	15th January, 1875	October 2
8	4243	W. McL.	M.	15th August, 1874	October 2
9	4311	J. B.	M.	17th February, 1875	October 4
10	3863	E. S.	F.	4th January, 1872	October 4
11	4266	A. B.	F.	2nd November, 1874	October 5
12	4362	J. F.	M.	8th June, 1875	October 5
13	4393	F. W.	M.	19th September, 1875	October 18
14	4206	T. B.	M.	14th May, 1874	October 19
15	4376	D. P.	M.	11th August, 1875	October 21
16	4337	S. C.	F.	5th May, 1875	October 26
17	4385	J. G.	M.	30th August, 1875	November 2
18	4254	W. M.	F.	9th October, 1874	November 11
19	4140	J. W.	F.	23rd December, 1873	November 20
20	4355	G. P. T.	M.	3rd June, 1875	November 30
21	4248	S. F.	F.	26th August, 1874	December 1
22	4343	P. G.	M.	18th May, 1875	December 7
23	4123	J. B.	F.	4th November, 1873	December 9
24	4159	G. W.	M.	10th February, 1874	December 10
25	4379	W. F.	M.	18th August, 1875	December 15
26	4372	A. W.	M.	20th July, 1875	December 24
27	4360	E. M. R.	F.	5th June, 1875	December 4
28	4378	E. D.	F.	12th August, 1875	December 31
					1876.
29	4380	E. R.	F.	19th August, 1875	January 1
30	3675	A. G.	F.	22nd October, 1870	January 3
31	4347	J. C.	M.	27th May, 1875	January 3
32	4406	T. G.	M.	15th October, 1875	January 11
33	4364	E. J. B.	M.	14th June, 1875	January 24
34	4328	W. M.	M.	19th April, 1875	February 15
35	4038	C. McC.	F.	21st March, 1873	February 19
36	4436	M. S.	F.	29th December, 1875	March 7
37	4391	A. R. W.	F.	16th September, 1875	March 8
38	4390	T. G.	M.	7th September, 1875	March 14
39	2895	P. M.	M.	6th July, 1863	March 14
40	4221	J. S.	M.	15th July, 1874	March 15
41	4416	E. S. R.	F.	16th November, 1875	March 17
42	3692	P. R.	M.	18th November, 1870	March 17
43	4403	G. R.	M.	7th October, 1875	March 25
44	4402	E. W.	F.	4th October, 1875	March 30
45	4426	A. W.	M.	8th December, 1875	March 28
46	3688	A. K.	F.	15th March, 1870	April 5
47	4244	E. A.	F.	19th August, 1874	April 6
48	4381	H. H.	F.	21st August, 1875	April 8
49	4071	E. R.	F.	25th June, 1873	April 13
50	3431	M. B.	F.	13th June, 1868	April 18
51	4397	R. J. A.	M.	25th September, 1875	April 20
52	4443	W. B. T.	M.	20th January, 1876	April 22
53	4414	E. C.	M.	14th November, 1875	May 7
54	4329	M. T.	F.	29th April, 1875	May 10
55	4389	R. B.	F.	4th September, 1875	May 15
56	4522	C. L.	M.	19th April, 1876	May 18
57	4228	J. H.	M.	23rd July, 1874	May 19
58	4174	J. McC.	M.	19th March, 1874	May 15
59	4520	O. G.	F.	19th April, 1876	May 23
60	4429	J. T.	M.	14th December, 1875	May 27
61	4572	M. J. D.	F.	19th May, 1876	May 29
62	4452	T. M.	M.	22nd February, 1876	May 30
63	4504	R. G.	M.	10th April, 1876	June 5
64	4395	E. G.	F.	24th September, 1875	June 7
65	4461	M. J. S.	F.	20th March, 1876	June 8
66	4354	M. W.	F.	3rd June, 1875	June

TABLE No. 5.—Continued.

No.	Initials.	Sex.	When Admitted.	When Discharged.	
				1876.	
67	4457	J. A. B.	M.	14th March, 1876	June 13
68	4417	A. H.	M.	15th November, 1875	June 14
69	3497	J. D.	M.	18th May, 1869	June 16
70	4593	J. A. McK.	F.	15th June, 1876	June 23
71	4440	L. L.	F.	13th January, 1876	June 29
72	4463	E. M.	F.	22nd March, 1876	June 1
73	4437	J. J.	M.	4th January, 1876	July 5
74	4434	R. A. O.	F.	28th December, 1875	July 12
75	4438	W. McG.	M.	4th January, 1876	July 17
76	4513	E. B.	F.	12th April, 1876	July 13
77	4459	J. B.	F.	18th March, 1876	July 26
78	4387	S. D.	F.	3rd September, 1875	August 1
79	4399	M. G.	F.	29th September, 1875	August 1
80	4570	W. H.	M.	18th May, 1876	August 1
81	4563	J. H.	M.	15th May, 1876	August 1
82	4532	J. B.	M.	24th April, 1876	August 1
83	4615	A. W.	M.	5th July, 1876	August 1
84	4568	T. C.	M.	16th May, 1876	August 1
85	4569	T. C.	M.	17th May, 1876	August 8
86	4290	W. M.	M.	2nd January, 1875	August 2
87	4448	E. J. K.	F.	4th February, 1876	August 4
88	4458	E. J. R.	M.	17th March, 1876	August 4
89	4515	C. K.	F.	18th April, 1876	August 5
90	2878	J. C.	F.	3rd June, 1863	August 7
91	4533	S. A. G.	F.	24th April, 1876	August 19
92	4584	A. E. W.	M.	31st May, 1876	August 21
93	4518	F. M.	M.	19th April, 1876	August 22
94	4509	E. L.	M.	11th April, 1876	August 22
95	4330	P. McD.	M.	30th April, 1875	August 23
96	4600	A. J.	M.	20th June, 1876	August 24
97	4609	S. H. J.	M.	26th June, 1876	August 22
98	3869	G. R.	M.	27th January, 1872	August 24
99	4633	D. A. McD.	M.	15th June, 1876	September 7
100	4500	J. L.	M.	8th April, 1876	September 7
101	4575	C. J.	F.	22nd May, 1876	September 9
102	4639	B. G.	M.	18th July, 1876	September 9
103	4594	J. J. A.	M.	16th June, 1876	September 11
104	4524	D. P.	F.	20th April, 1876	September 11
105	4626	S. S.	F.	13th July, 1876	September 14
106	4566	S. A. H.	F.	15th May, 1876	September 15
107	4670	A. B.	M.	30th August, 1876	September 16
108	4648	R. P.	M.	1st August, 1876	September 20
109	4477	E. C.	F.	31st March, 1876	September 23
110	3215	M. H.	F.	1st February, 1866	September 26
111	3487	G. McC.	M.	17th March, 1869	September 26
112	4189	M. B.	F.	23rd April, 1874	September 29

TABLE No. 6.

Shewing Age, Length of Residence, and proximate Cause of Death of those who died during the year ending 30th September, 1876.

No.	Initials.	Sex.	Age.	Date of Death.	Residence in Asylum.			Proximate Cause of Death.
					Years	months	days.	
1875.								
1871	B. H.	F.	68	4th October	18	6	6	Old age, &c.
4188	F. M.	F.	29	5th October	1	5	14	Phthisis, latent
4312	J. R.	M.	30	19th October	0	10	0	Exhaustion
3149	J. G. H.	M.	58	21st October	10	5	5	Pneumonia
4303	W. S.	M.	22	26th October	0	0	3	Phthisis
3808	P. F. S.	M.	69	30th October	4	3	1	Senile decay
1486	J. S.	M.	65	8th November	21	10	12	Senile decay
514	M. H.	F.	68	10th November	28	4	14	Ascites
3504	T. W.	M.	71	2nd December	6	6	4	Senile exhaustion
3703	E. A.	F.	49	6th December	4	11	30	Phthisis
4405	S. C.	F.	41	14th December	0	2	0	Exhaustion
4258	J. G. B.	M.	51	17th December	1	2	4	General paresis
3959	D. D.	M.	25	23rd December	3	5	4	Epilepsy
1541	H. M.	M.	62	26th December	21	7	10	Paralysis
4418	A. McD.	M.	60	29th December	0	1	13	Diarrhoea
1876.								
4232	J. F.	M.	39	8th January	1	5	19	General paresis
2778	M. F.	F.	33	9th January	13	2	15	Phthisis
4236	J. K.	M.	41	13th January	1	5	14	Paresis, general
2487	S. M.	F.	60	21st January	14	8	27	Phthisis
4043	A. C.	F.	30	22nd January	2	9	21	Phthisis
4172	J. K.	M.	62	23rd January	1	9	13	Phthisis
2960	R. A.	F.	55	23rd January	12	1	26	Phthisis
4342	J. R.	M.	30	5th February	0	8	23	Phthisis
3770	W. D.	M.	43	11th February	4	9	14	Phthisis
3958	J. G. B.	M.	65	24th February	3	6	4	Old age
3797	R. J. W.	M.	43	29th February	4	7	22	Epilepsy
4155	W. S.	M.	25	2nd March	2	0	26	Phthisis
3695	W. F.	M.	65	10th March	5	3	18	Heart disease.
3257	J. McD.	M.	38	23rd March	9	6	12	Phthisis
4464	P. R. C.	F.	58	27th March	0	0	5	Enlargement of heart
4205	G. G.	M.	31	29th March	1	10	15	General paresis
3831	A. W.	F.	48	31st March	4	6	1	Paralysis
4433	H. G.	F.	60	1st April	0	3	18	Exhaustion
4460	L. P. B.	F.	41	3rd April	0	0	14	" acute mania
4304	J. McG.	M.	76	10th April	1	2	18	Senile decay
4193	J. C. P.	M.	48	10th April	1	11	11	General paresis
4383	P. J. T.	M.	40	12th April	0	7	21	General paresis
3934	T. W.	M.	26	12th April	3	9	21	Phthisis
4439	A. McG.	F.	68	13th April	0	3	2	Old age
4345	W. H. D.	M.	55	23rd April	0	11	0	General paresis
3855	A. B.	M.	32	24th April	4	4	24	Congestion of lungs
4067	A. W.	M.	15	24th April	1	10	3	Enteric fever
4466	A. L.	M.	36	26th April	0	0	29	General paresis
3083	J. E. T.	M.	52	27th April	3	5	23	General paresis
4512	S. E. G.	F.	29	27th April	0	0	15	Gangrene
3867	S. S.	F.	39	27th April	4	3	7	Congestion of lungs
4453	E. G. B.	M.	20	3rd May	0	2	11	Enteric fever
4523	J. O.	M.	60	8th May	0	0	18	Enteric fever
4451	J. S.	M.	44	13th May	0	2	24	Epilepsy
4514	M. W.	M.	47	17th May	0	1	3	Exhaustion of mania
3993	R. H.	M.	53	21st May	3	5	24	Paralysis
3664	M. P.	F.	50	21st May	5	7	6	Cancer
4577	M. A. A.	F.	17	26th May	0	0	3	Exhaustion from chorea
4534	J. W. S.	M.	49	27th May	0	1	3	Exhaustion from mania
4508	M. J. W.	F.	24	1st June	0	1	20	Peritonitis
4484	C. S.	F.	52	8th June	0	2	5	Exhaustion
4301	J. McD.	M.	58	12th June	1	4	25	Senile decay
4527	M. C.	M.	31	17th June	0	1	25	Epilepsy
3944	E. W.	F.	37	9th July	4	0	7	Phthisis
4620	J. H.	M.	34	15th July	0	0	6	Exhaustion of mania
998	J. McI.	F.	71	24th July	25	7	13	Old age

TABLE No. 6—Continued.

Shewing Age, Length of Residence, and proximate Cause of Death of those who died during the year ending 30th September, 1876.

No.	Initials.	Sex.	Age.	Date of Death.	Residence in Asylum.			Proximate Cause of Death.
					Years	months	days.	
				1876.				
4561	A. M. F.	F.	33	2nd August	0	3	24	Puerperal fever
3569	E. P.	F.	57	7th August	5	6	17	Phtbisis
4640	T. K.	M.	29	10th August	0	0	22	Chr. mania
3813	J. H.	M.	70	14th August	5	0	9	Senile decay
4401	A. A.	F.	82	23rd August	0	10	25	Old age
4234	E. R.	F.	40	29th August	2	1	2	Diarrhœa
4668	C. S.	F.	65	6th September	0	0	8	Exhaustion of mania
4384	E. T.	F.	31	8th September	1	0	2	Phthisis, lateut
2651	A. E. DeG.	F.	57	23rd September	14	7	3	General dropsy
4421	M. McD.	F.	70	23rd September	6	10	3	Senile decay

TABLE No. 7.

Showing trades or occupations of patients admitted into the Asylum.

	During the Year.			During former Years.			Total.
	Males.	Females.	Total.	Males.	Females.	Total.	
Professor of Music.....	2	1	3	4	0	4	7
Bookkeepers.....	5	0	5	8	0	8	13
Laborers.....	31	0	31	592	0	592	623
Carpenters.....	9	0	9	100	0	100	109
Teamsters.....	1	0	1	3	0	3	4
Masons.....	3	0	3	37	0	37	40
Farmers.....	35	1	36	647	8	655	691
Gardeners.....	1	0	1	1	0	1	2
Harnessmakers.....	1	0	1	7	0	7	8
Domestics.....	1	24	25	4	847	851	876
Tinsmiths.....	1	0	1	9	0	9	10
Grocers.....	3	0	3	0	0	0	3
Butchers.....	1	0	1	12	0	12	13
Druggists.....	3	0	3	5	0	5	8
Millers.....	2	0	2	21	0	21	23
Blacksmiths.....	1	0	1	29	0	29	30
Sailors.....	2	0	2	17	0	17	19
Tailors.....	5	0	5	50	0	50	55
Shoemakers.....	3	0	3	68	0	68	71
Machinists.....	5	0	5	4	0	4	09
Merchants.....	5	0	5	54	0	54	59
Painters.....	1	0	1	14	0	14	15
Clerks.....	5	0	5	79	0	79	84
Printers.....	3	0	3	20	0	20	23
Moulders.....	2	0	2	14	0	14	16
Jewellers.....	1	0	1	2	0	2	3
Coopers.....	1	0	1	13	0	13	14
Clergymen.....	1	0	1	17	0	17	18
Railway Conductor.....	1	0	1	0	0	0	1
Wood Workers.....	1	0	1	0	0	0	1
Commercial Traveller.....	1	0	1	2	0	2	3

TABLE No. 7—Continued.

Showing trades or occupations of patients admitted into the Asylum.

	During the Year.			During former Years.			Total.
	Males.	Females.	Total.	Males.	Females.	Total.	
Cigar-makers	1	0	1	4	0	0	5
Teachers	2	3	5	39	33	72	77
Barbers	1	0	1	1	0	1	2
Railway Foremen.....	1	0	1	0	0	0	1
Housekeepers.....	0	51	51	0	190	190	241
Laundresses	0	1	1	0	0	0	1
Weavers	0	2	2	11	1	12	14
Seamstresses	0	3	3	0	60	60	63
Spinsters.....	0	6	6	0	56	56	62
Cooks.....	0	1	1	0	5	5	6
No occupation	7	55	62	83	149	232	294
Wives	0	0	0	0	431	431	431
Nurses	0	0	0	0	4	4	4
Milliners and Dressmakers..	0	0	0	0	19	19	19
Gentlemen	0	0	0	16	0	16	16
Ladies.....	0	0	0	0	8	8	8
Innkeepers	0	0	0	5	0	5	5
Brewers	0	0	0	9	0	0	9
Physicians	0	0	0	11	0	11	11
Students	0	0	0	10	0	10	10
Bakers.....	0	0	0	10	0	10	10
Pedlers	0	0	0	7	0	7	7
Lawyers	0	0	0	14	0	14	14
Engineers	0	0	0	13	0	13	13
Soldiers	0	0	0	5	0	5	5
Mechanics	0	0	0	21	0	21	21
Photographers	0	0	0	4	0	4	4
Others.....	0	0	0	33	12	45	45
Occupations not stated.....	0	0	0	203	246	449	449
	149	148	297	2,332	2,069	4,401	4,698

RETURNS from Farm and Garden for the year ending September 30th, 1876.

2,140	Bunches Onions at 4c.....	\$85 60
530	“ Rhubarb at 10c.....	53 00
1,870	“ Asparagus at 5c.....	93 50
1,260	“ Lettuce and Raulishes at 4c.....	50 40
320	“ Parsley, Mint and Sage at 4c.....	12 80
14	Bushels Spinach at 75c.....	10 50
10	“ Chalots at 75c.....	7 50
15	“ Peas at 75c.....	11 25
12	“ Beans at 60c.....	7 20
3,075	“ Potatoes at 60c.....	1,845 00
150	“ Parsnips at 50c.....	75 00
120	“ Carrots at 30c.....	36 00
150	“ Tomatoes at 80c.....	92 00

Carried forward \$2,279 75

		<i>Brought forward</i>	\$2,279 75
12	“ Cucumbers at \$1.20.....		14 40
30	“ Beets at 56c.....		16 80
62	“ Onions at \$1.25		77 50
55	“ Apples at 60c.....		33 00
12½	“ “ Crab at \$1.50		18 75
2,175	“ Oats at 40c.....		870 00
1	“ Beet Seed.....		4 00
109	Tons Hay at \$14		1,526 00
120	“ Straw at \$10		1,200 00
31	“ Mangle Wurtzel at \$8		248 00
140	Loads Green Fodder at 90c		126 00
65	Dozen Indian Corn at 15c.....		9 75
312	“ Eggs at 20c.....		62 40
12,590	Gallons Milk at 20c.....		2,518 00
30	Quarts Red Peppers at 10c.....		3 00
75	“ Strawberries at 10c.....		7 50
340	“ Currants at 5c.....		17 00
96	“ Gooseberries at 5c		4 80
62	“ Raspberries at 8c.....		4 96
120	Pounds Grapes at 5c.....		6 00
305	“ “ at 6c		18 30
6,520	Heads Cabbage at 5c.....		326 00
480	“ Cauliflower at 8c.....		38 40
1,250	“ Celery at 5c		62 50
115	Citrons at 25c.....		28 75
420	Pumpkins at 6c.....		25 20
	Garden Flower Seeds		31 00
319	Flowering Plants at 10c		31 90
895	“ “ at 20c.....		179 00

Increase of Stock.

1	Colt	25 00
2	Calves at \$10	20 00
21	Pigs at \$4.....	84 00
320	Fowls at 30c	96 00

Killed and Consumed.

7,487	Pounds Pork at 7c.....	524 09
208	“ Veal at 7c.....	14 56
140	Chickens and 6 Turkeys.....	41 00

Sold.

45	Hogs	688 70
10	Calves.....	10 00
2	Calfskins	1 60
1	Bull	28 00
	Potatoes	4 30
171	Bushels Rye.....	112 00

 \$11,537 91

LONDON ASYLUM.

REPORT OF MEDICAL SUPERINTENDENT,

AND

STATISTICAL INFORMATION, 1875-6.

LONDON ASYLUM,
October 1st, 1875.

To J. W. LANGMUIR, ESQ.,
Inspector of Asylums
For the Province of Ontario.

STR,—I present my Report for the year ending September 30th, 1876. It is brief, and I have not thought it necessary to repeat the recommendation of improvements mentioned in the Reports of former years.

They are still waiting for authority and money to do them, and are more urgently necessary than they were last year. I will name them:—

Coal sheds, chimneys, cottages, extension of buildings, roof repairs, flooring hardwood, windows, &c.

Water and sewage are now in the hands of the Board of Works, with every prospect of completion in reasonable time. With the hope that all repairs and buildings necessary to make this Asylum complete will be finished next year, and close for ever the capital account, I will proceed with my remarks on the operations of the Asylum during the past year.

The admissions during the past year have been 112—males, 60; females, 52.

The discharges cured and improved, males, 22; females, 13; while two of each have been discharged not improved, shewing 31.240 per cent. cured and improved.

The deaths have been 32—males, 22; females, 10; on a total under treatment of 705, or 4.53 per cent.

The average residence of the 35 cured and improved would be a little less than a year; individually extending from two months to more than three years.

If the account given by relatives could be depended upon, it would be seen that the duration of the disorder before admission corresponded with the duration of residence before discharged cured. But the statements on admission papers cannot be relied upon to justify a table, only to show approximately that speedy admission means speedy cure.

For speedy cure, more accommodation is needed. There has been no case calling for any special remark amongst the admissions. Cases of paresis have increased in the admissions, and the table of deaths shows that paresis has been the cause of three deaths. There are other cases about to die.

For a few years there were no admissions of paretic cases into this Asylum, and one year was entirely free from deaths by this disease. Since that time the cases have been numerous. One woman is now in the house, paretic.

There has been one inquest on an old man, who was accidentally scalded while in the bath; but the medical evidence before the coroner, and the verdict of the jury, went to show that the cause of death was extensive disease in the brain and the lungs, and the scalding ad nothing to do with the death, as the skin was healed again, except in one place, and there had never been any shock to the system in the medical sense.

But there was no doubt that the attendant in charge of the bath was guilty of carelessness at the time, and neglect of instructions most fully laid down for his direction in the use of hot water. In all cases of carelessness their cause is that long immunity from harm leads to the belief that harm will never come. I have to repeat the same caution at intervals,

whether anything has given occasion for the repetition or not, for all Asylum officers, from the Chief to the lowest, never know when, in spite of every caution, accidents or misfortunes will occur. I think every precaution is taken in this Asylum that rules, cautions, and vigilance can provide.

Fifty patients have been transferred to other Asylums. Amongst these are six idiots sent to the new Idiot Asylum at Orillia, and in addition to the fifty are the idiots hitherto in the building called "Idiot Asylum" on these grounds.

I am glad they are gone where attention can be given to their peculiar wants in an institution fitted as far as I know for training and teaching them.

Amongst the transfers, is one criminal, a man who killed his wife, and was sent to the Asylum for observation.

He was arraigned at the Assizes at Simcoe, and the Judge referred him to the Jury to report on his mental state.

The Jury on medical testimony said he was insane, and by warrant he was sent here.

After three months' observation of him and a thorough examination into his mental history for eight years, I came to the conclusion that he is not insane, and sent to you a report giving the evidence and the reasons on which that opinion is founded.

I have also caused an examination of temperature of the body to be taken in order to compare his with that of parietic and dementia cases, the two diseases he was said to suffer under. The result shows that his temperature does not accord with either, but more nearly coincides with that of the healthy men taken at the same time. This must be taken as only corroborative evidence of insanity, but not warranting conclusions of itself. The table of temperature is annexed. It presents curious results as regards paresis.

But so few cases justify no positive conclusions. More examinations must be made before any general positive statements can be hazarded. This is one of those difficult cases of feigned diseases requiring much consideration and the utmost attention a Physician can give. And, however certain the Physician may be of the justice and correctness of his own conclusions, he need not feel surprised if other men should differ from him. I am, therefore, glad that he is transferred to another Asylum for more observation. Of the 112 admissions, no less than 43 males and 39 females, total 82, are recorded, on the admission papers and certificates, as dangerous to others, homicidal, or suicidal. The Physicians are, until they become acquainted with the admissions, obliged to act on the information of the papers. They have, therefore, to provide fitting rooms and associations for all these dangerous patients when they present themselves.

If the accommodations of the Asylum are considered by you, can you be surprised at the importunity I have displayed in reports and letters addressed to you to obtain accommodation for patients of this kind which will enable us to classify them properly. I have been compelled to place many of them together in the same ward, with the result of quarrels, fighting, and injury, and without the power of doubling our attendants. In this Asylum, up to 1874, no patients were ever under restraint, but I am sorry to say that since that year overcrowding of violent patients has compelled me to put the worst into muffs. Two are occasionally muffed, but if the extension of the building that was used for idiots should be built next year, all necessity for restraints will be done away with. There are few improvements so needed as this extension. The plans as they have been designed and sent to you will work well and remedy the evils of this crowded Asylum. Once more when they are completed, classification will be possible, and avoidance of restraint certain without an increase of ordinary staff.

Officers.

The Officers of this Asylum continue to do the work in harmony with each other, every one striving to do the allotted duty with efficiency. Your quarterly minutes bear witness to the satisfactory performance of duties by all. I have, however, to regret the death of Mr. Davey, the store-keeper during the past year. He was a most efficient storekeeper and telegraph operator. His loss has not been replaced, and, besides, our telegraph communication with the rest of the Province has entirely ceased. It ought to be renewed as it is in every

respect a loss to the Asylum. I have shewn you in my letter on this subject that it interferes with admissions, deaths, and business, and throws delay and difficulty over every branch of administration.

In the Toronto Asylum I am informed that the young pupils are operators. There is no school of medicine in London whence to obtain pupils who can work in the Asylum and continue attendance on lectures during their Asylum residence. Pupils cannot be had here even if they were very desirable acquisitions, for there is no inducement for them to enter on this branch of the profession in the utter hopelessness of promotion, however well qualified they may be. I have to congratulate you on the possession of so active and able an Assistant Physician, as Dr. Burgess, who was appointed second Assistant Physician in the early part of the official year. With Dr. Lett, whose abilities I have often recorded, and Dr. Burgess I am fortunately provided, and the Government is to be congratulated in having such officers who merit at their hands better remuneration than they receive, and higher offices than it seems they are likely to obtain.

The work of the Matron has been well done.

Engineer's work is named under the head of work done in the Asylum. No institution has a more efficient engineer or carpenter.

The Asylum is obliged to the Episcopal clergy of the city who share amongst them the Sunday services, and who have done this kind duty without remuneration. I feel very thankful to them.

Estimates.

The Bursar has made estimates for the ensuing year according to your request. I have gone over them with him, and embodied in them the additions to wages necessitated by the times. The revival of the oil business in this district has created a demand for engineers and stokers who can run an engine and attend to a boiler, and the wages given in London and Petrolia will withdraw our men unless they are increased \$5 00 per month. This increase is put in the estimates. The Bricklayer is also placed on the estimates, at \$550 00, instead of \$600 00, as one will be required until the Asylum is gradually rebuilt, so bad is the workmanship of this Institution. The Carpenter is also put at an estimate of \$550 00, to equalise him with other Institutions, and because he is a sober, industrious and intelligent man, equal to any work that can be required of him. The estimates are based on a population of 620. Both the Bursar and myself beg to state that the maintenance can be provided for on these estimates, and that they admit of no reduction, without throwing part of the expenditure of the year on the succeeding year. We call your attention to the fact that we have sent you estimates for the last three years, and that every year our estimates have been cut down about \$3,000 00, and every year a debt has been borne by the succeeding year to about the amount so cut down. This year we have strictly balanced the sum asked for, with the sum needed, and we have to state that if the sum asked for is granted, it will be sufficient to meet all expenditures and leave the Asylum clear of obligations to be borne by the next year.

We also present to you an estimate of the materials needed in furniture, bedding, and ornamentation, to renew worn-out stock, and to bring the internal decorations of the Asylum up to the level of other Asylums for similar classes of patients on this continent. I have accompanied this statement with a letter, showing the details of alterations in the pay list, and the reasons for them.

Amusements.

I am indebted this year to the London Musical Union for an admirable concert given to the patients, and much enjoyed by them. I have some patients and some attendants able to form a band, and I have asked you for a grant to buy instruments and a small sum for instruction. I have so often pointed out the deficiencies of our amusements, and the difficulty of devising amusements for such a chronic class of patients as there are here, that I trust the addition of a band will recommend itself to you as a means of entertainment valuable to the Asylum.

I regret I have no visit from our liberal and esteemed friend, Mr. Cool Burgess, this year. Gifts, except of old periodicals, we have had none this year. We are open to gifts of all benevolent liberal men.

It has been found better to pay for newspapers and journals than to importune proprietors of newspapers for gifts of their industry which they are no more bound to present to us than the ironmongers, or grocers, or wine dealers are bound to give out of their stock.

Dietary.

I have been asked to record the diet list. It is difficult, because it varies weekly, but I print a sample for one week, September 3rd. According to the productions of the farm, there are sent into the house fruit for supper or tomatoes, or lettuces, or radishes or young onions in their season. All the small fruits, as strawberries, gooseberries, currants, raspberries, of which our garden sends in many hundred quarts, are consumed by the house, and are not preserved for winter consumption. We buy for that purpose. This year the apple crop affords a large supply for suppers, so that the diet list as now given, by no means represents the variety the patients enjoy, nor is the diet invariable through the year. In the autumn and winter we kill about 200 pigs which are consumed as fresh pork. Prunes and raisins are bought for stews for supper in large quantities, the first by the ton, as they are needed. I think the dietary is as good as can be needed in any Asylum for patients who are wholly provided for by the Government. It cannot be said that they are underfed. If diet will cure, our cures ought to be in excess of many other Asylums, but they are not, and it still remains an obscure question, what will afford the largest percentage of cures in Asylums, physic or hygiene.

TABLE OF DIET.

Breakfast.

Cold Meat every day or hash for the working men ; Bread and butter every day.

Supper.

Monday.....	Stewed Apples.
Tuesday.....	Stewed Prunes.
Wednesday—No. 1 Dining-room—	Rolls, with butter.
“ No. 2 “	Baked Apples.
Thursday.....	Buns.
Friday—No. 1 Dining-room.....	Baked Apples
“ “ 2 “	Rolls, with butter.
Saturday.....	Stewed Apples.
Sunday—	Bread and butter every day for supper and breakfast ; Tea and Coffee every morning and evening.

Dinners.

Sunday	Meat, stew Potatoes.
Monday	Corned Beef, Cabbage, Beets, Potatoes.
Tuesday	Roast Beef, Potatoes, Bread-pudding.
Wednesday.....	Boiled Beef, Potatoes, Tomatoes.
Thursday	Lobscons, Baked Bread Pudding.
Friday.....	Boiled Beef, Fish, Potatoes, Tomatoes, Rice and Syrup.
Saturday.....	Roast Beef, Potatoes, Bread-pudding.

Visits.

The Asylum was favoured with a visit by His Honour the Lieutenant-Governor of the Province, accompanied by the Provincial Secretary, last November. More visits were promised, but the honour then conferred was the last, and I am afraid the Asylum will not have the advantage of obtaining further inspection from the high officials of the Province. But nothing can be more useful to the Institution or more advantageous to the officers, than frequent visits from ministers and members of the Legislature. Our wants would be sifted, our merits recorded, and our deficiencies censured ; and in all respects the public would be assured that the benevolent Institutions they are taxed to support, are properly managed.

Nothing but full information given to the public will establish confidence in the officers of Institutions, and enable them to obtain freely and liberally the funds necessary for their support. It is therefore to be lamented that these visits are so seldom paid.

Probation.

The number of patients sent out on probation during this year is 29, of whom only one has been returned to the Asylum.

Work.

I have not every year given the amount of work done by the patients and the few persons who are employed to overlook and teach them and help them. But as it has been said that the amount of work done does not equal that of other Asylums, I now give the details of the past year. The Table No. 8 shows that 6,227 articles have been made in the sewing-room, and 7,923 repaired. The particular articles are named in the Table. 440 yards of rag carpet prepared.

Table No. 9 shows that in the wards, 728 articles have been made; 27,574 articles have been repaired by patients on the wards. 360 lbs. of wool spun, and cotton also prepared, which the patients have used in making 505 pairs of stockings, and 1,070 pairs of socks, other socks repaired, making a total of 1,730, presenting a total of 9,185 articles made, and 37,277 repaired in this Asylum.

In the laundry, 243,385 articles have been washed, and only 195 have been lost, and those chiefly small things, like socks and collars. This is the female work of the Asylum, done by 197 female patients.

The males have kept the farm and garden in order as usual, and the tables of produce exhibit the results, to which I refer you. In addition to the ordinary work, the patients have dug and filled in again a trench for gas-pipes of 1,370 yards in length, and opened the old trench of 500 yards to take up the old gas-pipe. They have made box and other drains, 140 yards; placed 1,000 feet of boards at the bottom of the garden fence, and carted 200 loads of clay to the fence. They have hauled 70,000 feet of lumber from town; 216 loads of ice; moved 2,000 tons of earth twice; transplanted 560 trees; moved and put down again 500 yards of wire fence, with posts; and planted 1,477 yards of willow hedge, and kept 20 acres of garden and lawn mown and clean, and; with the help of three gardeners, planted more than 20,000 bedding plants, geraniums, petunias, bulbs, &c., all which were raised on the premises by the gardeners. Sixty acres of grain were kept clean by them, and the produce (amount stated in the Farm Table) raised; 31 acres of roots, as per Table, kept in order, and 70 acres of hay-housed, yielding 130 tons.

Green crops and Hungarian Grass in the Table.

The work of men on the wards, in the boiler-houses, has gone on all the time. 1,200 tons of coal carted from the sheds to the engine-houses, 400 cords of wood to the boilers, in the summer, also. Nine corridors, of an average of 80 feet in length and 12 in breadth have been floored with hardwood, and the same ceiled with pine, by our own men and by patients—the same have been painted. Four dining-rooms have been floored, ceiled and painted. In this carpenter work, one extra man was hired for four months. The whole of the water-closets have been taken out and replaced with water-tanks, 18 in number, by our own men, which has entirely removed all offensive smells from the building.

The boilers have been repaired, and the kitchen steaming apparatus, and the washing-machines, by our own men. The basement of the Asylum has been cleaned. This last work required the assistance of three hired labourers.

The whole of this work has been done by 166 male patients and their attendants. Total working patients, 303, out of 626 average population.

I think few Asylums can show a better record of work or exhibit grounds kept in better order, and not one on the continent that I have seen has a larger or more attractive flower garden, in which patients and all employed find a pleasure during the summer.

The addition of a few summer-houses will be found pleasant, and when the necessary improvements to buildings are completed, they can be made by our own men.

With good attendants, work can be obtained from patients. It is somewhat remarkable that we so seldom have shoemakers able to follow their trade, even in the small matter of repairing boots and shoes. Tailors are also rare inmates, and hardly more than two have ever been useful to the Asylum; therefore, in the matter of trades, this Asylum makes a poor exhibition. Perhaps trained men might be had to teach those who never had a trade, but the resulting articles would be of small value in workmanship, and dearer, on the whole, to the Asylum than those articles bought from the contractors. Trades learnt by insane are not economical, and patients can be employed otherwise.

TABLE No. 5.

Showing the Length of Residence in the Asylum of those Discharged during the year.

No.	Initials.	Sex.	When Admitted.	When Discharged.	Remarks.
				1875.	
1	C. T.	M.	April 6, 1875	October 12.	Cured
2	S. W.	F.	May 25, 1875	October 18.	Cured
3	W. C.	M.	November 27, 1874.	October 23.	Cured
4	A. P.	M.	December 22, 1874.	November 2.	Cured
5	W. C.	M.	April 12, 1875	November 4.	Cured
6	M. J.	F.	July 1, 1875	December 1.	Cured
7	J. K.	M.	July 29, 1875	December 2.	Unimproved
8	M. McA.	F.	September 30, 1874.	December 28.	Cured
9	D. McG.	M.	September 15, 1875.	December 29.	Cured
				1876.	
10	C. K.	M.	April 5, 1875	January 3.	Cured
11	G. E.	M.	December 21, 1874.	January 10.	Improved
12	F. G.	F.	September 30, 1873.	January 21.	Much improved
13	J. J.	M.	July 3, 1875	February 2.	Cured
14	L. C.	M.	December 12, 1874.	February 2.	Cured
15	C. W.	F.	August 19, 1874.	February 9.	Cured
16	A. McN.	M.	June 17, 1875	March 17.	Unimproved
17	M. J. D.	F.	March 18, 1875	April 1.	Much improved
18	J. D.	M.	February 11, 1873.	April 4.	Cured
19	J. S.	M.	November 18, 1875.	April 4.	Cured
20	C. S.	F.	January 13, 1876.	April 7.	Cured
21	J. S.	M.	August 3, 1875	April 25.	Cured
22	J. M.	M.	February 7, 1876.	April 29.	Cured
23	R. McL.	M.	November 20, 1875.	May 2.	Cured
24	M. D.	F.	June 24, 1874.	May 2.	Much improved
25	E. McL.	F.	July 1, 1875.	May 8.	Much improved
26	W. M.	M.	December 10, 1875.	May 18.	Much improved
27	M. H.	F.	March 27, 1875	May 18.	Cured
28	C. McC.	F.	April 18, 1872.	June 15.	Unimproved
29	J. H. W.	M.	November 23, 1875.	June 16.	Cured
30	J. K.	M.	March 20, 1876	July 3.	Cured
31	F. S.	M.	January 7, 1876	July 17.	Improved
32	J. McD.	M.	June 9, 1875	August 1.	Cured
33	W. M.	M.	May 15, 1874	August 1.	Cured
34	M. H.	F.	November 24, 1875.	August 9.	Unimproved
35	J. McK.	M.	August 17, 1874.	August 21.	Cured
36	F. M.	F.	February 14, 1873	September 9.	Cured
37	J. J.	M.	November 4, 1873	September 14.	Improved
38	A. J.	F.	August 31, 1875	September 27.	Improved
39	M. D.	F.	July 15, 1876	September 30.	Cured

TABLE No. 6.

Showing Age, Length of Residence, and Proximate Cause of Death of those who died during the year ending 30th September, 1876.

No.	Initials.	Sex.	Age.	Date of Death.	Residence in Asylum.			Proximate Cause of Death.
					Years.	Months.	Days.	
1875.								
1	A. L	F	71	October 22	12	7	6	Senile decay
2	A. P	M	71	December 19	0	8	23	Senile decay
3	A. J. P.	F	60	December 27	0	4	27	Apoplexy
1876.								
4	P. R	M	?	February 8	0	9	12	Asphyxia
5	M. K	F	36	February 11	4	11	15	Chronic dysentery.
6	B. H	F	63	February 13	13	3	17	Senile decay
7	F. T	M	29	February 29	0	11	7	Chronic cerebritis
8	J. T	M	52	March 17	20	2	23	Phthisis
9	J. M	F	54	March 19	0	1	17	Chronic cerebritis
10	W. D	M	71	April 1	3	8	6	Senile decay
11	R. H	M	39	April 4	0	0	20	Chronic cerebritis
12	J. M	M	64	April 23	4	3	15	Peritonitis
13	S. V	M	38	May 3	0	7	0	Chronic cerebritis
14	J. L	M	29	May 31	3	5	20	Purpura hæmorrhagica
15	B. B	M	52	May 31	1	1	10	General paresis
16	C. L	F	68	June 24	1	10	0	Congestion of lungs
17	B. S	F	56	June 24	30	0	0	Purpura hæmorrhagica
18	G. R. R.	M	66	July 3	1	8	13	General paresis
19	W. G	M	28	July 3	1	7	7	Phthisis
20	T. McK.	M	47	July 21	20	11	16	Phthisis
21	J. S	F	62	July 23	16	4	20	Chronic diarrhœa
22	E. H	F	49	July 27	0	1	15	Diarrhœa
23	M. R	F	31	July 31	0	2	11	Phthisis
24	D. McC.	M	60	August 26	14	6	10	Senile decay
25	T. R. E.	M	26	August 26	0	7	21	Phthisis
26	A. S	M	83	August 29	0	2	14	Apoplexy
27	G. J	M	50	August 31	0	1	17	General paresis
28	J. D	M	23	September 6	1	5	0	Phthisis
29	R. G	M	72	September 20	2	1	22	Softening of brain
30	J. McK.	M	28	September 21	2	6	7	Phthisis
31	J. C	M	33	September 22	18	7	0	Phthisis
32	A. McN.	M	54	September 24	0	3	1	Chronic cerebritis

TABLE No. 7.

Showing Trades or Occupations of Patients admitted into the Asylum.

	During the year.			During former years.			Total.
	Males.	Females.	Total.	Males.	Females.	Total.	
Agents, newspaper	0	0	0	1	0	1	1
Boot binders	0	0	0	0	2	2	3
Bookkeepers	0	0	0	1	0	1	1
Bakers	0	0	0	2	0	2	1
Bricklayers	0	0	0	1	0	1	1
Butchers	1	0	1	2	0	2	3
Blacksmiths	2	0	2	5	0	5	7
Brewers	0	0	0	1	0	1	1
Barbers	1	0	1	1	0	1	2
Cabinet makers	1	0	1	3	0	3	4
Confectioners	1	0	1	1	0	1	2
Coopers	0	0	0	4	0	4	4

TABLE No. 7—Continued.

Showing Trades or Occupations of Patients admitted into the Asylum.

	During the Year.			During former Years.			Total.
	Males.	Females.	Total.	Males.	Females.	Total.	
Carpenters	1	0	1	15	0	15	16
Clerks	0	0	0	11	0	11	11
Dyers	0	0	0	1	0	1	1
Domestics	0	32	32	0	283	283	315
Engineers	0	0	0	2	0	2	2
Farmers	27	0	27	169	5	174	201
Fishermen	0	0	0	2	1	3	3
Founders (iron)	0	0	0	1	0	1	1
Ferry-men	0	0	0	1	0	1	1
Gardeners	0	0	0	3	0	3	3
Huxters.....	0	1	1	0	0	0	1
Hatters	0	0	0	1	0	1	1
Hostlers.....	0	0	0	1	0	1	1
Jewellers	0	0	0	1	0	1	1
Labourers	11	0	11	121	0	121	132
Milliners	0	2	2	0	3	3	5
Masons	0	0	0	4	0	4	4
Machinists	0	0	0	3	0	3	3
Watchmakers	0	0	0	1	0	1	1
Millers.....	1	0	1	2	0	2	3
Moulders.....	0	0	0	2	0	2	2
Merchants	1	0	1	7	0	7	8
Officers (army)	0	0	0	1	0	1	1
Organ builders	1	0	1	0	0	0	1
Pensioners	0	0	0	4	0	4	4
Prostitutes	0	0	0	0	3	3	3
Photographers.....	0	0	0	1	0	1	1
Painters	0	0	0	5	0	5	5
Printers	0	0	0	4	0	4	4
Pedlars	0	0	0	1	0	1	1
Physicians	0	0	0	3	0	3	3
Servants	0	1	1	1	75	76	77
Sailors.....	0	0	0	5	0	5	5
Students	1	0	1	3	0	3	4
Spinners	0	1	1	0	1	1	2
Sisters of Charity	0	0	0	0	1	1	1
Soda water manufacturers.	0	0	0	1	0	1	1
Stone cutters.....	0	0	0	2	0	2	2
Showmen.....	0	0	0	2	0	2	2
Saddlers	1	0	1	0	0	0	1
Shoemakers.....	2	0	2	8	0	8	10
Seamstresses	0	0	0	0	2	2	2
Slaters.....	0	0	0	1	0	1	1
Teachers	1	0	1	6	5	11	12
Tin smiths	0	0	0	2	0	2	2
Tavern keepers	0	1	1	1	0	1	2
Tailors.....	1	0	1	12	0	12	13
Tanners	0	0	0	2	0	2	2
Vagrants	0	0	0	0	3	3	3
Watchmakers	0	0	0	1	0	1	1
Woodfinishers	0	0	0	1	0	1	1
Weavers	0	1	1	0	0	0	1

TABLE No. 7—Continued.

Showing Trades or Occupations of Patients admitted into the Asylum.

	During the Year.			During former Years.			Total.
	Males.	Females.	Total.	Males.	Females.	Total.	
Wheelwrights	1	0	1	0	0	0	1
Waggon makers	0	0	0	1	0	1	1
No employment	2	6	8	22	31	53	61
Unknown	3	7	10	42	81	123	133
Totals	60	52	112	502	496	998	1,110

TABLE No. 8.

Showing the number of Articles made and repaired in the sewing-room during the year ending 30th September, 1876.

Articles.	Made.	Repaired.	Articles.	Made.	Repaired.
Mattresses	206	0	Carriage covers.....	8	0
Palliassees	8	0	Skirts	237	0
Pillows	8	0	Dresses	920	0
Sheets.....	397	371	Night Dresses.....	16	0
Quilts	84	110	Aprons.....	348	0
Pillow-slips	504	85	Drawers.....	160	93
Bolster-slips	12	0	Shirts.....	987	1759
Ticks (bed).....	35	114	Pants.....	355	1766
Ham Covers	80	0	Coats.....	142	708
Blinds	5	0	Vests.....	136	513
Curtains.....	5	0	Overalls (Suits).....	8	0
Crumb-cloths.....	2	0	Neckties.....	100	0
Table-napkins.....	62	0	Socks	0	1862
Towels	204	15	Blankets	0	272
Hats trimmed.....	217	73	Carpets	0	11
Sun-bonnets.....	66	0	Table Covers.....	1	0
Caps	36	0	Butter cloths.....	6	0
Collars	72	0	Table cloths	67	64
Sacques.....	4	0	Canvas suits	0	107
Cloth Slippers	28	0			
Chemises.....	607	0	Total.....	6,227	7,923

In addition to the above, sufficient rags have been prepared for the manufacture of 440 yards of carpet.

TABLE No. 9.

Showing the number of articles made and repaired in the wards, also the quantity of Spinning and Knitting done during the year ending 30th September, 1876.

Articles Repaired.		Articles Repaired.	
Dresses	6136	Shirts	312
Chemises	3684	Sheets.....	728
Skirts	2756	Blankets	862
Drawers	832	Quilts	1352
Night Dresses.....	676	Pillow-slips.....	520
Aprons.....	1040	Bed Ticks.....	780
Caps	416	Table Cloths.....	40
Stockings	6180		
Socks	1040	Total.....	27,354

TABLE No. 9.—Continued.

Showing the number of articles made and repaired in the wards, also the quantity of Spinning and Knitting done during the year ending 30th September, 1876.

		Articles Made.	
Shirts	6	Aprons	128
Night Dresses.....	31	Neckties.....	144
Dresses	2	Towels.....	95
Drawers	26	Padding cloths.....	24
Chemises.....	26	Quilts.....	72
Caps	2		
Collars.....	12	Total	788
Skirts	220		

SPINNING AND KNITTING.

Spinning.		Knitting.	
	lbs.		pairs.
Wool spun.....	360½	Stockings.....	505
Cotton twisted	120	Socks.....	1070
Cotton wound.....	120	Mitts.....	1
		Stockings refooted.....	154
Total	600½	Total.....	1730

TABLE No. 10.

Showing the number of articles passing through the Laundry, during the year ending 30th September, 1876.

Articles.	No.	Articles.	No.
Shirts	23314	Canvas Suits	832
Chemises	23654	Handkerchiefs.....	4725
Dresses	11070	Hoods and Caps.....	1349
Skirts	5749	Sheets.....	29701
Drawers	3695	Blankets	3719
Collars.....	6935	Quilts.....	4264
Cuffs.....	3328	Pillow Ticks.....	138
Aprons.....	10950	Bed Ticks.....	2491
Stockings	15050	Pillow Slips.....	31412
Socks.....	11286	Towels	15374
Night Dresses.....	3734	Toilet Covers.....	469
Waists	1905	Table Cloths.....	3897
Pants	2659	Table Napkins.....	1248
Vests	1644	Padding Cloths.....	3953
Coats	1843	Sundries.....	1456
Overalls	312		
Neckties	1119	Total	243,385

Number of articles lost during the year..... 195

TABLE No. 11.

Showing the employment of patients during the year ending September 30th, 1876.

Service.	M.	F.	T.		M.	F.	T.
Farm.....	60	0	60	Laundry.....	3	13	16
Garden.....	13	0	13	Dining rooms.....	5	7	12
Grounds.....	8	0	8	Store.....	1	0	1
Carpenters' Shop.....	8	0	8	With Plasterer.....	2	0	2
Boiler Houses.....	4	0	4	With Painter.....	6	0	6
Bakery.....	1	0	1	In the wards...	48	140	188
Butcher's Shop.....	2	0	2				
Sewing room.....	1	30	31				
Kitchen.....	4	7	11				
					166	197	363

STATEMENT OF FARM ACCOUNT, 1875-1876.

ASYLUM FOR THE INSANE, LONDON,

In account with

THE FARM AND GARDEN.

(From November 1st, 1875, to October 30th, 1876.)

CR.	\$	cts.	\$	cts.
Asparagus—178 bunches at 5c.....				13 90
Apples—471 bushels at 40c.....	188	40		
“ —10 “ Siberian, at \$3.....	30	00		218 40
Artichokes—40 “ at \$1.....				40 00
Butter—2194 $\frac{3}{4}$ lbs. at 20c.....				638 95
Butcher's Meat—Lamb 803 lbs. at 8c.....		64	24	
do Pork, 6947 lbs. at 8c.....		555	76	
do Mutton, 61 lbs. at 6 $\frac{3}{4}$ c.....			4	12
do do 140 lbs. at 7c.....			9	80
do Beef, 1593 lbs. at 6 $\frac{3}{4}$ c.....		107	52	741 44
Beans—37 bushels, green, at 75c.....				27 75
Barley—220 “ at 55c.....				121 00
Beets—121 “ at 50c.....				60 50
Carrots—963 “ at 25c.....				240 75
Corn—136 cart loads at \$1.....	136	00		
“ 707 doz. in ear at 5c.....		35	35	171 35
Cucumbers—1072 single at 2c.....				21 44
Cabbage—6998 heads at 5c.....				349 90
Cauliflower—1346 “ at 5c.....				67 30
Currants—1174 quarts at 6c.....				70 44
Cherries—60 do at 10c.....				6 00
Celery—1260 heads at 5c.....				63 00
Cream—70 $\frac{3}{4}$ gallons at \$1.....				70 75
Citrons—152 at 10c.....				15 20
Eggs—399 $\frac{1}{2}$ doz., hens, at 20c.....		79	90	
“ 9 “ goose at 35c.....		3	15	83 05
Farm Stock Increase—3 cows at \$40.....				120 00
Gooseberrie—516 quarts at 8c.....				41 28
Greenhouse Plants—1433 stock bulbs at 25c.....		358	25	
do 18,619 plants at 5c.....		930	95	1,289 20

	\$	cts.	\$	cts.
Grapes—350 lbs. at 5c.....				17 50
Hay—127 cart loads at \$1	127	00		
“ 128 tons at \$15	1,920	00	2,047	00
Lettuce—2977 heads at 4c.....				119 08
Luna Beans—2 bushels at \$1.....				2 00
Milk—15,043 gallons at 14c			2,106	02
Mangolds—2000 bushels at 25c.....				500 00
Melons 1177 at 10c.....				117 70
Oats—1128 bushels at 35c.....				394 80
Onions—3081 bunches at 4c.....	123	24		
do 141 bushels at 80c.....	112	80	236	04
Potatoes—64 do at 60c.....	38	40		
“ 1792½ do at 50c.....	896	16	934	56
Peas—11 bushels, green, at 75c		8 25		
“ 11 “ “ at 50c.....		5 50		
“ 4 “ “ at 50c.....		2 00		
“ 150 “ “ at 35c.....	52	50	68	25
Poultry—21 geese at 50c	10	50		
“ Turkeys—17 at \$1 25, 1 at \$1	22	25		
“ Chickens—40 at 20c.....	8	00		
“ Ducks—4 at 25c.....	1	00		
“ Pea Fowl—3 at 50c.....	1	50	43	25
Parsnips—71 bushels at 30c.....			21	30
Pears—48½ dozen, large, at 40c.....	19	40		
“ 1½ bushels, small at \$1 50	2	25	21	65
Plums—42 quarts at 15c.....	6	30	6	30
Rye—7 cart loads at \$2	14	00		
“ 102 bushels at 55c.....	56	10	70	10
Rhubarb—412 dozen at 5c.....				20 60
Raspberries—257 quarts at 10c.....				25 70
Sea Kale—226 heads at 4c.....				9 04
Strawberries—157 quarts at 10c.....				15 70
Salsify—737 bunches at 4c.....				29 48
Turnips—2449 bushels at 25c.....				612 25
Tomatoes—2563 single at 2c	51	26		
“ 117 bushels at 70c.....	81	90	133	16
Tares—40 cart loads at \$1 00				40 00
Wool—180 lbs. at 30.....				24 00

 \$12,087 08

Dr.	\$	cts.
Board of Employees	624	00
Farm Stock	2	80
Feed and Fodder	522	49
Implements, Repairs, &c.....	598	34
Interest on Capital in Stock, \$9000 at 6c.....	540	00
Miscellaneous, Manure, Lime, &c.....	626	76
Seeds, &c.....	326	47
Value (yearly) of 200 acres at \$4	800	00
Wages of Employees.....	2,168	00
Balance.....	5,878	22

 \$12,087 08 \$12,087 08

 R. MATHISON,
Bursar.

Farm and Garden.

The summer commenced with great promise of very abundant crops of all kinds of produce. Up to the end of June dropping rains continued to fall and everything gladdened the farmer's hopes. But then there came a change and no rain fell in this district for nearly two months. The Hay turned out a large crop of good quality.

The Oats and Barley looked well, the straw plentiful and the grain heading well; but the black oats became rusty and yielded not more than from 30 to 35 bushels, light in weight, and not looking healthy.

The Barley was exceedingly light. The "White Australian" Oat, obtained from Mr. Weld of the *Farmer's Advocate*, was an excellent crop, 45 bushels to the acre, free from rust, with beautiful white straw.

Mangolds, a plentiful crop, but smaller than usual. The same with carrots. Turnips good but not full sized.

Potatoes in number abundant, only not half a crop in weight; 14 acres only yielding 1,800 bushels. As many more will have to be bought next year for house use. The green crops used for cattle feed were good. Hungarian grass good. The Garden was productive in small fruits, Apples and Pears—the Plums a total failure. Vegetables very inferior both in crop and quality. Cabbages miserable, about 30,000 were planted and not more than one-fifth survived. The loss was owing to the ravages of some caterpillar which the learned entomologists distinguish by a long aristocratic name, and they tell us all about its origin and anatomy, and its tastes for useful vegetables. But all they can say about the method of meeting its depredations is, "When you catch him, kill him." It is to be hoped the useful gentlemen who comprise the association will direct their attention to some method of destroying the pests that now make gardening an expensive luxury. The apple and other fruit trees have been troubled with some disease, which, as Dean Swift foretold in his own case, begins to kill at the top. The extremities of the branches become blackened and withered, and then extending to the trunk, the tree dies. We have lost a large number of trees which will have to be replaced next year.

Here again science is at a loss, and cannot inform us how to cure. Our flower garden, notwithstanding the largest number of annuals ever planted, looked worse than it ever has in former years. This disastrous season bore as hard on flowers as on farm produce. The ornamental grounds, on the whole, looked exceedingly well, owing to the attention and care the gardeners bestowed upon them. The farm and garden, notwithstanding the bad season, exhibit a balance in the *Asylum* favour of \$5,878.22. If the labour of patients at the estimate of last year \$3,000 is deducted, the profit of the year is \$2,878.22.

TABLE OF

18

Number.	Date of Examination, August 30th.			Date of Examination, August 31st.			Date of Examination, September 3rd.		
	Month.	R. Axilla.	L. Axilla.	Month.	R. Axilla.	L. Axilla.	Month.	R. Axilla.	L. Axilla.
1.....									
2.....									
3.....									
4.....									
5.....									
6.....	98.00	97.00	97.25						
Totals.....	98.00	97.00	97.25						
Averages.....	98.00	97.00	97.25						
1.....							97.50	96.00	96.50
2.....	98.00	96.00	96.00	98.50	96.50	95.50			
3.....	99.00	98.00	98.00	100.00	98.50	99.00			
4.....	98.00	98.00	99.00					98.50	99.25
5.....							99.00	97.50	98.50
6.....	102.00	101.00	101.50						
Totals.....	397.00	393.00	394.50	198.50	194.00	194.50	196.50	292.00	294.25
Averages.....	99.25	98.25	98.62	99.25	97.00	97.25	98.25	97.33	98.08
1.....	98.00	97.50	98.00	98.50	96.00	97.00			
2.....				99.00	97.00	98.00			
Total ..	98.00	97.50	98.00	197.50	193.00	195.00			
Average.....	98.00	97.50	98.00	98.75	96.50	97.50			
1.....	97.00	95.75	96.00	96.75	96.00	96.50			
2.....	97.50	96.50	97.00	98.50	97.00	97.00			
3.....				98.00	96.00	95.50			
4.....							97.00	95.25	96.25
5.....							97.50	96.25	96.75
6.....							98.25	97.00	97.50
7.....							98.25	97.00	97.50
8.....							98.50	98.00	97.50
9.....							98.25	97.25	98.00
10.....							98.00	96.50	97.00
11.....							97.00	96.00	96.75
Total.....	194.50	192.25	193.00	293.25	289.00	289.00	782.75	773.25	777.25
Average.....	97.25	96.12	96.50	97.75	96.33	96.33	97.84	96.65	97.15
1.....							98.00	96.75	97.50
1.....	98.50	97.50	97.50	97.50	96.00	97.50	97.50	96.50	97.00

TEMPERATURES.

76.

Date of Examination, September 14th.			MENTAL STATE.	REMARKS.
Mouth.	R. Axilla.	L. Axilla.		
97.00	96.00	96.00	} Health.	
97.00	96.00	96.50		
97.00	96.00	96.50		
97.00	96.50	96.75		
97.50	97.00	96.50		
485.50	481.50	482.25		
97.10	96.30	96.45		
.....	} Paræsis. Incipient.
..... do much longer.
..... do longer still.
..... Advanced.
..... do Within 48 hours of death.
99.00	97.66	98.13		
.....	} Dementia.....	Recent.
.....		
.....	} Dementia	Chronic.
.....		
.....		
.....		
.....		
97.75	96.46	96.36		
.....	Mania.....	Chronic.
.....	Malingering.	
97.83	96.66	97.33		

TABLE No. 1.

Showing movements of Patients in the Asylum for the official year ending 30th Sept., 1876.

	Male.	Female.	Total.	Male.	Female.	Total.
Remaining October 1st, 1875.....	293	300	593			
Admitted during year :—						
By Lieutenant-Governor's Warrant.....	31	18	49			
“ Medical Certificate	29	34	63			
Total number under treatment during year				353	352	705
Discharges during year :—						
As Cured.....	18	8	26			
“ Improved.....	4	5	9			
“ Unimproved	2	2	4			
Total number of discharges during the year	24	15	39			
Died.....	22	10	32			
Eloped	0	1	1			
Transferred	18	32	50			
Remaining in Asylum, 30th Sept., 1876...				289	294	583
Total number admitted since opening of Asylum.....				562	548	1,110
“ Discharged.....	138	132	270			
“ Died	106	87	193			
“ Eloped	11	3	14			
“ Transferred.....	18	32	50			
“ Remaining, 30th Sept., 1876.....				289	294	583

TABLE No 2.

Showing the maximum and minimum of patients resident in the Asylum, the total number of days' stay of patients, and the daily average number of patients in the Asylum from the 1st October, 1875, to the 30th September, 1876.

	Male.	Female.	Total.
Maximum number of patients in residence (on the 2nd of Feb'y).	324	317	641
Minimum “ “ “ (on the 25th of Sept).	287	292	579
Collective days' stay of all patients in residence during year....	115,952	113,420	229,372
Daily average population	316,80	308,89	625,69

SOCIAL STATE.

	Admissions of year.			Former admissions since opening of Asylum.			
	Male.	Female.	Total.	Male.	Female.	Total.	Total.
Married.....	35	40	75	195	305	500	575
Widowed
Single.....	25	12	37	307	191	498	535
Not reported..
Total	60	52	112	502	496	998	1,110

TABLE No. 2—Continued.

RELIGION.	Admissions of year.			Former admissions since opening.			
	Male.	Female.	Total.	Male.	Female.	Total.	Total.
Presbyterians	14	10	24	105	99	204	228
Episcopalians	12	11	23	130	102	232	255
Methodists	9	11	20	83	103	186	206
Baptists.....	3	5	8	29	36	65	73
Congregationalists.....	...	2	2	6	2	8	10
Roman Catholics.,	8	7	15	90	111	201	216
Mennonites.,	1	...	1	1	...	1	2
Quakers.....	1	...	1	6	1	7	8
Infidels.....	2	...	2	10	5	15	17
Other denominations.....	3	4	7	14	19	33	40
Not reported.....	7	2	9	28	18	46	55
Total	60	52	112	502	496	998	1,110
NATIONALITIES.							
English	10	7	17	75	58	133	150
Irish.....	6	6	12	109	165	274	286
Scotch	8	9	17	63	58	121	138
Canadian.....	26	24	50	197	179	376	426
United States.....	6	2	8	27	9	36	44
Other countries.....	1	2	3	7	15	22	25
Unknown.....	3	2	5	24	12	36	41
Total	60	52	112	502	496	998	1,110

TABLE NO. 3.

Showing the Counties from which Patients have been admitted up to 30th September, 1876.

	Admitted during year.			Former Admissions.			
	Male.	Female.	Total.	Male.	Female.	Total.	Total.
Brant	2	4	16	23	14	36	42
Bruce.....	3	2	15	14	14	28	33
Carleton	4	6	10	10
Elgin	1	2	3	30	33	63	66
Essex	3	2	5	23	21	44	49
Frontenac.....	5	6	11	11
Grey.....	2	9	11	11
Haldimand.....	2	4	6	13	15	28	34
Halton	1	...	1	5	4	9	10
Hastings.....	4	6	10	10
Huron.....	5	3	8	26	25	51	59
Kent.....	3	4	7	21	36	57	64
Lambton.....	9	5	14	38	22	60	74
Lanark	2	1	3	3
Leeds and Grenville	3	3	3
Lennox and Addington.....	3	1	4	4

TABLE No. 3—Continued.

Showing the Counties from which Patients have been admitted up to 30th September, 187

	Admitted during year.			Former Admissions.			Total.
	Male.	Female.	Total.	Male.	Female.	Total.	
Lincoln	5	6	11	11
Middlesex	15	9	24	92	79	171	195
Norfolk	5	13	8	18	22	40	48
Northumberland and Durham....	11	7	18	18
Ontario	3	8	11	11
Oxford	5	7	12	31	26	57	69
Peel	2	4	6	6
Perth	3	2	5	19	27	46	51
Peterborough.....	1	4	5	5
Prescott and Russell.....	1	1	2	2
Prince Edward	1	...	1	1
Renfrew	0	0
Simcoe	8	14	22	22
Stormont, Dundas and Glengarry	3	5	8	8
Victoria	10	8	18	18
Waterloo.....	2	4	6	12	11	23	29
Welland	6	2	8	8
Wellington.....	8	7	15	15
Wentworth	1	1	2	7	11	18	20
York	29	29	58	58
Province of Quebec.....	1	...	1	1
United States	2	..	2	2
Unknown.....	20	9	29	29
Total Admissions	60	52	112	502	496	998	1110
Idiot Asylum	3
			115				

TABLE No. 4.

Showing the Counties from which Warranted cases have been admitted up to 30th Sept., 187

	Admitted During Year.			Former Admissions.			Total.
	Male.	Female.	Total.	Male.	Female.	Total.	
Brant	1	1	2	8	4	12	14
Bruce.....	2	..	2	10	7	17	19
Carleton.....	1	1	1
Elgin	3	..	3	3
Essex.....	2	1	3	11	4	15	18
Frontenac	0	0
Grey	1	5	6	6
Haldimand	1	1	2	6	2	8	10
Halton	1	...	1	4	2	6	7
Hastings	1	3	4	4
Huron	4	2	6	8	5	13	19
Kent	1	1	2	7	2	9	11
Lambton.....	6	2	8	21	3	24	32

TABLE No. 4--*Continued.*

Showing the Counties from which Warranted cases have been admitted up to 30th Sept., 1876.

	Admissions during Year.			Former Admissions.			Total.
	Male.	Female.	Total.	Male.	Female.	Total.	
Lanark	0
Leeds and Grenville	0
Lennox and Addington.....	1	..	1	1
Lincoln	3	1	4	4
Middlesex	5	4	9	23	8	31	40
Norfolk	4	1	5	11	4	15	20
Northumberland and Durham....	3	1	4	4
Ontario	3	3	3
Oxford	1	3	4	11	3	14	18
Peel	1	3	4	4
Perth.....	1	..	1	11	5	16	17
Peterborough.....	1	4	5	5
Prescott and Russell.....	0
Prince Edward	0
Renfrew	0
Simcoe	3	2	5	5
Stormont, Dundas and Glengarry	1	..	1	1
Victoria	7	5	12	12
Waterloo	1	1	2	1	2	3	5
Welland.....	2	1	3	3
Wellington	2	3	5	5
Wentworth	1	1	2	3	5	8	10
York	11	12	23	23
Total admissions.....	31	18	49	175	100	275	324

REPORT
OF THE
MEDICAL SUPERINTENDENT
OF
ROCKWOOD ASYLUM, KINGSTON,
IN REGARD TO ONTARIO PATIENTS.

KINGSTON, ONT., October 7th, 1876.

J. W. LANGMUIR, Esq.,
Inspector of Asylums, &c.,
for the Province of Ontario.

SIR,—I am reminded by you that the time has arrived for me to present another Annual Report on the movements of the Ontario patients in this Asylum for the year ending 30th September, 1876.

In comparing the tables in the Report for the year ending 30th September, 1875, with the present one, I find the figures under the different divisions approximate very closely, which is readily accounted for by the very large preponderance in the number of incurable cases in the Asylum occupying room, a portion of which could be vastly more profitably devoted to acute cases.

The following table exhibits the respective numbers in the two years:—

	1875.	1876.
Under treatment during the year	400	401
Died during the year	14	14
Discharged during the year	23	21
Remaining at end of year	362	337
Transferred to Hamilton Asylum, end of year		28

The acute cases to be sent in lieu of the chronic ones transferred to Hamilton have not yet arrived, hence the disparity in numbers of those remaining at the end of two years.

The removals of chronic and incurable cases into a separate Asylum will increase the efficiency in a marked degree of the three principal Asylums now in the Province, as thereby those Asylums will be enabled to receive a larger number of cases in the acute stage, when the results of treatment will be vastly more successful.

Last year I indulged the hope that before another Annual Report would be presented, this Asylum would have passed into the hands of the Province, where all the usual topics discussed in reports of this sort could be introduced. However, I am still a Dominion officer, and cannot, therefore, report to the Provincial Government on the general requirements of the Asylum or the particulars of expenditure for different purposes. I sincerely hope, however, that a decision will soon be arrived at, as there are several things to be done that are absolutely essential, and that will not safely admit of postponement much longer, but which I fear will not be undertaken until after it will be decided whether this Asylum will continue the property of the Dominion or be transferred to the Province.

The usual tables will be found appended.

I have the honour to be, Sir,

Your obedient servant,

JOHN R. DICKSON, M.D., F.R.C.S.E.,

Medical Superintendent.

TABLE No. 2—Continued.

SOCIAL STATE.	Admissions of year.			Total admissions since opening		
	Male.	Female.	Total.	Male.	Female.	Total.
Married	6	16	22	179	159	338
Widowed.....	0	1	1	27	42	69
Single	9	7	16	349	156	505
Not Reported	0	0	00	47	12	59
Total	15	24	39	692	369	971
RELIGION.						
Presbyterians.....	8	7	15	86	47	133
Episcopalians.....	2	4	6	162	70	232
Methodists.....	1	4	5	80	62	142
Baptists.....	0	0	0	15	11	26
Congregationalists.....	0	0	0	0	0	0
Roman Catholics.....	3	7	10	181	133	314
Mennonites.....	0	0	0	0	0	0
Quakers.....	0	0	0	0	0	0
Infidels.....	0	0	0	0	0	0
Other Denominations	0	0	0	28	8	36
Not Reported.....	1	2	3	50	38	88
Total	15	24	39	602	379	971
NATIONALITIES.						
English.....	1	3	4	60	33	93
Irish.....	2	4	6	153	92	245
Scotch.....	0	0	0	34	28	62
Canadian.....	12	13	25	265	159	424
United States.....	0	2	2	7	2	9
Other Countries	0	0	0	29	7	36
Unknown.....	0	2	2	54	48	102
Total	15	24	39	602	369	971

TABLE No. 3.

Showing the Counties from which Patients have been admitted up to 30th September, 1870

	Admitted During Year.			Total Admissions.		
	M.	F.	T.	M.	F.	T.
Algoma	0	0	0	1	1	2
Brant.....	0	0	0	6	4	10
Bruce.....	0	0	0	3	4	7
Carleton.....	1	2	3	37	31	68
Elgin.....	0	0	0	2	3	5
Essex.....	0	0	0	2	2	4
Frontenac.....	6	7	13	64	50	114
Grey.....	0	0	0	6	7	13

TABLE No. 3—Continued.

Showing the Counties from which Patients have been admitted up to 30th September, 1876.

	Admissions of year.			Total admissions.		
	Male.	Female.	Total.	Male.	Female.	Total.
Haldimand.....	0	0	0	6	6	12
Halton.....	0	0	0	1	0	1
Hastings.....	0	0	0	26	16	42
Huron.....	0	0	0	6	4	10
Kent.....	0	0	0	2	0	2
Lambton.....	0	0	0	12	2	14
Lanark.....	2	4	6	25	22	47
Leeds and Grenville.....	0	3	3	22	14	36
Lennox and Addington.....	0	2	2	13	9	22
Lincoln.....	0	0	0	9	3	12
Middlesex.....	0	0	0	6	3	9
Norfolk.....	0	0	0	6	4	10
Northumberland and Durham.	1	2	3	10	19	29
Ontario.....	0	0	0	13	17	30
Oxford.....	0	0	0	14	3	17
Peel.....	0	0	0	7	8	1
Perth.....	0	0	0	8	8	16
Peterborough.....	0	0	0	6	5	11
Prescott and Russell.....	0	0	0	5	6	11
Prince Edward.....	0	0	0	10	4	14
Renfrew.....	2	1	3	11	6	17
Simcoe.....	0	0	0	7	5	12
Stormont, Dundas & Glengarry	2	2	4	30	20	50
Victoria.....	0	0	0	3	9	12
Waterloo.....	0	0	0	10	4	14
Welland.....	0	0	0	6	4	10
Wellington.....	0	0	0	2	4	6
Wentworth.....	0	0	0	11	7	18
York.....	0	0	0	24	31	55
Malden Asylum.....	0	0	0	0	5	5
Toronto.....	0	1	1	17	13	30
Penitentiary.....	8	1	9	146	12	158
Central Prison.....	0	0	0	1	0	1
Military.....	0	0	0	5	0	5
Manitoba.....	0	0	0	0	1	1
Penetanguishene.....	0	0	0	1	0	1
Totals.....	22	25	47	602	369	971

TABLE No. 4.

Showing the Counties from which Warranted cases have been admitted up to 30th September, 1876.

	Admitted During Year.			Total Admissions.		
	Male.	Female.	Total.	Male.	Female.	Total.
Algoma	0	0	0	1	1	2
Brant	0	0	0	6	4	10
Bruce	0	0	0	3	4	7
Carleton	1	2	3	37	28	65
Elgin	0	0	0	2	3	5
Essex	0	0	0	2	2	4
Frontenac	5	2	7	63	50	113
Grey	0	0	0	6	7	13
Haldimand	0	0	0	6	6	12
Halton	0	0	0	1	..	1
Hastings	0	0	0	26	15	41
Huron	0	0	0	6	4	10
Kent	0	0	0	2	0	2
Lambton	0	0	0	12	2	14
Lanark	2	4	6	22	24	46
Leeds and Grenville	0	3	3	21	13	34
Lennox and Addington	0	0	0	13	9	22
Lincoln	0	0	0	9	3	12
Middlesex	0	0	0	6	3	9
Norfolk	0	0	0	6	4	10
Northumberland and Durham	1	2	3	10	19	29
Ontario	0	0	0	13	17	30
Oxford	0	0	0	14	3	17
Peel	0	0	0	1	1	2
Perth	0	0	0	8	8	16
Peterborough	0	0	0	6	5	11
Prescott and Russell	0	0	0	5	6	11
Prince Edward	0	0	0	10	4	14
Renfrew	2	1	3	11	6	17
Simcoe	0	0	0	7	5	12
Stormont, Dundas and Glengarry	2	2	4	30	20	50
Victoria	0	0	0	3	9	12
Waterloo	0	0	0	10	4	14
Welland	0	0	0	6	4	10
Wellington	0	0	0	2	4	6
Wentworth	0	0	0	11	7	18
York	0	0	0	24	31	55
Total Admissions	13	16	29	427	335	762

TABLE No. 5.

Showing the Length of Residence in the Asylum of those discharged during the year.

No.	Initials.	Sex.	When admitted.	When discharged.
917	E. B.	F.	9th July, 1874	23rd November, 1875
892	C. T.	F.	22nd December, 1874	1st December, 1875
856	D. S.	F.	12th March, 1874	1st December, 1875
916	E. M. H.	F.	9th July, 1875	4th December, 1875
900	A. O.	M.	6th February, 1875	7th December, 1875
878	J. M. G.	M.	14th October, 1874	7th December, 1875
906	C. H.	F.	3rd March, 1875	11th December, 1875
881	P. M. D.	M.	28th October, 1874	20th December, 1875
927	P. R.	F.	10th December, 1875	3rd January, 1876
935	R. B.	F.	4th July, 1875	13th May, 1876
928	J. T. C.	M.	18th December, 1875	13th May, 1876
890	E. G.	F.	15th December, 1874	17th May, 1876
839	M. O'N.	F.	21st November, 1873	17th May, 1876
219	M. H.	F.	6th June, 1864	17th May, 1876
887	J. R.	M.	27th November, 1874	17th May, 1876
599	E. R.	F.	28th May, 1870	20th May, 1876
880	C. G.	F.	22nd October, 1874	23rd May, 1876
915	M. F.	F.	9th July, 1875	29th May, 1876
709	M. K.	F.	10th October, 1875	18th July, 1876
868	E. M.	F.	8th August, 1874	22nd July, 1876
957	T. A. M.	F.	8th August, 1876	11th August, 1876

TABLE No. 6.

Showing Age, Length of Residence, and proximate Cause of Death of those who died during the year ending 30th September, 1876.

No.	Initials.	Sex.	Age.	Date of Death.	Residence in Asylum.	Proximate Cause of Death.
					1875.	
901	J. D.	M.	54	24th October	0 8 14	Brain softening
437	M. C.	F.	40	26th October	6 9 5	Pulmonary consumption
809	J. M.	M.	60	18th December	2 5 15	Paresis
896	E. M.	F.	47	25th December	0 11 12	Cancer
871	M. B.	F.	75	26th December	1 4 11	Dysentery
					1876.	
271	F. McK.	M.	72	18th February	10 0 11	Senile exhaustion
313	S. L.	M.	31	24th April	8 10 0	Epilepsy
769	H. S.	F.	32	15th May	3 8 18	Phthisis
20	M. B.	M.	54	20th May	20 5 12	Latent phthisis
395	E. K.	F.	—	9th June	7 6 27	Cancer
697	J. K.	M.	55	8th August	5 0 5	Malignant tumour
847	J. M.	F.	21	9th August	2 6 16	Phthisis
333	S. R.	M.	73	20th August	8 9 0	Apoplexy
939	J. W.	M.	42	26th August	0 3 8	Paresis

TABLE. No. 7.

Showing trades or occupations of patients admitted into the Asylum.

	During the year.			During former years.		
	M.	F.	T.	M.	F.	T.
Barristers	0	0	0	3	0	3
Baker	0	0	0	1	0	1
Butcher	0	0	0	1	0	1
Blacksmiths	0	0	0	12	0	12
" wife	0	0	0	0	1	1
Bricklayers	0	0	0	5	0	5
Carpenters and wives	0	0	0	24	3	27
Clergymen	1	0	1	2	0	2
Coopers	0	0	0	2	0	2
Clerks	0	0	0	10	0	10
Carriage Makers	0	0	0	3	0	3
Cooks	0	0	0	1	0	1
Carders	0	0	0	1	0	1
Captain of Steamboat	0	0	0	1	0	1
Dress Makers	0	2	2	0	8	8
Detectives	1	0	1	0	0	0
Engineer and Wife...	0	1	1	2	0	2
Farmers and Wives...	5	9	14	122	30	152
Hunters	1	0	1	0	0	0
Harness Makers	0	0	0	5	0	5
Jewellers	0	0	0	2	0	2
Labourers' and Wives	4	6	10	179	51	230
Merchants	0	0	0	9	0	9
Millers	0	0	0	3	0	3
Machinists	0	0	0	5	0	5
Painters	0	0	0	9	9	9
Physicians	0	0	0	3	0	3
School Teachers	0	0	0	10	8	18
Station Master	0	0	0	1	0	1
Soldiers	0	0	0	9	9	0
Servants	2	6	8	10	90	100
Shoemakers	0	0	0	33	0	33
Seamstresses	0	0	0	0	40	40
Tailors	0	0	0	9	0	9
Student-at-Law	0	0	0	1	0	1
Tailors	0	0	0	10	0	10
Tanners	0	0	0	2	0	2
Tinsmith	0	0	0	1	0	1
Watchmaker	0	0	0	1	0	1
Weavers	0	0	0	3	0	3
Not reported	0	0	0	91	114	205
Total	14	24	38	588	345	933

REPORT

OF THE

MEDICAL SUPERINTENDENT

OF THE

Asylum for the Insane, Hamilton.

To J. W. LANGMUIR, ESQ.,
Inspector of Asylums and Prisons.

Receiving Patients.

SIR,—This Asylum was opened for the reception of patients on the 17th day of March of this year. From that date until the present time, we have received the following patients on the dates shown in the table. Of these patients, 6 have died, 3 have been returned to London, 202 are at present resident in the Asylum.

Received from.	Date.	Male.	Female.	Total.
Toronto,	March 17th.....	10	20	30
“	“ 23rd.....	16	15	31
“	April 8th.....	20	20	40
“	May 3rd.....	10	25	35
London,	June 1st.....	13	32	45
“	“ 30th.....	..	1	1
Kingston,	July 13th.....	12	4	16
City of Hamilton,	“ 27th.....	1	..	1
Kingston,	September 29th.....	4	8	12
Total received to September 30th.....		86	125	211

Deaths.

Of those which died, 4 were men and 2 women. Of those returned to London, all three were women. Of those remaining in the Asylum therefore, 82 are men, and 120 women. The six deaths were as follows:—

Name.	Whence admitted.	Date admitted.	Date of death.	Cause of death.
J. H.	Toronto,	March 23rd,	May 6th.	Exh'n. of Epileptic Mania.
C. J.	“	April 8th,	June 16th.	Senile decay.
J. M.	London,	June 1st,	“ 18th.	Phthisis.
A. McM.	“	“	“ 25th.	“
S. D.	Toronto,	May 3rd,	July 7th.	“
L. S.	“	April 8th,	Sept. 19th.	Serious effusion on brain.

Three of the female patients received from London were returned to that Asylum, because they were not fit patients to be kept in this one, being either so filthy in their habits, or so destructive, that they required to be kept at night in small and strong dormitories, and during the day in halls of which the walls were all stone or brick.

This Asylum is now fully occupied; we have a patient in every bed, and there is not room to make up any more beds.

Nature of Building.

This building, as it is at present, cannot be used except as an Asylum for mild, chronic, and for the most part, incurable cases; as it is neither properly planned, nor strongly enough built for acute or violent cases. To make this building really useful, its capacity should be at least doubled by additions properly constructed and planned for acute cases. The present building could then always be kept full by draughting into it from the new halls such patients as it is fitted to be occupied by. The Asylum also, by being enlarged to the extent proposed, could be much more economically managed than at present, as the same staff which is occupied now with the care of two hundred patients could attend just as well (the number of servants being increased) double or more than double that number.

Fences, need of.

No fence has as yet been constructed about the ground belonging to this Asylum. The want of this fence has been severely felt; several patients have escaped from the Asylum who would not have got away had we had a proper fence, and though we succeeded in finding them all again, it was at the expense of a great deal of trouble and anxiety, as well as a little money. As we need a fence to keep our patients in, so we have very much felt the want of one to keep the public out, especially on Sundays; we have frequently had as many as a hundred boys and men about the Asylum at one time, and have often had a good deal of trouble to keep the crowd away from the patients; they climb on the airing-court fences; crowd about the windows; talk to the patients through the windows; and they have even come into the house, and walked about it until they were sent out. Besides these inconveniences from the want of a fence, we have not of course been able to put in any crop, or plant any trees, and as the fence is not yet begun, and I suppose cannot now be begun until next spring, I am afraid we shall not be able to put in any crop, or plant any trees during the season of 1877. Not only can we put in no crop and plant no trees for want of a fence, but we can make no use of some eighty acres of excellent pasture. From fifty to one hundred cows and horses belonging to people who live in the neighbourhood, run over our ground and eat our pasture, while we buy our milk at an average cost of a first-rate cow every month.

Work done and Doing.

I do not think it necessary to say much about work done and changes made at the Asylum before the 17th of March, the day upon which we received our first patients. Before taking patients, several changes were found necessary; a room was added to the Superintendent's apartments, and a bath and water-closet constructed for his family. A bedroom from the adjoining hall was annexed to the Assistant Superintendent's sitting-room, by means of breaking a door through the wall. A dispensary was joined to the general office in the same way. Store-rooms were fitted up for the Bursar, Matron, and chief males, and chief female attendants. China closets were built in the dining-rooms, sinks set up, and hot and cold water laid on, and many other smaller changes were made.

The chief, almost the only use that we have made of our labour so far since opening the Asylum has been, in the first place, as soon as the frost was out of the ground to dig up stumps and clean up the airing-courts and the ground about the building, and then, as soon as the necessary surveys were made and an understanding had with the Public Works Department, to employ it upon the construction of a road from the top of James Street hill to the front door of the Asylum, a distance of about a third of a mile. We have employed all the labour that we could spare outside the building upon this road since the first of July, and have made considerable progress; two large culverts have been built under the road, the grading is almost all done, and six inches of coarse stone has been laid on about two-thirds of its length. Besides this, more than half enough stone to over-lay the six inches of coarse stone three inches deep, is quarried and broken ready to put on. Should we have favourable weather for the work, I hope to complete the work by the end of the year. In the plan of the road furnished to me by the Public Works Department a side-walk is laid down; this is, of course, a necessity to us, and as the Public Works Department has included it in their

plan I can hardly be wrong in supposing that they will build it. I mention it here to say that it might be gone on with almost at once; at all events by the time the job can be given out, and the man taking it is ready to go to work, we shall be ready for him. We shall be put to a good deal of inconvenience if the sidewalk is not built before the winter.

Asylum Locks.

We did have for some time after we began receiving patients a good deal of difficulty with our locks. We had about fifty different kinds of locks throughout the building when we ought to have had only one kind; the difficulty was attempted to be met in the first place by the use of master keys, three of which opened all the doors, but this plan not being found to answer at all, as it was not easy to tell which key to use for a given door, and not always easy to open the door with the key when you had found the right one, the locks themselves were altered so as all to open with one master key; in this way the difficulty has been surmounted to a certain extent, but not wholly, for the key which we have to use being a master or skeleton key, it has to be made very light and consequently is very liable to break, as the accounts of our locksmith, Mr. Hennesy, will show. Then it has seemed impossible to make all the locks exactly alike, and so in going through the building with any one key one occasionally comes to a door that he cannot open, or perhaps having opened cannot relock. But what I have chiefly to urge against our locks is, that they are not the right kind of lock. An Asylum lock should have no latch—nothing but a spring bolt, so that when a door is shut it is and must be locked, and no key is required to lock it. With such locks, it being no trouble to lock a door, all the doors that should be kept locked are so. But the most important point is, that every closed door being a locked door, there is no chance that doors which ought to be locked shall be left unlocked through inadvertency.

Cooking Range.

When I first took charge of this Asylum, the cooking-range did not do well at all, in fact it took the greater part of a day to cook meat in any of its ovens. I had an Emerson top put on the chimney, and tore down the brick work at the back of the range, and built it up differently so as to make the flues more direct. These changes so improved the draught of the range, that it has done fairly ever since. It still, however, does not draw as well as it should. On the 23rd of September, Mr. Humphrey, of the firm of Bramhall and Deane from which firm we got the range, came to Hamilton, and after enquiring about the range and as to how it was put up, he decided to tear down the back again, and build it up on another plan; this was done under his personal directions. No difference appears to have been made in the draught of the range, however, by this change; it does as it did before, not well but fairly. The fault must be, as I had the honour to report to you before, in the chimney, and it was Mr. Humphrey's opinion that the flue of the chimney, which is about 7 x 9 inches, is not as large as it should be for a range, though it might do well enough for a stove. We shall have to be content with the range as it is now, as long as we continue to use our present kitchen.

Water-tanks, Breakage of.

Although our water-tanks, which are built in the rock close to the Asylum, and into which we pump water from the city for the supply of the Asylum, were repaired in June last; they still leaked in July as much as ever, so that, as I had the honour to report to you at the time, I estimated, after careful measurements extending over a period of seventeen days, that we lost water from there at the rate of about four thousand gallons every twenty-four hours; this loss is, without doubt, still going on, and it adds of course a good deal to the work of our engineer, and increases considerably our consumption of coal at the lower engine-house. If it is impossible, as it seems to be, to make these tanks water-tight, it would surely be good economy in the long run, to put in metallic tanks.

Out-buildings.

Up to the present time we have no out-buildings at this Asylum, except a small stable

barely large enough for four horses, and for a month's feed for them. If we are to make any use of our land and keep what stock it would be profitable for us to keep upon it, we shall need a good-sized barn, a cowstable and cowsheds. It would have been good economy to have had a piggery and henry as soon as the Asylum was opened, and it will still be good economy to have them put up now as soon as convenient, so that we may use the refuse of the food which is now lost. In connection with those out-buildings, as there is no water on the farm except what we pump up from the city, we shall require the water to be carried to the stables by means of a pipe from our present tanks under the roof of the Asylum, running under ground below the front line of the barn, as we could not well water a lot of stock as we water our horses now, by leading them to the back door and giving them water in a tub.

Coal-shed.

Another building very much required here is a coal-shed. At present we have to use a part of the basement for this purpose, it is not large enough for a coal-shed, and is required for other purposes; the space in question can only be approached by the front, and as long as we continue to use it as a coal-shed we can do little or nothing towards laying out and planting the piece of ground in front of the building.

Sewerage.

Even if the number of inmates at this Asylum remains the same as it is now, I believe that before long some other plan than the present one will have to be adopted to carry off our sewage. Should the number of inmates be doubled, I am sure that a different arrangement would have to be made at once. Only a few weeks ago the smell from them was becoming so unbearable that I had a hundred pounds of chloride of lime divided between the three cesspools, and already, since then, the smell from them is, on some days, very noticeable. I believe the proper remedy for this state of things would be to induce the city to build a sewer along Queen Street, where one is greatly needed for city purposes, and prolong that up the mountain to the Asylum. In this way absolutely perfect sewerage could be obtained, and I should not think that the cost would be very great, that is, if the city could be persuaded to construct the sewer nearly or quite to its own limit.

Officers' Houses and Lodges.

Whether or not an addition be built to this Asylum, it is highly desirable, almost necessary, that some buildings be erected for at least some, if not all, of the officers who cannot live in the building. The Bursar should have a house within easy walking distance, otherwise he must have a house for himself, as at present, and even that is not nearly so convenient as it would be to have a house closer to the Asylum. It is scarcely safe to have the Engineer away at night and on Sunday as at present, for should a fire break out, or a large pipe burst, carrying either gas or water, he would be wanted immediately, and from where he lives now it would take nearly or quite an hour to get him to the Asylum. The farmer certainly should have a house upon the premises by the time we begin to cultivate the land. And it would be much more convenient and more economical to have a house close by for the carpenter. Besides these houses, we must have one, and I should much prefer to have two, small houses at the gates, where married attendants would live, whose families would attend the gates, and at which houses, they being away from the Asylum and quiet, the night-watchers could sleep. If the Asylum be enlarged, I think it will be found that the best plan that can be adopted to this end will involve the conversion of the space at present occupied by the Medical Superintendent into a larger dining-room for patients. In this case a house would have to be built for the Medical Superintendent, so that we should require in all—

A house for the Medical Superintendent,

“ “ Bursar,
 “ “ Engineer,
 “ “ Farmer,
 “ “ Carpenter,

And two lodges at the gates.

Steam-pipes.

The steam-pipes in the patients' dormitories should be covered with wire-netting, the same as those in the halls. I am satisfied that if this is not done we shall have some bad cases of burning before the winter is over. The beds are, in nearly every dormitory, placed necessarily close to the pipes, so close that the hand or foot of the patient might come in contact with the hot pipe while he or she was asleep. Not only this, but there is no means of preventing the bedding from occasionally coming in contact with the pipes, and I do not feel at all sure but that the heat of the pipes is sometimes sufficient under certain circumstances to set fire to cotton fabrics.

Bell.

We require a good signal bell to be hung outside the building, to ring the hours for meals, &c., &c. At present we have to get on as well as we can with a hand-bell, which is quite inadequate for the purpose; it gives a great deal of trouble to ring, and is not heard over a sufficient area.

Bedsteads.

Our bedsteads have given us a very great deal of trouble. We have, up to this date, repaired seventy-five (75) of them, and at the present moment out of two hundred and fifteen (215) in use by patients and attendants, two hundred and seven (207) are open in one or more joints, and require refitting. The timber has shrunk in such a way that the pieces of the bedsteads cannot be replaced without being planed down. Mr. Graham (of Brierly & Graham) says that the only way the bedsteads can be put in order is to take them to the shop, take them to pieces, and re-fit them; he says that if this be done next spring, that by that time the timber will be so thoroughly seasoned that they will not again come apart. If we continue to use the bedsteads in their present condition, they will not only continue always to give us a great deal of trouble by coming to pieces, but the open seams will so encourage the production of vermin that it will be impossible to keep them clean. I suppose the firm which furnished the bedsteads could be made to bear the expense of re-fitting them; I am sure it would be nothing more than right that they should do so.

Health of Asylum.

We have great reason to congratulate ourselves upon the health of this establishment so far. I know that the actual site was chosen among other reasons, because it was foreseen that it would be more than ordinarily salubrious. The result has shown the wisdom of the choice made. Of the six deaths we have had, the two patients from London were dying when they were sent here, a third died of old age, and the other three would have died about the time they did wherever they had been; but the healthfulness of the situation is not shown so much by a low death rate as by the increased vigour of the living. A very large proportion of our patients have improved in body or mind or both since coming here, and some very markedly. This improvement is not due to the use of stimulants, of which they get very little, nor to medicines of which they are given still less, but entirely to the healthfulness of the situation, aided by a somewhat more liberal diet than I think they had been used to in the other asylums from which they came.

Improvements.

Should it be found possible to have the fence completed around our land in time to plant trees and cultivate the soil during the summer of 1877, I should very much desire an appropriation for the following purposes:—

1. To buy six or seven hundred trees to plant an avenue from the top of the James St. Hill along the road to the front door.
2. To divide the farm into fields with partition fences.
3. level, lay out, and plant the ornamental part of the grounds.
4. To buy fruit trees, grape vines, currant, gooseberry, raspberry, and strawberry bushes and plants, &c., for an orchard and garden.
5. To buy a waggon, plough and harrows, &c., for the use of the farm.
6. To buy cows, pigs, fowls, &c., to stock the farm.

For all these purposes, including the purchase of the bell above mentioned, I think about three thousand dollars (\$3,000) might be advantageously spent; not, perhaps, all at once, but gradually, as we could do the work of fencing, planting, &c.

I cannot close this, my first annual Report, without expressing my past satisfaction with the appointments that have been made to this Asylum. Every officer in the establishment has seemed not only anxious but determined to do his or her duty to the fullest extent, and in the pleasantest manner. The Bursar has not only done his own duty, as I believe, very thoroughly, but has always been willing to assist me in mine on every occasion in which I have required his advice or assistance. I believe it would be impossible to find a more efficient or a more pleasant assistant than the Assistant Superintendent, and the rest of the staff deserve equal praise.

Under these circumstances, the task of organizing and managing this Asylum has been comparatively easy; and an undertaking entered upon by me with some misgivings, has been so far accomplished with far less difficulty than I had reason to expect to encounter.

All of which is respectfully submitted.

R. M. BUCKE,
Medical Superintendent.

TABLE No. 1.

Showing movements of Patients in the Asylum for the official year ending 30th Sept., 1876.

	Male.	Female.	Total.
Received by transfer from Asylums to which they had previously been admitted.....	86	125	211
Of whom there were originally sent to Asylums—			
By Lieutenant-Governor's Warrant.....	38	22	60
" Medical Certificate	48	103	151
Total number under treatment during year	86	125	211
Total number admitted since opening of Asylum	86	125	211
" Discharged	0	0	0
" Died.....	4	2	6
" Eloped	0	0	0
" Transferred	0	3	3
" Remaining, 30th September, 1876	82	120	202

TABLE No. 2.

Showing the maximum and minimum number of patients resident in the Asylum, the total number of days' stay of patients, and the daily average number of patients in the Asylum, from the 17th March, 1876, to 30th September, 1876 :

	Admissions of year.		
	Male.	Female.	Total.
Maximum number of patients in residence on the 30th of September	82	120	202
Minimum number of patients in residence	10	20	30
Collective days' stay of all patients in residence during year	12,360	18,066	30,426
Daily average population for 198 days	62	91	153
SOCIAL STATE.			
Married	35	65	100
Widowed.....		No data.	
Single	51	60	111
Not reported.....	0	0	0
Total	86	125	211

TABLE No. 2—Continued.

RELIGION.	Admissions of Year.		
	Male.	Female.	Total.
Presbyterians.....	14	28	42
Episcopalians	25	22	47
Methodists.....	13	17	30
Baptists.....	3	4	7
Roman Catholics.....	22	44	66
Mennonites.....	1	1	2
Other Denominations.....	3	3	6
Not reported.....	5	6	11
Total.....	86	125	211
NATIONALITIES.			
English.....	13	10	23
Irish.....	23	49	72
Scotch.....	7	21	28
Canadian.....	34	26	70
Other Countries.....	5	6	11
Unknown.....	4	3	7
Total.....	86	125	211

TABLE No. 3

Showing the Counties from which patients have been admitted up to 30th September, 1876.

County.	M.	F.	T.	County.	M.	F.	T.
Brant.....	1	4	5	Ontario.....	1	5	6
Bruce.....	1	3	4	Oxford.....	2	0	2
Carleton.....	2	4	6	Peel.....	1		1
Elgin.....	4	4	4	Perth.....	1	3	4
Essex.....	1	1	1	Peterborough.....	1	0	1
Frontenac.....	2	6	8	Prescott and Russell....	1	2	3
Grey.....	2	6	8	Prince Edward.....	0	0	0
Haldimand.....	1	2	3	Renfrew.....	1	2	3
Halton.....	1	3	4	Simcoe.....	5	3	8
Hastings.....	0	0	0	Stormont, Dundas and Glengarry.....	2	5	7
Huron.....	3	5	8	Victoria.....	2	1	3
Kent.....	4	4	4	Waterloo.....	1	3	4
Lambton.....	3	1	4	Welland.....	2	3	5
Lanark.....	1	1	1	Wellington.....	2	3	5
Leeds and Grenville....	1	1	2	Wentworth.....	11	11	22
Lennox and Addington.	1		1	York.....	19	23	42
Lincoln.....	4	5	9				
Middlesex.....	7	4	11				
Norfolk.....		3	3				
Northumberland & Dur- ham.....	5	4	9				
				Total admissions.....	86	125	211

TABLE No. 5.

Showing the Length of Residence in the Asylum of those discharged during the year.

No.	Initials.	Sex.	When Admitted.	When Discharged.	REMARKS.
			1876.	1876.	
142	M. W.	F.	June 1	July 22	} These patients were discharged because they were not proper cases for this Asylum.
145	J. M.	F.	June 1	July 22	
138	A. McK.	F.	June 1	July 22	

TABLE No. 6.

Showing Age, Length of Residence, and proximate Cause of Death of those who died during the year.

No.	Initials.	Sex.	Age.	Date of Death.	Residence in Asylum.			Proximate Cause of Death.
					Years.	Months.	Days.	
				1876.				
41	J. H.	M.	26	May 6.	0	1	13	Exhaustion of epilepsy
98	C. J.	F.	60	June 6.	0	2	28	Senile decay
178	J. M.	M.	49	June 18.	0	0	18	Phthisis
177	A. McM.	M.	32	June 25.	0	0	25	Phthisis
103	S. A. D.	F.	36	July 7.	0	2	4	Phthisis
69	L. S.	M.	29	September 19.	0	5	11	Effusion of Serum of brain

TABLE No. 7.

Showing trades or occupations of patients admitted into the Asylum :—

	Males.	Females.	Total.
Labourers	25	0	25
Teachers.....	2	2	4
Clerks.....	3	1	4
Farmers.....	26	0	26
Servants	0	33	33
Seamstresses	0	2	2
Housekeepers.....	0	58	58
Mechanics.....	14	0	14
Tavern-keeper.....	1	0	1
Surveyor.....	1	0	1
Confectioner.....	1	0	1
Miller.....	1	0	1
Sailor.....	1	0	1
Editor.....	1	0	1
Gardener.....	1	0	1
Brewer.....	1	0	1
Fisherman.....	1	0	1
Printer.....	1	0	1
None.....	2	18	20
Unknown.....	4	11	15
Total.....	86	125	211

REPORT OF THE SUPERINTENDENT

OF THE

Ontario Asylum for Idiots, Orillia.

J. W. LANGMUIR, ESQ.,
Inspector of Asylums, Prisons, &c.,
 Toronto.

SIR,—The Asylum for Idiots at Orillia was opened for the admission of patients on the 5th September last, by the transfer from the idiotic department of the London Asylum of 24 male and 20 female idiots; and up to the date of this report, September 30th, 9 males and 6 females have been admitted from Gaols, making the total number in the Asylum at present date, 59. The returns are necessarily very incomplete, from the fact that in many of the cases transferred from London I have not received any description papers, and in the Gaol cases, no warrant have as yet been received. About two-thirds of the number—male and female—already admitted, are old neglected cases, many of them helpless epileptics, susceptible of little—if any—improvement, but merely requiring the attention and care of a Custodial Institution. The remaining third, and a number of those on my list to whom admission is warranted, but not yet admitted, are capable of some degree of improvement and instruction, and of being much improved in their condition and habits.

The Asylum buildings are very well adapted for, and are furnished with all the necessary convenience for, the purposes of a Custodial Asylum, but the training department must be small and imperfect until more extensive and suitable buildings are erected, and a sufficient extent of good farming land obtained on which to employ and exercise the pupils.

In July last, in obedience to instructions received from you, I visited several Asylums and Institutions for the training of imbeciles and idiots, in the United States. There are now in active operation in the United States ten Idiot Asylums. The first was founded by the Legislature of Massachusetts at Boston, and under the management of Dr. S. G. Howe, in 1848. The Legislature of the State of New York founded an Asylum in 1851, and called to its management Dr. H. B. Wilbur, who had for some years previously conducted a private school at Barre, Mass. Under Dr. Wilbur's very able management, the Institution has for many years been an established success, and from his success and example all the other Asylums for idiots in the States have sprung. The New York Asylum for Idiots at Syracuse is a very handsome building, in the Italian style of architecture, surrounded by tastefully laid-out grounds, and a farm extending to about fifty acres. The rooms in the main building are admirably arranged, and afford accommodation at present for about 200 pupils. A large additional wing is being erected, which will give increased accommodation for about 75 more. Pupils are admitted from all parts of the State, and their ages range from four years upwards, to twenty. Six teachers, besides a teacher of gymnastics, and an overseer to direct the pupils in their out-door work and exercises are employed. Various mechanical industries are taught and carried on to a considerable extent, such as the manufacture of brushes of different kinds, mats, boots and shoes, and several of the older boys have acquired considerable proficiency as carpenters, and the work on the farm is almost wholly done by them. The various processes of training are carried out by the teachers, attendants, and gymnast, under the direction of the Superintendent. Early in the morning, as soon as dressed, and breakfast over, the pupils commence their work under the attendants. At 9 o'clock School opens, and

from half hour to half hour they pass from one exercise to another—locomotion, training the hand to prehension, imitation, feeling; errors of the senses corrected, singing, and musical exercises; reading, writing, and arithmetic,—from early morning until bedtime they are kept in a state of activity, with the exception of short intervals for meals and rest. Many of the pupils write well, have mastered the simple rules of arithmetic, and read correctly. The females are taught to sew and do many varieties of fancy work, and a large share of the domestic work of the Institution is done by them. I also visited the Pennsylvania State Asylum for the training of idiots. It is situated near the town of Media, on Westchester Railway, twelve miles from Philadelphia. The Asylum building is a very large and substantial stone structure, with a large number of out-buildings, also of stone, and surrounded by well-arranged pleasure grounds, and an extensive farm. There is a small custodial department attached to this Asylum. Dr. Kerlin, the Superintendent, was absent during my visit, but I had every opportunity afforded me by the matron to thoroughly inspect the buildings, and witness the various exercises, and the methods of instruction pursued in the School-rooms and gymnasium. The system of training followed here is similar to that at Syracuse, with some slight differences. The average number of inmates is about 230.

The Ohio State Asylum at Columbus is a magnificent establishment. It is situated about two miles from the city; surrounded with very extensive lawns and pleasure grounds, and farming land to the extent of 200 acres. Under the superintendence of Dr. G. Doren, the arrangements of this Asylum for the purposes of a training school are well nigh perfection. Its pupils average about 400, and the result of treatment in the highest degree satisfactory. Sixteen teachers, besides gymnasts and overseers are employed, mechanical industries are carried on quite extensively, and the patients not only work the 200 acres belonging to the Institution, but Dr. Doren rents 200 acres adjoining, and farms it also, thereby very materially lessening the expenditure for maintenance of the Institution.

The foregoing brief Report is respectfully submitted.

I have the honour to be, Sir,

Your obedient servant,

JAMES M. WALLACE,
Medical Superintendent.

REPORT OF THE PRINCIPAL
OF THE
ONTARIO INSTITUTION
FOR THE

Education of the Deaf and Dumb,

BELLEVILLE.

J. W. LANGMUIR, Esq.,
Inspector of Asylums, Prisons, &c.,
Toronto.

SIR:—In conformity with the requirement of the Statute, I beg leave to submit my Sixth Annual Report, showing the operations of the Ontario Institution for the Deaf and Dumb during the year, ending September 30th, 1876.

The number of pupils in attendance during that period was as follows:—

Males	160
Females	96
Total	256

They were supported as follows:—

By parents or friends	42
By the Government of Ontario as Orphans ...	17
Admitted free under the amended By-laws ...	197
Total	256

From the above it will be seen that the number of pupils in attendance during the year was 256. During the preceding year 238 pupils entered the Institution, making an increase of 18 for the present year.

From the following Tables you will see the nationality, religion, and occupations of the parents; also, the ages of the pupils in attendance during the year:—

Nationality.

Canada	77	United States.....	8
Indian (Canada).....	2	France	1
England	51	Unknown	7
Ireland	61		
Scotland.....	35	Total	256
Germany.....	14		

Religion.

Methodists.....	62	Plymouth Brethren.....	2
Presbyterians	58	Mennonites	2
Church of England.....	53	Church of the New Jerusalem.....	2
Roman Catholic.....	37	Disciples	1
Baptists	15	Christian.....	1
Lutherans	10	Unknown	8
Congregationalists	3		
Bible Christians.....	2	Total	256

Occupations.

Baggageman.....	1	Labourers	47
Barrister	1	Laundress	1
Blacksmiths	3	Livery Proprietors	2
Boarding-house keeper	1	Machinist.....	2
Book-keeper	1	Mason	1
Brick-maker.....	1	Miner	1
Cabinet-maker	1	Merchants	4
Cab driver	1	Minister	1
Carriage-makers.....	5	Millers	2
Carpenters	6	Millwright	1
Civil service.....	1	Painters	4
Clerks.....	2	Plasterers	1
Cotton Carder.....	1	Painter	1
Coopers	2	Saddler.....	1
Curriers	2	Sail-maker	1
Draymen	2	Sailors	2
Dressmaker	1	Shoemakers	4
Farmers.....	119	Tailors	3
Fishermen	2	Tavern-keepers.....	4
Gardeners	2	Teachers	5
Governor of Gaol	1	Teamster.....	1
Gunsmith.....	1	Weaver.....	1
House Servants	4	Unknown	4
Iron Founder.....	1		
	162	Total.....	256

Ages.

7 Years		5 Pupils.....	
8 "		13 "	
9 "		13 "	
10 "		17 "	
11 "		10 "	
12 "		16 "	
13 "		13 "	
14 "		22 "	
15 "		23 "	
16 "		23 "	
17 "		18 "	
18 "		18 "	
19 "		13 "	
20 "		11 "	
21 "		14 "	
22 "		6 "	

23 Years	5 Pupils.
24 "	7 "
25 "	1 "
26 "	1 "
28 "	1 "
29 "	1 "
30 "	1 "
32 "	1 "
38 "	1 "
Unknown.....	2 "
Total.....	256

The following Table will show the number of pupils from each County:—

Number of Pupils and Counties from which they came.

Algoma.....	1	Middlesex.....	13
Brant.....	9	Norfolk.....	4
Bothwell.....	1	Northumberland.....	11
Bruce.....	2	Ontario.....	7
Carleton.....	13	Oxford.....	4
Durham.....	6	Parry Sound.....	1
Elgin.....	5	Peel.....	2
Essex.....	3	Perth.....	16
Frontenac.....	5	Peterborough.....	7
Grey.....	15	Prescott and Russell.....	3
Haldimand.....	3	Renfrew.....	2
Halton.....	3	Simcoe.....	8
Hastings.....	17	Stormont, Dundas and Glengarry.....	2
Huron.....	18	Waterloo.....	8
Kent.....	3	Welland.....	3
Lambton.....	3	Wellington.....	8
Lanark.....	4	Wentworth.....	9
Leeds and Grenville.....	3	York.....	22
Lennox and Addington.....	5		
Lincoln.....	7		256

During the period of six years ending October 20th, 1876, the total number of deaf-mutes who have entered the Institution was 335. Up to this date, the present term, 217 pupils have returned to school, leaving 118 who have not been sent back. These may be counted for as follows:—

Died.....	9
Removed from Canada.....	7
Remaining at home.....	102
Total.....	118

Of this number, 47 would have received no benefit from a longer continuance in the institution, owing to age, mental incapacity, &c.; but 55 should have been sent back to school, and most of them are kept at home without any good and sufficient reason. Cannot you suggest some means to remedy this dereliction on the part of parents and friends of deaf-mutes? Certainly if parents are required by law to send their hearing and speaking children to school for a certain period each year, some similar provision is far more necessary for those who are deprived of hearing and speech. I have made diligent enquiry, and know that in many instances the pupils above alluded to are quite anxious to return to school, and complete their education.

I am glad to be able to state, that the pupils have returned to school with remarkable promptitude the present term, yet some, who intend to return, will not be sent forward until the Christmas Holidays are over. I would suggest that in future, parents should be required to send pupils forward not later than the 1st of October in each term, unless detained at home for causes satisfactory to the Inspector and Principal.

In the Educational Department the progress has been as great as could be expected in a comparatively new Institution. Just before the close of our term in June, Dr. James Carlyle, Mathematical Master of the Normal School, Toronto, in compliance with your instruction made a complete and thorough examination of all the classes connected with the Institution, a full report of which he forwarded to you. The examination occupied a week, and he expressed himself as satisfied with the general results.

In accordance with a recommendation made by yourself during several inspection visits, I proceeded the first month of the term to make a thorough classification of the pupils. The results developed in the recent examination gave me considerable assistance, and it gives me pleasure to state that the classes are now better arranged than at any time since the opening of the Institution. No teacher, except in the highest class and several of the junior classes, will have more than one division, and pupils who have heretofore retarded the progress of classes will receive special instructions from monitors. There are ten regular classes besides the class in drawing and painting, and the class of semi-mutes in articulation. The silver medal, given by His Excellency Lord Dufferin for general proficiency in the Literary Department, was awarded to Isabella McKillop, of Elgin Co. A special prize for general proficiency was, by your direction, given to Andrew R. Porter, of Simcoe Co., as he ranked second in his class. I would recommend that a special prize be given next year for proficiency in drawing.

All the teachers express themselves as well pleased with the present classification, and I feel sure that during the coming year you may look for more encouraging results from their labours.

Our pupils receive religious instruction as heretofore. On Sunday, two lectures on Scripture History are delivered in the Chapel; in the morning, by the Principal, and in the afternoon by the Male Teacher in charge. In addition to this, the Principal instructs a Bible Class of about 50 of the more advanced pupils an hour in the evening. The Catholic pupils attend mass every Sunday, and receive special religious instruction from Mr. Denys. I am also under obligations to the Protestant clergymen and the Catholic priest for their kindness in visiting the pupils, whose parents are connected with their several churches, each month, and addressing to them words of kindness and sympathy. This attention is highly appreciated by the pupils, who feel that although absent from home, they have kind friends who take an interest in their spiritual welfare.

Out of school hours the female pupils are in charge of the Matron, except during study hours, when they are under the supervision of Miss Annie Symes who was appointed supervisor of girls in May last. They are generally employed in sewing, knitting, &c., while a large number of them receive special instruction in ornamental and fancy work from Miss Annie Perry. I have received requests from several parents asking that more attention be paid to instructing their daughters in tailoring and dress-making. It will be impossible for us to do this, unless we can devise some means to secure regular work of this kind. The clothing of our pupils, except that of orphans, is mostly made at home during the vacation, so this leaves us comparatively little of this class of work to be done by the girls during the term.

Out of school hours, 21 of the male pupils work in the carpenter and cabinet shop, and 45 in the shoe shop. This leaves a large number unemployed, many of whom are too small to work in either of the shops. We cannot employ in the shops more than the number above stated owing to want of space. It becomes then a matter for serious consideration how the remainder of our male pupils shall be employed.

In the carpenter and cabinet shop a large amount of work has been done which it is not necessary here to enumerate. The time of each pupil has been kept, and a value placed upon the amount of work done, which makes a total of \$800.16, during the past year. In addition to the saving to the Institution (as this work would have been paid for under other circumstances at regular rates), the pupils are learning a trade which will be of great use to them when they have completed their education.

In the shoe shop the amount and value of the work will be seen from the following statement furnished by the Bursar :—

Brogans and Slippers furnished Public Institutions	\$529 50
Work, including repairs for pupils and others.....	339 65
Brogans, &c., on hand	97 20
	\$966 35

The fact that the value of work done was less than last year may be accounted for in part by the close of the shop for more than a month during the term, on account of the illness of the foreman, also by the falling off of orders from other institutions.

A number of the boys engaged in both shops are making rapid proficiency in learning the trade they have selected, and will be prepared when their education is completed to secure work in similar shops in their respective neighbourhoods.

The bronze medal, given by His Excellency, Lord Dufferin, was awarded to Andrew Noyes, of Middlesex County, for general proficiency in the shoe shop. In accordance with your instruction I gave a special prize of a set of shoemaker's tools, to J. W. Gee, of Middlesex County, who stood second as to proficiency in the shoe shop. I hope you will take steps to carry out the suggestion made during your last inspection visit, to create a fund, from which we would be able to give a set of tools to each deserving pupil on the completion of his education.

The erection of the Gymnasium has been productive of great benefit in the way of providing amusement as well as healthy exercise for the male pupils out of school hours.

You will find herewith the report of Dr. Hope, from which you will see that our pupils, and others connected with the Institution, have been remarkably exempt from sickness and disease of an epidemic nature. Only one pupil died during the year, James Emy, of Peterborough, aged nine years. He died of croup, which proved fatal nine hours after he was attacked. I hope that due attention will be given to the suggestions made by Dr. Hope, in relation to the heating and drainage of the buildings.

Mrs. M. Spaight, of Orillia, was appointed housekeeper in November, 1875, and since that time has had charge of the domestic department. She has discharged the duties in a satisfactory manner. The appointment of a special nurse for the smaller boys, and their separation from the larger boys as to dormitories, lavatories, bath-rooms, &c., has worked well, and has removed all cause of complaint as to the want of proper care and attention being paid to the younger male pupils. I hope that during the coming year we will be enabled to provide for a separate sitting-room and play ground for them also.

As supervisor of the boys, A. Willason continues to give satisfaction. Since the commencement of the present term the duties of Visitors' Attendant have been performed by Duncan W. McDermid, who also acts as Telegraph Operator and Clerk in the offices of Principal and Bursar.

I regret that we again cannot present a favourable report of our farming operations during the past year. In the early part of the season a good crop of hay was gathered, but the drought continuing during most of the summer, rendered our crop of potatoes and other roots almost a complete failure. The team has done the usual amount of hauling manure and gravel, besides the ordinary work of the farm. Permit me again to repeat the opinion expressed in my last Report, that "an experience of six years has convinced me that it will require a large expenditure for lime, manure, drainage, &c., to get this stiff, clay soil in proper condition for profitable farming."

The Gardener presents the following Report, showing the products of the garden during the year :—

39 Bushels Potatoes,	1 Bushel Artichokes,
65 " Beets,	2 " Salsify,
30 " Carrots,	76 dozen Sweet Corn,
6 " Parsnips,	20 " Peppers,
3 " Beans,	166 Quarts Snap Beans,
31 " Tomatoes,	54 " Peas,
3 " Onions,	11 Baskets Spinach,

284 Bunches Asparagus,	150 Cauliflower,
175 " Radishes,	500 Celery,
161 " Lettuce,	4,525 Cucumbers,
12 " Swiss Chard,	72 Melons and Citrons,
562 " Rhubarb,	1,007 Summer Squash,
50 " Onions,	500 Kohl Rabi.
4,000 Cabbage,	

Some of the vegetables were inferior in quality to those produced last year, owing to the drought. In addition to his work in the garden, he has devoted as much time as he could spare to the cultivation of flowers for the fruit grounds. He has also made several additional rustic vases and seats during the past winter. If it is intended that he should keep the front grounds in order, as well as cultivate the garden, he should certainly have an assistant, for he receives comparatively little help from the pupils out of school hours; and, besides, during July and August, when assistance is most required, the pupils are at home spending vacation.

Permit me in this connection to call attention to the present condition of the front grounds. The trees and shrubs planted and now living have shown scarcely any increase in growth during the past two or three years. Many as you are aware have died each year, and I cannot recommend farther planting until the ground is thoroughly drained. I have earnestly recommended this in previous reports; this can easily be done by constructing, in addition to the present drain leading to the bay, another drain on the eastern side of the grounds, then lateral drains could be run into the main drains on either side. If another drain is constructed as proposed, leading to the bay, it would be highly beneficial in furnishing an outlet for drains to be constructed on the east side of the farm, besides furnishing good and sufficient drainage so much needed for the cellars etc. on the eastern side of main building. The deepening of the present drain would involve a considerable outlay on account of the amount of blasting to be done, besides it would not prove satisfactory for the purposes above mentioned. I consider that a new drain is absolutely required, and hope that this recommendation will be respectfully considered.

While the present pump at the bay furnishes an ample supply of water to the tanks in the building, it becomes my duty to state that it is not of sufficient power to render the hydrants around the building effective in case of a fire.

The proposed improvements, viz.:—the building of residence for Principal; the extension of the chapel building on west end, and the erection of a building for Bursar's store-room, sitting-room, and dormitories for the older male pupils, will by utilizing the rooms made vacant by these changes furnish accommodation for 250 pupils, which is probably as many as we will ever be called upon to provide for. In addition to this it will be necessary to relay the floor of the girls' sitting-room, and hall on second floor, as well as the floors of the school rooms with hard wood; to put up partitions to the ceiling dividing the school-rooms on first floor, instead of half partitioned as at present; to provide additional bath-rooms for both male and female pupils; to build new outside privies; to insert two new boilers for heating the building, and to change the steam pipes so as to equalize the heat in different portions of the building.

In making the above recommendations, I have only proposed such changes and improvements as I considered absolutely necessary for the health, comfort, and accommodation of all connected with the Institution, as well as for the general improvement of the grounds and premises.

Our thanks are due the officers of the following Railways for passing pupils to and from their homes for one fare: The Grand Trunk—The Great Western—The Midland Railway of Canada—The Northern Railway—and the Toronto, Grey and Bruce Railway. To the local officers of the Grand Trunk at Toronto, and Belleville, and to the local officers of the Great Western, at Toronto and to the Conductors of the several lines we are under continued obligations for the care and attention shown our pupils on their way to and from home; also, to H. P. Dwight, Esq., Superintendent of the Montreal Telegraph Co., for favours extended.

We take this occasion to return our thanks to Mr. L. T. Cameron, of Scotland, Brant County, for the very liberal donation of a Sciopticou, with a number of beautiful views, which have afforded much pleasure and amusement to our pupils.

The following newspapers have been sent to the Institution free during the year, for which courtesy the publishers will accept our thanks :—

Frank Leslie's Illustrated Newspaper, New York.

The Journal of Education, Toronto.

The Advertiser, London.

The Farmer's Advocate, London.

The Times, Ottawa.

The Herald, Stratford.

The Times, Orillia.

The Courier, Trenton.

The Ensign, Brighton.

The Beaver, Napanee.

The West Durham News, Bowmanville.

The Times, Port Hope.

The Deaf Mute, Omaha, Nebraska.

The Christian Advocate, Hamilton.

The Mute's Chronicle, Ohio Institution for the Deaf and Dumb.

The Deaf Mute's Journal, Mexico, N. Y.

Kentucky Deaf Mute, Danville, Kentucky.

The Goodson Gazette, Virginia Institution for the Deaf and Dumb, Staunton, Va.

The Gopher, Fairbault, Minnesota.

The Dumb Mute Mirror, Flent, Michigan.

T. James Claxton, Esq., of Montreal, sent me a large collection of illustrated newspapers and periodicals for distribution among our pupils, for which he is entitled to our thanks.

In accordance with your instructions I attended the Third Conference of Principals and Superintendents of American Institutions for the Deaf and Dumb, held in Philadelphia, on the 12th, 13th, and 14th of July. It was the largest conference of a similar nature ever assembled, and besides the pleasure afforded of social intercourse with our co-labourers in the United States and Canada, we feel that much good was accomplished by the free interchange of thought on a great variety of subjects of interest to our profession.

The proceedings of the Convention of American Instructors of the Deaf and Dumb held in Bellville, in July 1874, have been published and distributed among institutions in America as well as foreign countries.

The visit of His Honor, Lieutenant-Governor MacDonald, accompanied by the Honourable Mr. Wells and yourself on the 20th of October 1875, being the fifth anniversary of the opening of the Institution, is an event which was much enjoyed, and will not be soon forgotten by all connected with the Institution.

Permit me, in conclusion, to express my acknowledgments to you for your continued interest and hearty support in all matters pertaining to the welfare and prosperity of the Institution. Hoping that the Government will continue its fostering care, and that our Heavenly Father will extend His blessings on our labours in the future as in the past, we would respectfully submit this report.

W. J. PALMER,

Principal.

Ontario Institution for the Deaf and Dumb,
Belleville, October 1st, 1876.

ONTARIO INSTITUTION FOR THE DEAF AND DUMB,
BELLEVILLE, September 30th, 1876.

J. W. LANGMUIR, ESQ.,
Inspector of Asylums, &c., &c.

SIR,—I have the honour of transmitting to you my Annual Report of the Ontario Institution for the Deaf and Dumb for the year ending September 30th, 1876.

The number of pupils who applied for admission was 223, all of whom were found to be eligible, and if we add to those the officers and servants of the Institution together

with their families, we have the aggregate number of 316, which the By-law of the Institution places under my professional care.

Of this number, 216 appear on the Register as having received more or less medical treatment. This shows that a large percentage of sickness prevailed in the Institution; but if we compare it with that which prevailed in private families at the same time in this vicinity we have reason to be thankful that we escaped so fortunately.

It is well-known to all that the last winter was characterized by very sudden changes of temperature, and few escaped entirely from its effects.

I regret to announce the loss of one of our pupils, Jarvis Emery, aged nine years, who died December 21st, of croup; the disease pursued an unusually rapid course; he was in his class in the afternoon, was attacked at 5 o'clock, p. m., and died in eight hours.

In regard to the food of the pupils, I have to remark that I have not heard a complaint during the year, and from my own observation I have reason to know that there were no grounds for any.

In regard to the clothing of the pupils I am happy in being able to state that there have been great improvements upon that which formerly prevailed, although there are still a few boys who have been neglected by their parents in this respect, and I trust the delinquents will see to it that this be remedied during the present session.

In regard to the heating apparatus, I have to say that sufficient heat has been generated to warm the building from the cellar to the attic; but in portions of the building the heat is so great as to render them unfit for use. This can only be remedied by alterations being made in the heating apparatus, so that the occupants of the rooms can turn off the steam when found necessary to do so.

In regard to drainage, I have to remark that it was thought when the old drain was deepened some three years since, that it would be sufficient to meet the wants of the Institution; this was not found to be the case. It is now evident that the old drain has not been sunk a sufficient depth to fully drain the main building—the drain may answer very well for draining the Laundry and the buildings connected therewith, and also that portion of the farm on the west side of the building.

I would respectfully suggest that a drain be constructed on the east side of the building to the bay. By making this drain in addition to getting a proper depth for the purpose of draining the main building, it would offer facilities for draining that portion of the farm on the east side of the building, which stands so much in need of it; indeed it is very doubtful whether this land can ever be made fertile unless it is thoroughly drained.

Respectfully submitted,

W. HOPE, M.D.,
Physician.

REPORT OF THE PRINCIPAL

OF THE

Ontario Institution for the Education of the Blind, BRANTFORD.

W. LANGMUIR, Esq.,
Inspector of Ontario Public Institutions,
Toronto.

SIR,—I have the honour to present for the official year ending September 30th, 1876 the Principal's Report of the Ontario Institution for the Blind.

Literary Department.

In my last Report I briefly described the leading systems of typography used for the instruction of the Blind ; their most important educational instruments and appliances ; finally, the types, instruments and appliances used in the Ontario Institution. During the past year the application of Point Print has received much of our attention. A very large number of pupils are now attaining such a mastery of this embossed character, as to use it with great facility for purposes of correspondence and taking notes of lessons. As formerly explained, though the Blind can and do learn to write manuscript in the ordinary character used by the seeing, they are quite unable to read their own writing, or indeed to distinguish by the touch written from an unwritten page, unless the writing should be unusually rough. It is just here that Point Print becomes available. Though this alphabet is represented by combinations of raised dots, and appears intricate, it can with a fair amount of attention be readily read or written. In urging the study of this most important branch of instruction, I was for some time arrested by the difficulty that the only available text book for beginners—Mr. Wait's Point Primer—had passed out of print, and was no longer procurable. In this strait I set about devising an inexpensive process by which I could print within our own walls, such lessons as may be found necessary and could not be otherwise procured in printed form. It was essential, not only that a relieve impression should be obtained on paper, sufficiently sharp to be easily tangible, but that the impression should in the process of printing be so hardened as to resist compression by the blind reader's finger. The experiments necessary to secure these points, consumed, for some months, all my leisure moments, which, as you are aware, are at no season of the year abundant. Miss Tyrrell kindly acted both as compositor and proof-reader, and I had thus the satisfaction of placing in the hands of our pupils, a Point Primer, that they find very legible, accurate, and free from the irritating sharpness of the primers as originally printed. Taking advantage of the opportunity, Miss Tyrrell prepared an appendix, illustrating the application of Point Print to commercial arithmetic, and this has been bound up with our copies of the primer. Then gathering courage as we proceeded, we developed this arithmetical appendix into a systematic treatise on arithmetic. In arranging the subject matter, I have adopted the principle of teaching by graduated examples worked out, and the so-called arithmetical analysis has been applied to the solution of all questions not purely mechanical. Only a few pages still remain to be printed, in

order to complete the first Point Print Arithmetic. The pupils now receive daily drill in the useful applications of this subject, and they are becoming quite skilful in taking down and casting up accounts. The potential value of such instruction is obvious. In England the legal status of blind persons has been the subject of considerable difficulty and of special legislation it was even doubted for some time whether a blind person could make a valid will, and, in money matters, much hardship has arisen from inability to keep accounts in a form recognizable by the blind writer himself. With, however, the general use of Point Print by the Blind, such disabilities must vanish. Documents written in this character are definite and unvarying in their interpretation as those legally valid wills that eccentric Englishmen sometimes indite in the dead languages.

There is a serious defect in all the appliances yet used for the writing of Point Print the characters are *written* on the side, and in the order reverse from those in which they are *read*. This is, of course, a great embarrassment to the learner, and, in arithmetic, as the results at every stage of the work have to be taken up and carried forward, the inconvenience of repeatedly turning over the sheet of paper becomes a serious impediment to progress. I commend this subject to the consideration of my inventive brethren in the United States' Institutions. I have myself spent some time fashioning, in rude model, a "guide," by which a relief impression can be raised on the writing side of the paper; and I purpose, whenever opportunity offers, to complete my experiments in this direction. The precision required in all Point-Print appliances renders their construction very tedious and expensive. In a recent announcement, the Council of the British and Foreign Blind Association present us with the fruit of their experience in the statement that "no one who had not made the attempt can have any idea of the extreme difficulty of combining great accuracy and durability with cheapness." There can, however, be no doubt that, were the same intense thought and active invention which abound on the highways of commerce and manufactures turned into the by-paths of philanthropy, and specially directed to appliances for the blind, the lot of this afflicted class would be much alleviated. But an invention for the use of blind persons offers no hope of emolument, and, in a pecuniary sense, is not worth patenting: the inventor must accept the reward of a good conscience as the interest of his expended money, time and thought. American Institutions are honourably distinguished for their many ingenious inventions tending to lessen the disadvantage of blindness, and they well deserve the warm praise lately bestowed upon them by Professor Fawcett, the well-known lecturer and publicist. In our own Institution, it would be an exercise of wise economy to devote annually a liberal expenditure to the designing and improvement of educational appliances. During last Session, we undertook the construction of some large physical dissected maps that were not purchasable. One map was completed, but the inconvenience of carrying the work repeatedly, between the Institution and the factory—a mile and a half distant—was such that I have deferred the manufacture of other maps until the work can be superintended in the building.

Miss M. Scott has, by her energetic handling of geography, made it a very attractive subject to our pupils, many of whom have already acquired such a minute acquaintance with our railroad systems and other unfrequented tracts of school geography as greatly surprises the visiting public. I am very anxious that our teachers should be promptly supplied with such appliances as they find necessary for the thorough treatment of their subjects; but I have been hitherto much cramped by the lack of proper tools and motive power. The latter want has recently, through your kind exertions, been supplied, and I hope that the coming year will bring us a good lathe, a scroll saw, and those other tools for the shaping of wood and metal that are, or ought to be, in constant requisition in an educational Institution of this special character.

With the imperfect instruments at my command, several new appliances have been constructed during the year. I have already noticed the printing of Miss Tyrrell's class books. A flexible rubber writing tablet of my own contrivance is now being used by the pupils, instead of the old French writing card, and I have devised a piece of apparatus for turning out these improved tablets with speed and accuracy. Miss Scott has extended her new process of printing to the reproduction of small class-room maps; notes on English literature are also being printed for the use of her class. Mr. Wickens has, with the assistance of the carpenter, G. G. Lambden, completed an excellent dissected map of the United States, which is on exhibition, with some other products of our industry, at the Centennial Exposition.

Since my last Report, some additions have been made to the list of embossed line-type publications. Mr. Kneass, of Philadelphia, has published the Poet Laureate's *Enoch Arden*, and he has printed for the National Association, Marex's valuable work, *The Universal School Music*, so as to form two companion volumes to the same author's *Dictionary of Musical Terms*, already issued from Mr. Kneass' press. The American Printing House for the Blind (Louisville, Ky.), has laid us under fresh obligations by reproducing, with the assistance of new stereotype process, Sir Walter Scott's *Lady of the Lake*; also, by issuing several excellent school-books at prices that barely cover the cost of publication. In these new publications the important typographical changes proposed last year have been adopted.

In order to bridge over the interval from the old type to the new, I requested Mr. Hunn, the unwearied Secretary of the American Printing House, to kindly print for the use of our pupils special letter and word sheets in the reformed typography. With a little preliminary drill on these sheets, our pupils are found to read with great facility the new publications.

At the Convention of Instructors of the Blind recently held at Philadelphia, and attended by a very large number of representatives from the various States of the Union, a resolution was passed strongly commending the American Printing House to the liberality of Congress, and urging that it receive a subsidy, or an endowment in the form of public lands, to the amount of \$,000,000. If this appeal should fortunately prove successful, the education of the blind may be expected to enter on a new era.

Among the announcements made in the Literary Department of the Philadelphia Convention, was the application of the newly introduced type-writer to the use of the Blind. In the sightless, writing in any of the existing forms, is a most painfully slow process, and blind authors have hitherto, almost without exception, been forced to employ an amanuensis. With the aid, however, of the new mechanism, it is asserted that an expert blind operator can set off, in a given time, a report of a speech or a lecture, in a form two or three times as expedient as can be reached by a seeing reporter, using ordinary written characters. The manufacturers describe this interesting appliance as follows: "The type-writer in size and appearance resembles the family sewing machine. Its appearance is graceful and ornamental, making it a beautiful piece of furniture for any office, study or parlor.

"Writing with this machine is done simply by touching keys, which are compactly arranged in four rows of eleven each, and may be operated by any finger of either hand. On each key is only printed the letter or character it represents by depressing any key, the corresponding character is printed on the paper. The "action" is fully as rapid and much easier than that of the piano. It will thus be seen that any desired letter or character is completely transcribed in the same time, and by the one motion that is required to bring a pen with the first position. Its rapidity is therefore manifest. Its simplicity is such that anyone who can spell can write with it, and its manipulation is so easily understood, that but little practice is required to enable the operator to become an expert in its use. It writes from one to twenty copies at the same time. The size of paper which can be used is practically unlimited, and it is adapted to any width from one-inch to a continuous roll. Envelopes can be readily pressed with it. It is equally adapted to any thickness of paper, and the quality of paper is also unlimited, as it will write legibly on the commonest wrapping paper. The alphabet, numerals, and all necessary characters for punctuation, italicizing and reference, are made by

It is instantly adjustable to any desired spacing between lines. The type receives ink on a moving ribbon, one and three-eighths inches wide and thirty-six feet long, and as each letter takes but one-eighth of an inch of space, for a single impression, there is practically over 400 available feet of inking surface. The ribbon is so prepared that it can be used for months without being inked, and when exhausted the ribbon can be sent by mail to the General Office and re-inked at a trifling expense. With proper usage these ribbons will last many years." Mr. Superintendent Smead, of the Ohio Institution for the Blind, reported to the Convention the results obtained by his pupils with four type-writers, as very encouraging. Principal Campbell, of the Royal College for the Blind (Upper Norwood, London), from his entire sightlessness, is specially entitled to speak with authority on a question of this kind, regards the type-writer "as destined to exercise much influence upon the higher education of the blind, and (he believes), to furnish remunerative employment for blind students." He adds that proof copies of the Report from which this extract is taken, were prepared for the Executive Committee of the College on one of these machines. In view of

the favourable opinions expressed by these educationists, I would recommend that one or two type-writers be added to our school-room appliances. I have now before me a type-written letter from J. W. Smith, Esq., Professor of piano-tuning in the Boston Institution. Mr. Smith is entirely sightless, but he can evidently use the type-writer to most excellent purpose. Through this new medium of communication he announces still another invention for the Blind, an ingenious contrivance of his own, (the Daisy Tablet), by which a complete character in the French (or Braille) Point Print can be written at once, and not laboriously written, as at present, one point at a time. Before leaving the literary work of the past year, I have to acknowledge two kind donations to the Institution library. To Captain T. V. Scott, of Ottawa, I am indebted for several volumes of Dr. Moon's embossed edition of the Scriptures, the legacy of a blind lady, lately deceased. I have also received, from an anonymous donor, through Messrs. Rowse & Hutchinson, Booksellers, Toronto, a miscellaneous collection of embossed publications. My acknowledgments are due to the Hon. David Christie, Speaker of the Senate, for the blue-books and daily proceedings of the Dominion Parliament, during its last session.

In my report for 1874 I suggested that Telegraphy might be brought within the range of the Blind. By the kindness of W. Griffin, Esq., the Brantford Agent of the Dominion Telegraph Company, the wires and necessary appliances have been introduced into the Institution, and a class has been formed with Mr. Wickens as instructor. The results of this novel experiment cannot fail to be interesting and instructive.

Musical Department.

In the Musical Department we greatly require additional instruments. Though the attendance of pupils has within a short period doubled, the educational outfit of the Institution remains precisely as it was when but half the present attendance was provided for. The present demand for musical instruction would necessitate the purchase of two reed organs, besides the piano recommended in my last report, but not yet procured. I have already brought under your consideration the completion of our Music Hall, by the purchase of a large pipe-organ, such as is found in every important Institution for the Blind. Miss Alexander and Mr. Truss visited, during the summer vacation, various British Institutions for the Blind, and though these derive but a precarious and intermittent support from private charity, the managers attach so much weight to high-class musical instruction that they have in nearly every case drawn on their slender revenues to procure a good church organ. Indeed the importance of music in every system of training for the Blind is now fully recognized by all educationists; and, in music, as in literature, the works of the best masters have the highest educational value. If not in 1877, at all events in 1878, I trust that we shall be supplied with an instrument adequate for the worthy rendition of oratorios and other sacred music of the highest class. Professor Cheesbro has devised a Musical Dial, which being applicable for the instruction of the seeing as well as the Blind, he has taken steps to secure by copyright. As inquiries have been made respecting this Dial by the musical instructors of other Institutions, Professor Cheesbro will be allowed, in his own words, to state its range and capabilities: "The Dial will form any musical scale, major or minor, from C to 7 sharps, or from C to 7 flats, also every interval of these scales, give their harmonic names, and show the *Do, Re, Mi*, system with any and all intervals of any or all scales. It will also show the Tonic or Key-note of any and all scales, indicate what the note is Key-note of, and how many sharps or flats, showing their proper position on the staff; then immediately showing the fingering for both hands for any or all keys, also the common chord and its relative minor of any and all keys; then shows the Dominant chord of the 7th and its resolution, and the Diminished chord of the seventh and its resolution. It likewise shows all time movements used, and the proper placing of the accent in such time; the common alphabet in the Bass and Treble Clefs; the valuation of time and rests; position of Bass, Treble, Alto, and Tenor Clefs; the number of vibrations per second necessary to produce Middle C on the piano, and the octave up to C third Space (Chronomatically); the lengths of string which when weighted will give any Metronome movement used; the compass of voices, Soprano, Mezzo-Soprano, Alto, Tenor, Baritone, and Bass, showing the Chest, Medium, and Head registers of all according to Bassini. It defines the latitude allowed in Allegro, Andante, and other movements.

ts; the fingering for all brass instruments working on 3 or 4 valves, Bass Clef (Chromatically), and full compass of the instruments. Finally, the Dial shows the character of keys, also all intervals of the scale, whether diminished, perfect, flat, sharp, or augmented." This cyclopædia of musical memoranda is contained on a card of some eight or nine inches diameter.

A very pleasing feature of the past year was the fortnightly musical and literary entertainments given in the Music Hall, but open only to residents of the Institution. The songs were prepared for the musical exercises by Miss Alexander, who has attained great skill as an instructor of the Blind, while her devotion to her work is unremitting. The selections and dialogues were selected and arranged by the literary teachers. These entertainments exert a most valuable aesthetic influence on the Blind, whose bearing and address are often susceptible of much improvement.

Technical Department.

In the Technical Instruction of the older boys no change has been made since last report, except by the extension of the cane-seating classes. I have made an arrangement with the Ontario Furniture Co., by which the pupils are supplied with chair-frames and cane, while the saw mill is allowed to the Institution for the pupils' work. Basket-making continues to be the leading feature of the boys' industrial department. Where workshops are occupied by co-operative blind artisans, and administered by a sighted Superintendent, mattrass-making and certain other employments are sometimes found more remunerative; but for the blind men dependent upon individual capital and skill, willow-work appears to me to possess three decisive advantages over every other trade that has yet been proposed. *First*, the manual labour required is of so varied a character that it can hardly be displaced by machinery. *Secondly*, the tools are strong, simple, inexpensive—and with moderate care, will last a long time. *Finally*, the raw material required can be grown on any ordinary soil; for modern agriculture has shown that the willow like many similar plants inhabits swampy grounds, for sufficient reason that it is not permitted to grow elsewhere, and that if so permitted it improves as much by cultivation as those more brilliant favourites of our flower gardens which were once insignificant and worthless occupants of the marsh. During his recent visit to the Institution, Mr. Truss the trade instructor, made inquiries into the comparative value of various employments, as furnishing a livelihood to the blind, and willow-work appeared to stand the best among the various mechanical employments that have been tried. The introduction of broom-making into the Institution has often been suggested, and Mr. Truss has qualified himself to give instruction in it; but I am of opinion that the concurrent manufacture of brooms and willow-work would lead to the neglect of the latter, because broom-making is to be had more readily acquired, though, when examined by the three tests above applied to willow-work, its inferior value as a trade for the blind is manifest.

In the girls' industrial department several new features have lately been introduced. At the Philadelphia Convention Mr. Wait of New York announced that he had succeeded in introducing machine-knitting within the reach of blind girls, and Miss Porad, a pupil of his Institution, gave interesting exhibitions of her skill both at the Convention and at the Centennial Exhibition—at the latter as the representative of the Dana Bickford Knitting Machine Company. I lost no time in procuring from this Company an experimental machine for the use of our pupils. This I placed under the charge of Miss Tyrrell, who, in a wonderfully short time, has not only mastered the details of the mechanism, but has taught six of our blind girls to knit with great facility. These results were so encouraging that I recommended the immediate purchase of additional machines, which are now on the way from New York. The demand for socks at the Central Prison will furnish our girls with excellent practice in hand and machine knitting.

Miss Elliott, our energetic Housekeeper, has made a series of experiments to determine which form of sewing machine is best adapted for the use of the blind. The results of these interesting experiments so far appear to favour the use of a hobbin-machine (such as Wheeler & Wilson), rather than of a shuttle machine. I would recommend the purchase as early a date as possible of additional sewing machines such as these experiments may approve.

A large number of pupils, both male and female, have been instructed by Miss Tyrrell

in the many forms of bead and crochet work, many of the articles produced being characterized by great harmony of colour, symmetry of form, and beauty of design. Among recent novelties of fancy work, may be mentioned embroidery on perforated card.

Under the tuition of Miss Alexander and Miss Scott, many of our little boys, as well as girls, have learned to use deftly their crochet and knitting needles.

Religious Instruction, &c.

My warm acknowledgments are due to the Brantford Clergy for their regular attendance at the Sunday services of the Institution. Our Catholic pupils have not only the kind oversight of the Rev. Mr. Bardou, but also weekly visits from the Sisters of St. Joseph. The Institution has now a continuous plank walk communicating with all the churches in Brantford, and the pupils possess much greater religious advantages than formerly.

The Young Men's Christian Association has befriended our inmates in many ways. Mr. George Macdonald (Secretary of the Association), and Mr. S. M. Thompson have been particularly kind in their attentions. Private philanthropic effort is witnessed in Brantford on a scale that can be hardly paralleled elsewhere in Ontario; and one of these private charitable institutions (maintained by T. S. Shenstone, Esq., and I. Cockshutt, Esq.) opened its hospitable doors to one of our poor blind children when she had been cast off by an inhuman municipal Council, and was thus left without a home during the summer recess.

Domestic Department.

Under Miss Elliott's administration the Domestic Department has maintained a high degree of efficiency. Her efforts have been seconded by the introduction of many conveniences and appliances into the kitchen and laundry, which ought really to have formed part of the original outfit of the Institution. I observed last Christmas Day by setting into position two ranges and a broiler manufactured by Bramhall, Deane & Co. (New York), which have greatly relieved the pressure on our culinary service. To complete this most serviceable apparatus, we still require a "circulatory boiler" furnishing a constant supply of hot water for domestic purposes. The Laundry has been furnished with one of Oakley & Keating's (40 Cortlandt St., New York) "Extra Large" washing machines. This contrivance is named by its makers "The Nonpareil," and very fairly, for it appears to be the most effective laundry machine at present in the market. It has proved an unspeakable convenience to us, at once reducing to one-half, the time occupied in washing; and rendering us less dependent upon the manual labour of servants whose proverbial restiveness and caprice often much disorder the administration of Public Institutions. To complete the equipment of our Laundry we still require a power-mangle which ought of course to represent the most improved mechanism procurable. The engine that actuates the washing-machine will also afford motive power for the mangle, and in placing the line shafts, I have provided for this contingency. To the manufacturers of this new engine and its attached boiler (Messrs. Waterous & Co., Brantford), it is only due to say that this machinery affords me the utmost satisfaction. The economy of fuel secured by the use of the new boiler is as surprising as it is gratifying. I have so connected this small "auxiliary" as to furnish steam to the engine-pump in the basement, to a line of jacketed kettles in the kitchen, to a large soap-tank, to the washing-machine, and to tiers of jacketed vessels and washing-vats in the Laundry; to the drying-room on the ground-floor, and to bath-rooms on the second floor. The plumbing and fitting involved in these and in the many other improvements recently made in our steam, gas, and water service have been executed in a most careful and workmanlike manner by Mr. John Marter, the Institution Engineer, assisted by the Fireman, James Kelly. The large boilers in the basement are now almost entirely reserved for the heating of the building, which is of course suspended whenever the temperature of the external air permits. This office of heating the building demands a large volume of low-pressure steam, whereas the culinary and other services above enumerated require the precisely opposite condition of a small volume of high-pressure steam. Any attempt to combine these two conflicting requirements will result in lavish use of fuel as well as a severe and quite unnecessary strain on the general heating equipment, and a consequent large expenditure for repairs and renewals. To render

er heating-boilers more efficient for their special function, their steam-space has been enlarged by the removal of the highest tier of tubes, while the draught has been maintained by the insertion of additional tubes on the right and the left of the remaining tiers. The brickwork encasing each boiler, has also been so modified as to become in effect a pre-heater, and thus dry the steam before it leaves the boiler. During even the brief interval that has elapsed since the erection of this Institution, immense strides have been made in the application of steam to the heating of public buildings, and we must endeavour to keep abreast of these recent improvements.

The capacity of each of the four water tanks that are under the Institution roof was this summer enlarged by one half; but the pumping engine that fills three of those tanks, and forms our main reliance in an outbreak of fire, is sadly hampered by a most inefficient boiler which ought at once to be replaced by a boiler of more modern construction, and able, without using special fuel, to raise steam in fifteen minutes. The chimney over the boiler-house is recently repaired in the hope that the present hazardous delay in raising steam might be avoided, but it is now quite evident that a new boiler is indispensable. I cannot too often repeat that, in the event of a fire, this Institution would be entirely dependent upon its own water works; and the thorough efficiency of all our appliances thus becomes a question of the most importance. A good hose reel filled with a reserve of one inch rubber hose would prove a valuable addition to our present equipment. To secure the utmost vigilance on the part of the night watchman, I require of him to strike every hour from ten o'clock p.m., to one o'clock a.m., on the tower bell; also, to record on Lefort's Patent Detector, the precise times at which he goes his rounds. This responsible post is filled by G. G. Lambden, whom I have to commend for his faithful services both as watchman and carpenter.

The storage of our fuel deserves attention. At present a very large quantity of the coal comes saturated with rain and snow to the great injury of the fuel. In these enlightened days few engineers or firemen will deliberately wet their coal to improve combustion, except when as wet their own jackets to promote animal warmth. The section of our coal shed that is now occupied as an ice-house ought to be restored to its original use, and the whole framework of the building strengthened by plank sheeting. A combined roof and ice-house is much required, and ought to be provided for.

The men employed in the boiler-rooms frequently complain of headache and other ailments arising apparently from insufficient ventilation. I would recommend that a galvanized iron pipe of twelve inches diameter, be carried from each of the basement boiler-rooms vertically upwards through the roof of the rear building. One of those ventilating shafts would pass through the laundry and the girls' dining-room,—the other, the kitchen and the boys' dining room; and by suitable valves would draw off the exhalations that are apt to stagnate in such places. The main smoke-stack has already so many openings that the draught is somewhat affected, and it would be far preferable on both this and other grounds to provide independent ventilating shafts in the manner just indicated.

An outbreak of scarlet fever among us last season very forcibly revived the question of providing for the sick, an isolated hospital, or at least detached hospital wards. Except in the case of one of my own children, the epidemic that passed over us was of a very mild type, but so large a number of pupils were more or less affected by it, it was found necessary to close the session earlier than usual. Under Dr. Corson's professional skill and the attention of careful nurses,—among whom Miss Hudson deserves especial mention,—none of the ill effects followed that often render scarlet fever more formidable in its results, than in its direct assault. Now that the attendance of pupils has become so large, the Institution ought, in my opinion, to enjoy the advantage of a daily visit from a staff physician. It is well known, that the vitality of the blind is much lower than that of the seeing. Even in Institutions like our own, where regular hours, open air exercise, and an abundance of wholesome food, insure to the blind inmates a far higher degree of health than they enjoy elsewhere, there is an evident deficiency in vitality as compared with seeing children similarly circumstanced. This important point has been elaborately investigated by Mr. E. B. Elliott, a Boston actuary, and from his tables recently published, I find that in 1,102 blind persons admitted to United States Asylums, the power to resist destructive influences was 10.3 less than that of the population of all England, and that the number of deaths is from 60 to 80 per cent. greater than the number required by the English life-tables. Principal Campbell—who

belongs to the class of whom he writes—discusses this question in the last edition of the *Encyclopædia Britannica*, and remarks that, if the basis of calculation were not confined to the fortunately-conditioned inmates of Institutions, but extended over the whole blind population, the average vital force would probably be found “*nearly one-fifth less than that of ordinary persons.*” Principal Campbell does not pursue this interesting question further, but, assuming the facts to be as represented, it is evident to my mind that we have here a vital law, the applications of which ought to determine for Institutions their sanitary, dietary, and general domestic engagements; and ought also to some extent to set the gauge of their expenditure, both as to amount and direction. For example, using the last result above stated, it follows that where *five* ordinary persons may, without detriment to health, occupy simultaneously the same class-room, or sitting-room, or dormitory, only *four* blind persons would be admissible. My own observations on the quality of the atmosphere, where our pupils have been for a short time assembled, would confirm the above theoretical result.

Additional Accommodation Needed.

The number of inmates now in this Institution has far outrun our estimated maximum accommodation, and the extension of our buildings cannot be deferred without injury to the present inmates, and without the greatest injustice to the large number of youthful blind who still remain neglected, and who, year by year, are growing up in a state of mental as well as physical paralysis. The observations contained in my last Annual Report, respecting the deplorable condition of uneducated blind, and respecting the urgent need of an enactment similar to the compulsory clauses of the Public School Act, have been greatly confirmed by the results of this year's official visitation of the Blind. The work so well done by the late officer, Mr. Brown, has been vigorously taken up, and carried forward by his successor, Mr. Walter Wickens, who has exhibited much tact and diligence in the execution of his mission. I have now recorded in my office the names and addresses of 280 blind minors residing in Ontario, and in the majority of cases I have collected information as to their mental, physical, and social condition. Our search for the blind will hereafter be much facilitated by the co-operation of the Educational Department, in the way that I suggested in my Report for 1874. As soon as ever the matter was brought under the notice of the Honourable the Minister of Education, he arranged to obtain from all future Annual Reports of Public School Trustees the names, ages, and particular addresses of those youth who, from either physical or mental infirmity, are debarred from the advantages of a Public School; thus in effect requiring of Public School Inspectors to account satisfactorily for the whole school population of their districts. As this machinery gets into full motion, it will turn out annually a complete and authoritative census, which will enable this and other special Institutions, to effectually use such power as the Legislature may intrust to them. Without, however, waiting for any complete census of the blind—which would involve a serious delay—it might be quite safely assumed, that with suitable legislation next session, an attendance of from 200 to 250 youthful blind can at once be had, and, concurrently with such legislation, adequate accommodation and educational equipment must, of course, be provided. The enactments now required should embrace these two essential points:—(1.) The training of the Blind ought to become compulsory, and attendance at this Institution ought to be enforced by statutory provisions similar to those in the Public School Law of this and other countries, and similar to the compulsory Act relating to the Blind of Pennsylvania. As is found in the administration of our Public School Act, the presence of such a provision on the Statute Book need only be hinted at, to bring neglectful parents to a recollection of their duties. Few indeed are so indifferent to public opinion as to desire an appearance before a magistrate on the charge of neglecting their own offspring. The age for Institution purposes ought to range between seven and *twenty-one*, as a considerable number of persons become blind after attaining twelve (the Public School limit), when their special tactile education has to begin, as though they had never been trained at all. In dealing with the great variety of cases that will come up for consideration, the Principal of the Institution will require considerable discretionary power. (2) The second requirement—without which the first would be utterly futile—is that a fund be provided for the clothing and travelling expenses of indigents. This fund might be raised by imposing on each county a small annual

pitiation allowance for each blind resident under twenty-one years of age, *whether in attendance at the Institution or not*, so that no motive might arise for the detention of the blind. Though the burden on each county would be utterly insignificant, the total fund would be considerable; and if any surplus should arise, it would most suitably be expended in giving our trained apprentices (female as well as male) a mechanical outfit which would relieve the municipalities of indigent adult blind, and thus refund, with large usury, to those corporations, their annual contribution to this Institution fund. These finished apprentices ought for some time after their discharge to be kept under a friendly surveillance, and periodically visited, with a view to removing, as far as possible, the special difficulties that arise from their sightless condition. The massing of adult blind at a central point, even though it be an industrial home, does not commend itself to my judgment; the experience of every such establishment is, that, as a combination, blind artisans are apt to do less for their own support than when dependent upon their own individual capital and skill; and every such workshop has a serious annual deficit. The distribution system here recommended is certainly more natural, it does not interfere with the family relation, and under judicious advice and encouragement the blind artisan will more probably develop the sterling qualities of self-reliance, industry, and thrift. The objections to *Asylums* for the Blind are still more cogent. If the institution system is made thoroughly effective, the class of persons requiring, or at all events deserving, asylum relief will speedily disappear, and there is immeasurably less objection to making a special but temporary provision for the present generation of aged and indigent blind than in committing ourselves to a permanent heavy outlay for Asylums which once opened could not readily be closed. The thorough, and if necessary enforced, training of our youthful blind constitutes the key of the whole position, and to their training, technical as well as literary, we ought to direct our most strenuous exertions. Their number and requirements are the factors to be considered in extending and outfitting our Institution. The details under these heads will more appropriately form the subject of a special Report.

Institution Visited—Improvements on Grounds.

Since writing my last Annual Report, not only has the Institution received the frequent and welcome visits of Mr. Inspector Langmuir—the great value of whose official connection with the Institution I thoroughly appreciate, but also, several members of the Government have, by their presence among us, greatly sustained and encouraged us in our work. His Honour, the Lieutenant-Governor, and the Hon. Provincial Secretary, officially visited the Institution and grounds. The Hon. Commissioner of Public Works, after a personal examination of the grounds and premises, approved of certain important expenditures that had formed the subject matter of your official recommendations. I was authorized to take measures for the security of the Institution terrace, and the building itself, against the floods of water that, at every shower, ploughed the sand into deep gorges, and threatened to sweep terrace, Institution and all into the valley beneath. I carried a carefully laid open brick drain along the row of the embankment to the distance of about 500 feet, drawing off the water at intervals by ducts leading to the low ground below. The embankment, which is no better than a ricksand, I bound together by a heavy dressing of swamp muck, that speedily became overgrown with coarse strong grass, finally, the terrace itself after being prepared with a surface of gassme, was protected from the local action of rain or melting snow by a deposit of gravel, which in places exceeds six inches in depth. The large mass of material required for this work, I drew from our lot on the Grand River.

Substantial progress has been made in the ornamentation of the grounds, though theiless and scorching summer has killed many of our trees. Enough, however, survive to give a great relief to the treeless waste that has hitherto surrounded the Institution. Notwithstanding the severe drought of the season, the cultivated grounds have, through the industry of the farmer, James Williams, and the gardener, Robert Ward, yielded an unusually good turn of vegetables and farm products, potatoes being the only crop that is noticeably efficient.

The difficulty connected with boiler drainage, has been satisfactorily disposed of by conducting it directly into the main-drain. External latrines on improved sanitary principles have been erected.

The question of sidewalk communication with Brantford is now happily disposed of.

I presented to the Brantford Town Council petitions signed by four hundred of the leading ratepayers, requesting that the Dumfries street walk be continued to the southern boundary of the Institution grounds. I am much indebted to the Mayor and Corporation of Brantford for their alacrity and public spirit in laying this extended sidewalk. At its termination our system of sidewalks, uniform in width, commences, and leads the visitor to the main door of the Institution. A six-foot plank walk has also been laid from the rear door of the west-wing to the workshop, and thence to the lower engine-house and spring. On the residents, and especially the blind residents of this Institution, no greater boon than these sidewalks could have been bestowed. The Hon. the Provincial Secretary made a second official visit to the Institution to obtain data for considering the enlargement of the premises.

The Hon. the Premier also found opportunity amid his incessant engagements to visit us, and spend some time in examining our improved educational appliances.

A few days ago, while engaged on the official visitation of the High and Public Schools of Brantford, the Hon. the Minister of Education kindly accepted an invitation to come up and see us at work. The various industries of the Institution were shown in actual operation in the Music Hall, and the Hon. Minister expressed himself greatly gratified at the new and somewhat startling applications of blind labour. He addressed to the pupils words of kind sympathy and encouragement.

Among other visits with which we were favoured, may be noticed those of the Grand Juries, who have commended us to the still further liberality of the Government; the visit of the Grand Division of the Sons of Temperance, headed by G. W. Ross, Esq., M.P.; finally the visit of the distinguished blind orator, the Rev. W. H. Milburn, to whose lecture, "What a Blind Man saw in England," our pupils were admitted through the great kindness of the Young Men's Christian Association, and who, on the following day, at my request, came up to the Institution, and, after minutely examining our work and appliances, addressed the pupils. Mr. Milburn, as one entitled to advise those who shared his own affliction, skillfully and tenderly swept the sympathetic chord; then rising into a strain of brilliant eloquence, he showed these unfortunate youths of what magnificent achievements the Blind are capable.

I have honour to be, Sir,

Your obedient Servant,

J. HOWARD HUNTER,
Principal.

REPORT OF THE PHYSICIAN OF THE ONTARIO INSTITUTION FOR THE EDUCATION OF THE BLIND.

J. W. LANGMUIR, ESQ.,
Inspector of Prisons, Asylums, &c., &c.

SIR,—In furnishing you with a general statement and facts respecting the Medical department of this Institution, I have, first of all, the satisfaction to observe that no deaths have taken place within its walls during the current year. It is my painful duty, however, to mention the death of the excellent teacher, Prof. T. M. Brown, which took place at his residence in the town on the first day of October, 1875. Of a naturally delicate constitution, with a frame still further enfeebled by excessive journeys on foot in the good cause of the Institution, he had the misfortune to contract a malignant form of Typhoid Fever, which, in a little more than a week terminated his useful life.

According to a suggestion made in my second annual report, new water closets, supplied with an efficient drain, were constructed last vacation under the personal supervision of the Principal, so that all sewerage waste is now discharged at a safe distance from the buildings. With this provision all danger of water contamination, or the admission of foul air into any apartment seems past, and we may congratulate ourselves on a thorough protection against Typhoid Fever, or other diseases depending upon a like specific blood poison. Indeed, it may be remarked that though Typhoid Fever is a constantly recurring

disease in the town, there has never been a single case in the Institution, a fact which attests favourably of its sanitary condition.

In the effort to keep out the cold during the winter months by sealing up the windows with storm sashes, it is to be feared that fresh air has been at the same time too much excluded, the effect of which has been that peculiar odour, so easily generated in public buildings of this nature. It shall be my duty in the future to insist upon what I have had much difficulty in enforcing in the past, viz., such a thorough ventilation as will ensure a constant supply of fresh air. With the increased number of pupils in residence, such a precaution becomes imperative. I may here also remark that the recent accessions to our number will necessitate very considerable additions to the present buildings in order to meet the prospective needs for accommodation, for by the timely erection of such additions will the evil and danger of overcrowding, which now threaten us, be effectually prevented.

During the month of March last, a child of the Principal and one of the pupils were simultaneously attacked with scarlet fever in rather severe form, though ending in protracted recovery. After the lapse of two weeks, other pupils were down with the same disease, and after a few weeks more there was a third group, until the whole number was swelled to eleven cases, all of which passed through the disease safely. Upon inquiry, it was found that only a small proportion of the pupils had ever been the subjects of scarlet fever, and there was therefore every probability that the number of cases after each period of incubation would be repeated in something like arithmetical progression, until the outbreak should become general. Under these circumstances, it was deemed prudent by the Government to close the Institution for the balance of the term. In this epidemic, we sadly felt the need of a separate building for hospital purposes to enable us to isolate the disease and thus prevent, if possible, its further spread.

Quite a number of pupils with eyes so diseased as to result in partial or complete loss of vision, come to the Institution every year for the purpose of receiving medical treatment, in the hope of having the sight restored, fully ten per cent in the now opening session belonging to this class. Though such an object was never contemplated by the Government, yet you will readily grant it will be only an act of humanity to give them the benefit of such special treatment, and our success in this direction is an encouragement to bestow such attention upon these unfortunate ones as time will permit. I cannot close without acknowledging the faithful services of the nurse, Miss Christie, whose kindness and attention to those under her care have been unceasing.

The subjoined Table will show at a glance the class of diseases for which we have been called to prescribe, though there have been many less serious ailments not here set down:—

Abscess, mammary	-	-	-	1	Epilepsy	-	-	-	-	2
Adenitis	-	-	-	1	Febricula	-	-	-	-	7
Acne, simplex	-	-	-	1	Furunculus	-	-	-	-	1
Ameorrhœa	-	-	-	1	Gastric derangement	-	-	-	-	1
Anæmia	-	-	-	1	Granular lids	-	-	-	-	6
Bronchitis	-	-	-	8	Indigestion	-	-	-	-	6
Bronchocele	-	-	-	3	Lepa	-	-	-	-	1
Cataract (operation)	-	-	-	2	Neuralgia	-	-	-	-	2
Cephalgia	-	-	-	6	Neuritis, optic	-	-	-	-	-
Colic	-	-	-	1	Odontalgia	-	-	-	-	13
Cold, common	-	-	-	20	Pleuritis, acute	-	-	-	-	1
Catarrh, naso-pharyngeal	-	-	-	3	Pneumonia	-	-	-	-	1
Cerumen, impacted	-	-	-	1	Retroversio uteri	-	-	-	-	-
Diarrhœa	-	-	-	7	Scarlatina anginosa	-	-	-	-	11
“ chronic	-	-	-	1	Trechiasis, operation	-	-	-	-	2
Debility	-	-	-	1	Tonsillitis	-	-	-	-	1
Dentition	-	-	-	1	Rheumatism, chronic	-	-	-	-	2
Dyspepsia	-	-	-	1	Ulcer, soft palate	-	-	-	-	1
Eczema	-	-	-	2						

I have been asked by the Principal if I were favourable to a law compelling attendance at this Institution of all the blind of suitable age within the Province. In my estimation

such legislation would be most wise, as great injustice is done to blind children by parents who, from mistaken ideas of kindness, allow their children to remain at home, only to sink into a mental as well as physical degeneracy, which falls little short of helpless idiocy.

I have the honour to be, Sir,

Your obedient servant,

WILLIAM C. CORSON, M.D.

REPORT OF THE WARDEN
OF THE
CENTRAL PRISON OF ONTARIO.

WARDEN'S OFFICE, CENTRAL PRISON OF ONTARIO,
TORONTO, October 9th, 1876.

*To the Inspector of Prisons, &c.,
Ontario.*

SIR,—In accordance with the Rules and Regulations of the Central Prison, I have the honour to transmit to you my Annual Report up to the 30th September instant, with the accompanying annual returns.

Referring to the operations of the Central Prison, I desire to state that the "Canada Car and Manufacturing Company" resumed work in the month of November last. Few prisoners were employed by the Company at the commencement, but the number gradually increased to 127. One hundred more prisoners were tendered on the 1st of August, in accordance with the terms of the contract, but none of these were accepted, the Company pleading that, pending the completion of their additional buildings and machinery, they had no work for them. Since then there has been erected by prison labour, for the use of the Company, a drying kiln capable of containing between sixty and seventy thousand feet of lumber, with a large room on the second story, which is intended to be utilized as a workshop for the Prison tailors, shoemakers, and menders—an apartment which hitherto has been much needed, as in its absence I have been obliged to set apart portions of the dining-hall for these several occupations.

The construction of railway cars was abandoned by the Company upon the introduction by them of new work, which consists in the manufacture of wooden work, brooms, brushes, &c. The building formerly used as a serap shop is being reconstructed by them into a machine shop. This, together with other additions which the Company deem it advisable to carry out in order to prosecute their works with success, will, I am in hopes, enable them in a short time to utilize the labour of 260 prisoners.

The Company employing 127 prisoners, left me a considerable surplus, who were kept at hard labour since December last, in breaking stones, and constructing roads within the prison walls, deducting those employed in domestic labour, such as corridor men, tailors, shoemakers, menders and convalescents. Contracts were entered into with parties in the city for breaking 2000 toise of field stone at \$3 per toise the stone being furnished by the contractors. The quantity of stone broken to the 30th September, has been upwards of 1,340 toise. A larger quantity might have been accomplished, but it must be borne in mind, that the quality of stone is what is termed field stone—large boulders, necessitating severer labour in breaking than the ordinary lime or quarry stone, formerly used in Macadamizing streets.

The conduct of the prisoners, with but few exceptions, has been good. In the prosecution of their respective tasks, they have worked with diligence. I have frequently questioned the Superintendent and Foreman, as to their opinion of the work performed by the prisoners in their respective departments, and have met with the most satisfactory replies, some of the Foremen remarking that free labour men could not do better. While upon this subject I wish to draw your attention to a matter which was brought up before me some months ago, though not officially. Objections were raised to prisoners being

sent direct from punishment to work on the contracts, and suggesting that they should receive from twelve to fourteen hours respite. I had no recollection of such a regulation in the States Prisons when I visited them in 1873. On the contrary, I saw prisoners taken out of irons and sent directly to work. Anticipating the question would arise, I communicated with the Wardens of several prisons in the States, requesting them to furnish me with their regulations on the case. In reply, I received the information that, except when in the opinion of the medical officer the prisoner is unfit for work, they are taken from punishment and put directly to daily labour.

The following are a few extracts received by me on this subject :—

Michigan State Prison states.—“When a prisoner is released from a dark cell in irons, if the punishment has been but *three or four days*, he is sent into the shop at once; if longer, and, in the opinion of the Physician, the prisoner is too much weakened to do a day's work on the contract, he is put on half duty, or excused from work, as the case may demand.”

Illinois State Prison states.—“When a prisoner comes out of punishment he goes right to work, if released in the morning; or sent to work the next morning, if released in the evening, whether he has been in irons or not, and is compelled to do his best.”

Ohio State Prison states.—“After a prisoner is punished in irons in a dark cell, he is taken from the cell in the usual way and put to work on the contract without any respite at all. We think it none of the contractor's business whether or how the men are punished.”

I have other communications corroborative of the above, as the regulation in other Penal Institutions.

In reporting upon the sanitary condition of the prisoners, I have to state, that up to the month of April last the health of the prisoners was excellent; in fact, I believe that no Prison containing the same number of prisoners could have boasted of such complete immunity from sickness. But in the month of April, Typhoid Fever made its appearance, rapidly spread, and *being without any Hospital accommodation* I was compelled to utilise the Chapel for the purpose. Upwards of thirty-six prisoners were attacked, two of whom died. I can form no opinion as to the origin of its introduction into the Prison, the building being situated in a remarkably healthy locality, everything kept scrupulously clean, and ventilation very good. It might have originated from a prisoner who had been transferred a short time before the disease appeared, and who appeared weak and debilitated from attacks of Typhoid, which he stated he had been suffering from, previous to his transfer to the Central Prison. This, however, I cannot vouch for. An opinion was advanced that the use of wooden buckets by the prisoners was the cause of the outbreak of Typhoid Fever, and dissenting from this I communicated with some of the States Prison Surgeons requesting that they would furnish me with their opinions as to the wooden bucket system, from their own professional knowledge and experience in the Penitentiaries to which they were attached.

The following are some extracts verbatim from letters received by me upon the subject :—

Illinois State Penitentiary remarks, after stating that it can be safely said that it is impossible for the wooden buckets, however illy cleaned, to cause the disease :—

“In this Institution there are about 1,500 convicts; owing to the crowded condition of the Prison, two men occupy each cell, with *one wooden bucket in common*, the daily sick average three to four in hospital, two to three in sick cells, and perhaps 20 reporting themselves as sick for trifling reasons, but able to work; thus the health of the prisoners in the Institution is extraordinary good.” The medical officer further states: “That he has been Surgeon of the Illinois State Prison for three years, and Consulting Physician six years, and that during that entire period he had not met with a single case of typhoid fever in the Prison.”

The Albany Penitentiary states :—“The wooden bucket system is the system of the States' Prisons, and after much experience and consideration, the opinion has been arrived at that it is the best system that can be made use of in these Institutions. Cleanliness

must be preserved, and can be more completely so with this system than with any other. The Albany Penitentiary has been quite free from typhoid fever for the last seven years, with the exception of four cases occurring about the same time, all of which came from the upper tier of cells, and was attributable to the want of proper ventilation. No sickness of any kind has been traced to the use of the wooden buckets, and there is no possibility of their being instrumental in propagating disease."

Letters from other Prisons have been received, supporting the views above expressed.

I trust you will call the attention of the Government to the subject of my letter to you, dated the 10th of August last, as the absence of the necessary water power within the Prison premises in case of fire,—surrounded as the buildings are with such inflammable material—is a matter for serious reflection.

There has been one escape from the Central Prison since the month of June, 1875. This occurred on the 27th of April last. A prisoner named George Barber effected his escape by getting out of the window of the apartment used as a surgery. The window is close to, and nearly on a level with, the roof of the north corridor, he then proceeded along the eaves-trough and descended, by means of a ladder that was in use by men employed in repairing the slates of the roof. The prisoner had been employed as Hospital orderly since the previous September, and had rendered excellent service in attending the sick and in the performance of duty connected with the Medical Department. He would have received his discharge in a few days.

I have also to report a daring attempt at escape which took place on the sixth of last August. At 12 o'clock noon on the prisoners falling in at the dinner hour, two of them named Bourke and Reynolds who had been transferred from St. Catharines, seized a ladder in use by the Car Company, in the broom manufacturing departments, and ran towards the centre gate, leading into the lumber yard, bringing down upon them the fire of the north-west and south-west Tower Guards, which did not take effect. Not heeding this, they scaled the wall, which at this spot is about 16 feet high, and having once got into the lumber yard, were lost to view until they appeared topping the lumber yard fence, when the guards again fired at them but without effect. The chief guard (Mr. Stedman) and myself went in pursuit, and after a run of about three quarters of a mile they were recaptured by the chief guard (who had the legs of me; the thermometer being 96 degrees in the shade at the time), and brought back to the prison within seventy minutes from the time they scaled the walls. This lumber yard, which adjoins the western wall of the Prison, is a constant source of anxiety to me, as a beacon towards escape, upon which the eyes and thoughts of every prisoner is directed; and in accordance with the authority received from the Department of the Prison Inspector, I am erecting a tower on the western side of the lumber yard, which is to be occupied by an armed guard. This I hope will effectually put a stop to attempts at escape, and I earnestly request that the Government will sanction the addition to the Central Prison staff, of another "guard," as the proper security of the prisoners imperatively demands it.

I experience a good deal of inconvenience from the copies of sentences of prisoners not being regularly furnished me by the Sheriffs in accordance with section 21 of the Central Prison Act, and very many of them are improperly certified to. I would suggest that the Prison Bailiff be ordered to bring with each prisoner the copy of his sentence, and that no prisoner should be received by him for conveyance to the Central Prison without a copy of the sentence being delivered to the Bailiff at the time.

The average cost of subsistence per prisoner has been during the past year about 11 $\frac{2}{3}$ cts., and the average cost of the Guards' messing, 30 $\frac{4}{100}$ cts.

The Engineer being an official whose services are in constant requisition, it would be an advantage if a house could be built for him in the Prison grounds. Stabling is also much required. In conclusion I cannot refrain from bringing under your notice, for the favourable consideration of the Government, the valuable services rendered to the Government, and to myself as Warden of the Prison, by Mr. Richard Stedman, who has been officiating as Chief Guard since the beginning of March last. His services have been of the greatest assistance to me since the opening of the Prison, in strict supervision of the Prison discipline, and in the enforcement of orders that I have found it necessary to issue from time to time to get an establishment like this in proper working order; indeed, had it not been for the

trustworthiness and energy in the discharge of the onerous duties of his office, I should have experienced serious trouble in the organization and management of the Prison.

I have also to refer to the efficient services of Guard "Edwin Newton," who has been officiating as Deputy Chief Guard since the beginning of March last.

I have the honour to be, Sir,

Your obedient servant,

WILLIAM STRATTON PRINCE,
Warden.

Table showing movements of Prisoners during the year.

Number of Prisoners on 1st October, 1875.....		0	6
“ “ since received	637		
“ “ re-transferred from Lunatic Asylums	1		
“ “ recaptured	1		
“ “ re-transferred from other Gaols	4	643	
			849
Number of Prisoners discharged on expiration of sentence.....	450		
“ “ “ remission of sentence	9		
“ “ “ payment of fines	33		
“ “ escaped	1		
“ “ re-transferred to Gaols.....	9		
“ “ “ Lunatic Asylums	1		
“ “ died.....	4	507	
Number of Prisoners remaining on 30th September, 1876.....			342

Prison Labour Distribution.

Canada Car Company	124	124
Stone Breaking	80	
Sledging	8	
Wheeling	8	
Shovelling	14	
Making Hammer Handles	1	
Mending Wheel Barrows	1	112
Road-making, Draining, Improving Grounds, Laying Track Tower	6	
Clerks	2	
Barbers	1	
Corridor Men and Dining Hall	17	
Gatekeepers	3	
Carpenters	2	
Blacksmiths	2	
Tinsmiths	1	
Bricklayers	2	
Painters	2	
Tailors	4	
Shoemakers	5	
Mending Clothes	3	
Whitewashers	2	

Hospital Orderly, sick in Hospital Chapel	5
Washing	5
Buckets	2
Cooks	6
Bakery	2
Firemen	2
Convalescent and sick in cells	4
Runners	8
Guard Room	3
Binding Library Books	1
Farm	2
Scrubbing Guard Room	2
Lost time in Prisoners for Discharge	3
New admissions	9
	<hr/>
	106
Total	<hr/> 342

Nationalities.

England	112
Ireland	115
Scotland	23
Canada	307
United States	64
Germany	6
Sweden	2
Norway	1
France	1
Spain	1
West Indies	1
Belgium or Holland	2
Isle of Man	1
Indian	1
	<hr/>
	637

Religions.

Episcopalians	230
Roman Catholics	222
Wesleyans	22
Presbyterians	54
Baptists	17
Lutherans	1
No Religion	13
Methodists	75
Hebrew	3
	<hr/>
	637

Social Condition.

Married	170
Single	467
	<hr/>
	637

Temperate or Intemperate.

Temperate	196
Intemperate	441
	<hr/>
	637

Education.

Superior	5
Read and write	438
Imperfect	15
Read only	55
None	121
Good	3
	<hr/>
	637

Ages.

Under 18.....	24
From 18 to 20	92
“ 20 “ 30.....	268
“ 30 “ 40	132
“ 40 “ 50.....	73
“ 50 “ 60.....	38
“ 60 “ 70.....	10
	<hr/>
	637

Sentences.

1 months	3
2 “	52
3 “	70
4 “	65
5 “	6
6 “	186
7 “	1
8 “	4
9 “	20
10 “	6
11 “	2
12 “	94
13 “	1
15 “	7
18 “	17
21 “	1
22 “	1
23 “	8
2 years	8
248 days	1
160 “	1
100 “	12
90 “	12
76 “	1
70 “	1
65 “	1
60 “	18
55 “	1
50 “	1
40 “	5
30 “	13
20 “	2
	<hr/>
	637

Counties.

Brant.....	14
Bruce.....	2
Carleton.....	12
Elgin.....	9
Essex.....	17
Frontenac.....	11
Grey.....	2
Haldimand.....	6
Hastings.....	10
Huron.....	14
Kent.....	16
Lambton.....	4
Lennox.....	2
Leeds.....	25
Lincoln.....	12
Lanark.....	5
Middlesex.....	67
Norfolk.....	9
Northumberland.....	25
Oxford.....	8
Ontario.....	30
Peterborough.....	3
Prescott.....	1
Peel.....	2
Parry Sound.....	1
Perth.....	6
Stormont.....	14
Simcoe.....	5
Wellington.....	5
Welland.....	9
Waterloo.....	8
Wentworth.....	119
York.....	164
	<hr/>
	637

Offences.

Assault.....	73
Assault with intent to rape.....	13
Burglary.....	10
Burglars' tools.....	2
Breaking windows.....	1
Breaking Gaol.....	2
Cattle stealing.....	1
Embezzlement.....	2
Frequenting houses of ill-fame.....	2
False Pretences.....	17
Forgery.....	8
Fraud.....	1
Gambling.....	1
House breaking.....	7
Horse stealing.....	9
Insulting language.....	3
Keeping houses of ill-fame.....	1
Larceny.....	258

Maleicious injury to property	1
Obscene language	2
Perjury	1
Receiving stolen goods	14
Robbery	3
Sodomy	3
Selling liquor to Indians	2
Shooting with Intent	2
Sheep stealing	2
Shop breaking.	1
Vagrancy, drunkenness, loitering, and disorderly	180
Wounding	14
Wounding, dog	1
Wilful damage	2
	637

Occupation.

Architect.....	1
Bakers.....	5
Barbers.....	6
Basket-maker.....	1
Blacksmiths.....	11
Brushmaker.....	1
Bricklayers.....	4
Butchers.....	15
Brakesmen.....	2
Boiler Makers.....	8
Brickmakers.....	2
Broom-maker.....	1
Boat-builder.....	1
Bookbinders.....	3
Carpenters.....	28
Clerks.....	16
Cooks.....	5
Chair-makers.....	2
Chemist.....	1
Coopers.....	6
Currier.....	1
Cabinet makers.....	4
Cigar-makers.....	6
Dyer.....	1
Engineer.....	1
Farmers.....	15
Firemen.....	3
Grooms.....	1
Gardeners.....	1
Harness Makers.....	3
Hatter.....	1
Jockey.....	1
Locksmiths.....	2
Labourers.....	316
Musician.....	1
Moulders.....	12
Machinists.....	9
Miners.....	3
Merchants.....	3

Miller.. .. .	1
No Trade.....	3
Printers.....	5
Peddlers	5
Painters	26
Plumbers.....	7
Proof-reader.....	1
Pattern Maker.....	1
Photographer	1
Sailors	23
Shoemakers.....	18
Spinner	1
Ship Carpenter.....	1
Salesman.....	1
Stone Masons.....	7
Steam Fitter.....	1
Tailors.....	10
Teacher.....	1
Tobacconist.....	1
Tinsmiths.....	5
Traveller.....	1
Upholsterer.....	1
Varnishers.....	3
Weavers.....	2
Waiters.....	2
Watchmakers.....	3
Waggonmaker.....	1
Wood Turner.....	1

637

DAYS.	BREAKFAST.							DINNER.						SUPPER.			REMARKS.		
	Bread.	Coffee.	Oatmeal.	Meat.	Molasses.	Oatmeal.	Rice.	Sugar.	Vegetables.	Bread.	Bones.	Barley.	Meat.	Peas.	Vegetables.	Bread.		Sugar.	Tea.
	oz.	oz.	oz.	oz.	oz.	oz.	oz.	oz.	oz.	oz.	oz.	oz.	oz.	oz.	oz.	oz.	oz.	oz.	
Sunday	4½		4	8	2	4	8		8	9	9	12	12	12	12	12			1. Coffee, 1 pint
Monday	9		4	8	2	4	8		8	9	9	12	12	12	12	12			2. Porridge
Tuesday	9		4	8	2	4	8		8	9	9	12	12	12	12	12			3. Stew
Wednesday	9		4	8	2	4	8		8	9	9	12	12	12	12	12			4. Porridge
Thursday	9		4	8	2	4	8		8	9	9	12	12	12	12	12			5. Boiled rice
Friday	9		4	8	2	4	8		8	9	9	12	12	12	12	12			6. Vegetable soup
Saturday	9		4	8	2	4	8		8	9	9	12	12	12	12	12			7. Pea soup
15 Sunday	4½		4	8	2	4	8		8	9	9	12	12	12	12	12			8. Stew
16 Monday	9		4	8	2	4	8		8	9	9	12	12	12	12	12			9. Tea, 1 pint
17 Tuesday	9		4	8	2	4	8		8	9	9	12	12	12	12	12			10. Sweetening for porridge and rice
18 Wednesday	9		4	8	2	4	8		8	9	9	12	12	12	12	12			
19 Thursday	9		4	8	2	4	8		8	9	9	12	12	12	12	12			
20 Friday	9		4	8	2	4	8		8	9	9	12	12	12	12	12			
21 Saturday	9		4	8	2	4	8		8	9	9	12	12	12	12	12			
					10	4	5	1	3	6 & 7	6	8	8	7	6 & 8			9	

 REPORT OF THE SURGEON OF THE CENTRAL PRISON.

JOHN W. LANGMUIR, ESQ.,
Inspector of Prisons, Asylums, &c.,

SIR,—The report of the Surgeon for the Central Prison for the year ending 30th Sept., 1876, respectfully represents that the health of the prisoners during this period was not as uniformly good as in the preceding year.

In early spring inflammations of the throat and allied affections largely prevailed, due, in part at least, to the fact that on one or two occasions, the men were unfortunately kept at work in the rain until they were drenched, and that without dry clothing wherewith to change; the Warden ascertaining this, prevented a repetition of the occurrence. At a little later period Typhoid Fever broke out; and 31 cases were admitted into hospital, 16 of them within one month.

As to the cause—there were numerous sources of blood contamination which would have the way for, or produce, the disease:—1st, The water supply—which is not the city one—was not above suspicion, as on examination it was ascertained that dead horses, dead dogs, and butchers' offal were dumped into the lake near the supply pipe, or thrown on the shore to putrify and be washed down by the rains. Now that the city is about to have pure water, the Prison also should be supplied with the same. 2nd, The overflow pipes from the tanks whence the prisoners derived their drinking-water were untrapped, thus allowing sewer-gas to form an atmosphere over the water and be absorbed thereby. 3rd, The soil-pipe from the closet into which all the night-buckets were emptied, though pressed all right, was not trapped. 4th, The main sewer was out of order. 5th, The situation of the closet above, the only one for the prisoners, is most objectionable, being close to the windows of the south corridor; and while the buckets are being emptied, the trench is often blown directly into the building and cells of the prisoners. 6th, There is no building into which to place the buckets: and all the day upwards of three hundred (300) of these vessels stand out in the air and sun near the closet, more or less fouling the surrounding atmosphere. 7th, A part of the closet building is appropriated for storing the clothing belonging to the prisoners, and, notwithstanding its ventilation, the odour herefrom has sometimes occasioned vomiting to those entering. At one time the wind would carry the foul air from these clothes, this closet, and these buckets into the corridor and throughout the entire building, or, moving in an opposite direction, it would convey the effluvia to the gangs breaking stones in that vicinity; and these gangs contributed nearly all the fever cases. 8th, The Chapel is used as a Hospital. There is no water-closet in it, and all the evacuations of the sick—rich in poisonous germs—have to be carried down two flights of stairs, through the building, to reach the outside closet. It will be impossible to prevent Diarrhœa, Dysentery, Typhoid Fever, &c., from occurring, unless the outside closet and clothes-room are removed far away from the main building, a suitable room provided for the buckets by day, and a properly furnished Hospital erected. The loss of service to the country from sickness and death, and the additional expense in caring for the sick, would more than cover the interest of the money expended for the needful improvements.

Ultimately the kitchen will have to be removed. In summer the heat in it is almost intolerable, and unquestionably injurious to those working there. It is hoped that when the improvements above indicated are carried out, the erection of a stable will not be omitted.

Several insane were admitted during the year, and it is very likely that many of the prisoners will end their days in Asylums sent there by their own self-pollution.

There were, during the year, four deaths: Newman, after long sickness, from tubercular peritonitis; Comb, after forty-two days, from pleuro-pneumonia, caused by cold; Perkins and Patterson, from typhoid fever.

Two years ago it was reported to you that the dark cells were unhealthy; no change in them has been made.

The following table shows the number of applications at the Prison Surgery for treatment during the year:—

Abscess.....	41	Inflammation of throat	40
Ague	46	" Of other parts	36
Asthma	6	Influenza.....	23
Constipation	203	Indigestions.....	37
Contusions.....	57	Irritability of bladder.....	7
Cramps (abdominal).....	43	Insanity	5
Coughs and colds.....	205	Lumbago.....	26
Consumption.....	1	Malingering.....	6
Carbuncle.....	2	Nervousness.....	25
Diarrhœa.....	134	Neuralgias, (various)	191
Debility.....	68	Otitis.....	9
Dysentery.....	67	Orchitis.....	19
Delirium Tremens (4 cases).....	5	Paralysis (partial).....	3
Deafness.....	7	Pediculi.....	5
Eruptions (cutaneous).....	27	Ringworm	6
Epilepsy.....	13	Rheumatism.....	23
Erysipelas	1	Spermatorrhœa	5
Fever.....	54	Scabies.....	3
Fistula in ano.....	5	Syncope.....	2
Fracture of Patella.....	1	Shingles.....	3
Fracture of Ribs (2 cases).....	2	Sleeplessness.....	12
Frost-bite.....	12	Sycosis Menti.....	9
Goitre.....	4	Structure of Urethra.....	40
Hernia	24	Strangury.....	3
Hemorrhoids.....	17	Sprains.....	13
Hemorrhage, (gastric).....	4	Teeth, carious extracted.....	36
Hemorrhage, (nasal).....	3	Trichiasis.....	2
<i>Inflammations</i> —		Tumor, cutaneous removed.....	1
" Bronchial	10	Ulcers	19
" Of bowels.....	1	Veneral diseases.....	108
" Of eye	14	Vomiting	9
" Of pleura	20	Wounds, general.....	23
" Of pleura and lung..	1	Wounds of cornea.....	4
" Of glands.....	10	Wens in scalp removed.....	3

I have the honour to be, Sir,

Your obedient servant,

W. T. AIKINS,
Surgeon.

REPORT OF THE WARDEN
OF THE
PROVINCIAL REFORMATORY,
PENETANGUISHENE.

PENETANGUISHENE, 8th Dec., 1876.

W. LANGMUIR, ESQ.,
Inspector of Asylums, Ontario.

SIR,—I have the honour to submit for the information of His Excellency the Lieutenant Governor in Council, the following Report for 1876, of the Provincial Juvenile Reformatory :—

At expiration of past year there were juvenile convicts]	173	
Admitted during year	45	
	—	218
Discharged according to sentence.....	28	
Reprieved.....	6	
Eloped	1	
Died	1	
	—	36
Remaining 30th September, 1876.....		182

Religion.

Church of England	66	
Roman Catholics	61	
Methodists	24	
Presbyterians	21	
Lutherans	1	
Baptists.....	9	
	—	182

Nativity.

Canada West	118	
Canada East.....	10	
England	20	
Ireland	6	
Scotland	5	
United States	18	
Halifax	1	
Newfoundland	1	
Guernsey	1	
Germany	1	
France	1	
	—	182

Ages when Committed.

1 at 7	2 at 8	6 at 9	6 at 10
16 at 11	25 at 12	31 at 13	29 at 14
33 at 15	16 at 16	5 at 17	2 at 18

— 182

Showing in what manner offenders were employed :

Cigar Shop	-	-	-	-	-	-	-	-	-	73
Cooper Shop	-	-	-	-	-	-	-	-	-	7
Carpenter Shop	-	-	-	-	-	-	-	-	-	8
Shoe Shop	-	-	-	-	-	-	-	-	-	11
Tailor Shop	-	-	-	-	-	-	-	-	-	15
Farm and Garden	-	-	-	-	-	-	-	-	-	13
Cook-house and other domestic offices	-	-	-	-	-	-	-	-	-	14
Cleaning Wings, &c.	-	-	-	-	-	-	-	-	-	17
Sawing wood, &c.	-	-	-	-	-	-	-	-	-	22
Gate-house	-	-	-	-	-	-	-	-	-	1
Warden's Dwelling	-	-	-	-	-	-	-	-	-	1

— 182

General Remarks.

From year to year, since the inauguration of this Institution, it has been my pleasing duty to report favourably of the general good conduct of the boys under my charge, and in no year have they conducted themselves more to my satisfaction than in the present, which induces me to trust that, when their time comes to go abroad again, they may follow in the footsteps of hundreds of their predecessors, who, having left the Institution, are now living as industrious and useful members of Society.

I have to report the escape of one prisoner, an American vagrant, about nineteen years of age, who, in the year previously, was sentenced to two years' imprisonment in the Reformatory. Although the Act specifically directs, that boys sent to this Institution must be under sixteen years of age, it is much to be regretted, that this clause of the Act cannot be strictly adhered to, as young men of his class, when sentenced to the Reformatory, are likely to set a bad example, and work material injury amongst the younger inmates. On two occasions I reported this young man as incorrigible, and recommended his removal to the Central Prison.

The Inspector on every occasion willingly adopts my recommendation in such matters, and I have no doubt that my suggestion in this boy's case, would have been acted upon, but there is some difficulty as to the law which prevented its accomplishment, and which I hope may be represented to, and corrected by, the Legislature, as a subject of no small importance to the well-being of this establishment.

The Honourable the Provincial Secretary, accompanied by the Inspector of Prisons, officially visited this Institution during last May; the recommendations then made, respecting the change in school hours, have been acted on, and I feel confident that the schoolmasters are using every endeavour to make the lengthened period recommended, useful to the boys. I, at the same time, respectfully bear witness to the regular attendance and proficiency attained for the short term of study heretofore afforded to them, and believe, in their general attainments, the boys would compare favourably with the same number in the common schools of the country.

The Institution was also honoured with a visit in August, from His Excellency the Lieutenant Governor, the Honourable the Premier, and the Honourable the Commissioner of the Board of Works, accompanied by the Inspector of Prisons, and although they arrived late in the evening, when I received the order that all the boys should be forthwith mustered they fell into line as regularly as a company of soldiers; and I may here remark, that I had them regularly drilled some few years ago, but being disappointed in obtaining instruments for a band, the enthusiasm died out; yet some are of opinion that the practice would have been useful, and a source of much innocent enjoyment to the boys.

It has frequently arisen in my mind, how little heretofore has been the interest manifested by the members of the Legislature, as regards this Institution, yet it appears to me that its importance is second to none of the Public Institutions of the country, as in the training that youthful criminals receive here, must in a great measure, if not altogether, depend the future welfare of the youths themselves, and to the extent of their reform, the relief of the country from the many evil results of crime in its midst, as well as the economy arising from a well ordered community, as compared with a criminal one. How far it may be agreeable to the Legislature to cause an official visit, of two or three of its members, during the approaching Session, from each side of the Speaker's chair, to this Institution, I am unable to surmise, but I am satisfied it would have a most happy influence on the youths of the Reformatory, to feel that their moral improvement and material condition was matter of such importance to the Legislature of the country, and I can safely say, that the late visit of His Excellency, and the other High Officials with him, has been taken by all the members of the Institution, officers and boys, as the highest honour, and the evincement of so kindly an interest in the welfare of the poor youths will have a most beneficial effect as tending to inspire them with self-respect, and an emulation to deserve by their conduct the esteem of those who hold the highest position amongst their fellow citizens.

Having for a long time been desirous of the opportunity of comparing the system and management of other similar Institutions with this, under the kind permission of the Honourable Provincial Secretary, I visited the Quebec Reformatory, under the supervision of the Christian Brothers, which is conducted much in the same way as this; subsequently, I went to New York, and was conducted through the Catholic Protectory in that city, an Institution to provide for the education and support of idle, truant and vagrant children, from seven to fourteen years of age. It is an admirable Institution, where hundreds of the street Arabs of New York find a shelter, are maintained, educated and taught a trade, and are thus afforded the opportunity of returning to the world and acting the part of good and industrious citizens. I also visited the New York Juvenile Asylum, a valuable Institution, where truant and disobedient children of both sexes are received, but as none of those charitable Institutions were analogous in their working to this Reformatory, I proceeded to the City of Rochester. There I found the House of Refuge, an Institution precisely similar in its objects to this. The Superintendent kindly accompanied me through the Institution, and by his intelligent assistance I possessed myself of its salient features and management. Boys are received into the House of Refuge between the ages of seven and sixteen and are detained until they reach their twenty-first year, unless good conduct entitles them to an earlier discharge. The greater proportion of the inmates have been convicted of petty larceny, some there are, however, who have been convicted of graver offences. The outer walls of the building are stone, and enclose an area of six acres, they are eighteen feet high in front and twenty-two feet in the rear, four feet six inches thick at the bottom and twenty inches at the top, perpendicular on the inside, but buttressed on the outer face. The dormitories are large, and are erected on long corridors, with tiers of cells 560 in all, well built, and heated by steam, and furnished with iron bedsteads; each door has a strong iron hasp, with a padlock. The boys are locked in during the night; they are regularly drilled; have a very fine band, and are marched to the dining-room at the sound of the drum at all meals.

I was much gratified to find that the rules and regulations in this Model Reformatory are almost identical with the rules and regulations adopted by me, and acted upon during the past eighteen years. I was also much gratified in the discovery that the correspondence which passed between Mr. Purell, one of the Directors, and myself, had produced very favourable results as regarded the Catholic boys, who number about one-fifth of the inmates, they are now (which was not formerly the case) instructed in their religious duties by a clergyman of their own persuasion, a Catholic as well as a Protestant Chaplain having been appointed, and the adoption of this system of equal justice in religious matters has established a general confidence in the Institution among all classes of the community.

In this Reformatory there are Protestants of more than one denomination; the Presbyterians number twenty-one. A very worthy clergyman drives every Thursday nine miles to give religious instruction to those youths; he is chiefly supported here by the Presbyterian officers of the Institution. During the period when I considered it as part of my duty, to exercise a discretionary power in such a contingency, I paid this gentleman's predecessor a

small amount. At present the use of that discretion is in other hands, and I regret that my recommendation of the payment of the very small sum of fifty dollars for his useful services has been disallowed; yet I still very respectfully recommend a reconsideration of the subject, and hope that a payment, which I consider a very small acknowledgment for such services, will not ultimately be refused, and which, as Warden, I recommend as a matter of justice to a clergyman performing onerous duties. It is a small amount, and its payment begets a confidence in the community at large, that no denomination is unduly neglected.

With much satisfaction I refer to my last year's report, giving conclusive evidence that of the 565 boys discharged, 29 only have relapsed, and it is beyond cavil, doubt, or controversy, that 536 are leading as good lives as their neighbours, and since their discharge have been no burthen on the country, such and so great have been the benefits of this Reformatory. Wherever I go I am certain to be accosted by some of my boys. Even in the City of Montreal I met one in St. James Street, well dressed and respectable. A few days ago in the village another very fine young fellow saluted me, who, with his brother, served a term here; both are now doing well. Without difficulty I could muster 50 in the City of Toronto, following various trades and occupations, whose names do not appear, nor have they appeared, at the Police Court; and in proportion the same number can be found in all the cities, towns, and country parts in Ontario.

I have no personal object to subservise by lauding the results of the training in this Institution, but when I can do so in the most irrefragable testimony (*vide* my last year's Report) it must be gratifying to the Government I serve, as well as to the tax-payers of Ontario, to be made aware they receive compound interest for their money. I am as satisfied, as I now write, that at the very least eighty-five per cent. of the boys discharged, now numbering six hundred and sixty-eight, that five hundred and sixty-eight are leading honest and industrious lives. It would be very difficult to say what the fate of so many young men would have been had this Institution not been established. Is it to be wondered at that such a reformation should have been effected, as few of them are so ingrained in vice, that when removed from their old associates, educated both religiously and secularly, get a good trade, undergo strict training, well fed, clothed, lodged, and mercifully treated, should turn out good citizens?

The well-conducted youths are allowed to travel over the whole farm, where business may take them, to the surprise of visitors, and I have never known one to break his parole until recently, when a Mohawk Indian (who should never have been sent here) sloped away. It was unnecessary for him to forfeit his word, for at any time a boy can easily knock off one of the boards, and in a few minutes conceal himself in the woods, where it would be almost as difficult to find him as the needle in the straw; but to do them justice, they rarely give me trouble on this score; the more creditable to them, as I must have upwards of fifty eighteen years of age, and some older—another slight proof of the salutary training in this Institution.

It is a pleasure to visit the Institutions in the State of New York; there all their requirements are at once provided for, which facilitates strict discipline being observed, while I have been kept in lime and mortar every year for the last eighteen, the grant having been always given in dribbles, but now that it is an unalterable fact, that the Reformatory is permanently established here, I hope to see forty thousand dollars in the Estimates to cover the many wants of this Institution, and instead of a rickety board fence, decoying young men to clope, a good stone wall, similar to the one in the Model Rochester Reformatory, may be erected.

I have the honour to be, Sir,

Your obedient, humble servant,

WILLIAM MOOR KELLY,
Warden.

 PROTESTANT CHAPLAIN'S REPORT.

PENETANGUISHENE, 6th Dec. 1876.

 J. W. LANGMUIR, Esq.,
Inspector of Asylums, &c.,
Ontario.

Sir,—In presenting my first Report as Protestant Chaplain of the Provincial Reformatory for Ontario, I have the honour to inform you, that on assuming this responsible position in April last, I found that my venerable predecessor had devoted much time and labour to the religious instruction of the lads, who from various causes, had been placed in this Institution ; many of them would have passed very creditably in any Sunday School or Bible Class in the Province.

Feeling that a Chaplain of an Institution such as this, may be the instrument of forming the minds of many of the youth of the Province, whose religious education had evidently been overlooked, I not only say the service of the Church of England, and preach a short simple sermon on each Sunday morning, but I meet the boys frequently in class during the week for religious training. When a lad enters my class I, as far as possible, obtain from him a history of his antecedents, which I make use of in private conversation, and endeavour to gain his confidence and respect, and so influence him for good.

I have adopted the rule of, when a boy leaves the Reformatory, writing to the Minister of the Congregation to which he has professed to belong, asking him to interest himself on the lad's behalf, and obtain employment for him. I have already in reply to my letters received encouraging reports from Ministers, of the improved condition, morally, of boys whose term of imprisonment had expired.

I have the honour to be, Sir,

Your obedient servant.

G. A. ANDERSON,
Protestant Chaplain Provincial Reformatory.

 ROMAN CATHOLIC CHAPLAIN'S REPORT.

 REFORMATORY, PENETANGUISHINE,
 December 10th, 1876.

 JOHN W. LANGMUIR, Esq.
Inspector of Asylums, Prisons, &c.

SIR,—I have the honour to submit my Report for the year 1876. Among the boys sentenced in this past year to the Reformatory, there is a large proportion that are very young. They have generally received no instruction, religious or secular, and even the older ones are not much superior in that respect to the younger class. And though some of them are of an age at which, according to our usage, they should have been admitted to the Sacraments, they had not prepared for that duty. However, they manifest an intention of improving the occasion they have of getting better, and as it is my practice to see them individually when they arrive, I endeavour to show them the benefits they may derive, while they are here, with regard to secular and religious instruction, and moral improvement, and to bring them to a resolution to profit by the advantages this Institution offers them. In this manner, I try to present to their mind some end in view, to gain which they should strive with courage and perseverance, and I may say, it is not difficult to inspire them with those good intentions.

It has always been a custom among our boys, when they are to leave the Reformatory at the expiration of their sentence, to come and see their chaplain and to prepare for their religious duties. They wish to re-enter the world, so to say, with honour, and so to live, as to counteract the impression that was left when they were sent here. In due time I ascertain when their time expires, and remind them, should they forget it, of the preparations they have to make before leaving this Institution. I always find that then they are impressed with the necessity of girding against the dangerous occasions they are sure to meet with in the outer world, and fully determined to become good members of society. I find that they have thought of it, and that they have made their calculations so as to overcome dangers and temptations.

I have no hesitation in saying that they persevere in their good disposition, and show by their conduct that they intend to be good and useful citizens. What is to be deplored and what may become a danger to them is, that when they leave the Reformatory, some have no homes to go to, no friends to help and encourage them, and may be forcibly thrown in circumstances in which stronger men would not stand.

Beside the usual duties on Sunday and during the week, three or four times in the year I devote a few days to special instructions and devotional exercises, which have a very beneficial effect on them.

At those times especially, I have to call them together, when they are at their work; and I always found their worthy Warden willing and anxious to second me and to send them to me, as I desire. However I feel bound to be more scrupulous with regard to calling boys out of the cigar-shop, as their labour is under contract; and though I find it at times inconvenient, I refrain as much as possible from asking them out during working hours; however I always found the Superintendent ready to oblige me.

I have the honour to be, Sir,

Your obedient servant,

THOS. F. LABOUREAU,

Catholic Chaplain.

SURGEON'S REPORT.

PENETANGUISHENE, Dec., 1876.

J. W. LANGMUIR, ESQ.,

*Inspector of Asylums, Prisons, &c.,
for Ontario.*

SIR,—I have the honour to submit the Medical Report of the Provincial Reformatory for the year ending 30th September, 1876.

It has been a source of much gratification that I have had to report so few casualties during my connexion with the Reformatory, and it is with pleasure that I now remark the continued good health of the boys—having had but *one* death in three years, viz.; John Smith, who died of *heart disease*.

The death-rate of this Institution is certainly very small when we take into consideration that we have now the largest number ever confined in the Reformatory.

Our hospital accommodation has been improved during the past year, and when the works now under construction for bathing, heating, and ventilation are completed, our boys will be quite comfortable.

On reference I find that the following diseases have been treated, in addition to which were the usual number of coughs, colds, scalds, bruises and other minor accidents.

The number treated has been somewhat large, but this is not surprising when we consider the class of community which we recruit from—many of the boys bringing with them the germs of disease acquired from bad habits or inherited from worse parents.

Typhoid Fever (so prevalent this year) made its appearance, but after disinfecting the buildings, and having the buckets (which are of wood) tarred and burnt occasionally, it died out without any fatal result.

Diseases Treated.


Abscess	Fracture, Elbow,
Bronchitis, acute	Frost-bites,
“ chronic,	Gonorrhœa,
Bronchitis,	Glut,
Carbuncle,	Hernia,
Congestion of Lung,	Heart Disease,
Constipation,	Ophthalmia,
Catarrh,	Orchitis,
Convulsions,	Ottorkum,
Colic,	Plunitis,
Diarrhœa,	Rheumatism,
Dysentery,	Ringworm,
Epilepsy,	Neuralgia,
Erysipelas,	Pneumonitis,
Fevers,	Synovites,
“ Intermittent,	Serofula,
“ Remittent, Lung,	Sciatica,
“ Typhoid,	Speunotontum,
Fractures,	Sunstroke,
“ Leg,	Tonsillitis,
“ Forearm,	Ulcers,


I must again thank the officials of the Institution for their kind assistance and attention in sickness.

I have the honour to be, &c.,

Your most obedient servant,

P. H. SPOHN, M.D.,
Surgeon to the Provincial Reformatory.





ANNUAL REPORT
OF THE
NORMAL, MODEL, HIGH
AND
PUBLIC SCHOOLS
OF
ONTARIO,
FOR THE YEAR 1875.

WITH APPENDICES.

BY THE MINISTER OF EDUCATION.

Printed by Order of the Legislative Assembly.



Toronto:

PRINTED BY HUNTER, ROSE & CO., 25 WELLINGTON STREET WEST.
1877.

CONTENTS.

PART I.—GENERAL REPORT.

PAGE.

INTRODUCTION.....	1
I. TABLE A.—Receipts and Expenditure of Public School Moneys.....	3
II. TABLE B.—School Population ; Ages of Pupils ; Pupils attending Public Schools ; Average Attendance.....	4
III. TABLE C.—Number of Pupils in the different branches of Instruction.....	5
IV. TABLE D.—Religious Denominations ; Certificates ; Annual Salaries of Teachers..	5
V. TABLE E.—School Sections ; School-houses and Titles ; School Visits ; School Lectures ; School Examinations and Recitations ; Prizes ; Time of keeping open the Schools ; Prayers, &c.....	5
VI. TABLE F.—Roman Catholic Separate Schools.....	6
VII. TABLE G.—High Schools ; Receipts and Expenditures ; Pupils ; Fees.....	7
VIII. TABLE H.—Number of Pupils in the various branches—and Miscellaneous infor- mation.....	7
X. TABLE K.—Normal and Model Schools.....	8
XI. TABLE L.—Other Educational Institutions.....	8
XII. TABLE M.—Free Public Libraries.....	8
XIII. TABLE N.—SUMMARY OF THE MAPS, APPARATUS AND PRIZE BOOKS SUPPLIED TO THE COUNTIES, CITIES, TOWNS AND VILLAGES DURING THE YEAR	9
(1) Table showing the value of articles sent out from the Education Depository during the years 1851 to 1875 inclusive.....	9
(2) Book imports into Ontario and Quebec.....	9
XIV. TABLE O.—Superannuated and Worn-out Teachers.....	10
XV. TABLE P.—Educational Summary for 1875.....	11
XVI. TABLE Q.—General Statistical Abstract of the progress of Education in Ontario, from 1842 to 1875.....	11
XVII. THE EDUCATIONAL MUSEUM.....	11
Conclusion.....	12

PART II.—STATISTICAL REPORT.

THE PUBLIC SCHOOLS.

TABLE A.—Moneys ; Amount received and expended in support of Public Schools.....	14
TABLE B.—Pupils ; Pupils attending the Public Schools, Ages of Pupils, &c.....	20
TABLE C.—Number of Pupils in the different branches of Public School Education.....	26
TABLE D.—The Number, Religious Denominations, Certificates and Salaries of Public School Teachers.....	32
TABLE E.—Schools ; Number of Public Schools, School-houses, Visits, Lectures and time the Public Schools have been kept open ; Prayers, examinations, &c....	34
TABLE F.—The Roman Catholic Separate Schools.....	36

THE HIGH SCHOOLS.

	PAGE.
TABLE G.—Moneys received and expended in support of High Schools ; Pupils ; Fees	38
TABLE H.—Number of pupils in the various branches of instruction, names of Head Masters, and miscellaneous information	42
TABLE I.—Meteorological Observations at the Senior County High Schools	52

THE NORMAL SCHOOLS.

TABLE K.—Toronto Normal School, Number of Students, their Residences and Religious Denominations	56
Ottawa Normal School	59

THE OTHER EDUCATIONAL INSTITUTIONS.

TABLE L.—Colleges, Academies and Private Schools	59
--	----

THE FREE PUBLIC LIBRARIES.

TABLE M.—Moneys ; Number of volumes and miscellaneous information ; other Libraries.	60
--	----

THE HIGH AND PUBLIC SCHOOLS.

TABLE N.—Maps and apparatus supplied by the Education Department	67
--	----

THE SUPERANNUATED PUBLIC SCHOOL TEACHERS.

TABLE O.—Names and periods of Service of Teachers and their pensions	70
--	----

THE EDUCATIONAL SUMMARY.

TABLE P.—Number of Institutions and pupils, and moneys expended for Educational purposes	77
--	----


MISCELLANEOUS.

TABLE Q.—Statistical Abstract of the Educational progress of Ontario	80
--	----

PART III.—APPENDICES.

A.—REPORT OF J. M. BUCHAN, Esq., M.A., AND S. ARTHUR MARLING, Esq., M.A., INSPECTORS OF HIGH SCHOOLS	3
B.—EXTRACTS FROM REPORTS OF INSPECTORS OF PUBLIC SCHOOLS.	
Rev. Thos. Garrett, Russell	7
W. R. Bigg, Esq., No. 1 Leeds, Town of Brockville, and Village of Gananoque	8
R. Kinney, Esq., No. 2 Leeds	10
H. L. Slack, Esq., M.A., County of Lanark, Town of Perth, Villages of Almonte, Carleton Place, Smiths Falls, and Lanark	11
Rev. E. H. Jenkyns, M.A., Renfrew	14
F. Burrows, Esq., Lennox and Addington	24
G. D. Platt, Esq., Prince Edward	25
William Mackintosh, Esq., North Hastings	26
J. Johnston, Esq., South Hastings, Town of Belleville, Villages of Millpoint, Frankford and Trenton	28
John J. Tilley, Esq., Durham, Town of Port Hope	33

	PAGE.
Rev. Frederick Burt, Haliburton.....	35
J. McBrien, Esq., Ontario.....	37
D. Fotheringham, Esq., North York.....	38
J. Hodgson, Esq., South York.....	40
James C. Morgan, Esq., M.A., North Simcoe.....	43
Rev. William McKee, B.A., South Simcoe.....	45
R. Little, Esq., Halton.....	47
J. H. Smith, Esq., Wentworth.....	49
M. J. Kelly, Esq., M.D., Brant, and Town of Brantford.....	51
J. B. Somerset, Esq., Lincoln.....	56
W. Carlyle, Esq., Oxford, and Towns of Tilsonburgh and Woodstock.....	60
A. D. Fordyce, Esq., No. 2 Wellington.....	62
W. Ferguson, Esq., South Grey and Town of Durham.....	72
John Dearness, Esq., East Middlesex.....	74
E. B. Harrison, Esq., Kent.....	76
T. Girardot, Esq., No. 1 Essex.....	78
Professor Dupuis, Kingston.....	80
Rev. A. McColl, Chatham.....	77
Rev. R. Torrance, Guelph.....	65
C.—MINUTES OF THE COUNCIL OF PUBLIC INSTRUCTION, 1875.....	80
D.—CERTIFICATED TEACHERS.....	151
I. First Class Certificates granted by the Council of Public Instruction.....	110
II. Normal School Certificates granted by the Chief Superintendent of Education.....	110
III. County and City Board Certificates.....	111
IV. Number of Certificates, 1875.....	114
V. Total Number of Certificates from 1871 to 1875.....	115
E.—LIST OF HIGH AND PUBLIC SCHOOL INSPECTORS.....	115
1. List of High School Inspectors.....	115
2. List of Public School Inspectors.....	115
F.—INSPECTORS' AND EXAMINERS' CERTIFICATES, AND RETIRED TEACHERS.....	117
I. Names of Persons who have received Inspectors' Certificates during 1875.....	117
II. Names of Persons who have received Examiners' Certificates during 1875.....	117
III. Teachers who have retired from the Profession during 1875.....	117



PART I.

GENERAL REPORT

ON

EDUCATION IN ONTARIO.

1875.



ANNUAL REPORT
OF THE
Normal, Model, High and Public Schools
OF THE
PROVINCE OF ONTARIO.
FOR THE YEAR 1875.

PART I.—GENERAL REPORT.

*To His Honour the Honourable D. A. Muclonatl, Lieutenant-Governor
of the Province of Ontario.*

MAY IT PLEASE YOUR HONOUR,

I herewith present the Report of the Education Department on the condition of the Normal, Model, High and Public Schools of the Province of Ontario, for the year 1875.

I will now proceed to give a summary view of the condition of the High and Public Schools of Ontario, condensed from the Statistical Tables accompanying this Report:—

I.—TABLE A.—RECEIPTS AND EXPENDITURE OF PUBLIC SCHOOL MONEYS.

The Receipts.

1. The amount apportioned from the Legislative Grant was \$248,061—increase, \$3,128. The amount apportioned for the purchase of maps, apparatus, prize and library books was \$21,983—decrease, \$865. The principle of distribution is according to the average attendance and the time of keeping open the Schools of each Section.

2. The amount from County *Municipal* Assessment was \$758,467, showing an apparent increase of \$151,928.

3. The amount available from *Trustees'* School Assessment was \$1,547,125—apparent decrease, \$61,312.

NOTE.—The apparent decrease of *Trustees'* School Assessments and increase of *Municipal* School Assessments is caused by some of the *Municipal* School Assessments having been reported in the wrong column for 1874, under the *Trustees'* School Assessment for that year. The increase under the two heads combined is \$90,616.

4. The amount from *Clergy Reserves* Moneys, and from other sources, applied to School purposes in 1875, was \$789,816—increase, \$33,303.

5. The Total Receipts for all Public School purposes for the year 1875 amounted to \$3,365,454, showing an increase of \$126,182 over the total receipts of the preceding year. For the past three years the rate of increase has been—for 1873, \$437,094; for 1874, \$271,906; and for 1875, \$126,182.

6. The following table shows the progressive increase in the amounts levied by the Municipal and School Trustee Corporations, and also the yearly increase in the total receipts since 1860.

	1860.	1861.	1862.	1863.	1864.	1865.	1866.	1867.	1868.	1869.	1870.	1871.	1872.	1873.	1874.	1875.	
County Mun. Ass'm't.	27899.	278085	274471	287768	304382	309092	319154	351873	385275	372743	385284	492481	531391	601351	606538	758846	
Trustees' School Assessment	556682.	587207	620268	631755	659380	711197	760366	799700	855338	890834	1009	1027184	1232191	1436390	15	437	154713
All other Receipts	488897	515897	501384	513362	520425	525711	528451	51	571419	563849	607981	604806	766778	926624	1024296	1065986	
Total Receipts	1324272	1381279	1396123	1432885	1484187	1545000	1607971	1670335	1789332	1827426	19	364	2124471	2530270	2967365	3239271	336545
Increase in Total Receipts	14452	57006	14843	36762	51301	60813	62970	62364	118997	38093	116938	18010	405799	437094	271906	12618	

The Expenditure.

1. The amount paid by trustees for salaries of teachers in 1875 was \$1,758,100—increase \$110,349, and showing the tendency on the part of trustees to give teachers fairer remuneration. (See Table D. on Annual Salaries.)

2. For maps, globes, prize books and libraries, \$53,800, decrease \$1,188. The Legislative aid given to trustees for these objects was \$21,983.

3. For sites and building of School-houses, \$702,330—increase, \$2,782.

4. For rents and repairs of School-houses, \$148,454—decrease, \$5,581.

5. For School-books, stationery, fuel, and other expenses, \$330,394—increase \$21,386.

6. Total expenditure for all Public School purposes, \$2,993,080—increase, \$127,747.

7. Balance of School Moneys not paid at the end of the year when the returns were made, \$372,373—decrease, \$1,564.

II.—TABLE B.—SCHOOL POPULATION, AGES OF PUPILS, PUPILS ATTENDING PUBLIC SCHOOLS, AVERAGE ATTENDANCE.

The Statute requires that the trustees' returns of School population shall include the entire number of children resident in their School Division; and it confers the equal right of attending the Schools upon all residents in such divisions, between the ages of five and twenty-one years.

1. The School population (comprising only children between the ages of five and sixteen years) reported by trustees was 501,083—decrease, 10,520.

NOTE.—This is the result of a special census taken in December, 1875, and its correctness may be doubted.

2. The number of pupils between the ages of five and sixteen years attending the Schools, was 450,805—increase, 7,706. Number of pupils of other ages attending the Schools, 23,436—increase, 2,488. Total number of pupils attending the Schools, 474,241—increase, 10,194.

3. The number of boys attending the Schools, 250,430—increase, 6,224. The number of girls attending the Schools, 223,811—increase, 3,970.

4. The ages of pupils are: 1,737, under five years of age; 246,689, between five and ten; 205,492, between eleven and sixteen; 20,323, between seventeen and twenty-one.

5. The number reported as not attending any School is 10,809—increase, 488. They were between the ages of seven and twelve years, which are the ages fixed by the Statute during which all the children of a School Division should receive instruction in some School.

6. The average attendance, viz., the aggregate daily attendance divided by the legal number of teaching days in the year, was 198,574—increase, 5,676.

The attention of trustees, parents and inspectors, is called to the non-attendance of some children, and the partial and irregular attendance of many. It is to be hoped that parents will be aroused to the performance of the duty which our common Christianity and patriotism alike demand from them. Trustees and Inspectors should omit no effort in inciting parents to understand and fulfil their duty; and when persuasion, argument, and urgent appeals are powerless to move the parent, then it is imperative on trustees to give effect to the enactments of the law, and compel the attendance of the children.

III.—TABLE C.—NUMBER OF PUPILS IN THE DIFFERENT BRANCHES OF INSTRUCTION.

This Table has been rendered necessary in consequence of the system of classification of pupils which the new programme has introduced into the Public Schools. It shows the number of pupils which have been put back from the higher classes of the old system to the other classes under the new system. It also shows how efficient have been the County Inspectors in the discharge of this unpleasant part of their duties, in thus carefully examining and classifying, according to their attainments, the pupils in the various Schools.

IV.—TABLE D.—RELIGIOUS DENOMINATIONS, CERTIFICATES, ANNUAL SALARIES OF TEACHERS.

1. *Number of Teachers, Male and Female.*—In the 4,834 Schools reported, 6,018 teachers have been employed—increase, 282; of whom 2,645 are male teachers—increase 44; and 3,373 are female teachers—increase, 238. It will thus be seen that there are about 700 more female than male teachers.

2. *Religious Persuasions of Teachers.*—Under this head there is little variation. The teachers are reported to be of the following persuasions: Church of England, 945—increase, 21; Church of Rome, 726—increase, 34; Presbyterians (of different classes), 1,829—increase, 49; Methodists (of different classes), 1,884—increase, 111; Baptists (of different classes), 324—decrease, 4; Congregationalists, 80—increase, 11; Lutherans, 29; Quakers, 21; Christians and Disciples, 67; reported as Protestants, 52; Unitarians, 5; other persuasions, 48.

Of the 726 teachers of the Church of Rome, 516 are employed in the Public Schools, and 210 are teachers of R. C. Separate Schools.

3. *Teachers' Certificates.*—Total number of certificated or licensed teachers reported is 6,018—increase, 282; Provincial Certificates, 1st class, 236—increase, 21; 2nd class, 1,088—increase, 231; County Board Certificates of the Old Standard, 1st class, 411—decrease, 153; 2nd class, 163—decrease, 252; 3rd class, 29—decrease, 27; New County Board, 3rd class Certificates, 3,552—increase, 483; Interim Certificates, 539.

4. Number of Schools which have more than one teacher, 620—increase, 106.

5. *Annual Salaries of Teachers.*—The highest salary paid to a male teacher in a *County*, \$800—the lowest, \$120; in a *City*, the highest, \$1,000—the lowest, \$400; in a *Town*, the highest, \$1,000—the lowest, \$300. The average salary of male teachers in *Counties* was \$361—of female teachers, \$236; in *Cities*, of male teachers, \$728—of female teachers, \$295; in *Towns*, of male teachers, \$564—of female teachers, \$267. The average increase of male teachers' salaries for the Province during 1875, is \$21 per male teacher, \$12 per female teacher, while for 1874 it was \$10 per male teacher; for females, \$7 per teacher.

V.—TABLE E.—SCHOOL SECTIONS, SCHOOL-HOUSES AND TITLES, SCHOOL VISITS, SCHOOL LECTURES, SCHOOL EXAMINATIONS AND RECITATIONS, PRIZES, TIME OF KEEPING OPEN THE SCHOOLS, PRAYERS, &c.

1. The whole number of *School Sections* reported, 4,912—increase, 81, chiefly in new townships. The number of *Schools reported as kept open* is 4,834—increase, 76, these also mostly in new townships

2. The increase in number of *School-houses* was 31. Of late years there has been a most

satisfactory decrease in the number of log-built School-houses, while stone, brick and frame School-houses have been substituted.

3. The whole number of School-houses reported is 4,858, of which 1,232 are *brick*, 492 *stone*, 2,117 *franc*, 1,017 *log*.

4. *Titles to School Sites*.—*Freehold*, 4590—increase, 82 ; *Rented*, 268—decrease, 51.

5. *School Visits*.—By Inspectors, 11,452—increase, 1,084 ; by Clergymen, 7,176—decrease, 3 ; by Municipal Councillors and Magistrates, 2,232—increase, 326 ; by Judges and Members of Parliament, 261—decrease, 64 ; by Trustees, 20,487—decrease, 699 ; by other persons, 43,862—increase, 2,889. Total School visits, 85,560—increase, 3,533. Trustees especially are bound to show zeal and interest in Public School education and by personal visits to the schools, and counsel to parents incite them to educate their children.

6. *School Lectures*.—By Inspectors, 1,026—decrease, 848 ; by other persons, 210—decrease, 113.

7. *Time of Keeping the Schools Open*.—The average time of keeping the Schools open, including the holidays and Sundays, was *eleven months and eleven days* in 1875.

8. *Public School Examinations*.—The whole number of Public School Examinations was 11,189—increase, 1,674 ; though less than two for each School. The law *requires* that there should be in each School a public *quarterly* examination, of which the teacher should give notice to trustees and parents of pupils, and to the School visitors (clergymen, magistrates, &c.,) resident in the School Sections. The time has now arrived when this requirement of the law should be insisted on and except in cases where sufficient reasons are shown, the apportionment of the School Fund must be withheld from the Schools in which this provision of the law is violated. Such examinations being tests of efficiency on the part of teachers, and of progress on the part of pupils, cannot fail to produce beneficial effects on Public Schools.

9. *The number of Schools holding Public Recitations* of prose or poetry by the pupils was 3,119—increase, 262. This exercise tends to promote improvement in reading, spelling and speaking ; and the more agreeable and attractive such exercises, as well as School examinations, can be made, the more rapid and successful will School progress become.

10. *School Prizes and Merit Cards*.—The number of Schools in which prizes are reported as having been distributed to reward and encourage meritorious pupils is 1,888—increase, 4.

11. *Prayers and Ten Commandments*.—Of the 4,834 Schools reported, the daily exercises were opened and closed with prayers in 4,014 of them—decrease 19 ; and the Ten Commandments were taught in 3,009—decrease 158. The law provides that “no child can be compelled to be present at religious instruction, reading or exercise, against the wish of his parents or guardians expressed in writing.” The Department submits forms of prayer, and makes recommendations on the subject, but compliance with its recommendations are altogether voluntary. In 4,014, out of 4,834 Schools, religious exercises of this kind are voluntarily practised.

12. *Maps, Globes, and other apparatus*.—The maps and globes, and most of the other apparatus used in schools, are now manufactured in Ontario. Blackboards are used in 4,834 (or all) the Schools—increase 181 ; globes are used in 2,078 Schools—increase 311 ; maps are used in 4,499 Schools—increase 42. Total number of maps used in Schools, 35,389—increase 1,553.

VI.—TABLE F.—ROMAN CATHOLIC SEPARATE SCHOOLS.

1. The number of Roman Catholic Separate Schools is 156—decrease during the year, 10.

2. *Receipts*.—The amount apportioned and paid by the Chief Superintendent from the Legislative Grant to Separate Schools according to average attendance of pupils as compared with that at the Public Schools in the same Municipalities, was \$13,499—increase \$2,666. The amount apportioned and paid for the purchase of maps, prize books and libraries, upon the usual condition of an equal sum being provided from local sources, was \$954—increase \$124. The amount of School *rates* from the supporters of Separate Schools, was \$50,690—decrease, \$3,368. The amount *subscribed* by supporters of Separate Schools, and from other sources, was \$25,482—increase, \$3,089. Total amount received from all sources was \$90,622—increase \$2,263.

3. *Expenditure.*—For payments of teachers, \$58,025—increase, \$6,881; for maps, prize books and libraries, \$2,261—decrease, \$171; for other School purposes, \$30,339—decrease, \$4,446.

4. *Pupils.*—The number of pupils reported as attending the Separate Schools was 22,673—decrease, 113. Average attendance 11,774—decrease, 76.

5. The whole number of teachers employed in the Separate Schools was 210—decrease, 68; male teachers 79—decrease 13; female teachers, 131—decrease, 55.

6. The same table shows the branches taught in the Separate Schools, and the number of pupils in each branch; also the number of schools using maps, apparatus and black-boards.

7. According to the returns of the religious denominations of teachers, as given in Table D and noted previously, the number of Roman Catholic teachers of the Public Schools is 726, of whom 210 only are teachers in the Separate Schools. There were, therefore, 516 Roman Catholic teachers employed in the non-denominational Public Schools.

VII.—TABLE G.—HIGH SCHOOLS, RECEIPTS AND EXPENDITURES, PUPILS' FEES.

Receipts.—The balances reported from the preceding year (that is, of moneys not paid out by the 31st December, 1875), were \$12,366—decrease, \$219. The amount received by the High School Boards from Legislative grant for the salaries of teachers, was \$76,042—increase, \$488. The amount of Legislative grant apportioned for maps, prize books, etc., was \$1,793—increase, \$472. The amount of *Municipal Grants* in support of High Schools was \$160,223—increase, 2,242. The amount received for *pupils' fees* was 17,990—decrease, \$1,032. Balances of the preceding year and other sources, \$79,601—increase, \$26,926. Total receipts, \$348,018—increase, \$49,057.

Expenditures.—For salaries of masters and teachers, \$184,752—increase, \$4,806; for building, rents and repairs, \$76,586—increase, \$12,901; for fuel, books and contingencies, \$66,600—increase, \$26,960; for maps, prize books, apparatus and libraries, \$4,073—increase, \$750. Total expenditure for the year 1875, \$332,013—increase, \$45,419. Balances of moneys not paid out at the end of the year, \$16,004—decrease, \$3,668.

Number of Pupils, 8,342—decrease, 471.

Number of Schools, 108.

VIII.—TABLE H.—HIGH SCHOOLS, NUMBER OF PUPILS IN THE VARIOUS BRANCHES, AND MISCELLANEOUS INFORMATION.

Table H shows both the subjects taught and the number of pupils in each subject in each of the High Schools, the names, university degree (or certificate) of the Head Masters, and the number of masters employed in each School, &c.

No. of Pupils.—In *English Grammar and Literature*, 8,130; in *Composition*, 7,557; in *Reading, Dictation and Elocution*, 7,949; in *Penmanship*, 6,861; in *Linear Drawing*, 3,201; in *Book-keeping*, 3,403; in *Arithmetic*, 8,146; in *Algebra*, 7,038; in *Geometry*, 4,513; in *Logic*, 279; in *Mensuration*, 3,301; in *History*, 7,580; in *Geography*, 7,866; in *Natural Philosophy*, 2,134; in *Chemistry*, 1,924; in *Natural History*, 2,156; in *Physiology*, 1792; in *French*, 2,956; in *German*, 509; in *Latin*, 3,864; in *Greek*, 875; in *Gymnastics and Drill*, 536.

Of the School-houses, 65 were of brick, 23 stone, 18 frame and 1 concrete; 18 were rented or leased, the remainder freehold. Galt has the finest playground of any of the High Schools—it consists of 7 acres; Lindsay and Metcalfe, 6 acres; London, 5 acres; Barrie and Guelph, 4 acres. The other play-grounds vary in size, the smallest being only $\frac{1}{2}$ of an acre—or one fourth of the minimum size required of the smallest Public School. The estimated value of each School-house and site varies from \$35,000 and \$30,000 (Toronto and Peterboro') down to \$600 (Berlin and Pakenham.)

64 High Schools were under Union High and Public School Boards; Kingston is the oldest High School in Ontario, dating from 1792; Cornwall, 1806; Brockville, 1818; Niagara, 1808; St. Catharines, 1828. 1938 maps were used in the 108 High Schools; 59 Schools use the Bible; in 95 there were daily prayers; 100 pupils matriculated at some University during 1875; 454 pupils entered mercantile life; 278 adopted agriculture as a pursuit; 326 joined the learned professions; 586 went to other occupations. Nearly all the Schools have now additional masters, when under the old system, a great majority of the

Schools had only one master. The position of the High Schools as an essential and integral part of our educational system, is becoming better understood. They constitute the necessary stepping-stone between the Public Schools and the University, and upon their efficiency depends the success of our efforts in opening the avenues of learning to every child in the Province, as well as in affording to each youth of ability the opportunity for the highest intellectual career. The High School is intended to meet in each county the requisites of higher education, just as the Public School in each section is established to furnish elementary instruction.

The Report of the Inspectors, Messrs. Buchan and Marling, will be found in Appendix A to this Report.

X.—TABLE K.—NORMAL AND MODEL SCHOOLS.

Table K contains three abstracts, the first of which gives the gross number of applications, the number that had been teachers before entering the Normal School, attendance of teachers in training, certificates, and other particulars respecting them during the twenty five years' existence of the Normal School; the second abstract gives the counties from whence these students have come; and the third gives the religious persuasion of these students.

Table K shows that of the 7,543 students admitted (out of 8,330 applicants) to the Normal School since the beginning, 3,653 of them had been teachers; and of those admitted, 3,790 were males, and 3,753 were females. Of the 3,790 male candidates admitted, 2,509 of them had been teachers; of the 3,753 female candidates admitted, 1,144 of them had been teachers. The number admitted during the session of 1875 was 176. Of these, 87 were males, and 89 females. Of the male students admitted, 62 had been teachers; of the female students admitted, 32 had been teachers.

XI.—TABLE L.—OTHER EDUCATIONAL INSTITUTIONS.

The Public and High Schools are the educational agencies which come under the direct administration of this Department. Other Institutions have in former Reports been referred to in order to ascertain the state of education throughout the Province. Table L contains an abstract of the information collected respecting these institutions. It can only be regarded as an approximate. It might, with advantage to the public interests, be made incumbent on all such institutions to report specifically in each year to your Honour, in order that their returns may be collated by this Department. These Institutions comprise the University of Toronto, with University College and Upper Canada College, which are provincially endowed, and are subject to the control of your Honour in Council. Causes of a social or denominational character have given origin to other colleges and institutions. The following possess university powers:—the University of Victoria College, Cobourg; University and Queen's College, Kingston; University of Trinity College, Toronto; Albert University, Belleville; Ottawa College.

XII.—TABLE M.—FREE PUBLIC LIBRARIES.

1. The amount expended in library books during 1875, was \$5,610, of which one-half has been provided from local sources. The number of volumes supplied was 7,744.

2. The value of Public free libraries furnished to the end of 1875 was \$158,030.

The number of Libraries, exclusive of subdivisions, 1,390—increase 56. The number of volumes in these libraries was 273,790—increase 7,744.

3. Sunday School Libraries reported, 2,557. The number of volumes in these libraries was 382,302.

4. Other Public Libraries reported, 164. The number of volumes in these libraries was 133,982.

The total number of Public Libraries in Ontario, 4,111. The total number of volumes in these libraries, 790,974.

6. Number and classification of public libraries and prize books which have been sent out from the Depository of the Department from 1853 to 1875 inclusive. The total number of volumes for Public Free Libraries sent out, 273,790. The classification of these books is as

llows:—*History*, 46,647; *Zoology and Physiology*, 16,201; *Botany*, 2,965; *Phenomena*, 6,621; *Physical Science*, 5,106; *Geology*, 2,374; *Natural Philosophy and Manufactures*, 13,841; *Chemistry*, 2,442; *Practical Agriculture*, 10,313; *Literature*, 26,004; *Voyages*, 24,726; *Biography*, 30,902; *Tales and Sketches, Practical Life*, 77,886; *Fiction*, 2,997; *Teachers' Library*, 765. Total number of *Prize Books* sent out, 839,455. Grand Total of library and prize books (including, but not included in the above, 22,885 volumes sent to Mechanics' Institutes and Sunday Schools, paid for wholly from local sources) 1,136,130.

III.—TABLE N.—SUMMARY OF THE MAPS, APPARATUS, AND PRIZE BOOKS SUPPLIED TO THE COUNTIES, CITIES, TOWNS AND VILLAGES DURING THE YEAR.

1. The amount expended by the Education Department in supplying maps, apparatus, and prize books for the Schools, was \$46,114; increase, \$1,483; the amount purchased from booksellers, \$2060.94. The one-half of these sums were provided voluntarily from local sources; in all cases the books or articles are applied for, and fifty per cent. of the value paid for by the parties concerned. The number of Maps of the World sent out was 333; of Europe, 426; of Asia, 332; of Africa, 306; of America, 387; of British North America, and Canada, 526; of Great Britain and Ireland, 232; of Single Hemispheres, 208; of Scriptural and Classical, 128; of other charts and maps, 752; of globes, 219; of sets of apparatus, 74; of other pieces of school apparatus, 2,517; of Historical and other lessons, in sheets, 1,048. Number of *Prize Books*, 72,818.

2. From 1855 to the end of 1875, the amount expended for maps, apparatus, and prize books (not including Public Libraries), was \$499,033. The number of maps of the *World* furnished is 4,075; of *Europe*, 5,901; of *Asia*, 4,717; of *Africa*, 4,329; of *America*, 5,141; of *British North America and Canada*, 6247; *Great Britain and Ireland*, 4,788; of *Single Hemispheres*, 3,861; of *Classical and Scriptural Maps*, 3,375; *other Maps and Charts*, 5,607; *Globes*, 3,004; *sets of apparatus*, 875; *single articles of school apparatus*, 24,282; *Historical and other lessons in sheets*, 273,510; *Volumes of Prize Books*, 839,455.

(1) TABLE SHEWING THE VALUE OF ARTICLES SENT OUT FROM THE EDUCATION DEPOSITORY DURING THE YEARS 1851 TO 1875, INCLUSIVE.

YEAR.	Articles on which the 100 per cent. has been apportioned from the Legislative Grant.		Articles sold at Catalogue prices without any apportionment from the Legislative Grant.	Total value of Library, Prize & School Books, Maps and Apparatus despatched
	Public School Library Books.	Maps, Apparatus and Prize Books.		
	Dollars.	Dollars.	Dollars.	Dollars.
1851			1,414	1,414
1852			2,981	2,981
1853			4,233	4,233
1854	51,376		5,514	56,890
1855	9,947	4,655	4,389	18,991
1856	7,205	9,320	5,726	22,251
1857	16,200	18,118	6,452	40,770
1858	3,982	11,810	6,972	22,764
1859	5,805	11,905	6,679	24,389
1860	5,289	16,832	5,416	27,537
1861	4,084	16,251	4,894	25,229
1862	3,273	16,194	4,844	24,311
1863	4,022	15,857	3,461	23,370
1864	1,931	17,260	4,454	23,645
1865	2,400	20,224	3,818	26,442
1866	4,375	27,114	4,172	35,661
1867	3,404	28,270	7,419	39,093
1868	4,420	25,923	4,793	35,136
1869	4,655	24,475	5,678	34,808
1870	3,396	28,810	6,175	38,381
1871	3,300	30,076	8,138	41,514
1872	4,421	42,265	10,481	57,167
1873	3,834	42,902	7,010	53,746
1874	5,337	44,631	8,547	58,515
1875	5,610	46,114	10,445	62,169

(2) BOOKS IMPORTS INTO ONTARIO AND QUEBEC.

The following Statistical Table has been compiled from the "Trade and Navigation Returns," for the years specified, showing the gross value of Books (not Maps or School Apparatus) imported into Ontario and Quebec.

YEAR.	Value of Books entered at Ports in the Province of Quebec.	Value of Books entered at Ports in the Province of Ontario.	Total value of Books imported into the two Provinces.	Proportion imported for the Education Department of Ontario.
	Dollars.	Dollars.	Dollars.	Dollars.
1850.....	101,880	141,700	243,580	84
1851.....	120,700	171,732	292,432	3,296
1852.....	141,176	159,268	300,444	1,288
1853.....	158,710	254,270	412,980	22,761
1854.....	171,452	307,508	479,260	44,060
1855.....	194,356	338,792	533,148	25,624
1856.....	208,636	427,992	636,628	10,208
1857.....	224,400	309,172	533,572	16,028
1858.....	171,255	191,942	363,197	10,692
1859.....	139,057	184,304	323,361	5,308
1860.....	155,604	252,504	408,108	8,846
1861.....	185,612	344,621	530,233	7,782
1862.....	183,987	249,234	433,221	7,800
1863.....	184,652	276,673	461,325	4,085
½ of 1864.....	93,308	127,233	220,541	4,668
1864-1865.....	189,386	200,304	389,690	9,522
1865-1866.....	222,559	247,749	470,308	14,749
1866-1867.....	233,837	273,615	507,452	20,743
1867-1868.....	224,582	254,048	478,630	12,374
1868-1869.....	278,914	373,758	652,672	11,874
1869-1870.....	220,371	351,171	571,542	13,019
1870-1871.....	146,435	411,518	557,953	13,078
1871-1872.....	212,644	477,581	690,225	20,315
1872-1873.....	221,978	540,143	762,121	16,597
1873-1874.....	246,926	530,434	777,360	16,789
1874-1875.....	246,828	579,970	826,798	22,970

XIV.—TABLE O.—SUPERANNUATED OR WORN-OUT TEACHERS OF PUBLIC SCHOOLS

1. This table shows the age and service of each Public School pensioner in Ontario to the close of 1874, and the amount which he receives. The system, according to which aid is given to worn-out Public School teachers, is as follows:—in 1853, the Legislature appropriated \$2,000, which it afterwards increased to \$4,000 and then to \$6,000; on the adoption of the system of compulsory subscriptions, which increased the revenue to \$11,800 for 1873 the vote was again increased, and for 1875 was \$29,000, in aid of superannuated worn out Public School teachers. The allowance cannot exceed \$6 annually for each year the recipient has taught School in Ontario. Each recipient must pay a subscription to the Fund of \$4 for the current year, and \$5 for each year since 1854, if he has not paid his any year; nor can any teacher share in the fund unless he pays annually at that rate, commencing at the time of his beginning to teach, or with 1854, (when the system was established) if he began to teach before that time. When a teacher omits his annual subscription he must pay at the rate of \$5 for that year in order to be entitled to share in the fund when worn out. The Legislative Grant is now sufficient to pay each pensioner the full amount permitted by law, and it is divided among the claimants according to the number of years each one has taught.

2. It appears from the Table that 386 have been admitted to receive aid, of whom 17 have died, have not been heard from, have resumed teaching or have withdrawn from the fund before or during the year 1875, the amount of their subscriptions having been returned to them.

3. The average age of the pensioners in 1875 was 64 years; the average length of time of service in Ontario was 22 years. No time is allowed applicants except that which has been spent in teaching a Public School in Ontario; though their having taught Schools

many years in England, Ireland, Scotland, or the British Provinces, induced the Council of Public Instruction in some instances, to admit applicants to the lists, after teaching only a few years in this Province.

4. The Public School Act (sections 97 and 98), shows that this allowance can be claimed only by a teacher who has reached sixty (60) years of age, or is disabled from practising his profession.

XV.—TABLE P.—EDUCATIONAL SUMMARY.

This table shows the number of Educational Institutions of every kind, the number of students and pupils attending them, and the amount expended in their support as far as returns have been obtained. The whole number of these institutions in 1875, was 5,258— increase, 93; the whole number of students and pupils attending them was 494,065— increase, 10,204; the total amount expended for all educational purposes was \$3,823,982. Total amount available for educational purposes, \$4,212,360— increase, \$238,103.

XVI.—TABLE Q.—GENERAL STATISTICAL ABSTRACT OF THE PROGRESS OF EDUCATION IN ONTARIO, FROM 1842 TO 1875, INCLUSIVE.

This table supplies the material for comparing the number and character of Educational Institutions at different periods, the number of pupils attending them, and the sums of money provided and expended for their support.

By analyzing and comparing these statistics, a correct appreciation can be formed of what has been accomplished educationally in Ontario during the last thirty years. For example: in 1842, the number of Public Schools was only 1,721. In 1851, this had increased to 3,001; and in 1875, to 4,758; and the number of pupils attending them from 168,159 in 1851, to 474,241 in 1875. The amount paid for the support of Public Schools has been increased from \$468,644 in 1851, to \$2,993,080 in 1875 (not including balances not paid at the date of the local reports), including the amount paid for the purchase, erection, repairs of School-houses and for other purposes, of which there are no reports earlier than 1850, but which at that time amounted to only \$56,755, and \$77,336 in 1851, but which in 1875, amounted to \$1,234,980, making the aggregate actually paid for Public Schools purposes in 1875, with the balances available and not paid out at the date of the local reports, \$3,365,453.

REPORT FOR THE YEAR.	1850.	1851.	1860.	1861.	1865.	1866.	1867.	1868.	1869.	1870.	1871.	1872.	1873.	1874.	1875.
No. of Public Schools reported	3059	3001	3969	4019	4303	4379	4422	4481	4524	4566	4568	4661	4732	4768	4824
Am't p'd for Public School Teachers' salaries	353716	391308	695591	918113	1041052	1066880	1093516	1146653	1175166	1222681	1191470	1371694	1520123	1647750	1758100
Amount paid for erection, repairs of School-houses, fuel and contingencies .	56756	77336	264183	273205	314827	320353	379672	441891	449730	489390	611819	837770	1064403	1217682	1234960
Balance forward each year	24016	16493	164498	189461	189121	220738	197147	200698	202520	232303	391176	322996	362839	373939	372373
Total amount available each year	434488	485637	1324272	1381279	1545000	1607971	1670335	1789332	1827426	1944364	2124471	2536270	2967365	3239271	3365453

XVII.—THE EDUCATIONAL MUSEUM.

This fourth branch of the Education Department is probably the most attractive, as it is both suggestive and instructive. The other three branches are: (1.) The department proper for the administration of the laws relative to the Public and High Schools. (2.) The Normal School for the training of skilled teachers. (3.) The Depository for the supply of maps, apparatus and prize and School books.

The Educational Museum is founded after the example of what has been done by the Imperial Government as part of the system of popular education— regarding the indirect as scarcely secondary to the direct means of forming the taste and character of the people.

The Museum consists of a collection of School apparatus for Public and High Schools, of models of agricultural and other implements, of specimens of the natural history of the

country, casts of antique and modern statues and busts, &c., selected from the principal museums in Europe, including the busts of several of the most celebrated characters in English and French history, also, copies of some of the works of the great masters in Dutch, Flemish, Spanish, and especially of the Italian Schools of painting. These objects of art are labelled for the information of those who are not familiar with the originals, but a descriptive historical catalogue of them is in course of preparation. In the evidence given before the Select Committee of the British House of Commons, it is justly stated that "the object of a National Gallery is to improve the public taste, and afford a more refined description of enjoyment to the mass of the people;" and the opinion is at the same time strongly expressed that as "people of taste going to Italy constantly bring home beautiful copies of beautiful originals," it is desirable, even in England, that those who have not the opportunity or means of travelling abroad, should be able to see, in the form of an accurate copy, some of the works of Raffaele and other great masters; an object no less desirable in Canada than in England. What has been thus far done in this branch of public instruction is in part the result of a small annual sum, which, by the liberality of the Legislature, has been placed at the disposal of the Education Department, out of the Ontario Education Grants, for the purpose of improving School architecture and appliances, and to promote art, science and literature, by the means of models, objects and publications, collected in a Museum connected with the Department.

CONCLUSION.

The foregoing Report being, for the year 1875, is compiled from the Reports and Statistical Returns filed in the office of the Education Department. During that year all these matters were under the control and supervision of the late Chief Superintendent, the Reverend Dr. Ryerson; and this Report may be considered as a further testimony to the vigour and success of his long administration of thirty-one years; recording as it does the operations of the last complete year of his educational labours, and showing a further stage in advance in our educational progress.

Dr. Ryerson for several years urged the next step for the complete development of our system, in transferring the administration of educational matters to one of your Honour's advisers, and responsible to the people through their representatives in the Legislature; and I have had the honour of being charged with this responsibility. My best efforts will be directed to secure and perpetuate the advantages which were gained for our system by the late Chief Superintendent, after many controversies and discussions; and to make effectual such means as will result in the further efficiency of the Public Schools, and the satisfactory maintenance of our High Schools, so as to fully supply every want of our Province in both elementary and secondary education.

ADAM CROOKS,

Minister.

EDUCATION DEPARTMENT, ONTARIO,

December, 1876.

PART II

STATISTICAL REPORT.

1875.

TABLE A.—The Public

COUNTIES.	RECEIPTS.				
	For Teachers' Salaries, (Legislative Grant.)	For Maps, Apparatus, Prizes and Libraries, (Legislative Grant.)	Municipal School Assessment.	Trustees' School Assessment.	Clergy Reserve Fund, Balances and other sources.
	\$ cts.	¢ cts.	¢ cts.	¢ cts.	¢ cts.
Glengarry	3032 50	65 87	2922 36	12031 13	2784 06
Stormont	2542 10	70 00	2484 45	13474 17	1911 30
Dundas	2770 00	153 75	4849 67	21354 75	4278 69
Prescott	2560 12	146 40	2919 09	8075 97	2425 93
Russell	1435 00	75 85	1860 81	9968 71	3550 30
Carleton	4913 32	510 24	6428 93	35204 08	17628 92
Grenville	2942 50	99 50	5645 68	17761 90	19945 58
Leeds	4923 00	367 59	6026 33	35438 01	18789 34
Lennox	5246 00	515 75	10615 09	27982 68	21183 47
Ranfur	4770 50	273 45	9846 45	27994 91	7456 00
Frontenac	4553 00	428 58	5534 30	24261 59	7860 73
Lennox and Addington	4083 00	298 75	4536 78	22280 94	8717 25
Prince Edward	2654 00	213 04	3281 02	24419 75	7350 53
Hastings	6149 00	426 34	9359 82	37500 57	17897 86
Northumberland	5408 50	314 27	8340 48	36647 85	8364 64
Durham	4312 00	726 50	5267 90	36566 87	6487 96
Peterborough	3516 50	158 22	3918 20	18976 99	5085 92
Victoria	5529 00	544 97	9027 91	32105 64	26406 52
Haliburton	1855 00	39 30	986 02	2882 65	1631 45
Ontario	6534 00	817 35	11446 90	42763 50	20758 24
York	8983 00	1189 79	17770 94	59625 27	32060 26
Peel	3525 00	409 49	5573 34	26807 94	14781 60
Simcoe	9071 98	763 92	11116 23	66478 11	16493 76
Halton	2956 00	485 56	7018 17	20589 63	14494 12
Wentworth	4147 00	477 12	4085 64	35445 99	13855 39
Brant	2789 00	490 04	2778 93	20914 13	19544 32
Lincoln	2721 00	242 76	6427 52	23476 75	16171 31
Welland	3480 50	289 18	6731 44	25001 25	12514 00
Haldimand	3669 00	167 50	7869 50	23830 38	9815 78
Norfolk	4647 00	449 88	6218 77	30840 37	12344 37
Oxford	5876 00	754 76	6121 63	49601 27	18347 35
Waterloo	4963 50	600 21	13622 66	41552 22	21843 25
Wellington	8026 50	775 86	17113 30	61160 25	18498 59
Grey	8028 67	792 82	7756 73	63967 21	25450 74
Perth	5242 78	387 53	5471 72	41833 28	10555 74
Huron	8838 00	855 23	12805 07	73868 11	24825 64
Bruce	7358 00	800 45	13540 65	48766 04	33273 73
Middlesex	9338 00	706 81	21279 96	67368 19	22068 59
Elgin	4642 00	395 70	7191 64	37592 94	11641 20
Kent	4822 50	329 67	11144 36	36696 61	17468 80
Lambton	4908 00	727 87	10719 95	45508 41	11243 30
Essex	3754 19	212 30	3876 02	33699 07	11713 05
Districts	2817 00	132 05	463 34	4869 00	1453 07
Total	204333 66	18682 22	321995 70	1547125 08	600972 69
CITIES.					
Toronto	8381 00	603 63	84030 36	12620 90
Hamilton	3960 00	366 48	31554 34	8318 80
Kingston	1828 00	56 50	13229 10	2584 70
London	2320 00	76 30	14882 86	13460 50
Ottawa	3199 00	531 06	33748 04	49088 50
Total	19688 00	1633 97	177444 70	86073 70

chools of Ontario.

EXPENDITURE.

Total Receipts for all Public School Purposes.	For Teachers' Salaries.	For Maps, Apparatus, Prizes and Libraries, including 100 per cent.	For Rents and Repairs of School Houses.	For Sites and Building School Houses.	For School Books, Stationery, Fuel and other Expenses.	Total Expenditure for all Public School Purposes.	Balances.
£ cts.	£ cts.	£ cts.	£ cts.	£ cts.	£ cts.	£ cts.	£ cts.
20835 92	13607 89	157 83	566 91	2749 24	1599 50	18681 37	2154 55
20482 02	14140 20	163 65	913 52	1562 11	1928 38	18707 86	1774 16
33406 86	17317 71	307 50	475 14	8645 19	2117 50	28863 04	4513 82
16127 51	10776 71	292 80	600 90	687 55	1343 65	13641 61	2485 90
16890 67	10288 97	302 60	676 61	1573 71	2140 45	14982 34	1908 33
64685 49	32037 33	1284 66	2489 46	12131 33	6890 15	54832 93	9852 56
46395 16	18951 21	319 32	1575 08	15468 02	4227 78	40541 41	5853 75
65544 27	34819 23	735 18	4117 25	11281 96	7022 19	57975 81	7508 46
65542 99	32256 81	1600 38	2711 79	16959 98	6762 99	60251 95	5251 04
50341 31	31155 70	647 98	2033 82	9923 22	4290 52	48051 24	2200 07
42638 20	25713 04	908 09	1765 25	5882 58	4278 72	38547 68	4090 52
39916 72	26404 70	597 50	1909 85	2289 70	4097 20	35298 95	4617 77
37918 34	24316 30	426 08	1766 39	4385 54	3096 83	33391 14	3927 20
71333 59	42099 76	856 14	3762 43	11274 28	5768 33	63760 94	7572 65
59075 74	39660 43	655 73	3327 48	4656 56	4358 52	52658 72	6417 02
53361 23	35612 65	1453 00	3107 00	2946 60	4854 76	47974 01	5387 22
31655 83	19320 16	453 40	1330 26	2953 53	2251 06	26308 41	5347 42
73611 04	32452 34	1089 94	3715 97	20917 78	5793 53	63969 56	9644 48
7394 42	4120 99	100 65	302 55	688 96	723 48	5936 63	1457 79
82319 99	49178 32	1634 70	4053 14	11928 40	9076 91	75871 47	6448 52
119629 26	67903 94	2379 58	6412 74	18220 85	10899 66	105816 77	13812 49
51097 37	27205 92	844 98	2746 31	10506 29	3666 53	44970 03	6127 34
103924 00	63541 47	1808 06	5262 53	14883 19	8201 79	93697 04	10226 96
45543 48	25272 08	974 12	1538 12	9688 50	4729 10	42198 92	3344 56
58011 14	30956 08	954 24	2540 05	14596 94	5009 30	54056 61	3954 53
46516 42	22791 12	1070 23	2240 89	11045 43	4888 69	42036 36	4480 06
49039 34	24756 70	510 45	4017 36	6989 29	3642 15	39915 95	9123 39
48016 37	26549 36	672 26	2774 21	4219 31	4708 65	38923 79	9092 58
45352 16	28332 71	335 00	2152 12	4823 64	3478 39	39121 86	6230 30
54500 39	33978 42	899 76	2381 99	4648 35	4672 24	46580 76	7919 63
80701 01	46029 84	1510 55	3913 65	13511 90	6037 74	71003 68	9697 33
82581 84	44766 65	1215 30	2914 04	15335 93	7347 23	71579 15	11002 69
105574 50	59899 26	1874 73	3825 89	15596 18	10204 69	91400 75	14173 75
106996 17	58209 52	1944 42	4851 20	21522 98	5972 81	92500 93	13495 24
63491 05	40928 53	873 57	3745 21	5698 81	5024 32	56270 44	7220 61
121192 08	68301 66	1710 46	5719 87	25749 21	7598 68	109079 88	12112 20
103738 93	51362 87	1774 49	4872 85	27592 53	7557 60	93160 34	10578 50
120701 55	71848 34	1681 16	4497 86	21299 47	8754 44	108081 27	12620 28
61463 48	36382 38	847 56	3431 15	8799 90	5167 66	54628 65	6834 83
70461 94	39516 99	757 40	3025 06	14619 40	5408 54	63327 39	7134 55
73107 54	44243 90	1455 74	2853 17	9605 84	7763 78	65922 43	7185 11
53254 63	30091 73	657 93	1926 21	11143 23	4144 49	47963 59	5291 04
9734 40	4135 44	264 10	594 99	1111 29	913 36	7019 18	2715 22
2093109 35	1461175 36	41000 22	119438 27	560114 70	218414 29	2400142 84	292966 51
105635 98	45627 30	1207 26	7645 10	36608 69	12384 62	103472 97	2163 01
44199 68	26824 93	5345 52	956 26	2186 00	7549 85	42862 56	1337 12
17698 34	7993 75	292 05	480 78	2270 70	3956 73	14994 01	2704 33
30739 72	11674 47	205 10	1004 40	2325 65	5020 09	20229 71	10510 01
86566 69	21994 44	1181 06	2584 11	20621 53	10092 68	56473 82	30092 87
284840 41	114114 89	8230 99	12670 65	64012 57	39003 97	238033 07	46807 34

TABLE A.—The Public

TOWNS.	RECEIPTS.				
	For Teachers' Salaries, (Legislative Grant.)	For Maps, Apparatus, Prizes and Libraries. (Legislative Grant.)	Municipal School Assessment.	Trustees' School Assessment.	Clergy Reserve Fund, Balances and other sources.
	§ cts.	§ cts.	§ cts.	§ cts.	§ cts.
Amherstburgh	282 00	70 00	2913 00		478 44
Barrie	517 00	84 40	3714 92		914 70
Belleville	1093 00		10148 07		114 83
Berlin	407 00	34 70	3683 10		957 76
Bothwell	147 00		1570 71		1222 77
Bowmanville	448 00	160 50	4901 79		166 73
Brampton	306 00		3191 92		352 44
Brantford	1197 00	100 67	11154 00		2262 34
Brockville	756 00	23 60	5428 00		978 57
Chatham	920 00		8362 45		8312 31
Clifton	229 00	25 00	2935 00		2145 00
Clinton	297 00	10 08	2800 00		381 11
Cobourg	639 00	27 20	5548 00		800 55
Collingwood	417 00		4539 59		818 11
Cornwall	293 00		3335 22		274 23
Dundas	467 00	56 00	4117 36		826 10
Durham	147 00		4861 67		59 73
Galt	564 00	6 41	5568 00		1805 73
Goderich	591 00	46 00	6900 00		190 19
Guelph	1022 00	8 00	24031 26		482 55
Ingersoll	588 00		6454 49		3499 33
Kincardine			3325 00		2774 63
Lindsay	607 00	100 00	3943 65		3023 44
Listowel	146 00		3729 00		2242 11
Meaford	251 00		1485 60		520 00
Milton	134 00		1313 65		1535 00
Mitchell	266 00	35 10	2899 00		941 23
Napanee	437 00	97 15	3730 00		48 83
Niagara	229 00	15 00	1598 83		65 55
Oakville	252 00		2014 66		145 90
Orangeville	215 00	47 20	2783 67		2195 90
Orillia	195 00	6 00	2155 00		264 44
Owen Sound	497 00		3880 50		228 63
Palmerston	163 00	32 50	1029 61		2452 77
Paris	387 00	14 00	5130 77		301 90
Perth	352 00	65 00	3036 10		2768 33
Peterborough	648 00	10 00	6191 63		2200 00
Petrolia	392 00		2470 00		901 55
Pictou	346 00	16 00	1566 62		1849 55
Port Hope	756 00		7600 00		111 55
Prescott	403 00	15 00	2321 40		2681 77
Sandwich	172 00	35 00	2293 36		400 00
Sarnia	447 00	46 00	4449 36		269 90
Seaforth			3100 00		1007 77
St. Catharines	1193 00	80 31	14046 78		2487 77
St. Mary's	475 00		6361 65		2952 11
St. Thomas	327 00	10 75	4340 63		368 00
Stratford	641 00	54 70	8189 88		17752 77
Strathroy	476 00		4300 00		989 77
Thorold	298 00		2390 00		2941 77
Tilsonburgh	236 00		2000 00		658 77
Walkerton	157 00	5 00	1518 23		9417 77
Whitby	401 00	71 81	3271 27		6441 77
Windsor	627 00	193 75	9302 72		1112 77
Woodstock	587 00	64 40	4500 00		1673 77
Total	24040 00	1667 23	250027 12		102770 77

Schools of Ontario.

EXPENDITURE.							
Total Receipts for all Public School Purposes.	For Teachers' Salaries.	For Maps, Apparatus, Prizes and Libraries, including 100 per cent.	For Rents and Repairs of School Houses.	For Sites and Building School Houses.	For School Books, Stationery, Fuel and other Expenses.	Total Expenditure for all Public School Purposes.	Balances.
\$ cts.	\$ cts.	\$ cts.	\$ cts.	\$ cts.	\$ cts.	\$ cts.	\$ cts.
3743 44	2174 99	140 00	324 81	346 50	567 87	3554 17	189 27
5231 02	4035 33	168 80	430 95	445 26	55 65	5135 99	95 03
11355 90	7560 12	20 00	941 22	2496 01	11017 35	338 55
5082 56	3387 51	69 98	13 36	676 54	880 01	4967 40	115 16
2940 48	1325 00	8 50	89 49	191 50	1614 49	1325 99
5677 02	3250 00	321 00	150 00	1461 03	5182 03	494 99
3850 36	2022 62	23 55	79 10	250 31	675 17	3060 75	799 61
14714 01	8082 38	207 00	326 49	2232 97	3566 26	14415 10	298 91
7186 17	3638 00	51 19	213 61	2804 44	6907 24	278 93
17594 76	8332 94	455 18	7 45	3361 72	12157 29	5437 47
5334 03	1790 00	50 00	555 91	750 00	342 00	3487 91	1846 12
3488 20	2524 75	24 16	186 39	28 00	722 17	3485 47	2 73
7014 72	4043 70	114 40	748 13	608 60	1432 55	6947 38	67 34
5774 72	3640 75	113 77	341 63	740 40	938 17	5774 72
3902 47	2314 37	103 79	127 87	1017 47	3563 50	338 97
5466 46	3097 50	112 15	429 99	1400 74	5040 38	426 08
5068 42	1150 00	200 00	3499 65	192 40	5042 05	26 37
7944 15	4373 50	45 33	399 15	922 63	5740 61	2203 54
7727 19	4260 00	92 00	112 68	1621 36	1523 82	7609 86	117 33
25543 79	6525 68	18 00	661 11	15906 34	2201 75	25312 88	230 91
10541 81	4137 94	416 84	181 88	3199 06	742 33	8678 05	1865 76
6099 68	2134 00	3 00	119 73	2024 72	1525 96	5807 41	292 27
7674 08	4593 00	200 00	675 03	1913 63	7381 66	292 42
6117 15	1583 33	97 03	4139 27	291 19	6110 82	6 33
2256 64	1492 85	5 00	248 51	143 00	338 17	2227 53	29 11
2982 72	1292 00	681 00	223 96	2196 96	785 76
4141 32	2185 00	70 20	44 40	499 72	2799 32	1342 00
4313 03	2750 00	194 30	607 97	756 14	4308 41	4 62
1908 33	1240 00	34 00	9 20	183 31	1426 51	481 82
2412 65	1201 00	378 64	732 45	2332 09	60 56
5241 83	1705 00	207 48	450 52	1133 84	1475 76	4972 60	269 23
2620 48	2050 00	13 80	163 99	392 69	2620 48
4606 12	3207 00	101 18	158 24	1077 14	4543 56	62 56
3677 61	963 56	69 30	45 00	2330 36	171 51	3579 67	97 94
5833 70	3116 25	28 00	302 58	810 00	833 62	5090 45	743 25
6221 48	2209 00	130 00	40 73	9 60	3162 71	5552 04	669 44
9050 32	6426 55	20 50	637 74	532 45	1363 98	8981 22	69 10
3763 50	2200 00	187 10	1089 02	3476 12	287 38
3778 17	2217 07	32 00	300 85	205 28	662 35	3417 55	360 62
8467 56	5834 96	446 10	85 00	2000 98	8367 04	100 52
6021 13	2450 00	43 00	560 11	1800 00	1080 33	5933 44	87 69
2900 36	1800 00	70 00	9 23	300 00	428 77	2608 00	292 36
3212 28	3375 00	92 00	172 00	1323 07	4962 07	250 21
4107 79	2185 00	45 00	225 00	360 00	426 55	3240 55	866 24
17807 66	8731 04	160 62	1029 83	4671 64	3414 53	17807 66
9788 79	2998 25	27 50	200 35	1621 53	3081 95	7929 58	1859 21
5046 43	2494 61	35 10	142 99	1718 52	654 91	5046 43
20638 33	6984 34	320 53	1361 16	4596 26	10554 22	23816 51	2821 82
5765 76	3794 60	127 29	573 00	948 85	5443 74	322 02
5629 56	2360 00	300 00	2000 00	454 82	5114 82	514 74
2894 33	1640 00	50 65	331 24	2021 89	872 44
11097 38	1500 00	10 00	182 50	8824 09	393 84	10910 43	186 95
10185 77	2933 00	143 62	24 00	6311 69	773 46	10185 77
11235 99	5605 72	387 50	573 11	2422 61	1694 15	10683 09	552 96
6825 01	3890 51	129 40	57 84	1226 62	5303 77	1521 24
387504 62	182810 02	4569 70	16345 65	78202 75	72976 69	354904 81	32599 81

TABLE A.—The Public

TOTAL.	RECEIPTS.				
	For Teachers' Salaries. (Legislative Grant.)	For Maps, Apparatus, Prizes and Libraries. (Legislative Grant.)	Municipal School Assessment.	Trustees' School Assessment.	Clergy Reserve Fund, Balances and other sources.
	£ cts.	£ cts.	£ cts.	£ cts.	£ cts.
Total Counties and Incorporated Villages	204333 66	18682 22	321995 70	1547125 08	600972 69
Total Cities	19688 00	1633 97	177444 70	86073 74
Total Towns	24040 00	1667 23	259027 12	102770 27
Grand Total, 1875	248061 66	21983 42	758467 52	1547125 08	789816 70
Do 1874	244933 50	22849 00	606538 89	1608437 22	756512 88
Increase	3128 16	151928 63	33303 82
Decrease	865 58	61312 14

NOTE.—The increase of Receipts and Expenditure, as compared with that of the four preceding years, is unusually large for the year 1875, and from which the country has not yet recovered.

The decrease of Trustees' School Assessment is caused by many Municipal School Assessments having been reported combined items is \$90,616 49.

All moneys reported in the Tables represent actual payments made between the 1st January and 31st December.

Tables A, B, C, D, E, include the statistics of Separate Schools. These statistics are given separately in Table F.

Schools of Ontario.

EXPENDITURE.							
Total Receipts for all Public School Purposes.	For Teachers' Salaries.	For Maps, Apparatus, Prizes and Libraries, including 100 per cent.	For Rents and Repairs of School Houses.	For Sites and Building School Houses.	For School Books, Stationery, Fuel and other Expenses.	Total Expenditure for all Public School Purposes.	Balance
\$ cts.	\$ cts.	\$ cts.	\$ cts.	\$ cts.	\$ cts.	\$ cts.	\$ cts.
693109 35	1461175 36	41000 22	119438 27	560114 70	218414 39	2400142 84	292966 51
284840 41	114114 89	8230 99	12670 65	64012 57	39003 97	238033 07	46807 34
387504 62	182810 02	4569 70	16345 65	78202 75	72976 69	354904 81	32599 81
365454 38	1758100 27	53800 91	148454 57	702330 02	330394 95	2993080 72	372373 06
239271 49	1647750 29	54989 26	154036 54	699547 87	309008 95	2865332 91	373938 58
126182 89	110349 98	2782 15	21386 00	127747 81
.....	1188 35	5581 97	1564 92

u. This, however, may be accounted for by the commercial and monetary depression prevalent during the greater part of the year 1874, thereby unduly swelling the Trustees' School Assessment for that year. The increase of

TABLE B.—The Public

COUNTIES.	School population between 5 and 16 years of age.	PUPILS ATTENDING						AGE	
		Pupils between 5 and 16 years of age.	Pupils of other ages.	Total number of pupils of all ages attending School.	Boys.	Girls.	Under 5.	5 to 10 (inclusive).	
Glengarry	5285	4866	248	5114	2676	2438	38	2424	
Stormont	4757	4359	298	4657	2463	2194	25	2330	
Dundas	6031	5348	232	5580	2961	2619	21	2806	
Prescott	5457	3424	101	3525	1831	1694	43	1982	
Russell	3400	3341	280	3621	1823	1798	21	1864	
Carleton	8941	8549	380	8929	4817	4112	33	4383	
Grenville	5797	5434	335	5769	2918	2851	19	2861	
Leeds	8771	8180	493	8673	4491	4182	27	4192	
Lanark	9019	8157	317	8474	4478	3996	126	4362	
Renfrew	8691	7742	395	8137	4255	3882	51	4106	
Frontenac	7932	7232	275	7507	3912	3595	18	3901	
Lennox and Addington	6556	6331	308	6639	3461	3178	20	3338	
Prince Edward	4524	4312	456	4768	2503	2265	8	2204	
Hastings	11274	9962	635	10597	5583	5014	40	5370	
Northumberland	9901	8978	568	9546	5120	4426	23	4762	
Durham	8683	7946	503	8449	4586	3863	15	4047	
Peterborough	6184	5020	222	5242	2819	2423	17	2722	
Victoria	10395	8829	402	9231	4820	4411	34	4779	
Haliburton	1246	855	39	894	460	434	5	498	
Ontario	13282	11846	911	12757	6864	5893	45	6422	
York	17680	16379	1401	17780	9715	8065	43	9252	
Peel	6537	6400	449	6849	3684	3165	15	3489	
Simcoe	19705	16684	1177	17861	9466	8395	82	9053	
Halton	5261	5106	413	5519	2993	2526	20	2780	
Wentworth	7490	7023	424	7447	4051	3396	17	3751	
Brant	5150	4767	393	5160	2811	2349	8	2468	
Lincoln	5844	5341	322	5663	3002	2661	64	2876	
Welland	6683	6307	337	6664	3552	3112	27	3320	
Haldimand	7064	6831	380	7211	3859	3352	19	3689	
Norfolk	9330	8903	809	9712	5124	4588	30	4912	
Oxford	11183	10270	688	10958	5719	5239	6	5063	
Waterloo	10044	9325	261	9586	5365	4221	13	5473	
Wellington	17001	16376	1076	17452	9210	8242	60	9140	
Grey	19411	17285	1163	18448	9825	8623	74	9238	
Perth	11154	10429	482	10911	5789	5122	20	5912	
Huron	21610	19235	908	20143	10703	9440	57	10687	
Bruce	16268	15288	892	16090	8639	7451	37	8149	
Middlesex	18381	17495	1085	18580	9831	8749	55	9334	
Elgin	8828	8520	723	9243	4907	4336	24	4380	
Kent	10716	10139	651	10820	5698	5122	64	5521	
Laumbton	11049	10543	509	11052	5647	5405	37	5867	
Essex	9505	7175	301	7476	3983	3493	57	4133	
Districts	4530	1156	31	1189	611	576	3	599	
Total	406552	367688	22233	389921	207025	182896	1461	198447	
CITIES.									
Toronto	16059	12288	92	12380	6379	6001	10	7648	
Hamilton	7350	6704	42	6746	3494	3252	4	3966	
Kingston	3300	3072	24	3096	1528	1568	158	
London	5000	4766	156	4922	2516	2406	3	2699	
Ottawa	5933	5210	67	5277	2969	2308	335	
Total	37642	32040	381	32421	16886	15535	17	19240	

chools of Ontario.

THE PUBLIC SCHOOLS.

PUPILS.		NUMBER OF PUPILS ATTENDING SCHOOL.						Number of children between 7 and 12 not attending any school.	Average attendance of pupils.
11 to 16 (inclusive).	17 to 21 (inclusive).	Less than 20 days during the year.	20 to 50 days (inclusive).	51 to 100 days (inclusive).	101 to 150 days (inclusive).	151 to 200 days (inclusive).	201 days to the whole year.		
2442	210	434	1153	1487	1110	682	248	140	2123
2033	269	533	974	1205	990	801	151	47	1839
2553	200	471	1019	1427	1320	1000	343	119	2418
1427	73	348	718	944	761	577	177	259	1347
1634	100	511	588	796	909	779	38	263	1427
4108	405	739	1624	2734	2033	1395	404	542	3627
2608	281	596	1202	1530	1222	943	276	66	2176
4008	446	880	1668	2479	1937	1413	296	76	3684
3729	257	822	1564	2035	1985	1516	552	187	3615
3697	283	873	1797	2248	1616	1209	394	465	2937
3339	249	1066	1907	2066	1329	972	167	316	2819
2993	288	717	1234	1777	1563	1113	235	92	2719
2114	442	364	926	1297	1138	867	176	52	2051
4630	557	1320	2142	2819	2238	1799	379	291	4298
4286	475	975	2076	2414	2015	1742	324	158	4010
3936	451	900	1895	2408	1917	1118	211	140	2936
2337	168	625	1212	1468	1076	738	123	135	2092
4044	374	1056	2170	2668	2001	1125	211	292	3429
361	30	92	238	279	173	90	22	43	315
5476	814	1311	2742	3491	2701	1984	528	380	5218
7513	972	1772	3876	4781	3854	2892	605	360	7320
2987	358	1646	827	1850	1490	901	135	20	2619
7787	939	2484	4169	4798	3638	2258	514	542	3230
2380	339	531	1224	1529	1211	910	114	104	2245
3333	346	681	1445	2001	1627	1403	290	99	3295
2300	384	518	1042	1329	1190	865	216	104	2153
2464	259	627	1165	1489	1221	987	174	130	2297
2968	349	667	1356	1904	1503	985	249	144	2727
3182	321	657	1448	1892	1594	1229	391	30	3192
4183	587	1205	1960	2728	2149	1377	293	140	3447
5032	857	906	1986	2861	2552	2017	636	134	4850
3868	232	692	1648	2505	2168	2220	353	106	4567
7327	925	1837	3885	4841	3880	2584	425	379	7322
8085	1050	2558	4896	5338	3479	1806	371	553	5866
4521	459	917	2113	2946	2869	1718	348	248	4418
8564	835	2022	4203	5302	4604	3348	664	334	8206
7205	699	1772	3592	4608	3422	2200	496	444	6035
8166	1025	1617	3552	4984	4405	3309	713	176	7645
4184	649	868	1960	2427	2086	1512	390	93	4057
4669	566	1180	2362	3038	2408	1566	266	396	4197
4717	429	1173	2306	2761	2465	1981	366	158	4619
3056	230	773	1522	2055	1726	1165	235	271	2987
535	50	255	316	270	207	136	3	109	345
170781	19232	41991	81702	105909	85782	61235	13302	9137	153859
4637	85	899	1778	3007	2345	3124	1227	375	7431
2744	38	353	651	1446	1292	1837	1167	150	4361
1485	26	124	355	727	612	743	535	1608
2068	156	449	640	1361	1372	1014	86	57	2434
1859	66	446	799	1565	1088	898	481	2396
12793	371	2271	4223	8106	6709	7616	3496	582	18230

TABLE B.—The Public Schools.

TOWNS.	School population between 5 and 16 years of age.	PUPILS ATTENDING SCHOOL.						
		Pupils between 5 and 16 years of age.	Pupils of other ages.	Total number of pupils of all ages attending School.	Boys.	Girls.	Under 5	5 to 10 (inclusive)
Amherstburgh	700	670	9	679	362	317		3
Barrie	1250	971	4	975	463	512		5
Belleville	2348	2218	23	2241	1108	1133	4	13
Berlin	1166	903	2	905	460	445		5
Bothwell	310	308	5	313	162	151		1
Bowmanville	800	781	2	783	414	369		4
Brampton	709	604	6	610	317	293		3
Brantford	2373	2243	36	2279	1151	1128		9
Brockville	1450	1409	6	1415	691	724		9
Chatham	1830	1781	32	1813	924	889		8
Clifton	567	398	27	425	259	166		2
Clinton	613	608	2	610	293	317		4
Cobourg	1376	1244	9	1253	648	605	1	6
Collingwood	1173	1101	27	1128	682	446		3
Cornwall	700	513	17	530	265	265		3
Dundas	1200	868	42	910	501	409	2	5
Durham	267	258	16	274	143	131		1
Galt	1311	1068		1068	545	523		6
Goderich	1280	1137	5	1142	589	553		7
Geolph	1950	1810	76	1886	946	940	4	10
Ingersoll	1400	1095	20	1115	551	564		5
Kincardine	845	795	1	796	409	387		4
Lindsay	1468	1363	53	1416	720	696	1	6
Listowel	504	504	1	505	261	244		3
Meaford	403	332	21	353	164	189		1
Milton	326	281	28	309	163	146	3	1
Mitchell	642	595	25	620	312	308		4
Napanee	1000	989		989	527	462		7
Niagara	339	333	13	346	191	155		1
Oakville	531	441	4	445	251	194		2
Oranville	700	600	9	609	310	299	180	1
Orillia	600	532	2	534	281	253	2	3
Owen Sound	1188	1039	2	1041	536	505		1
Palmerston	316	256	5	261	115	146		1
Paris	792	782	8	790	405	385		1
Perth	700	639	32	671	331	340	28	1
Peterborough	1800	1789	22	1811	944	867	3	1
Petrolia	756	655	30	685	350	335	9	1
Pictou	720	715	9	724	378	346		1
Port Hope	1522	1322	25	1347	661	686	2	1
Prescott	690	680	8	688	356	332		1
Sandwich	340	284	5	289	146	143	4	1
Sarnia	1200	1180	12	1192	618	574		1
Seaford	600	592	22	614	301	313		1
St. Catharines	2800	2548	13	2561	1192	1369	9	1
St. Mary's	1024	902	8	910	482	428		1
St. Thomas	1170	1153	19	1172	603	569		1
Stratford	1950	1931	13	1944	1004	940		1
Strathroy	1000	971	18	989	496	493		1
Thorold	700	674	4	678	329	349		1
Tilsonburgh	550	523	10	533	248	285		1
Walkerton	536	461	1	462	249	213		1
Whitby	883	864	11	875	497	378	2	1
Windsor	1733	1219	9	1228	593	635		1
Woodstock	1188	1145	13	1158	622	536	5	1
Total	56889	51077	822	51899	26519	25380	259	29

Schools of Ontario.—Continued.

THE PUBLIC SCHOOLS.

OF PUPILS.		NUMBER OF PUPILS ATTENDING SCHOOL.						Number of children between 7 and 12 not attending any school.	Average attendance of pupils.
11 to 16 (inclusive).	17 to 21 (inclusive).	Less than 20 days during the year.	20 to 50 days (inclusive).	51 to 100 days (inclusive).	101 to 150 days (inclusive).	151 to 200 days (inclusive).	201 days to the whole year.		
331	47	35	74	152	161	190	67	408	
421		77	175	255	177	167	124	501	
915	14	146	394	590	599	496	16	1154	
378	3	60	89	129	214	393	20	465	
113	5	19	54	73	62	89	16	146	
337	2	40	87	182	191	237	46	447	
256	5	49	51	125	133	247	5	331	
1295	36	97	208	261	478	999	236	1177	
448	6	105	239	326	363	328	54	798	
903	32	103	199	538	507	340	126	826	
146	27	27	59	120	92	103	24	249	
166	2	20	40	120	230	160	40	344	
611	8	106	189	461	276	159	62	561	
442	32	125	207	267	264	206	59	502	
216		44	107	144	90	100	45	254	
355	3	110	130	215	203	237	15	445	
117	16	16	41	79	52	79	7	130	
377		111	141	254	228	301	33	512	
352	5	92	138	261	246	316	89	600	
809	12	180	376	575	389	342	24	849	
334	11	91	175	281	263	293	12	545	
354	4	98	182	263	142	111		330	
706	43	187	233	432	310	267	47	740	
194	1	17	74	136	138	102	38	239	
192	21	33		34	66	100	120	281	
130	12	15	43	59	87	95	10	152	
165	25	20	44	133	170	214	39	340	
431		91	242	287	245	113	11	472	
185	5	12	59	63	62	79	71	186	
187	4	17	34	90	143	141	20	287	
271	9		40	112	200	50	207	287	
183		48	83	111	104	140	48	288	
381	3	85	128	236	240	327	25	544	
119	3	13	16	71	87	65	9	123	
309	4	21	62	162	217	274	54	483	
307	26	30	55	111	128	266	81	455	
815	83	150	260	389	407	353	252	839	
275	11	47	109	126	115	219	69	360	
323	9	55	107	144	177	193	48	385	
557	23	82	180	285	321	479		776	
251	10	28	80	247	193	125	15	390	
119	5	19	40	79	57	93	1	160	
512	12	115	175	241	256	317	88	637	
221	9	35	90	121	138	195	35	326	
1155	37	195	355	626	598	610	177	1206	
329	5	63	140	252	286	134	35	463	
494	19	139	165	292	249	240	87	648	
629	13	177	367	739	323	306	32	853	
400	18	93	154	221	243	254	24	470	
263	4	90	108	157	124	177	22	332	
243	10	55	74	141	129	126	8	248	
199	1	31	72	113	89	138	19	254	
398	9	71	134	215	256	195	4	399	
472	8	76	147	278	266	285	176	708	
627	8	93	171	261	243	276	114	580	
21918	720	3954	7396	12635	12027	12781	3106	26485	

TABLE B.—The Public

TOTAL.	School population between 5 and 16 years of age.	PUPILS ATTENDING						
		Pupils between 5 and 16 years of age.	Pupils of other ages.	Total number of pupils of all ages attending School.	Boys.	Girls.	AGES	
							Under 5.	5 to 10 (inclusive).
Total Counties and Incorporated Villages	406552	367688	22233	389921	207025	182896	1461	198447
“ Cities	37642	32040	381	33421	16886	15535	17	19240
“ Towns	56889	51077	822	51899	26519	25380	259	29002
Grand Total, 1875	*501083	450805	23436	474241	250430	223811	1737	246689
“ 1874	511603	443099	20948	464047	244206	219841	1704	239858
Increase		7706	2488	10194	6224	3970	33	6831
Decrease	10520							

Result as shown by Special Census taken in December, 1875.

Schools of Ontario.—*Concluded.*

THE PUBLIC SCHOOLS.

OF PUPILS.		NUMBER OF PUPILS ATTENDING SCHOOL.						Number of children between 7 and 12 not attending any school.	Average attendance of pupils.
11 to 16 (inclusive).	17 to 21 (inclusive).	Less than 20 days during the year.	20 to 50 days (inclusive).	51 to 100 days (inclusive).	101 to 150 days (inclusive).	151 to 200 days (inclusive).	201 days to the whole year.		
170781	19232	41991	81702	105909	85782	61235	13302	9137	153859
12793	371	2271	4223	8106	6709	7616	3496	582	18230
21918	720	3954	7396	12635	12027	22781	3106	1090	26485
205492	20323	48216	93321	126650	104518	81632	19904	10809	198574
203658	18827	47625	92232	124258	99457	79408	21067	10321	192898
1834	1496	591	1089	2392	5061	2224	488	5676
							1163		

TABLE C.—The Public

NUMBER OF PUPILS IN THE

COUNTIES.	READING.					Spelling.	Writing.	Arithmetic.	Geography.	Linear Drawing.	Vocal Music.
	1st Reading Book.	2nd Reading Book.	3rd Reading Book.	4th Reading Book.	5th Reading Book.						
Glengarry	1725	1002	1424	921	42	5114	3780	3719	3122	1057	1081
Stormont	1401	728	1229	1296	3	4140	3438	3373	2789	67	44
Dundas	1497	805	1225	1289	764	4701	3771	3587	2307	23	277
Prescott	1272	690	1359	204		3495	2818	2758	1729	45	43
Russell	1479	727	796	539	80	2423	1984	2158	1875	340	330
Carleton	2630	1508	2561	1798	432	7358	6394	5851	5138	415	1047
Grenville	1635	1144	1964	984	42	5276	4507	4404	3590	324	347
Leeds	2502	1646	3195	1322	8	7943	6664	6463	6593	456	748
Lanark	2382	1768	3074	1249	1	7911	6653	6590	6605	780	1948
Renfrew	2766	1727	2237	1288	119	5760	5029	4847	4817	237	612
Frontenac	2731	1698	2544	534		6789	5223	5363	4819	303	2031
Lennox and Addington	1999	1519	2420	688	13	6256	6529	6281	6377	2239	1463
Prince Edward	1111	905	1525	1216	11	4482	4155	4063	4477	1854	792
Hastings	4863	2621	2933	675	5	8363	8202	8484	8272	2158	3273
Northumberland	2895	2373	2922	1106	250	8966	8701	8407	8293	685	1300
Durham	2418	1665	2720	1597	46	7566	6990	7000	7338	679	1291
Peterborough	1801	1236	1428	703	74	4822	4541	4085	4394	894	410
Victoria	2564	2273	3049	1302	43	7893	6950	7062	7278	1544	3486
Haliburton	309	198	268	97	22	724	808	776	793		388
Ontario	4044	2306	3780	1745	882	10585	9922	9817	7712	2809	2723
York	5630	3234	5089	3193	634	16175	14863	13470	11500	4936	4631
Peel	2031	1596	2198	1024		6270	5752	5209	4310	1031	1568
Simcoe	5805	3976	5736	2225	29	15061	13039	12756	13893	1095	2323
Halton	1896	1346	1896	381		5460	5217	5120	4065	3881	1699
Wentworth	2059	1502	2350	1467	69	6972	6175	6221	5651	843	1461
Brant	1412	827	1541	1275	105	4924	4371	4388	5160	1918	1613
Lincoln	1687	1136	1560	1187	93	5267	4346	4667	3911	202	547
Welland	1908	1084	2012	1379	281	5935	5411	5646	5141	885	1633
Haldimand	1933	1192	2236	1671	179	6340	5556	5511	5221	970	1343
Norfolk	2805	1816	2540	2205	346	8578	7499	7447	7069	1500	2930
Oxford	3267	2363	3881	1444		9926	8735	9000	9154	2571	2303
Waterloo	3432	2007	3345	770	32	9586	9586	9586	8461	4791	6257
Wellington	5181	3185	5623	2999	464	16229	13224	12546	12838	2658	5924
Grey	5996	3737	5844	2712	159	15859	14157	14003	13354	3677	4215
Perth	3517	2338	3178	1820	58	9422	8450	8442	7248	969	2777
Huron	6634	4107	6478	2893	31	19351	18582	18258	16571	11978	7577
Bruce	5499	3345	5197	2025	24	14550	12729	12751	11619	2283	3942
Middlesex	5266	3623	5396	3563	732	17456	15100	15240	13263	4119	4525
Elgin	2312	1344	2571	2481	535	8540	7007	6815	6776	582	1124
Kent	3769	2319	3256	1391	85	9911	8985	8928	8940	4477	3875
Lambton	3337	2177	3191	1975	372	9830	8695	8197	7458	924	2470
Essex	2666	1276	2464	987	83	7017	6452	6108	6084	1128	1122
Districts	514	290	356	27		1006	793	699	517	124	321
Total	122173	78362	120591	61647	7148	350432	311783	306096	286522	74510	90618
CITIES.											
Toronto	4791	2340	2966	1738	545	11951	10576	10544	10367	8520	6661
Hamilton	2513	1325	1713	1083	112	6746	6293	6271	5318	4923	5644
Kingston	905	571	1000	542	78	2941	2372	2407	2678	1260	2222
London	1529	1013	1675	705		4293	3593	3593	3681	987	4922
Ottawa	1825	678	1401	1352	21	5277	4335	4647	2830	2898	3944
Total	11563	5927	8755	5420	756	31208	27169	27462	24874	18588	23309

Schools of Ontario.

DIFFERENT BRANCHES OF INSTRUCTION.

Grammar.	Composition.	Chemistry and Botany.	Canadian History.	English History.	General History.	Natural History.	Human Physiology.	English Literature.	Christian Morals.	Civil Government.	Natural Philosophy.	Algebra.	Geometry.	Domestic Economy. (Girls only.)	Mensuration.	Bookkeeping.	Gymnastics or Military Drill.
1996	1586	127	478	413	46	112	70	120	39	65	30	120	57	153
1327	769	44	211	224	163	11	15	23	3	72	152	84
1676	381	362	379	38	4	6	13	7	45	23	22	59
1045	810	202	95	6	9	8	1	253	12	6
1651	845	20	88	79	20	10	15	170	15	15	34	8	55	76
2740	1765	152	870	745	188	136	122	41	105	12	24	71	61	25	50	212	434
2139	1275	26	428	406	74	13	80	5	85	119	22	106	126
3593	1954	206	560	901	47	123	72	23	21	73	35	9	21	211	37
3330	3381	17	262	588	23	19	3	3	8	8	26	4	12	49
2562	1146	108	355	342	71	73	36	11	161	96	23	27	21	40	54	71	105
2252	1642	56	283	323	135	3	5	8	5	3	7	192
5666	2889	143	343	419	13	83	28	267	41	41	35	6	41	31	157
2151	2073	309	722	837	88	300	282	273	25	32	137	69	9	58	240	159
3781	2854	112	235	366	58	45	41	551	261	12	46	24	4	60	97	233
4083	2770	89	427	756	70	3	27	10	335	26	171	52	136	152	160	50
4078	2902	280	371	1299	137	135	294	186	104	275	120	30	130	213	311
2057	1059	10	153	369	24	13	17	135	6	4	21	14	16	24	52	100
3329	2754	183	343	771	91	188	143	70	2	49	125	64	23	150	133	684
390	376	14	32	58	14	6	18	22	1	7
5652	4663	419	777	1214	120	387	209	23	833	133	86	251	99	19	270	271	389
7451	6299	573	1795	2390	364	451	380	33	164	122	366	171	117	251	449	1067
2917	2337	215	480	785	69	117	47	62	38	67	50	13	86	107	303
7484	5189	333	1484	1286	145	155	87	752	386	52	37	49	84	154	82
2208	2253	266	325	350	274	12	78	14	16	15	12	53	278
3664	2130	137	596	687	124	125	463	5	347	38	52	217	105	58	188	228	90
2934	2179	272	1174	1261	116	151	500	17	741	46	41	306	121	10	236	310	509
2904	1085	21	275	320	116	57	114	4	99	38	69	150
4101	1836	43	596	674	148	131	211	168	61	160	86	155	271	51
3062	1620	116	317	956	138	38	299	3	419	45	148	79	2	129	203
3829	2879	72	571	1049	135	92	426	2	164	1	80	132	65	30	95	500	4
5134	3578	418	608	1103	125	274	252	1	262	63	150	75	7	224	251	283
4147	3762	573	649	713	30	405	242	5	323	47	138	179	162	39	192	153	313
7530	4924	453	1002	2453	399	383	647	22	298	6	230	322	225	27	479	519	282
7176	5126	486	1073	1903	125	263	217	14	579	5	71	175	79	21	187	303	100
4353	2956	103	528	1190	147	89	378	193	101	250	128	7	198	127	167
9869	9820	1159	1406	2377	65	908	433	52	469	12	229	367	291	18	503	488	482
6683	5603	208	686	1550	116	186	317	4	423	1	44	187	72	132	239	259	971
8054	6721	489	1400	2603	409	272	672	27	503	137	68	369	155	372	544	982
3770	2753	257	454	1301	216	138	450	10	52	107	260	128	192	327	67
4588	4637	557	741	1228	97	454	228	28	313	138	205	108	15	167	243	293
4626	3184	255	488	1006	167	208	184	18	494	35	129	62	113	228	106
3092	2713	154	464	383	58	70	122	15	182	24	23	17	11	69	134	165
246	241	3	19	3
159520	121699	9475	24617	38171	4600	7039	8140	385	10421	1214	2323	5749	2999	1000	5531	8306	9566
5545	3476	413	970	1876	396	108	9	738	503	173	1410	1112	755
2253	1684	75	62	80	650	6746	62	67	32	124	47	120	224
1463	1032	376	373	404	57	223	94	47	223	147	159	151	97	161	166
2214	1494	162	705	705	162	773	78	40	6	612	52	78
1915	1122	453	1596	432	21	186	164	21	384	185	185	197	197	185	247	265	2897
13390	8808	1404	3719	3479	554	1167	420	77	8126	185	1210	966	559	1816	2179	1358	3193

TABLE C.—The Public

TOWNS.	READING.					Spelling.	Writing.	Arithmetic.	Geography.	Linear Drawings.	Vocal Music.
	1st Reading Book.	2nd Reading Book.	3rd Reading Book.	4th Reading Book.	5th Reading Book.						
Amherstburgh	233	113	262	54	17	634	569	560	483	7	565
Barrie	457	136	319	63		875	805	767	927	417	400
Belleville	835	397	739	245	25	1706	1756	2140	1644		1770
Berlin	326	182	298	99		840	594	840	622	607	581
Bothwell	133	52	80	48		180	180	180	239	25	120
Bowmanville	227	129	265	162		783	783	783	468		
Brampton	198	136	211	65		608	610	610	409	65	
Brantford	714	404	738	346	77	2277	1948	2037	2050	1741	1955
Brockville	414	209	432	244	116	1354	1161	1161	1000		693
Chatham	1288	209	239	77		761	1503	1433	1205	1269	1535
Clifton	138	75	80	126	6	386	385	385	405	252	200
Clinton	226	94	122	98	70	474	474	540	484	55	68
Cobourg	468	296	387	99	3	1106	877	999	999	394	
Collingwood	465	243	223	197		1056	890	1021	809	70	768
Cornwall	203	90	149	88		257	240	290	348	250	322
Dundas	160	309	255	186		890	748	719	734	49	603
Durham	26	51	151	46		258	233	198	294	96	
Galt	342	286	310	128	2	1068	1068	1068	760	440	
Goderich	397	289	296	160		1142	1132	1130	1074	1056	1107
Guelph	895	246	594	397	54	1694	1729	1699	1538	931	1416
Ingersoll	385	171	367	192		884	1093	1093	795	993	
Kincardine	180	157	274	195		614	454	610	449		101
Lindsay	484	349	360	200	23	1386	1476	1396	1163	506	942
Listowel	214	86	158	47		381	381	381	447		
Meaford	110	50	90	103		353	243	353	243		
Milton	96	59	117	37		309	309	309	169	239	154
Mitchell	250	110	191	69		600	425	540	305		
Napanee	363	160	360	106		989	889	764	745	608	989
Niagara	141	57	101	47		305	211	256	250		
Oakville	95	153	169	28		418	383	325	302	314	110
Orangeville	180	149	205	75		609	609	609	519	165	
Orillia	222	112	71	119	10	312	312	312	518		134
Owen Sound	381	162	290	208		983	683	763	923		214
Palmerston	115	33	71	42		184	184	184	184		108
Paris	247	98	288	157		762	728	746	702	16	64
Perth	167	187	176	141		666	565	663	630		540
Peterborough	615	512	368	188	128	1779	1622	1705	1551		357
Petrolia	194	137	176	131	47	680	660	497	612	77	427
Pictou	285	124	122	179	14	562	543	542	451	220	109
Port Hope	454	289	369	195	40	1347	1347	1347	780	243	125
Prescott	263	131	200	89	5	655	452	505	414	400	519
Sandwich	105	43	74	67		289	289	246	196		
Sarnia	448	272	351	121		1068	1175	1068	1071	375	937
Seaforth	216	134	179	85		614	514	472	416	142	614
St. Catharines	811	566	741	389	114	2561	2360	2319	2458	405	2347
St. Mary's	259	178	337	136		903	892	892	1037	221	321
St. Thomas	497	283	263	129		1040	997	846	851		421
Stratford	722	397	554	271		1908	1833	1908	1869	1634	1944
Strathroy	399	226	274	90		701	616	989	432	364	984
Thorold	212	118	196	152		671	580	580	425	185	291
Tilsonburgh	157	81	201	94		446	296	376	295		
Walkerton	108	70	112	172		462	462	462	274	462	
Whitby	276	181	173	110	135	859	722	721	456	364	498
Windsor	542	177	324	185		1149	1023	911	909	41	945
Woodstock	601	147	207	203		1158	1158	1018	847	317	1158
Total	18629	10045	14659	7380	886	46956	44471	45268	40176	15815	27456

Schools of Ontario.

DIFFERENT BRANCHES OF INSTRUCTION.

Grammar.	Composition.	Chemistry and Botany.	Canadian History.	English History.	General History.	Natural History.	Human Physiology.	English Literature.	Christian Morals.	Civil Government.	Natural Philosophy.	Algebra.	Geometry.	Domestic Economy. (Girls only.)	Mensuration.	Bookkeeping.	Gymnastics or Military Drill.	
267	195	26	58	35	1		12	2	300		6	5	3	190	3	35		
343	343	55	87	63	10	53			221		35	40	98	150	20	24		
804	759	12	13	50	20	12			521		40	6	8		10	5	1720	
372	372	72	72	72		72	18				18	18			18	18		
128	62	11	28	17			14					37	10			12		
305																		
344	225		35	65											1	2		
1211	953	324	354	319	71	181	130	35	181		177	194	68		184	66	135	
792	280	19	236	280		101	135		27	19	126	135	19		19	40		
769	659	174	204	174		148	69				69	45	38	19	45	57	70	
277	168	94	46	100	43	57	37				37	12	12	20	37	90		
289	221		68	60		68	40				36					6		
569	373	28	76	97	3	64	41				13	20			29	40		
423	185																	
220	265	66	66	66		66	66		50			12			40	44		
426	189		138	190	43	109	75		200		45	13	3	14	2	70	27	
85	196	31	31	31		22	9				9	7	7		12	12		
440	440	50	128	128		116	12				50	49	19		50			
460	423		142	142	18	142	64		86			18				26		
1023	673	182	174	289	128	69	89	54			143	165	105		171	169	200	
537	537	55	83	133		50			28							1		
467	232			13														
753	237	22	66	163	39	44	10	8	1093	71	34	27	21		28	116	133	
291	291								505									
193	145		35	110								65	41		65	38		
125	149	37	37	37		29	8				5	8	8		8	8		
245	245		65	65		65	65											
466	476		106						106									
177	48	25	43	83			17					3	1		1	13		
197	197		6	6					80							4		
230	380		75				25					25				12		
238	164	12	75	160	12		30		30			12	8		8	12		
298	208																	
113	113		42	42		42	14				14	14	14		14	14		
442	430	126	140	143												8		
591	580		36	345	121	540												
703	353	18	50	50	40	23	9	12			21	21	9		17	25		
354	364		178	178			77					77	29			57		
276	190	85	49	85	14	71	14				12	7	4			14		
606	365		85	85	40		35					75	40		75	125		
335	261	9	75	75	4	60								30		18		
128	99	17	44	17	17				289		6	12				3		
466	344		110	165		96	14					2	2			3		
168	614		38	23	20	38	23				5	23	24		23	61		
1506	703	315	326	254	150	160	59				12	115	47		175	117		
484	245		201	201														
811	792		10	19														
825	704	167	261	213		167					1	5	5		5			
364	364			90		90	90											
249	132	51	96	96	33		70					25	25	63		40		
295	94		94						446		5	5	3			5		
231	274			125													72	
391	258		51									5				2	2	
517	406	21	69	69		21	67											
769	343	73		308					1158			2	5		8			
2445	18318	2177	4321	5806	827	2776	1438	111	5321	90	919	1304	676	486	1070	1484	2285	

TABLE C.—The Public

NUMBER OF PUPILS IN THE

TOTAL.	READING.					Spelling.	Writing.	Arithmetic.	Geography.	Linear Drawing.	Vocal Music.
	1st Reading Book.	2nd Reading Book.	3rd Reading Book.	4th Reading Book.	5th Reading Book.						
Total Counties and Incorporated Villages	122173	78362	120591	61647	7148	350432	311783	306096	286522	74516	90618
Total Cities	11563	5927	8755	5420	756	31208	27169	27462	24874	18588	23394
Total Towns	18629	10045	14659	7680	886	46956	44471	45268	40176	15815	27456
Grand Total, 1875	152365	94334	144005	74747	8790	428596	383423	378826	351572	108913	141468
Grand Total, 1874	148706	93454	139668	71425	10794	411983	363241	361736	353209	91267	134969
Increase	3659	880	4337	3322	16613	20182	17090	17646	6499
Decrease					2004				2637		

Schools of Ontario.

DIFFERENT BRANCHES OF INSTRUCTION.

Grammar.	Composition.	Chemistry and Botany.	Canadian History.	English History.	General History.	Natural History.	Human Physiology.	English Literature.	Christian Morals.	Civil Government.	Natural Philosophy.	Algebra.	Geometry.	Domestic Economy. (Girls only.)	Mensuration.	Bookkeeping.	Gymnastics or Military Drill.
59520	121099	9475	24617	38171	4600	7039	8140	385	10421	1214	2323	5749	2999	1000	5531	8306	9566
13390	8808	1404	3719	3479	554	1167	420	77	8126	185	1210	966	559	1816	2179	1358	3199
24415	18318	2177	4321	5806	827	2776	1438	111	5321	90	919	1304	676	486	1070	1484	2285
97325	148825	13056	32657	47456	5981	10982	9998	573	23868	1489	4452	8019	4234	3302	8780	11148	15050
88489	136617	15045	34348	46901	7957	14472	10668	879	26774	3208	5483	8609	4343	2418	6782	11759	16785
8836	12208	555	884	1998
.....	1989	1691	1976	3490	670	306	2906	1719	1031	590	109	611	1735

TABLE D.—The Public

PUBLIC SCHOOLS

TOTALS.	TOTAL.			RELIGIOUS DENOMINATIONS.								
	Public School Teachers.	Males.	Females.	Church of England.	Roman Catholic Church.	Presbyterian.	Methodist.	Baptist.	Congregationalist.	Lutheran.	Quaker.	Christian and Disciple.
Total Counties and Incorporated Villages	5110	2420	2690	786	545	1567	1658	285	67	28	19	60
Total Cities	337	84	253	53	87	83	94	5	10			
Total Towns.....	571	141	430	106	94	179	132	34	3	1	2	7
Grand Total, 1875	6018	2645	3373	945	726	1829	1884	324	80	29	21	67
Do 1874	5736	2601	3135	924	692	1780	1773	328	69	16	13	31
Increase.....	282	44	238	21	34	49	111		11	13	8	36
Decrease								4				

Schools of Ontario.

TEACHERS.

Reported as Protestants.				CERTIFICATES.								ANNUAL SALARIES.			
Unitarian.	Plymouth Brethren.	Other Persuasions.	Total holding Certificates.	Provincial 1st Class.	Provincial 2nd Class.	1st Class County Board (old).	2nd Class County Board (old).	3rd Class County Board (old).	New County Board Certificates, 3rd Class.	Interim Certificates.	Number of Schools having more than one Teacher.	Highest salary paid.	Lowest salary paid Male Teacher.	Male Teacher without board (average).	Female Teacher without board (average).
5	3	43	5110	95	865	330	140	13	3151	516	382	800	120	361	236
.....	4	1	337	79	89	21	5	9	131	3	79	1000	400	728	235
.....	1	4	571	62	134	60	18	7	270	20	159	1000	300	564	267
.....
5	8	48	6018	236	1088	411	163	29	3552	539	620	1000	120	526	260
7	55	5736	215	857	564	415	56	3069	560	514	1000	100	505	248
.....	8	282	21	231	483	106	20	21	12
.....	2	7	153	252	27	21

TABLE E.—The Pub

TOTALS.	SCHOOLS.			SCHOOL-HOUSES.					TITLE.		SCHOOL VISITS.				
	Number of School Sections.	Number of Schools open.	Number of Schools closed or not reported.	Brick.	Stone.	Frame.	Log.	Total.	Freehold.	Rented.	Inspectors.	Clergymen.	Municipal Councillors and Magistrates.	Judges and Members of the Legislature.	Trustees.
Total Counties and Incorporated Villages..	4644	4566	78	1082	447	2044	1017	4590	4346	244	9031	4621	1779	210	17293
Total Cities	79	79	44	18	17	79	67	12	1227	749	92	12	1007
Total Towns.....	189	189	106	27	56	189	177	12	1284	1806	361	39	2187
Grand Total, 1875	4912	4834	78	1232	492	2117	1017	4858	4590	268	11542	7176	2232	261	20487
Do 1874	4831	4758	73	1169	463	2080	1115	4827	4508	319	10458	7179	1906	325	21186
Increase.....	81	76	5	63	29	37	31	82	1084	326	2
Decrease	98	51	3	64	699

Schools of Ontario.

Total.	EXAMINATIONS.			LECTURES.			PRAYERS			MAPS AND APPARATUS.					Average number of months and days open, including Sundays, holidays and vacations.	Number of Sunday Schools.	Number of Sunday School Pupils.
	Number of Examinations.	Number of Schools distributing Prizes.	Number of Schools holding Recitations.	Inspectors.	Other persons.	Total.	Number of Schools opened and closed with prayer.	Number of Schools using the Ten Commandments.	Number of Schools using Maps.	Total number of Maps.	Number of Schools using Globes.	Blackboards.	Apparatus.	Tablet Lessons.			
70069	10739	1725	2923	998	194	1192	3766	2825	4233	32207	1917	4588	1117	2744	11	3427	170245
6129	70	68	78	72	53	79	897	42	79	50	79	12	153	29945
9362	380	95	118	28	16	44	176	131	187	2285	119	167	122	128	12	344	36450
85560	11189	1888	3119	1026	210	1236	4014	3009	4499	35389	2078	4834	1289	2951	11.11	3924	236590
82027	9515	1884	2857	1874	323	2197	4033	3167	4457	33836	1767	4653	1067	2408	11.07
3533	1674	4	262	42	1553	311	181	222	543	.04
.....	848	113	961	19	158

TABLE F.—The Roman Catholic

TOTALS.	Number of Separate Schools.	RECEIPTS.					EXPENDITURE.		
		Amount of Legislative Grant for Teachers' Salaries.	Legislative Grant for Maps, Apparatus, Prizes and Libraries.	Amount received from School Rates on Supporters.	Amount Subscribed by Supporters and other Sources.	Total Amount Received.	Amount paid to Teachers.	Amount paid for Maps, Apparatus, Prizes and Libraries, including 100 per cent.	Amount paid for other purposes.
		£ cts.	£ cts.	£ cts.	£ cts.	£ cts.	£ cts.	£ cts.	£ cts.
Total Counties and Incorporated Villages..	108	3964 68	57 80	14499 37	10999 83	29521 68	23254 15	240 16	6027 3
Total Cities	19	5872 00	691 08	17072 95	6718 13	30354 16	15136 11	1582 16	13635 3
Total Towns	29	3663 00	205 38	19117 81	7764 75	30750 94	19635 52	438 91	10676 5
Grand Total, 1875	156	13499 68	954 26	50690 13	25482 71	90626 78	58025 78	2261 23	30339 7
Do 1874	166	10833 6	1078 45	54058 75	22393 41	88363 61	51144 15	2432 93	34786 5
Increase		2666 68			3089 30	2263 17	6881 63		
Decrease	10		124 19	3368 62				171 70	4446 7

Separate Schools of Ontario.

TIME AND PUPILS.			TEACHERS			PUPILS IN THE DIFFERENT BRANCHES OF INSTRUCTION.													MAPS, APPARATUS.		
Number of Months Open.	Number of Pupils.	Average Attendance.	Number of Teachers.			Number of Pupils Learning Reading.	Spelling.	Writing.	Arithmetic.	Grammar.	Geography.	History.	Natural Philosophy.	Algebra.	Geometry.	Bookkeeping.	Number of Maps.	Number of Schools using Maps	Blackboards.		
			Male.	Female.																	
11	7223	3331	106	31	75	6732	6059	5122	4947	2259	3824	929	21	22	19	86	400	90	85		
12	8275	4991	41	22	19	8566	5660	5864	6210	3605	4601	3255	315	238	152	537	249	19	42		
12	7175	3452	63	26	37	6609	5929	5386	5530	3155	5154	1757	207	176	97	272	354	29	29		
11	22673	11774	210	79	131	21907	17648	16372	17687	9019	13579	5941	543	436	268	895	1003	138	156		
11	22786	11850	278	92	186	21233	16846	15845	16043	9647	13102	6819	1267	451	333	1217	942	153	166		
.....	674	802	527	1644	477	61		
.....	113	76	68	13	55	628	878	724	15	65	322	15	10		

TABLE G.—The

SCHOOLS.		MONEYS.							
HIGH SCHOOLS.	COUNTIES.	RECEIPTS.						Total receipts.	
		Balance from 1874.	Legislative Grant.		Local Sources.				
			For Masters' salaries.	For maps, prizes, &c.	Municipal grants.	Fees.	Other sources.		
¢	cts.	¢	cts.	¢	cts.	¢	cts.	¢	cts.
Alexandria	Glengarry					1206 00		487 05	1693 05
Almonte	Lanark		735 10	33 00	1428 55	11 25			2207 90
Arnprior	Renfrew	130 16	400 00	24 00	8779 42			199 50	9533 08
Aylmer	Elgin	8 02	402 50	98 86	1482 48				1991 86
Barrie	Simcoe		590 50	26 37	515 25	594 00			1726 12
Beamsville	Lincoln	21 61	571 30	14 00	1156 28			2 50	1765 09
Belleville	Hastings		754 30	5 48	1764 09				2523 87
Berlin	Waterloo	25	410 00	22 52	9205 00			1952 56	11590 33
Bowmanville	Durham		789 70		1721 39			70 00	2581 09
Bradford	Simcoe	260 55	400 00		400 00	16 50			1077 05
Brampton	Peel	39 75	643 70		1839 47				2522 92
Brantford	Brant	12 46	1438 60	55 00	5219 30	312 50	2044 74		9082 60
Brighton	Northumberland	349 43	400 00		700 00				1449 43
Brockville	Leeds	86 88	579 50	8 41	1200 00				1874 79
Caledonia	Haldimand	70 35	612 00	7 00	919 50				1608 85
Camphellford	Northumberland		400 00	5 00	300 00			200 00	905 00
Carleton Place	Lanark	290 46	425 00	29 13	212 50			2036 08	2993 17
Cayuga	Haldimand	21 98	400 00		200 00			375 00	996 98
Chatham	Kent	4 36	380 40		1350 00	124 00			1858 76
Clinton	Huron	7 31	569 90	30 00	800 00	364 00			1771 21
Cobourg	Northumberland	1064 75	2191 30		5585 45	1457 45	375 00	10673 95	16733 95
Colborne	do	170 51	400 00	43 19	200 00		1300 00		2113 70
Collingwood	Simcoe	29 25	694 80	48 47	1642 65		1110 97		3526 14
Cornwall	Stormont	278 00	400 00	29 00	978 89				1686 79
Drummondville	Welland	56 41	400 00	32 26	200 00	175 50	246 71		1110 88
Dundas	Wentworth	1000 00	822 50		1180 73		66 91		3070 14
Dunnville	Haldimand		397 50		800 00		50		1198 00
Elora	Wellington	35 98	540 60	40 48	1200 00		430 02		2247 08
Farmersville	Leeds		420 60		710 00	28 00	399 40		1558 00
Fergus	Wellington	5 25	400 00	6 45	883 84		5 05		1300 05
Fonthill	Welland		400 00		200 00	125 50	4 30		729 80
Galt	Waterloo	312 97	2487 00	12 00	1431 00	3313 52	2597 15	10153 64	16566 40
*Gananoque	Leeds		656 60		1000 00				1656 60
Goderich	Huron	1899 75	602 00	25 30	1425 50				3952 55
Grimsby	Lincoln	75 07	400 00	6 17	450 00	15 00	874 73		1820 97
Guelph	Wellington		400 00		2094 79				2494 79
Hamilton	City		4698 50	177 50	10168 33	1632 45	180 00	16856 78	16856 78
Hawkesbury	Prescott		400 00		736 00		328 55		1464 55
Ingersoll	Oxford		713 30		1384 83				2098 13
Iroquois	Dundas	149 71	802 60		470 00	13 00			1435 31
Kemptville	Grenville	20 26	410 00		321 25		197 34		948 82
Kincardine	Bruce	450 00	714 50		904 75				2069 25
Kingston	City		1519 70	30 00	1153 60	1358 88	1529 65		5591 83
Lindsay	Victoria		564 50		400 00	165 00	1447 14		2577 14
Listowel	Perth	15 96	400 00		1541 81				1957 77
London	City		1337 10		2586 58		476 32		4400 00
L'Orignal	Prescott	10 59	200 00	closed.					210 59
Markham	York	31 44	490 00	20 15	500 00	234 00	45 45		1321 04
Metcalfe	Carleton	38 86	400 00		275 00				713 86
Mitchell	Perth	270 18	433 20	24 00	1093 16		3 00		1823 55
Morrisburgh	Dundas		568 00	24 00	4534 90		328 00		5454 90
Mount Pleasant	Brant	8 12	300 00	40 00	closed.				348 12
Napanee	Lennox	3 91	1194 40	5 00	1522 00		4103 98		6820 29
Newburgh	Addington		413 20	12 87	1482 97		129 50		2038 55
Newcastle	Durham		400 00	26 50	927 00				1353 50
Newmarket	York	236 69	463 50		700 00	533 79			1933 98
Niagara	Lincoln	1 70	400 00	22 00	400 00	150 00			973 70
Norwood	Peterborough		475 50		511 25		1089 11		2078 86
Oakville	Halton		402 50	58 10	1697 44		86		2158 90

High Schools.

MONEYS.						PUPILS AND TERMS OF ADMISSION.	
EXPENDITURE.						Number of pupils attending.	Fees per term of three months per pupil.
Teachers' salaries.	Building, rent and repairs.	Maps, prizes and libraries.	Fuel, books and contingencies.	Total expenditure.	Balance over.		
\$ cts.	\$ cts.	\$ cts.	\$ cts.	\$ cts.	\$ cts.		
1450 00	1126 68		372 56	1499 24	193 81	30	Free.
1242 74	142 67	66 00	193 96	1852 63	355 27	77	Free to residents.
1525 00	7543 63	48 00	300 03	9134 40	398 68	42	Free.
1240 58		198 86	214 58	1938 44	53 42	53	do
1278 32	6 71	52 74	420 37	1720 40	5 72	61	\$4 00.
2200 00	100 00	31 00	106 13	1515 45	250 24	53	Free.
1388 00	28 14	10 96	284 77	2523 87		108	do
2233 75	7353 07	53 07	143 76	8937 90	2652 43	66	do
725 00	177 34	170 00		2581 09		98	do
2287 50			71 96	796 96	280 09	28	Free to residents.
3425 35	5233 89	124 40	165 31	2452 81	70 11	76	Free.
1138 11	10 99		298 96	9082 60		167	Free to residents.
1700 00			44 16	1193 26	256 17	38	Free.
1431 94		23 41	79 65	1803 06	71 73	69	Free; \$1 50 non-residents.
700 00		14 00	125 64	1571 58	37 27	58	Free.
1250 00	518 88	65 51	45 00	755 00	150 00	30	do
762 48	16 45		962 48	2796 87	196 30	55	do
1540 00			150 76	929 69	67 29	47	do
1534 40	2 00	60 00	246 80	1786 80	71 96	38	\$1 00.
3806 25	5293 43		56 71	1703 11	68 10	62	\$2 00.
1251 41	117 07	86 38	417 26	9516 94	1157 01	204	\$3 50.
1500 00	731 04	113 62	350 03	1804 89	308 81	40	Free.
1382 50	12 25	60 10	1133 21	3477 87	48 27	98	do
717 50	241 32	72 39	220 08	1674 93	11 86	37	do
1825 00			79 67	1110 88		29	\$2 50.
687 50			563 86	2388 86	681 28	97	Free.
1198 00	638 28	99 45	446 14	1133 64	64 36	38	do
1000 00	496 50		311 35	2247 08		76	do
1204 34		12 90	30 00	1526 50	31 50	53	Free to residents.
658 80	49 50		82 85	1300 09		49	Free.
7201 50	346 01	25 45	21 50	729 80		29	\$3 00.
1600 00			2580 68	10153 64		271	\$5 00.
1410 00	1793 00	50 60	56 60	1656 60		64	Free.
1017 32	29 10	28 34	175 70	3429 30	523 25	90	do
1850 00	21 60		519 76	1594 52	226 45	34	Free to residents.
9241 44	5274 77	355 00	609 96	2481 56	13 23	35	Free.
963 00			1985 57	16856 78		501	\$4 00.
1750 00	55 33		501 55	1464 55		48	Free.
1312 50	36 49		292 80	2098 13		86	do
800 00	63 49	10 50	81 38	1430 37	4 94	89	Free to residents.
1410 00			74 86	948 85		58	Free.
4427 42	44 40	60 00	104 36	1514 36	554 89	82	do
2100 00	83 53	56 31	1060 01	5591 83		121	\$5 25.
1612 00	17 60		337 30	2577 14		58	Free to residents.
4400 00			193 36	1822 96	134 81	42	Free.
200 00			4400 00			180	Non-residents, \$1 50.
1215 00		40 30	10 59	210 59		29	Free.
600 00	56 25		65 74	1321 04		63	\$2 00.
1100 00	87 83	48 00	54 89	711 14	2 72	29	Free.
1249 00	4000 00	48 00	229 10	1464 93	358 61	53	do
260 00		80 00	157 90	5454 90		53	do
2615 00	53 00	10 00	8 12	348 12		40	do
1773 70	15 00	30 25	4151 20	6829 20	09	138	do
835 00	217 00	53 00	219 59	2038 54		58	do
1454 66	9 40		148 50	1253 50	100 00	36	do
719 00		44 00	76 91	1540 97	393 01	72	\$4 00.
1620 00	60 56		207 87	970 87	2 83	36	\$2 00.
1600 00	255 95	116 20	398 30	2078 86		43	Free.
			186 75	2158 90		40	do

TABLE G.—The

SCHOOLS.		MONEYS.								
HIGH SCHOOLS.	COUNTIES.	Balance from 1874.	Legislative Grant.				Local Sources.			Total receipts.
			For Masters' salaries.		For maps, prizes, &c.	Municipal grants.	Fees.	Other sources.		
			¢	cts.					¢	
Oakwood	Victoria			400 00		1000 00		619 75		2019 75
Omemeé	do	43 95		541 30		400 00		200 00		1185 25
Orangeville	Wellington	71 29		441 40	43 19	850 00	28 50			1434 38
Osborne	Russell	32 25		400 00	closed.					432 25
Oshawa	Ontario			737 90	27 30	865 68		368 95		1999 83
Ottawa	City	43 28		1242 50	77 50	23300 00	1433 00	29450 00		55545 22
Owen Sound	Grey			1387 00		693 50		19 50		2100 00
Pakenham	Lanark	26 13		400 00		200 00		900 00		1526 13
Paris	Brant			508 50		1200 00	6 00	245 25		1968 75
Parkhill	Middlesex	20 40		400 00	53 00	1075 00		40 00		1588 40
Pembroke	Renfrew			417 50	5 00	500 00		769 69		1692 19
Perth	Lanark			976 00	30 00	522 40	196 00	28 42		1752 82
Peterborough	Peterborough	435 47		3291 60	28 00		84 00	2298 80		6137 88
Pictou	Prince Edward	676 70		892 80		1046 40				2615 90
Port Dover	Norfolk			400 00		200 00				600 00
Port Hope	Durham	145 13		942 50		2200 00				3290 00
Port Perry	Ontario	39 50		1001 30		1070 65				2111 00
Port Rowan	Norfolk			400 00		200 00		294 78		894 00
Prescott	Grenville	66 55		498 90	5 00	959 00		300 00		1529 00
Renfrew	Renfrew			400 00		1266 72		14 18		1966 00
Richmond Hill	York	667 42		400 00		500 00				1581 00
Sarnia	Lambton			858 10	7 35	1180 69		511 31		2046 00
Scotland	Brant			400 00		200 00				1111 00
Simcoe	Norfolk			468 90		1151 60				1620 00
Smith's Falls	Lanark			398 60		592 40	102 00			1093 00
Smithville	Lincoln			375 00		560 00		604 66		1539 00
Stirling	Hastings	81 37		200 00	5 00	300 00		5 00		591 00
Stratford	Perth	348 80		828 60		410 55		800 60		2387 00
Strathroy	Middlesex	315 08		599 20	10 50	1099 60		105 50		2129 00
Streetsville	Peel	11 09		400 00	30 00	555 00				996 00
St. Catharines	City	316 94		2498 10	175 26	3923 47	595 00	1740 02		9248 00
St. Mary's	Perth	373 84		979 50	15 75	2800 00	8 50	2624 03		6801 00
St. Thomas	Elgin			868 20		729 37		350 00		1947 00
Sydenham	Frontenac	67 40		400 00	28 00	200 00		1285 00		1980 00
Thorold	Welland			400 00		400 00		5654 00		6454 00
Toronto	City			2650 60	56 28	2195 31	4435 88	545 26		9883 00
Trenton	Hastings	300 00		425 00	10 00	951 55		800 00		1737 00
Uxbridge	Ontario	7 12		703 70	10 00	898 75		400 00		1672 00
Vankleekhill	Prescott	35 90		397 50	20 00	780 70		353 06		1752 00
Vienna	Elgin			406 80	10 00	1191 38				1556 00
Walkerton	Brnce			547 80		200 00		276 00		1733 00
Wardsville	Middlesex	67 62		400 00		774 00	254 00			94 00
Waterdown	Wentworth	298 80		632 00	5 25	218 75	28 00	1062 47		196 00
Welland	Welland			437 50		800 00		2000 00		322 00
Weston	York	21 77		400 00		2053 45				174 00
Whitby	Ontario			1529 00	81 25	1047 22		90 00		364 00
Williamstown	Glengarry	286 26		454 60	14 00	1400 78				189 00
Windsor	Essex			437 50	13 35	1400 78				185 00
Woodstock	Oxford	93 69		648 40		1674 20	195 00	200 00		281 00
Total for 1875	1875	12366 62		76042 70	1793 19	160223 57	17990 22	79601 70		34801 00
Total for 1874	1874	12585 88		75553 75	1320 71	137801 33	19022 93	52675 54		29806 00
Increase				488 95	472 48	22422 24	1032 71	26226 16		4905 00
Decrease		219 26								

* Estimated.

† To the above \$76042.70 must be added \$600 paid to Meteorological Stations during 1875.

High Schools.

MONEYS.						PUPILS AND TERMS OF ADMISSION.	
EXPENDITURE.						Number of pupils attending.	Fees per term of three months per pupil.
Masters' salaries.	Building, rent and repairs.	Maps, prizes and libraries.	Fuel, books and contingencies.	Total expenditure.	Balance over.		
¢ cts.	¢ cts.	¢ cts.	¢ cts.	¢ cts.	¢ cts.		
1050 00	914 85		54 90	2019 75		34	Free.
887 50	175 55		112 90	1175 95	9 30	52	do
1170 00	131 90	86 38	44 23	1432 51	1 87	38	Free to residents.
400 00			32 25	432 25		20	Free.
1700 00	61 80	54 60	183 43	1999 83		83	do
5960 00	17250 83	155 00	32112 65	‡55478 48	67 80	126	Pupils not passed, \$5 00.
2100 00				2100 00		170	Free.
851 88	546 39		118 26	1516 53	9 60	31	do
1550 00	40 93		331 61	1922 54	46 21	69	Non-residents, \$3 00.
1390 00		106 00	88 66	1784 66	3 74	41	Free.
900 00	129 70	10 00	260 48	1300 18	392 01	49	do
1400 00	15 00	60 00	159 00	1634 00	118 82	115	\$4 00.
4760 50	190 97	56 00	882 48	5889 95	247 92	254	Non-residents, \$1 50.
1825 80	99 50	3 25	443 14	2371 69	244 21	109	Free.
555 00			45 00	600 00		30	do
2600 06	210 36		455 66	3266 02	24 61	105	do
1825 00		7 68	114 50	1947 18	164 27	115	do
752 20	118 50		24 08	894 78		26	do
1329 71	22 33	10 00	134 58	1496 62	32 87	56	do
700 00	1119 12	12 50	135 10	1966 72		31	do
1038 94	15 73		151 98	1206 65	374 95	38	do
1550 00	223 13	36 35	236 66	2046 14		99	do
563 92			547 39	1111 31		42	do
1270 00	106 00	20 00	224 50	1620 50		62	do
950 00			143 00	1093 00		60	\$0 75.
1209 00	149 03		68 29	1426 32	113 34	60	Free.
445 00		10 00	79 12	534 12	57 25	27	do
1800 00	2 35		205 89	2008 24	379 71	105	do
1800 00	101 05	21 00	168 10	2090 15	39 73	92	do
562 50	30 80	60 00	48 24	701 54	294 55	30	do
6258 37	1784 57	350 52	855 33	9248 79		253	Pupils not passed, \$3 00.
2063 08	2053 11	31 50	1434 79	5582 48	1219 14	128	Free to residents.
1700 00	10 77		236 80	1947 57		134	Free.
1712 50		56 00	183 72	1952 22	28 18	60	do
947 50	4866 92			5814 42	639 58	27	do
8295 17	237 98	112 56	1237 62	9883 33		275	\$5 00, \$4 38, and \$4 00.
1300 00	171 43	10 00	230 46	1711 89	25 61	58	Free.
1586 50	30 00	20 00	23 68	1660 18	12 19	97	do
748 00	544 26	40 00	273 66	1605 92	146 23	30	do
1187 50	296 73	20 00	46 33	1550 56		36	do
1275 00	111 01		47 25	1433 26	305 92	71	do
911 75				911 75	31 87	39	do
1525 00	40 00	10 50	107 25	1682 75	281 30	83	\$1 50.
1350 00	76 66		185 46	1612 12	134 60	64	Free to residents.
975 00	2043 52	25 00	147 87	3191 39	30 38	35	Free.
2821 39	283 83	162 50	375 98	3643 70		149	do
1078 00	6 10	61 00	101 38	1246 48	645 60	52	do
1700 04		26 70	127 89	1851 63		61	do
1750 00	13 50	10 00	953 02	2726 52	84 77	75	\$1 00.
184752 76	76586 36	4073 78	66600 46	332013 36	16004 64	8342	
179946 29	63684 43	3323 28	39639 52	286593 52	12336 62	7871	
4806 47	12901 93	750 50	26960 94	45419 84	3668 02	471	

‡ This item includes \$31272 repaid Bank for money advanced.

TABLE H.—The

NUMBER OF PUPILS IN THE VARIOUS BRANCHES OF

HIGH SCHOOLS.	SUBJECTS.											
	In Christian Morals.	In English Grammar and Literature.	In Composition.	In Reading, Dictation and Elocution.	In Penmanship.	In Linear Drawing.	In Book-keeping and Commercial Transactions.	In Arithmetic.	In Algebra.	In Geometry.	In Logic.	In Trigonometry.
Almonte		77	77	77	77	52	45	77	58	30		
Arnprior		42	42	42	42		13	42	42	24		1
Aylmer		53	53	53	53	7	16	53	53	15		3
Barrie	61	61	61	58	50			61	47	46		
Beamsville		53		53	36			53	24	10		
Belleville	108	108	108	108	108	90	36	108	108	38	74	14
Berlin		65	65	64	43	16	30	65	66	52		6
Bowmanville		98	98	98	98		60	98	98	98		
Bradford		28	28	28			5	28	19	12		
Brampton		76	76	76	76	12	15	76	62	34		1
Brantford		167	167	120	120	40	20	167	167	114		
Brighton		20	34	34		12	30	34	15	8		
Brockville		69	69	69	69	69	30	69	69	14		
Caledonia		58	58	58	58		58	58	58	28		
Campbellford		30	30	30	30	30	10	30	25	17		
Carleton Place		55	55	55	55	55	15	55	55	36		
Cayuga		28	28	28	28		10	28	20	15		
Chatham		38	38	38			12	38	38	15		1
Clinton	62	62	62	62	62		33	62	47	47		8
Cobourg		204	100	65	37	20	20	180	74	50		3
Colborne		40	7	40	40		16	40	15	10		
Collingwood		98	98	98	98	56	79	98	92	75		
Cornwall		37	37	37	37	37		37	37	37		
Drummondville		29	29	29	12		12	29	27	20		3
Dundas	77	97	97	97	97	97	90	97	97	59		1
Dunnville		38	38	38	38		20	38	28	15		1
Elora		76	76	76	40			76	58	56		
Farmer-ville		50	50	51	45	45	6	50	47	20		
Fergus	1	47	47	47	47	1	10	47	28	25		
Fonthill	29	29	29	29	29			29	15	10		
Galt		271	75	271	250	30	35	271	136	126		16
Gananoque	64	64	64	64	64		19	64	53	25		2
Goderich	90	90	90	90	55		35	90	78	57		
Grimsby		34	34	34	34		24	34	20	10		
Guelp		35	35	35	35	23	35	35	35			
Hamilton		501	501	480	461	432	254	501	501	408		40
Hawkesbury	48	48	48	48	48	48	32	48	48	34		4
Ingersoll		87	87	87	45		45	87	87	50		4
Iroquois		89	89	89	80	70	18	89	89	42		
Kemptville		58	58	58	58	58	22	58	20	10		
Kincardine	82	82	82	82	49	27	19	82	75	47		5
Kingston		121	42	121	121	23	43	121	81	70	42	
Lindsay		58	58	58	58	25	40	58	58	43		
Listowel	42	42	42	42	42		30	42	42	42		
London	180	180	180	180	180	180	122	180	180	119		4
Markham		63	63	63	40	2	10	63	61			
Mitchell		53	30	53	46	28	23	53	53	23		
Morrisburgh		53	53	53	53		23	53	33	26		
Napanee		138	138	138	123	138	34	138	84	33		16
Newburgh		58	58	58	45		13	58	25	20		
Newcastle		36	36	36	36		6	36	18	10		
Newmarket		72	72	72	40		20	72	60	60		2
Niagara	36	36	36	36	36	15	20	36	36	36		
Norwood		43	43	43	43		7	43	40	18		
Oakville		40	40	40	40	30	14	40	40	30		1
Oakwood		34	34	34	34	34	31	34	34	34		

High Schools.

INSTRUCTION, AND MISCELLANEOUS INFORMATION.

In Mensuration.	SUBJECTS.											CLASSIFICATION.								
	In History.	In Geography and Astronomy.	In Natural Philosophy.	In Chemistry and Agriculture.	In Natural History.	In Physiology.	In Elements of Civil Government.	In French.	In German.	In Latin.	In Greek.	In Gymnastics and Drill.	English Course.				Classical Course.			
													First Form.	Second Form.	Third Form.	Fourth Form.	First Form.	Second Form.	Third Form.	Fourth Form.
7	77	77	55	55	14	32	32	40	9	not	not	not	clas	clas	sifie	d.	12	6	4	
40	42	42	10	10	6	30	30	14	2	15	15	15	clas	clas	sifie	d.	15	7	7	3
51	51	51	35	35	22	17	17	18	1	not	not	not	clas	clas	sifie	d.	15	7	7	3
61	61	61	3	16	22	23	23	32	5	32	32	32	clas	clas	sifie	d.	15	7	7	3
53	53	53				6	6	15	3	not	not	not	clas	clas	sifie	d.	15	7	7	3
108	108	108	76	76		28	28	25	3	34	34	25	clas	clas	sifie	d.	15	7	7	3
63	63	63	45	45		27	27	23	7	23	23	27	12	12	2	2	10	6	1	6
98	98	98	30	30	30	35	35	8	8	19	19	24	2	2	3	8	12	9	3	
28	28	28	5	5		4	4	14	3	8	8	4	2	2	3	7	5	2		
3	76	76	10	12	18	31	31	28	12	28	28	21	14	13	2	11	9	5	3	
26	167	167	23	16	150	53	53	16	144	30	30	9	20	11		50	39	25	13	
25	14	10	4	4		9	9	16	8	4	4	6	6			16	4	8		
49	39	69	40	69	69	31	31	3	36	1	1	2	14	20		1	13	14	5	
16	58	58	16	16	58	12	12	6	16	6	6	23	12	7	4	5	9	4	4	
26	30	30	10			8	8	6	16	6	6	12	4			5	9			
55	55	55	6	6		7	7		11	3	3	21	16	7		3	2	6		
4	28	28	4	20	20	12	12		12			16	1			10	1			
23	38	38	8			15	15		16	5	5	10	11			15	2			
30	62	62	30	62	62	36	36	16	29	18	18	12	10	10		14	8	4	3	
3	75	74	32	12	8	47	47	13	85	59	59	14	12	20	8	30	20	40	60	
1	40	40	1	13		19	19		12	4	4	not	clas	sifie	d.	27	5			
98	90	90	26	30	8	53	53	7	40	11	20	16	50			17	5			
10	37	37	13		37	19	19		27	2		1	9			17	5	4	1	
29	29	29	8	12		15	15		20	7		8		1		15	3	12		
97	97	97	43	43	43	31	31		27	5		35	26	3	4	13	5	10	1	
38	38	38				9	9	4	18	2		18	2			12	4		2	
23	62	76	48	48	48	25	25	7	76	7	14	9	12	7		23	21	20	12	
50	50	51	9	8	10	9	9		25	4		14	4	4		5	6	11	3	
47	47	47				14	14		24			14	4	4		16	6	3		
15	29	29	6		6	3	3	3	10	1		5		10		10		4		
64	64	64	13	64	28	23	23	57	235	39	250	20	26			16			2	
90	90	90	13		16	41	41		30	4		35	15	5		22	8	5		
20	25	32	3		32	4	4		8	3		26				4	1	3		
35	35	35				13	13	11	22	9		13				15	6	1		
400	501	501	142	142	162	280	280	120	220	64		112	34	28	14	123	56	41	35	
48	48	48	16	16	16	34	34		16	3		20	9			16	3			
50	87	87	35		30	25	25	5	30	4		37	13	4	3	20	6	3	1	
40	75	70	12	2	4	14	14		79	12		6	4			50	20	9		
8	58	58	12		4	10	10		3			45	10			3				
47	74	74	23			21	21		21	12		22	23	12	4	9	5	4	3	
51	121	87	41		41	27	27		105	18		9	9			42	27	45	21	
30	58	58	9		22	10	10		22	7		20	12	4		11	8	3		
12	42	42	15		25	14	14		25			17				25				
122	180	180	81	122	140	46	46	8	31	10	99	55	40	37	17	9	8	8	6	
61	63	7	25	30		2	2		26	11		33	4			16	6	2	2	
10	39	53	5	8	13	10	10		29	2		24				10	12	7		
53	53	53	10	30	10	23	23		24	2		9	16	4		3	6	15		
22	183	138	16	63	75	29	29		62	17		24	32	18	2	20	13	20	9	
23	58	58	6	13	20	15	15		17	2		21	20			17				
36	36	36	8	36		11	11		12	2		19	5			3	7	1	1	
15	68	65	10	10		32	32		48	8		18	6			12	18	14	4	
12	36	36				17	17		24	2		7				27	2			
5	43	43	10		9	5	5		19			18	6			5	14			
20	40	40	15	12		17	17	6	18	6		10	5	3		12	8	2		
34	34	34	31	34	1	3	3	1	3			8	23			3				

TABLE H.—The

NUMBER OF PUPILS IN THE VARIOUS BRANCHES OF

HIGH SCHOOLS.	SUBJECTS.											
	In Christian Morals.	In English Grammar and Literature.	In Composition.	In Reading, Dictation and Elocution.	In Penmanship.	In Linear Drawing.	In Book-keeping and Commercial Transactions.	In Arithmetic.	In Algebra.	In Geometry.	In Logic.	In Trigonometry.
Omemeo	52	52	37	41	29		16	52	7	7	5	
Orangeville		38	38	38	12		38	38	38	17		
Oshawa		83	83	83	83		10	83	50	50		
Ottawa		126	126	126	126	3	104	126	126	126		2
Owen Sound		170	170	170	109	143	104	170	170	93		
Pakenham		31	31	31	31	6	9	31	13	6		
Paris		69	69	69	69		45	69	69	58	11	
Parkhill		41	39	39	20	3	2	41	38	21		
Pembroke		49	49	49	49		9	49	39	23		
Perth		115	115	115	75		40	115	112	55		
Peterborough		254	254	254	200	100	100	254	254	180		4
Pictou		109	109	109	109	100	65	109	109	20		
Port Dover	30	30	30	30	10		20	30	14	4		
Port Hope		105	105	105	105	105	28	105	105	105		
Port Perry		115	115	115	115	115	74	115	110	108		1
Port Rowan		26	26	26	26	5	7	26	14	4		
Prescott		56	56	56	56	56	50	56	56	56	18	
Renfrew		31	23	31	31		20	31	31	13		
Richmond Hill		38	38	38			11	38	37	14		
Sarnia		99	99	99	63	70	92	99	99	58		
Scotland		42	42	42	42			42	35	11		
Simcoe		61	61	61	61	61	61	61	61	26		
Smith's Falls		60	60	60	60	39	20	60	60	25		
Smithville	60	60	35	60	40		4	60	30	10		
Stirling		27	27	27	27		18	27	27	14		
Stratford		105	105	105	105		56	105	93	23		
Strathroy	92	92	92	92	92	31	33	92	44	26		
Streetsville		30	30	30	30	4	12	30	12	6		
St. Catharines		253	253	253	253	164	105	253	253	135		
St. Mary's		128	128	128	128		62	128	128	128		
St. Thomas		134	134	134	103		31	134	134	34		
Sydenham		59	59	59	59		25	59	48	6		
Thorold		27	27	27	27		7	27	27	27		
Toronto		275	200	275	183	215	207	275	275	213	20	3
Trenton		58	56	58	56		14	58	55	48		
Uxbridge		97	97	97	45		50	97	97	85		
Vankleekhill		29	29	29	29		4	29	29	13		
Vienna		36	36	36	36	36	6	36	36	34	6	
Walkerton		71	71	71	71		40	71	60	35		
Wardsville		39	39	39	39	39	22	39	36	26		
Waterdown		83	83	83	83	20	28	83	83	18		
Welland		64	64	64	64	15	22	64	56	43		
Weston		35	35	35	35		4	35	22	15		
Whitby		149	149	149	135	40	19	149	143	65		
Williamstown	52	24	52	52			24	52	30	31	22	
Windsor		61	61	61	61			61	61	10		
Woodstock		75	75	75	38		20	73	36	23		
Total for 1875	1186	8130	7557	7949	6861	3201	3403	8146	7038	4513	180	27
Total for 1874	1375	7777	7059	7802	6805	2880	3320	7754	6365	4151	274	27
Increase		353	498	147	56	321	83	392	673	362		
Decrease	189										94	

* In Hamilton there are 58 in the 5th Form.

High Schools.

INSTRUCTION, AND MISCELLANEOUS INFORMATION.

SUBJECTS.														CLASSIFICATION.							
In Mensuration.	In History.	In Geography and Astronomy.	In Natural Philosophy.	In Chemistry and Agriculture.	In Natural History.	In Physiology.	In Elements of Civil Government.	In French.	In German.	In Latin.	In Greek.	In Gymnastics and Drill.	English Course.				Classical Course.				
													First Form.	Second Form.	Third Form.	Fourth Form.	First Form.	Second Form.	Third Form.	Fourth Form.	
3	37	37	7	24				18		19	2		18	10	5		14	4	1		
20	33	33						8		10	5		11	17			10				
	83	83						15		30	6		35	8			14	20	3	3	
29	126	126	29					124	21	121	51		5				52	40	15	14	
93	170	170	38	38	33	36		44	14	94	17		35	28	13		59	22	9	4	
28	31	28	29		22	11		10		21	1		8				4	5	10		
58	69	69	38		69	38		35		66	4		3				25	22	15	4	
12	39	39	16		36	15		20		10	3	22	16	15			4	4	2		
	49	49	4	1				36		2	2		5	7	1		13	17	6		
8	104	115	9		25			56		70	13		18	12	9	6	25	21	16	8	
60	111	240	35	40	36			87	15	174	28		30	50			85	43	36	10	
	109	109	10	20	40			44		49	2		42	18			21	28			
20	30	26						19		8	1				1		4	4	19	2	
	105	105	105		60			60		53	16		24	20	6	2	20	15	8	10	
105	115	115	57	45	115	67		30		48	24		22	19	14	12	18	10	12	8	
	26	26	2	5				3		9			4	13			2	5	2		
40	56	56	56	2	20			20		12	2		26	12	6		6	2	4		
10	31	31			17			5		8	1		5	7	7	4	7		3		
	38	27	5		8			6		16	2		16	4	4		14		1		
42	99	99	46	32	36	38		52		28			36	72	8	8	15	8	6	6	
	29	30						5		21	2		not	clas	sifie	d.					
	61	61	5	52	52	45		27		43	1		10	6	3		25	10	8		
60	60	60	2	60	60			13		4	4		40	16			4				
12	60	60	5		60					21	4		20	10	11		3	8	4	4	
3	27	27	16		13			11		10	3		19				3	2	3		
46	105	105	46		34			48		21	4		25	33	26		6	4	6	5	
35	82	82	13		83			15		28	4	61	47	17			12	16			
1	30	30	1		8	4		12		9	5		10	5	6		2	2	2	3	
253	253	253	7	142	95			174	30	119	27		45	38	29	22	46	32	22	19	
128	128	128	62	62				56	7	66	15		33	19	10		27	19	19	1	
134	134	134			31			18		28	2		94	10	2		21	5	2		
	43	59	20					10		9	1		not	clas	sifie	d.					
20	27	27	5					8		7	1		3	3	13	1	1	5	1		
60	275	275	60	60	115	129		164	57	183	44		65	3	59	28	10	30	50	2	
	58	58	13	23	24	23		23		41	10		10	9	1		14	5	12	7	
	97	97	30	8	38			25		29	16		not	clas	sifie	d.					
	25	29	12		16			3		10	5		6	13			5	5			
18	36	36	18	4	17	7		9		20	4	36	6	7			7	10	6		
35	71	71	21					34		40	11		10	7	8	6	6	20	6	8	
	39	39						10	2	32	2		6	1			16	13	3	1	
6	83	83	8	2	2			25		39	8		21	18	5		29	7	3		
27	64	62	36	64	64			15	5	52	11		5	15	2		16	15	9	2	
35	35	35	2		2	35		11	13				not	clas	sifie	d.					
65	149	149	11	90	130	11		91	14	65	25		24	31	27	2	10	16	29	10	
20	52	52	52		24	52		23	12	28	5		8	22			13	6	3		
	61	61						23		12	28	5	18	10			19	10	4		
38	73	73	35	24				11		22	6		not	clas	sifie	d.					
301	7580	7866	2134	1924	2156	1792	35	2956	509	3864	875	536									
2918	7033	7461	2097	2012	2256	2123	162	3111	462	3942	898	533									
383	547	405	37					47				3									
			88	100	332	127	155		78		23										

TABLE H.—The

MISCELLANEOUS

HIGH SCHOOLS.	Brick, stone, or frame.	When built.	Freehold, leased, or rented.	Size of playground.	Estimated value of school house and site.	Schools under united boards.	Year when school was first opened.	Number of maps in school.
Almonte	Stone	1875	Freehold	1 acre	\$12000	1	1872	7
Arnprior	Brick	1875	Freehold	4½ "	8000	1	1864	3
Aylmer	Brick	1870	Freehold	4.5 "	5000	1	1873	12
Barrie	Brick	1850	Freehold	3 "	2500		1843	12
Beamsville	Brick	1857	Freehold	2 "	4000	1	1850	12
Belleville	Brick	1872	Freehold	1½ "	22000	1	1840	20
Berlin	Frame	1853	Rented	1¼ "	600		1855	12
Bowmanville	Brick		Freehold	2 "		1		35
Bradford							1860	8
Brampton	Brick	56-58	Freehold	1½ "	8000		1856	19
Brantford	Brick	1874	Freehold	3.5 "	12000		1851-2	27
Brighton	Brick	1860	Freehold	1 "	10000	1	1850	39
Brookville	Stone	1855	Freehold	1 "	16000	1	1818	83
Caledonia	Brick	1867	Freehold	1 "	4000	1	1851	20
Campbellford	Brick	1870	Freehold	1¼ "	8000	1	1874	12
Carleton Place	Stone	1870	Freehold	1 "	7000	1	1853	10
Cayuga	Brick	1872	Freehold	1 "	6000		1851	12
Chatham	Brick	1855	Freehold	1½ "	10000		1856	12
Clinton	Brick	1870	Rented	1 "	8000		1866	12
Cobourg	Brick	1874	Freehold	2.5 "	6000		1820	25
Colborne	Brick	1859	Freehold	½ "	2000	1	1857	23
Collingwood	Brick	1874	Freehold	1 "	6000		1857	14
Cornwall	Brick		Freehold	1 "	2000		1806	22
Drummondville	Frame	1833	Freehold	2 "	4000		1856	25
Dundas	Brick	1867	Freehold	1 "	10000	1	1855	21
Dunnville	Brick	1870	Freehold	1 "	3000		1869	20
Elora	Stone	1856	Rented	1.3.5 "	3000		1851	15
Farmersville	Stone	1859	Freehold	1½ "	6000	1	1860	20
Fergus	Stone	1865	Freehold	1 "	3500	1	1865	13
Fonthill	Frame	1863	Rented	1 "			1863	14
Galt	Stone	1852	Freehold	7 "	22500		1852	36
Gananoque	Stone	1859	Freehold	1 "	6000	1	1845	20
Goderich	Brick	1874	Freehold	1 "	6000		1841	12
Grimsbv	Frame	1859	Freehold	1.16 "	1000		1857	10
Guelph	Stone	1849	Freehold	4 "	4800	1	1841	12
Hamilton	Stone	1866	Freehold	1½ "	18000	1		40
Hawkesbury	Brick	1873	Freehold	2.5 "	7500	1	1874	24
Ingersoll	Brick	1872	Freehold	2 "		1	1856	
Iroquois	Stone	1846	Leased	1 "	4000		1846	20
Kemptville	Brick	1873	Freehold	3¾ "	8000	1	1842	16
Kincardine	Brick	1872	Freehold	1 "	7000	1		20
Kingston	Stone	1852	Freehold	1½ "	6000		1792	27
Lindsay	Brick	1860	Freehold	5 "	20000	1		25
Listowel	Frame	1873	Rented	1½ "	1200		1873	22
London	Brick	1849	Freehold	1.5 "	16880	1	1834	40
Markham	Frame	1850	Freehold	2 "			1858	12
Mitchell	Brick	1872	Freehold	1½ "	4000		1873	12
Morrisburgh	Brick	1875	Freehold	1 "		1	1864	12
Napanee	Brick	1865	Freehold	2 "	15000	1		22
Newburgh	Stone	1872	Freehold	1½ "	5000	1	1844	15
Newcastle	Brick	1858	Freehold	1 "	5000	1	1858	10

High Schools.

INFORMATION.

Number of globes in school.	Estimated value of library books, maps, and furniture.	Schools in which the Bible is read.	Schools in which there are daily prayers.	Number of pupils matriculated at any university.	Number of pupils who entered mercantile life.	Number of pupils who became occupied with agriculture.	Number of pupils who joined any learned profession.	Number of pupils who left for other occupations.	Number of Masters engaged.	HEAD MASTERS AND THEIR UNIVERSITIES.
1	\$ 50	1	1	5	4	2	3	2	Peter C. McGregor, B.A., <i>Queen's</i> .
1	400	1	1	2	2	2	W. C. Middleton, B.A., <i>Toronto</i> .
.....	550	1	1	1	2	1	1	2	W. M. Noble, B.A., <i>Cambridge, Eng.</i>
2	1	3	5	3	2	H. B. Spotton, M.A., <i>Toronto</i> .
1	200	1	2	3	2	Wm. Malloy, B.A., <i>Toronto</i> .
.....	500	1	1	10	6	3	18	3	R. W. H. Dawson, B.A., <i>Trinity, Dub.</i>
1	200	1	1	3	1	7	8	3	James W. Connor, B.A., <i>Toronto</i> .
5	1	1	3	6	3	Wm. Oliver, B.A., <i>Toronto</i> .
1	1	1	1	James Crozier, B.A., <i>Toronto</i> .
1	600	1	1	3	8	7	9	7	2	Wm. E. Perdue, B.A., <i>Toronto</i> .
1	4	1	3	4	James Mills, M.A., <i>Victoria</i> .
1	300	1	1	5	1	2	5	2	W. M. Elliott, M.A., <i>Victoria</i> .
2	350	1	1	30	20	5	2	L. Hamilton Evans, B.A., <i>Trinity</i> .
.....	2	John King, A.M., LL.D., <i>Trinity, Dublin</i> .
2	950	1	1	1	6	2	1	E. M. Brisbin, B.A., <i>Albert</i> .
2	1300	2	2	10	2	Rev. F. F. Macnab, B.A., <i>Queen's</i> .
.....	15	10	12	2	T. H. Smyth, B.A., <i>Toronto</i> .
1	100	1	1	3	2	6	4	2	Jno. B. Rankin, B.A., <i>Toronto</i> .
2	1	6	4	15	2	James Turnbull, B.A., <i>Toronto</i> .
2	500	1	17	6	3	6	10	4	D. C. McHenry, B.A., <i>Victoria</i> .
1	180	1	3	12	2	John R. Ross, M.A., B.D., <i>Queen's</i> .
2	130	1	1	6	2	2	Wm. Williams, B.A., <i>Toronto</i> .
1	2	4	2	Jas. Smith, A.M., <i>Marischal, Aberdeen</i>
1	250	1	1	1	1	Andrew McCulloch, M.A., <i>Queen's</i> .
2	400	1	2	5	1	2	Dion C. Sullivan, LL.B., <i>Toronto</i> .
.....	2	2	8	1	Richard W. Young, M.A., <i>Victoria</i> .
1	1000	1	1	George Edgecombe, B.A., <i>Victoria</i> .
1	1	1	2	5	13	6	2	John B. Hamilton, M.A., <i>Toronto</i> .
2	2	2	5	6	2	Edward Poole, B.A., <i>Bishop's College</i> .
2	250	1	1	1	1	Albert W. Reavley, B.A., <i>Toronto</i> .
7	1000	1	1	2	15	7	2	14	Wm. Tassie, M.A., LL.D., <i>Toronto</i> .
2	1	1	1	5	2	J. Lawton Bradbury, M.A., <i>Trinity</i> .
2	200	3	7	3	2	Hugh J. Strang, B.A., <i>Toronto</i> .
2	100	1	1	1	2	2	W. M. Nichols, B.A., <i>Trinity</i> .
2	150	2	1	2	W. Tytler, B.A., <i>Toronto</i> .
4	3000	1	1	16	50	10	8	40	10	George Dickson, B.A.
2	330	1	1	14	5	2	Archibald P. Knight, M.A., <i>Queen's</i> .
2	1	1	6	15	3	2	T. M. Macintyre, M.A., <i>Albert</i> .
2	250	1	1	3	6	10	1	2	W. A. Whitney, M.A., <i>Victoria</i> .
.....	6	14	1	James A. Carman, B.A., <i>Albert</i> .
.....	1	1	3	3	5	2	21	2	James E. Burgess, B.A., <i>Queen's</i> .
2	450	1	1	6	15	10	5	25	5	Samuel Woods, M.A., <i>Toronto</i> .
1	400	1	2	6	3	5	2	Robert Dobson, <i>Certificate</i> .
4	2	Fergus Black, B.A., <i>Toronto</i> .
1	2750	1	1	7	6	11	4	Benj. Bayly, A.B., <i>Trinity, Dublin</i> .
1	1	1	3	2	Edward T. Crowle, M.A., <i>Giessen, Germany</i> .
2	500	1	1	10	5	7	1	Henry B. Houghton, B.A., <i>Dublin</i> .
2	1	1	1	3	4	3	13	2	Irwin Stuart, B.A., <i>Queen's</i> .
2	1060	1	1	8	3	2	8	3	John Campbell, M.A., <i>Victoria</i> .
1	450	1	3	2	P. D. Dorland, B.A., <i>Albert</i> .
1	500	1	1	3	2	2	1	John R. Wightman, M.A., <i>Toronto</i> .

TABLE H.—The

MISCELLANEOUS

HIGH SCHOOLS.	Brick, stone, or frame.	When built.	Freehold, leased, or rented.	Size of playground.	Estimated value of school-house and site.	Schools under united boards.	Year when school was first opened.	Number of maps in school.
Newmarket	Brick	1853	Freehold	1 acre	2000			30
Niagara	Brick	1858	Rented	"			1808	9
Norwood	Brick	1854	Freehold	1 1/2 "	3500	1	1852	16
Oakville	Brick	1852-4	Freehold	"	5500	1	1852	20
Oakwood	Brick	1875	Freehold	"	1000	1	1858	6
Omennee	Frame	1860	Freehold	1/2 "	2000	1	1860	11
Orangeville	Brick	1875	Freehold	"			1864	25
Oshawa	Brick	1865	Freehold	"	9000	1	1846	20
Ottawa	Stone	1875	Freehold	1 1/2 "	50000		1843	36
Owen Sound	Stone	1859-70	Freehold	1 1-5th acre	10000	1	1856	30
Pakenham	Frame	1875	Freehold	1/2 acre	600	1	1863	10
Paris	Brick					1		25
Parkhill	Brick	1873	Freehold	1 acre	6500	1	1872	12
Pembroke	Brick	1872	Rented	"		1	1860	8
Perth	Stone	1852	Freehold	1 acre		1	1830	8
Peterborough	Brick	1860	Freehold	2 "	30000	1	1829	40
Pictou	Brick	1871	Freehold	1 1/2 "	7000	1	1846	12
Port Dover	Brick	1858	Freehold	2 "	8000	1	1858	14
Port Hope	Brick	1860	Freehold	1/2 "			1856	20
Port Perry	Brick	1873	Freehold	1 1/2 "	10000	1	1868	16
Port Rowan	Brick	1874-5	Freehold	2 "	6000	1	1860	20
Prescott	Brick	187	Freehold	3 "	8000	1	1850	20
Renfrew	Brick	1874	Freehold	1 "	3500	1	1851	4
Richmond Hill	Brick	1873	Freehold	1 "	4000	1	1852	12
Sarnia	Brick	1856	Freehold	1 1/2 "	8000	1	1856	25
Scotland	Frame	1867	Freehold	1 "	3000	1	1857	6
Simcoe	Brick	1858	Freehold	2 "	10000	1	1835	47
Smith's Falls	Stone	1871	Freehold	1/2 "	10000	1	1844	12
Smithville	Brick	1854	Freehold	1 "	700		1864	12
Stirling	Brick	1874	Freehold	1 1/2 "	6000	1	1853	6
Stratford	Brick	1856	Freehold	1 "	7000	1	1853	25
Strathroy	Brick	1874	Freehold	1 "	3500		1863	30
Streetsville	Brick	1831	Freehold	1/2 "	1000	1	1851	7
St. Catharines	Brick	1828						
		1872						
		73, '75	Freehold	2 "	18500		1828	48
St. Marys	Brick	1875	Freehold	2 "	10000		1861	13
St. Thomas	Brick	1872	Freehold	1/2 "		1	1853	14
Sydenham	Stone	1872	Freehold	1 "	10000		1873	13
Thorold	Brick	1875	Freehold	2 1/2 "	9000		1820	11
Toronto	Brick	1871	Freehold	2 "	35000		1807	17
Trenton	Brick	1873-4	Freehold	1 1/2 "	4000		1852	16
Uxbridge	Brick	1873	Freehold	1 1/2 "	10000	1	1857	9
Vankleekhill	Brick	1874	Freehold	1/2 "	2500	1	1845	10
Vienna	Brick	1862	Freehold	1 1-5th acre	2800		1850	20
Walkerton	Frame	1872	Rented	1 acre	2000	1	1872	18
Wardsville	Brick	1859	Freehold	1 1/2 "	3500		1860	8
Waterdown	Stone	1854	Freehold	3 1/2 "	5000	1	1856	28
Welland	Brick	1870	Freehold	1 "	1500	1	1856	25
Weston	Brick	1875	Freehold	1/2 "	3500		1857	

High Schools.

INFORMATION.

Number of globes in school.	Estimated value of library books, maps, and furniture.	Schools in which the Bible is read.	Schools in which there are daily prayers.	Number of pupils matriculated at any university.	Number of pupils who entered mercantile life.	Number of pupils who became occupied with agriculture.	Number of pupils who joined any learned profession.	Number of pupils who left for other occupations.	Number of masters engaged.	HEAD MASTERS AND THEIR UNIVERSITIES.
2	\$1200	1	1	1	2	2	4	10	2	J. Morrison, M.A., M.D., Acadia.
1		1	1	1	3	4			1	A. Andrews, Certificate.
1	800	1	1	1	2	2	4		2	L. G. Morgan, B.A., Trinity.
	200	1	1	1	2	2	4		2	P. A. Switzer, B.A., Victoria.
					2	2	4		2	Alexander Sim, M.A., Marischal Aberdeen.
2	150	1	1		4	2	8		2	John Shaw, Certificate.
1	1	1	1		3				2	W. A. Donglass, B.A., Victoria.
1	1	1	1		10	12	2	6	2	W. W. Tamblin, M.A., Toronto.
1	1000	1			11	2	1		7	John Thorburn, M.A., McGill.
1	120			1	10	10	5		4	Henry De La Matter, Certificate.
		1	1			1	2	1	2	W. H. Law, B.A., M.D., Victoria.
1		1	1	1	10	6	5	2	2	Jonathan W. Acres, B.A., Trinity.
1	720		1		2	2	2	3	2	Walter Rutherford, B.A., Toronto.
									1	R. George Scott, B.A., Toronto.
1		1	1	3	8	2	3	15	2	Frank Michell, B.A., Toronto.
2		1	1	2	10	6	8	20	5	James Byron Dixon, M.A., Wesleyan.
1	450	1	1		4	3	9	10	3	J. A. Clarke, M.A., Victoria.
2	250				3		1		1	James Lumsden, M.A., Aberdeen.
1					4				3	Adam Purslow, LL.B.
1	600	1	1	1	4	5	18	10	3	D. McBride, B.A., Victoria.
1	75	1	1					9	2	Villeroi Switzer, B.A., Victoria.
2	400	1	1	1			10	2	2	Moses McPherson, M.A., Victoria.
	400				1	1		11	1	William A. Gilson, B.A., Queen's.
1	400	1	1	1	2	3		3	2	James McMurchie, B.A., Toronto.
3	1000	1	1	1	8	4	6	10	2	William Sinclair, B.A., Toronto.
	300								1	J. R. Ross, B.A., Queen's.
3	600	1	1			3	5	1	2	Rev. George Grant, B.A., Toronto.
3					1	1	3	16	2	W. Taylor Briggs, Toronto.
2	30				1	5	2	6	2	Wm. Cruikshank, A.M., Aberdeen.
1	60					1		4	1	John N. Muir, B.A., McGill.
1	750	1	1	1	4	2	2		3	C. J. McGregor, M.A., Toronto.
2		1	1		4	1	18	8	2	D. A. McMichael, B.A., Toronto.
2				1				1	1	Rev. W. S. Westney, M.A., Trinity.
3	2000			3	24	11	5	27	8	John Seath, B.A., Queen's, Ireland.
1	800	1	1		6		9	14	3	William Dale, M.A., Toronto.
2		1	1		15	5		30	2	John Millar, Toronto.
1	100	1	1						2	Rev. Francis L. Checkley, B.A., Trinity, Dublin.
1					2				2	Rev. Nelson Burns, B.A., Toronto.
1	1374	1	1	3					9	Arch'd McMurchy, M.A., Toronto.
1	500	1	1	1	3	3	8	4	2	H. M. Hicks, M.A., Toronto.
1	300	1	1						2	Rev. Wm. R. Clark, B.A., Trinity.
1	100	1	1		2			5	2	N. J. Wellwood, B.A.
2	600				2	2		6	2	Edmund M. Bigg, M.A., Toronto.
1	250	1	1			2	5	4	1	Arnoldus Miller, Certificate.
	200				1			5	1	Thomas W. Crothers, B.A., Albert.
1	800				2	10	6	6	2	David H. Hunter, B.A., Toronto.
	400	1	1		6	7	8	25	2	James Murison Dunn, B.A., LL.B., Toronto.
				1	1	1	1	1	2	Geo. Wallace, B.A., Trinity, Dublin.

TABLE H.—The

MISCELLANEOUS

HIGH SCHOOLS.	Brick, stone, or frame.	When built.	Freehold, leased, or rented.	Size of playground.	Estimated value of school-house and site.	Schools under united boards.	Year when school was first opened.	Number of maps in school.
Whitby	Brick	1873	Freehold	1	\$1200	1	1846	42
Williamstown	Brick	1859	Freehold	2	2400	1	1828	31
Windsor	Brick	1871	Freehold	1	1	20
Woodstock	Brick	1849	Freehold	1	3500	1843	15
Total, 1875	64	1938
“ 1874	66	1872
Increase	66
Decrease	2

High Schools.

INFORMATION.

Number of globes in school.	Estimated value of library books, maps and furniture.	Schools in which the Bible is read.	Schools in which there are daily prayers.	Number of pupils matriculated at any university.	Number of pupils who entered mercantile life.	Number of pupils who became occupied with agriculture.	Number of pupils who joined any learned profession.	Number of pupils who left for other occupations.	Number of masters engaged.	HEAD MASTERS AND THEIR UNIVERSITIES.	
1	\$1500	1	1	3	6	3	5	13	6		George H. Robinson, <i>Toronto</i> .
2	562	1	1	5	5	2		James Y. Cameron, A.M., <i>Queen's</i> .
1	220	1	1	5	5	2	2	2		A. Sinclair, M.A., <i>Toronto</i> .
145	59	95	100	454	278	326	586	253		George Strauchon, <i>Certificate</i> .
147	63	100	99	544	319	321	631	248		
2	4	5	1	41	5	45	5		
.....		
.....		
.....		

TABLE I.—Certain Results of Meteorological Observations

OBSERVERS:—*Pembroke*—Archibald Thomson, Esq.; *Cornwall*—James Smith, Esq., A.M.; *Barrie*—Goderich—Hugh J. Strang, Esq., B.A.; *Stratford*—Charles J. Macgregor, Esq., M.A.; *Hamilton*—George

Stations.	Pembroke.	Cornwall.	Barrie.	Peterborough.
Latitude	45° 50	45° 0	44° 25	44° 20
Longitude	77° 10	74° 50	79° 45	78° 25
Height above the sea	423 ft.	175 ft.	779 ft.	670 ft.
BAROMETER.				
<i>Corrected to 32°, and approximately reduced to sea level.</i>				
Annual mean pressure { at 7 a.m.	29.992	29.970	29.566	29.932
at 1 p.m.	29.960	29.949	29.453	29.901
at 9 p.m.	29.970	29.955	29.526	29.927
mean	29.974	29.958	29.515	29.920
Highest pressure	31.412	30.634	30.387	30.479
Date of highest pressure	—January—	—November—	February 6th	November 22nd
Highest monthly mean pressure	30.167	30.119	29.925	30.008
Month of highest mean pressure	January	January	January	January
Lowest monthly mean pressure	29.899	29.889	29.180	29.860
Month of lowest mean pressure	May	May	July	May
Lowest pressure	28.968	29.012	28.470	29.169
Date of lowest pressure	13th December	December 13th	June 24th	April 29th
TEMPERATURE.				
Annual means { at 7 a.m.	33° 32	36° 28	37° 82	36° 37
at 1 p.m.	44° 08	44° 89	44° 11	48° 06
at 9 p.m.	36° 44	38° 01	40° 11	38° 79
mean	37° 94	39° 73	40° 78	41° 07
Mean maximum	49° 13	48° 02	50° 01	51° 67
Mean minimum	27° 34	23° 66	31° 99
Mean range	21° 79	24° 36	18° 02
Greatest daily range	48° 4	49° 3	58° 7	62° 2
Day of greatest range	21st December	—November—	December 20th	December 20th
Least daily range	1° 2	4° 2	4° 4	5° 4
Day of least range	26th October	December 12th	October 17th	August 3rd
Highest temperature	93° 2	87° 3	86° 1	94° 3
Day of highest temperature	June 27th	June 21st & 23rd	July 4th	September 2nd
Lowest temperature	—41° 3	—32° 3	—25° 1	—20° 0
Day of lowest temperature	February 7th	February 7th	February 7th	December 20th
Warmest month	July	July	July	July
Mean temperature of warmest month	67° 13	69° 10	68° 81	69° 85
Coldest month	January	January	February	February
Mean temperature of coldest month	7° 21	6° 42	9° 94	9° 20
Warmest day	September 2nd	August 12th	September 2nd	June 2nd
Mean temperature of warmest day	74° 73	77° 20	79° 67	82° 43
Coldest day	February 13th	February 8th	February 9th	February 9th
Mean temperature of coldest day	—12° 57	—17° 90	—6° 60	—12° 13
TENSION OF VAPOUR.				
Annual means { at 7 a.m.219	.235	.242	.236
at 1 p.m.243	.246	.268	.288
at 9 p.m.233	.243	.252	.249
mean231	.241	.254	.258
Highest monthly mean tension504	.515	.505	.503
Month of highest mean tension	August	August	August	August
Lowest monthly mean tension059	.057	.074	.062
Month of lowest mean tension	January	January	February	January

at Ten High School Stations, for the Year 1875.

H. B. Spotton, Esq., M.A.; *Peterborough*—J. Byron Dixon, Esq., M.A.; *Belleville*—R. Dawson, Esq., B.A.; Dickson, Esq., M.A.; *Simcoe*—Rev. George Grant, B.A.; *Windsor*—A. Sinclair, Esq. M.A.

Belleville.	Goderich.	Stratford.	Hamilton.	Simcoe.	Windsor.
44° 10 77° 25 307 ft.	43° 45 81° 42 720 ft.	43° 25 80° 58 1182 ft.	43° 15 79° 57 325 ft.	42° 51 80° 14 716 ft.	48° 20 83° 620 ft.
29° 939 29° 919 29° 928 29° 929 30° 534 November 22nd 30° 130 January 29° 838 May 29° 018 December 13th	29° 939 29° 924 29° 926 29° 929 30° 501 November 22nd 30° 062 January 29° 825 December 29° 133 May 1st	29° 895 29° 880 29° 892 29° 889 30° 625 July 8th 29° 985 January 29° 773 December 29° 059 May 1st	29° 931 29° 916 29° 934 29° 927 30° 755 August 25th 30° 101 January 29° 846 December 29° 178 March 15th	29° 748 29° 719 29° 728 29° 732 30° 310 November 22nd 29° 877 January 29° 653 December 28° 913 May 1st	29° 997 29° 978 29° 987 29° 987 30° 552 February 6th 30° 145 January 29° 898 December 29° 212 March 15th
37° 11 40° 29 39° 99 41° 13 49° 47 31° 60 17° 87 58° 9 December 20th 3° 4 October 29th 86° 5 September 2nd -24° 9 February 8th July 68° 87 February 10° 97 September 2nd 77° 63 February 9th -10° 93	40° 53 45° 19 40° 41 42° 04 48° 81 33° 12 15° 69 41° 1 December 20th 2° 2 December 8th 86° 7 September 1st -17° 8 February 14th July 67° 09 February 10° 52 June 11th 80° 40 February 9th -6° 80	36° 10 44° 93 38° 23 39° 75 48° 48 30° 70 17° 78 43° 0 December 20th 3° 1 October 29th 83° 8 June 24th -23° 0 February 7th July 65° 28 February 8° 28 June 24th 74° 77 February 9th -10° 27	41° 50 49° 75 40° 84 44° 03 53° 73 32° 80 20° 93 48° 3 -February— 4° 0 November 8th 94° 8 June 24th -11° 7 February 10th July 71° 46 February 14° 26 June 24th 79° 20 February 12th -3° 10	39° 86 49° 91 40° 29 43° 35 53° 86 32° 16 21° 70 49° 6 February 22nd 2° 7 December 6th 91° 7 September 2nd -17° 2 February 18th July 69° 75 February 12° 86 June 11th 77° 46 February 9th -6° 5	40° 78 50° 65 42° 85 44° 76 54° 94 44° 9 May 8th 4° 2 December 11th 93° 7 June 24th -19° 5 February 9th July 71° 33 February 12° 68 June 11th 80° 13 February 9th -8° 10
248 282 265 265 557 August 070 January	265 284 261 270 548 August 069 February	237 263 245 248 485 067 February	260 315 262 279 581 082 January	261 324 265 283 579 073 January	269 287 276 277 552 August 069 February

TABLE I.—Certain Results of Meteorological Observations

Stations.	Pembroke.	Cornwall.	Barrie.	Peterborough.
HUMIDITY.				
Annual means				
{ at 7 a.m.....	83	81	85	82
{ at 1 p.m.....	70	66	76	71
{ at 9 p.m.....	84	82	84	81
{ mean.....	79	76	82	78
Highest monthly mean humidity.....	90	90	93	84
Month of highest mean humidity.....	February	January	January	February
Lowest monthly mean humidity.....	65	65	68	64
Month of lowest mean humidity.....	June	June	June and July	July
AMOUNT OF CLOUDINESS.				
Annual means				
{ at 7 a.m.....	5.74	6.4	6.56	6.04
{ at 1 p.m.....	6.21	7.2	6.79	6.41
{ at 9 p.m.....	5.26	6.0	5.02	4.56
{ means.....	5.74	6.5	6.12	5.67
Highest monthly mean cloudiness.....	7.82	8.0	8.1	6.90
Month of highest mean cloudiness.....	December	December	November	December
Lowest monthly mean cloudiness.....	3.08	5.1	3.5	3.9
Month of lowest mean cloudiness.....	June	July	July	July
RAIN AND SNOW.				
Number of rainy days.....	71	80	86	77
Duration in hours.....	359.05	473.50		
Depth in inches.....	29.68	19.6066	12.4833	
Number of snowy days.....	62	69	96	62
Duration in hours.....	413.25	525.25		
Depth in inches.....	104.25	91.9	117.5	
Total depth of rain and melted snow.....	40.10	28.7966	24.2333	
Month of greatest precipitation.....	September	September	January	
Depth in inches.....	6.55	5.2853	5.100	
Month of least precipitation.....	February	April	April	
Depth in inches.....	.80	1.0493	.566	

t Ten High School Stations, for the Year 1875.

Belleville.	Goderich.	Stratford.	Hamilton.	Simcoe.	Windsor.
83	82	87	76	83	82
74	75	71	70	72	65
83	83	84	80	84	80
80	80	81	75	80	76
89	84	89	83	87	85
December	December	February	March	December	December
68	72	70	66	67	63
May and June	May	May	May	May	May
5:55	6:33	6:3	5:71	5:85	5:9
5:74	6:30	6:7	5:78	6:43	6:3
4:28	5:28	5:4	4:19	4:59	4:7
5:19	6:17	6:1	5:23	5:62	5:6
6:13	8:87	8:3	7:32	7:5	7:2
April	January	January	December	December	December
3:70	3:87	4:3	3:90	3:8	4:5
July	July	May	July	July	July
89	106	78	61	75	73
349	312:5	372:30			
19:481	22:5089	24:2821		26:0137	21:1398
61	77	77	40	36	33
255	245	564			
136	83:5	136:2		79:875	90
33:081	30:8589	37:9021	33:5965	34:0012	30:1398
March	October	May	December	March	March
4:130	4:2584	4:9285	6:5615	5:2781	1:7528
April	June	June	June	April	April
1:239	1:7188	1:5848	5:829	1:6477	6:806

TABLE K.—THE NORMAL SCHOOLS OF ONTARIO.
1. TORONTO NORMAL SCHOOL.

ABSTRACT No. 1.—GROSS ATTENDANCE OF STUDENTS, CERTIFICATES, &c.

THE SESSIONS OF THE TORONTO NORMAL SCHOOL.	APPLICANTS FOR ADMISSION.			REJECTED.			ADMITTED.			WHO HAD BEEN TEACHERS BEFORE.		
	Total.	Male.	Female.	Total.	Male.	Female.	Total.	Male.	Female.	Total.	Male.	Female.
From the 1st to the 52nd Session, inclusive.....	8095	4067	4028	728	364	364	7367	3703	3664	3559	2447	1112
Fifty-third Session.....	235	113	122	59	26	33	176	87	89	94	62	32
Grand Total.....	8330	4180	4150	787	390	397	7543	3790	3753	3653	2509	1144

ABSTRACT No. 1.—GROSS ATTENDANCE OF STUDENTS, CERTIFICATES, &c.—Continued.

THE SESSIONS OF THE TORONTO NORMAL SCHOOL.	WHO ATTENDED FORMERLY.			WHO LEFT.			WHO RECEIVED PROVINCIAL CERTIFICATES.				
	Total.	Male.	Female.	REGULARLY.			IRREGULARLY.				
				Total.	Male.	Female.	Total.	Male.	Female.		
From the 1st to the 52nd Session, inclusive.....	2567	995	1572	1393	831	562	390	282	108	73	108
Fifty-third Session.....	49	20	29	19	15	4	12	7	5	47	51
Grand Total.....	2616	1015	1601	1412	846	566	402	289	113	279	159

NOTE.—Of the whole number of admissions, a very large proportion have attended two or three Sessions—some even four and five—so as greatly to reduce the aggregate of individual attendance. And the same is true of the Provincial Certificates, of which a considerable number have lapsed by deaths and become otherwise unavailable by removals, and a still larger number have been superseded by subsequent Certificates. *2846 Students received Provincial Normal School Certificates up to the termination of the forty-fifth Session, and 420 received Certificates of Standing in Class" from the Master before Provincial Certificates were issued. From the forty-sixth to the fifty-third Sessions, inclusive, the Chief Superintendent did not issue Provincial Certificates, and the Students during that period obtained their II. and III. Class Certificates from the County Boards, and the I. Class from the Council of Public Instruction. From the fifty-first Session, the Chief Superintendent again issued Provincial Certificates, and the 279 mentioned above show the total number of Students who received them since the return to the old system.

TABLE K.—TORONTO NORMAL SCHOOL.—Continued.

* ABSTRACT No. 2.—COUNTIES WHENCE TEACHERS IN TRAINING AT THE TORONTO NORMAL SCHOOL CAME.

THE SESSIONS OF THE TORONTO NORMAL SCHOOL.	Clengarry.		Seaton.		Dundas.		Prescott.		Russell.		Carleton.		Greenville.		Leeds.		Lanark.		Renfrew.		Frontenac.		Addington.		Lennox.		Prince Edward.		Hastings.		Northumber-land.															
	Total.	Female.	Total.	Female.	Total.	Female.	Total.	Female.	Total.	Female.	Total.	Female.	Total.	Female.	Total.	Female.	Total.	Female.	Total.	Female.	Total.	Female.	Total.	Female.	Total.	Female.	Total.	Female.	Total.	Female.																
	Male.	Female.	Male.	Female.	Male.	Female.	Male.	Female.	Male.	Female.	Male.	Female.	Male.	Female.	Male.	Female.	Male.	Female.	Male.	Female.	Male.	Female.	Male.	Female.	Male.	Female.	Male.	Female.	Male.	Female.																
From the 1st to the 52nd Session, inclusive	45	19	26	14	12	22	15	7	9	7	9	7	14	56	36	20	50	51	30	11	3	2	6	28	39	42	30	12	32	18	14	156	129	27	116	86	50	118	69							
Fifty-third Session	1	1	1	1	2	2	2	2	2	2	2	2	2	2	2	2	2	2	2	2	2	2	2	2	2	2	2	2	2	2	2	2	2	2	2	2	2	2	2	2						
Grand Total	46	19	27	15	14	22	15	9	11	9	11	16	58	38	22	52	53	30	11	3	4	4	28	41	44	32	18	34	20	16	158	131	29	118	88	52	120	91	71	71	71	71	71	71	71	71

ABSTRACT No. 2.—COUNTIES WHENCE TEACHERS IN TRAINING AT THE TORONTO NORMAL SCHOOL CAME.—Continued.

THE SESSIONS OF THE TORONTO NORMAL SCHOOL.	Durham.		Peterborough.		Victoria.		Ontario.		York.		Peel.		Simcoe.		Halton.		Wentworth.		Brant.		Lincoln.		Welland.																	
	Total.	Female.	Total.	Female.	Total.	Female.	Total.	Female.	Total.	Female.	Total.	Female.	Total.	Female.	Total.	Female.	Total.	Female.	Total.	Female.	Total.	Female.	Total.	Female.																
	Male.	Female.	Male.	Female.	Male.	Female.	Male.	Female.	Male.	Female.	Male.	Female.	Male.	Female.	Male.	Female.	Male.	Female.	Male.	Female.	Male.	Female.	Male.	Female.																
From the 1st to the 52nd Session, inclusive	312	188	124	68	42	26	79	45	34	317	179	138	219	680	151	213	148	65	167	115	52	157	66	91	41	94	319	162	75	87	134	66	68	168	75	93				
Fifty-third Session	9	6	3	1	3	2	7	5	2	4	12	29	3	2	1	4	3	5	4	4	3	3	3	3	1	1	1	1	1	1	1	1	1	1	1	1	1	1	1	1
Grand Total	321	194	127	69	42	27	82	47	35	324	184	140	223	692	154	216	150	66	173	120	53	165	69	96	417	94	323	165	75	90	135	67	69	169	76	93				

2. OTTAWA NORMAL SCHOOL.

This Institution was in Session during the last quarter of 1875, with an attendance of 37 pupils. Tables similar to those for the Toronto Normal School will be published in the Annual Report for 1876.

NOTE.—During this year, the system of having two short Normal School Sessions was abolished, and one long Session—lasting from the 15th of September to the 15th of the following July—substituted therefor. This is the reason why only one Session is reported for 1875.

TABLE L.—The other Educational Institutions of Ontario.

TOTAL.	COLLEGES.				ACADEMIES AND PRIVATE SCHOOLS.				TOTAL.			
	Number of Colleges.	Number of Students.	Annual Income, excluding Fees.	Number of Academies and Private Schools.	Number of Pupils.	Number of months open.	Number of Teachers.	Amount received from Fees.	Total number of Colleges, Academies and Private Schools.	Total Students and Pupils.	Total amount received from Fees or Legislative Aid.	
Total Counties and Incorporated Villages	11	2000	160000 00	148	2544	9	156	31833 00	148	2544	31833 00	
Total Cities	5	700	57080 00	50	2651	12	221	82400 00	61	4651	242400 00	
Total Towns	16	2700	217000 00	99	2787	11	192	51718 00	104	3487	108718 00	
Grand Total, 1875	32	5400	434080 00	297	7982	32	569	163951 00	313	10682	382951 00	
Grand Total, 1874	36	2700	217000 00	280	8443	10	538	110121 00	296	11143	327121 00	
Increase.				17	461		31	52830 00	17		55830 00	
Decrease										461		

TABLE M.—STATEMENT No. 1.—The Free Public Libraries of Ontario.

C O U N T I E S AND NAMES OF PUBLIC SCHOOL LIBRARIES.		M O N E Y S.				Total number of Volumes supplied.
		Amount of Local Appropriation.	Amount of Legislative Appropriation.	Value of Books sent.		
		\$ cts.	\$ cts.	\$ cts.		
<i>Carleton</i>	Fitzroy	5 00	5 00	10 00	24	
	Gloucester	14 50	14 50	29 00	18	
<i>Renfrew</i>	Buchanan	4 90	4 90	9 80	26	
<i>Frontenac</i>	Loughborough	10 00	10 00	20 00	32	
	Sydenham	28 00	28 00	56 00	73	
<i>Addington</i>	Amherst Island	10 00	10 00	20 00	53	
	Camden, East	10 00	10 00	20 00	56	
<i>Lennox</i>	Fredericksburgh, North	5 15	5 15	10 30	32	
	Richmond	10 00	10 00	20 00	37	
<i>Prince Edward</i>	County Teachers' Association	45 32½	45 32½	90 65	110	
	Ameliasburgh	20 00	20 00	40 00	57	
	Hallowell	20 02	20 02	40 04	98	
	Hillier	22 37	22 37	44 74	88	
<i>Hastings</i>	Teachers' Association	53 00	53 00	106 00	135	
	Hungerford	5 00	5 00	10 00	30	
	Do	5 00	5 00	10 00	33	
	Marmora	40 00	40 00	80 00	137	
	Sidney	8 00	8 00	16 00	51	
	Do	5 00	5 00	10 00	21	
Do	5 00	5 00	10 00	34		
Do	5 00	5 00	10 00	30		
Do	5 00	5 00	10 00	30		

<i>Hastings</i>	No. 3 No. 9 No. 6	10 00 5 00	10 00 5 00	20 00 10 00	53 29
<i>Northumberland</i>	United Counties Gaol	10 00	10 00	20 00	29
<i>Durham</i>	Township M. C. Do Clarke	49 00 10 00 5 00	49 00 10 00 5 00	98 00 20 00 10 00	95 43 18
<i>Victoria</i>	Fenelon	39 50	39 50	79 00	126
<i>Ontario</i>	Whitby, East	No. 4	11 70	23 40	86
<i>York</i>	Teachers' Association Mackham Whitechurch York	York, North No. 8 No. 3 No. 22	15 00 11 48 30 00 80 00	30 00 22 96 60 00 160 00	38 27 107 257
<i>Simcoe</i>	Adjala Mono Do Reformatory Prison Tiny and Tay Toscoronto	No. 7 No. 5 No. 6 Penetanguishene No. 1 P. S. S. No. 1	5 00 17 00 31 00 44 51 50 00 17 50	10 00 34 00 62 00 89 02 100 00 35 00	16 126 85 151 167 74
<i>Halton</i>	Nelson	No. 5	20 00	40 00	41
<i>Brant</i>	Brantford Do Do Do Do Mount Pleasant Onondaga Do Do	No. 8 No. 9 No. 16 No. 18 No. 20 H. S. No. 2 No. 3 No. 6	25 00 15 00 22 80 25 00 34 00 40 00 20 00 25 00 40 43	50 00 30 00 45 60 50 00 68 00 80 00 40 00 50 00 80 86	54 57 62 69 86 106 56 56 120
<i>Welland</i>	Stanford	No. 2	21 00	42 00	69
<i>Norfolk</i>	Charlottesville	No. 14	15 00	30 00	63

TABLE M.—STATEMENT No. 1.—The Free Public Libraries of Ontario.

COUNTIES AND NAMES OF PUBLIC SCHOOL LIBRARIES.		MONEYS.			Total number of Volumes supplied.
		Amount of Local Appropriation.	Amount of Legislative Appropriation.	Value of Books sent.	
		\$ cts.	\$ cts.	\$ cts.	
<i>Norfolk</i> —Continued.	Houghton	19 00	19 00	38 00	68
<i>Wellington</i>	Pramosa	50 00	50 00	100 00	166
	Luther and Arthur	40 00	40 00	80 00	83
	Pikington	25 00	25 00	50 00	77
<i>Grey</i>	Glenelg	25 00	25 00	50 00	84
	Keppel	15 00	15 00	30 00	52
	Proton	92 00	92 00	44 00	70
	St. Vincent	18 00	18 00	36 00	49
	Do	25 00	25 00	50 00	81
	Sullivan	4 32	4 32	8 64	22
<i>Perth</i>	Mornington	35 00	35 00	70 00	86
<i>Huron</i>	Dumgannon District	29 00	29 00	58 00	61
	Stanley	20 00	20 00	40 00	63
	Tuckersmith	35 00	35 00	70 00	114
	Teachers' Institute				
<i>Bruce</i>	Arran	11 16	11 16	22 32	36
	Bruce	5 92	5 92	11 84	15
	Huron	10 00	10 00	20 00	30
	Kincaidine	20 00	20 00	40 00	90
	Teachers' Association				
<i>Middlesex</i>	East Middlesex	80 99	80 99	161 98	198
	McGillivray	10 00	10 00	20 00	36
	Metcalf	10 00	10 00	20 00	41

<i>Eggn</i>	Bayham	No. 2	80 00	160 00	214
<i>Kent</i>	Chatham	No. 18	8 00	16 00	26
	Raleigh	No. 6	14 25	28 50	66
	Tilbury, East	No. 5	30 00	60 00	89
<i>Lambton</i>	Brooke	No. 11	37 00	74 00	113
	Sombra	No. 9	13 00	26 00	10
<i>District of Algoma</i>	Tebkunnash	No. 2	10 00	20 00	37
<i>Cities</i>	Toronto	Normal School	135 50	271 00	271
	Do	R. C. S. S.	12 00	24 00	26
	Hamilton	P. S.	50 00	100 00	144
	Do	R. C. S. S.	100 00	200 00	203
	Ottawa	Normal School	224 19½	448 39	329
<i>Towns</i>	Brantford	Institute for the Blind	107 44	214 88	286
	Do	P. S.	1 55	3 10	5
	Belleville	Institute for Deaf and Dumb	25 00	50 00	42
	Collingwood	H. S.	7 85	15 70	5
	Oakville	U. S.	47 14	94 28	116
	Whitby	Board of Education	39 31	78 62	25
	Acton	P. S.	50 00	100 00	112
<i>Villages</i>	Aylmer	Do	100 00	200 00	234
	Clinton	Teachers' Institute	40 00	80 00	80
	Georgetown	P. S.	37 82	75 64	137
	Newcastle	H. S.	26 50	53 00	79
			2805 43	5610 86	7744

TABLE M.—STATEMENT No. 2.—The Free Public Libraries of Ontario.

COUNTIES.	THE FREE PUBLIC SCHOOL LIBRARIES SUPPLIED BY THE EDUCATION DEPARTMENT.										OTHER PUBLIC LIBRARIES.				TOTAL.	
	MONEYS.					Number of Libraries, exclusive of Sub-divisions.	Total number of volumes in Libraries.	SUNDAY SCHOOL LIBRARIES.		OTHER PUBLIC LIBRARIES.		TOTAL SCHOOL AND PUBLIC LIBRARIES IN ONTARIO.				
	Amount of Local Apportionment.	Amount of Legislative Apportionment.	Value of Books sent.	Value of Books sent in former years.	Total value of Books sent.			Libraries.	Volumes.	Libraries.	Volumes.	Libraries.	Volumes.			
Glengarry	4 90	4 90	9 80	1089 72	1089 52	18	2685	49	4638	3	686	70	8009	7	532	
Stormont	38 00	38 00	76 00	1390 27	1066 27	12	1389	41	4188	1	600	63	8012	10	607	
Dundas	15 15	15 15	30 30	810 50	840 80	9	1835	42	3115	2	330	68	6555	16	1225	
Prescott	107 71½	107 71½	215 43	1840 80	2056 23	26	3540	52	6382	1	790	112	12701	21	1882	
Russell	151 00	151 00	302 00	3045 04	3347 04	41	6319	73	6485	1	400	133	16065	24	3913	
Carleton	19 50	19 50	39 00	4890 26	4910 26	38	9390	81	10875	1	790	133	16193	17	1425	
Grenville	4 90	4 90	9 80	3478 69	3659 69	51	5211	27	2900	2	375	56	375	34	2165	
Leeds	38 00	38 00	76 00	1688 56	1688 00	7	1088	25	2086	2	2405	38	2916	25	830	
Kennewick	20 00	20 00	40 00	5822 24	5822 24	46	3069	40	2431	2	2405	66	7905	38	2916	
Frontenac	15 15	15 15	30 30	1082 24	1082 24	46	3191	46	4547	3	1060	95	4406	46	4547	
Addington	107 71½	107 71½	215 43	1089 52	1089 52	22	3191	22	990	10	1060	54	4406	22	990	
Lennox	151 00	151 00	302 00	1089 52	1089 52	18	2685	49	4638	3	686	70	8009	49	4638	
Prince Edward	39 50	39 50	79 00	707 42	786 42	48	3800	41	4188	1	600	63	8012	41	4188	
Northumberland	11 70	11 70	23 40	6659 13	6682 53	38	11528	86	9110	3	1550	127	22188	86	9110	
Durham	136 48	136 48	272 96	100308 03	10308 03	84	18145	154	20045	7	3382	245	41572	154	19076	
Peterborough	165 01	165 01	330 02	4793 81	5123 83	51	9134	67	7749	1	1475	125	18358	67	7749	
Victoria	107 82	107 82	215 64	3026 88	3242 52	28	4329	50	10348	1	500	78	14877	50	10348	
Haldiburton	107 82	107 82	215 64	3026 88	3242 52	28	4329	50	10348	1	500	78	14877	50	10348	
Halton	107 82	107 82	215 64	3026 88	3242 52	28	4329	50	10348	1	500	78	14877	50	10348	
Simcoe	165 01	165 01	330 02	4793 81	5123 83	51	9134	67	7749	1	1475	125	18358	67	7749	
Wellington	165 01	165 01	330 02	4793 81	5123 83	51	9134	67	7749	1	1475	125	18358	67	7749	
York	136 48	136 48	272 96	100308 03	10308 03	84	18145	154	20045	7	3382	245	41572	154	19076	
Ontario	11 70	11 70	23 40	6659 13	6682 53	38	11528	86	9110	3	1550	127	22188	86	9110	

TABLE M.—STATEMENT No. 3.—The Free Public Libraries of Ontario.

The following is a Statement of the Number and Classification of Public Library and Prize Books sent out from the Depository of the Ontario Education Department, from 1853 to 1875, inclusive.

No. of Volumes sent out during the years :	Total Volumes of Library Books.	History.	Zoology and Phy- sology.	Botany.	Phenomena.	Physical Science.	Geology.	Natural Philoso- phy and Mann- factures.	Chemistry.	Practical Agrien- ture.	Literature.	Voyages.	Biography.	Tales & Sketches. Practical Life.	Fiction.	Teachers' Library.	Prize Books.	Grand Total Li- brary and Prize Books.
1853	21422	4158	1002	287	906	526	234	940	324	807	2634	1141	2917	5178	208	21422
1854	66771	10633	3532	1030	2172	1351	636	4780	960	3285	5764	4350	6393	13307	578	66771
1855	286639	5475	2053	318	558	663	200	1808	283	1452	3361	2926	3081	6049	432	286639
1856	136619	2498	652	118	397	287	77	660	86	418	1523	1019	1844	3832	258	136619
1857	298343	5295	1763	321	632	817	195	1720	201	1257	2391	2253	3516	9219	214	298343
1858	7587	1567	503	86	152	98	61	276	29	186	713	843	744	2245	84	7587
1859	9308	1070	551	136	209	192	130	432	105	300	1169	714	1127	2401	172	9308
1860	9072	1561	475	144	223	200	100	526	78	339	832	737	1115	2520	112	9072
1861	6488	1273	302	59	101	72	64	223	38	172	601	760	880	1826	117	6488
1862	5399	927	244	45	97	43	75	211	69	165	412	661	830	1706	112	5399
1863	6274	707	304	42	99	80	67	282	32	202	547	652	864	2286	112	6274
1864	3361	552	140	11	47	38	28	134	7	87	321	290	451	1198	57	3361
1865	3882	611	168	20	62	53	26	131	3	110	328	534	553	1225	58	3882
1866	6826	1144	217	56	125	81	55	282	45	291	652	776	784	2200	138	6826
1867	5426	1003	125	20	78	65	45	189	7	118	524	595	650	1971	66	5426
1868	6573	1106	214	39	86	51	12	185	26	133	554	979	736	2211	52	6573
1869	6428	1148	268	51	96	91	36	198	37	162	499	1172	882	1237	60	6428
1870	5924	805	162	28	68	64	36	156	14	159	367	527	610	1542	52	5924
1871	4825	830	152	12	46	41	35	145	19	149	366	581	524	1591	37	4825
1872	6015	846	235	49	90	64	57	188	18	132	540	850	566	1671	323	6015
1873	5387	771	176	32	78	74	59	164	23	178	420	734	409	1727	171	5387
1874	7167	1004	175	27	133	97	100	73	4	136	639	777	705	2271	351	7167
1875	7744	983	188	34	166	58	46	119	39	126	767	795	721	2473	598	7744
Totals	273790	46647	16201	2965	6621	5106	2374	13841	2442	10313	26004	24736	30902	77886	2397	4765	839455	1113245

Volumes sent to Mechanics' Institutes and Sunday Schools

22885

SUMMARY OF MAPS, APPARATUS AND PRIZE BOOKS SUPPLIED TO COUNTIES, CITIES, TOWNS AND VILLAGES DURING THE YEAR 1875.

COUNTIES.	MONEY.		MAPS OF										APPARATUS.			OBJECT LESSONS.		PRIZE BOOKS.		
	Local Contribu- tion.	Legislative Ap- portionment.	Total.	World.	Europe.	Asia.	Africa.	America.	British N. America and Canada.	Great Britain and Ireland.	Single Hemispheres.	Classical and Scriptural.	Other Charts and Maps.	Globes.	Sets of Apparatus.	Pieces.	Historical and other Lessons, In sheets.	Number of Vols.	Value.	
	cts.	cts.	cts.	cts.	cts.	cts.	cts.	cts.	cts.	cts.	cts.	cts.	cts.	cts.	cts.	cts.	cts.	cts.	cts.	cts.
Glengarry	79 87	79 87	159 74	1	1	1	1	1	2	2	2	6	2	2	3	115	275	92 00		
Stormont	70 00	70 00	140 00	2	4	3	3	4	4	4	2	2	1	1	1	136	322	52 30		
Dundas	111 50	111 50	223 00	1	2	1	1	3	3	3	3	2	1	1	1	101	401	143 44		
Prescott	136 40	136 40	272 80	3	5	4	4	4	4	4	4	5	2	2	2	122	398	96 90		
Russell	75 85	75 85	151 70	2	5	4	4	4	4	4	4	3	2	2	116	74	16 00			
Carleton	475 74	475 74	951 48	7	15	8	5	9	12	5	7	16	3	2	17	785	1820	501 46		
Leeds	348 85½	348 85½	697 71	9	9	7	7	8	11	2	1	1	1	1	71	42	1569	473 50		
Grenville	99 50	99 50	199 00	3	3	2	3	1	3	2	1	2	2	2	26	337	441	101 50		
Lanark	352 90	352 90	705 80	5	10	10	9	9	14	5	1	10	1	1	26	337	1206	358 29		
Frontenac	192 55	192 55	385 10	10	8	6	10	11	11	5	1	5	2	1	16	1356	127 10			
Kingston	329 40	329 40	658 80	11	10	8	3	3	22	1	2	2	10	1	16	487	885	279 00		
Addington	179 75	179 75	359 50	2	2	2	1	3	1	1	1	1	4	2	2	82	387	117 47		
Lennox	70 85	70 85	141 70	1	1	1	1	1	1	1	1	1	1	1	5	16	48	16 00		
Prince Edward	154 32½	154 32½	308 65	4	7	8	6	9	12	2	2	4	4	4	31	478	105	24 80		
Hastings	328 34	328 34	656 68	4	4	4	4	3	7	3	2	18	4	1	25	719	560	166 50		
Northumberland	275 79	275 79	551 58	3	8	5	5	7	29	1	24	4	1	1	2	177	1118	334 25		
Durham	637 50½	637 50½	1275 01	8	14	11	9	12	16	5	4	8	5	3	15	404	1469	845 92		
Peterborough	77 85	77 85	155 70	2	2	2	2	2	4	2	2	2	2	2	9	92	390	95 25		
Haliburton	39 30	39 30	78 60	1	2	2	2	2	2	2	2	2	2	2	9	41	191	40 10		
Victoria	497 97	497 97	995 94	19	10	9	9	9	29	8	8	17	7	2	9	865	1700	509 35		
Ontario	785 00	785 00	1570 00	11	13	11	10	13	17	9	4	21	4	6	48	863	3352	944 56		
York	968 70½	968 70½	1937 41	6	9	10	10	5	9	7	2	4	3	4	25	383	4803	1570 41		
Peel	371 09	371 09	742 18	3	7	5	5	6	8	5	6	3	3	3	12	326	1221	403 44		
Simcoe	650 42	650 42	1300 84	18	21	16	11	21	24	7	8	5	8	3	26	1214	2225	609 22		
Halton	305 78½	305 78½	611 57	5	3	4	5	7	10	1	3	16	3	3	17	476	865	287 33		
Wentworth	482 37	482 37	964 74	5	7	5	5	5	8	3	4	2	2	4	12	163	2107	782 44		
Brant	283 72	283 72	567 44	2	7	4	4	5	8	3	2	15	3	2	7	305	948	305 14		
Lincoln	251 64½	251 64½	503 29	8	11	4	3	7	11	3	6	11	7	2	6	330	905	220 81		

TABLE N.—The High and Public Schools of Ontario.

SUMMARY OF MAPS, APPARATUS AND PRIZE BOOKS SUPPLIED TO COUNTIES, CITIES, TOWNS AND VILLAGES DURING THE YEAR 1875.—Concluded.

COUNTIES.	MONEYS.		MAPS OF										APPARATUS.			OBJECT LESSONS.		PRIZE BOOKS.	
	\$ cts.	Legislative Ap-propriation.	World.	Europe.	Asia.	Africa.	America.	British N. America and Canada.	Great Britain and Ireland.	Single Hemispheres.	Classical and Scriptural.	Other Charts and Maps.	Globes.	Sets of Apparatus.	Places.	Historical and other Lessons, in sheets.	Number of Vols.	Value \$	
																			Local Contribu-tions.
Welland.....	233 44	233 44	3	8	6	6	6	5	2	4	4	4	1	1	3	138	797	242 02	
Haldimand.....	167 50	167 50	1	2	2	2	3	3	3	1	1	1	2	2	2	165	905	262 14	
Northfolk.....	369 18	369 18	5	8	5	5	6	8	6	4	3	3	1	1	2	188	1747	498 60	
Oxford.....	754 75½	754 75½	8	7	6	6	13	6	2	2	20	10	10	21	697	2964	1042 14		
Waterloo.....	498 41	498 41	12	11	5	4	11	15	7	5	14	2	2	8	525	1426	610 06		
Wellington.....	600 86	600 86	9	16	14	13	14	17	15	8	37	8	1	1	21	402	2557	585 42	
Grey.....	683 50½	683 50½	11	15	16	16	11	20	13	2	22	7	4	4	45	760	3655	733 28	
Perth.....	352 53	352 53	1	8	7	6	9	9	6	3	3	7	4	1	5	189	1400	407 86	
Huron.....	744 98	744 98	11	9	11	12	14	6	2	4	17	8	5	17	889	3249	944 95		
Bruce.....	667 12	667 12	11	17	13	15	20	23	11	9	5	17	7	2	30	784	3167	697 24	
Middlesex.....	551 26½	551 26½	4	12	7	6	9	10	7	6	4	12	9	4	15	348	2467	737 06	
Elgin.....	315 70	315 70	2	9	9	9	9	12	6	4	4	19	7	5	58	298	602	230 15	
Kent.....	277 42	277 42	2	7	7	7	7	8	5	12	4	9	2	3	148	756	233 72		
London.....	605 42	605 42	9	12	8	7	8	13	6	3	8	5	5	7	174	2400	730 42		
Essex.....	212 30	212 30	1	3	2	3	4	6	1	8	7	3	3	3	196	992	255 99		
Districts.....	122 05	122 05	11	4	3	3	4	8	5	2	2	3	418	191	49 00		
Cities.....	2928 82	2928 82	26	34	25	22	22	17	23	10	14	202	19	43	827	1018	3344	2737 91	
Towns.....	2512 53	2512 53	31	22	18	18	20	26	20	4	12	45	19	49	807	1358	5575	2637 82	
Villages.....	1830 52½	1830 52½	20	20	16	17	26	26	11	6	13	88	9	27	321	1450	4559	2016 65	
Total, 1875.....	24057 29	24057 29	333	426	332	306	357	526	232	208	128	752	219	174	2517	21048	72810	25165 97	
Total, 1874.....	92315 50	92315 50	412	412	328	390	446	711	343	267	158	1087	1087	1087	1087	1087	1087	1087	

SUMMARY SHOWING TOTAL NUMBER OF MAPS, APPARATUS, AND PRIZE BOOKS SUPPLIED BY THE EDUCATION DEPARTMENT, FROM 1855 TO 1875, INCLUSIVE.

YEARS.	MONEYS.			MAPS OF										APPARATUS.			OBJECT LESSONS.	PRIZE BOOKS.
	Local Contributions.	Legislative Appropriation.	Total.	World.	Europe.	Asia.	Africa.	America.	B. N. America and Canada.	Great Britain & Ireland.	Single Hemispheres.	Classical and Scriptural.	Other Charts & Maps.	Globes.	Sets of Apparatus.	Pieces.	Historical and other Lessons in Sheets.	No. of Volumes.
From 1855 to 1874 inclusive.	\$ 226459 59½	\$ 226459 59½	\$ 452919 19	3742	5475	4385	4023	4754	5721	4556	3653	3247	7855	2785	701	21765	252462	766645
1875.....	23057 29	23057 29	46114 58	333	426	332	306	387	526	232	208	128	752	219	174	2517	21048	72810
Grand Total from 1855 to 1875.....	249516 88½	249516 88½	499033 77	4075	5901	4717	4329	5141	6247	4788	3861	3375	8607	3004	875	24282	273510	839455

TABLE N.—The High and Public Schools of Ontario.

BOOKS IMPORTED INTO ONTARIO AND QUEBEC.

The following Statistical Table has been compiled from the "Trade and Navigation Returns" for the years specified, showing the gross value of books (not maps or school apparatus) imported into Ontario and Quebec.

TABLE showing the value of articles sent out from the Education Depository during the years 1851 to 1875 inclusive.

YEAR.	Articles on which the 100 per cent. has been apportioned from the Legislative Grant.		Articles sold at catalogue prices without any appropriation from the Legislative Grant.		Total value of library, prize and school books, maps and apparatus despatched.	YEAR.	Value of books entered at Ports in the Province of Quebec.		Value of books entered at Ports in the Province of Ontario.		Total value of books imported into the two Provinces.	Proportion imported for the Education Department of Ontario.
	\$	cts.	\$	cts.			\$	cts.	\$	cts.		
1851	1414 00	1314 00	1850	101880 00	141700 00	243580 00	84 00		
1852	2981 00	2981 00	1851	120700 00	171732 00	292432 00	3296 00		
1853	4233 00	4233 00	1852	141176 00	159268 00	300444 00	1288 00		
1854	51376 00	5514 00	56890 00	1853	158700 00	254280 00	412980 00	22764 00		
1855	9947 00	4055 00	4389 00	18991 00	1854	171452 00	307808 00	479260 00	44060 00		
1856	7205 00	5920 00	5726 00	22251 00	1855	194356 00	338792 00	533148 00	25624 00		
1857	16200 00	18118 00	6452 00	40770 00	1856	208636 00	427992 00	636628 00	10208 00		
1858	3082 00	11810 00	6972 00	22754 00	1857	224400 00	309172 00	533572 00	10628 00		
1859	5805 00	11905 00	6679 00	24889 00	1858	171255 00	191942 00	363147 00	10692 00		
1860	5289 00	16852 00	5416 00	27537 00	1859	139057 00	184504 00	323561 00	5368 00		
1861	4084 00	16251 00	4894 00	25229 00	1860	135604 00	252504 00	408108 00	8846 00		
1862	3273 00	16194 00	3844 00	24311 00	1861	185612 00	344621 00	530253 00	7182 00		
1863	4022 00	15887 00	3461 00	23370 00	1862	183987 00	249234 00	433221 00	7800 00		
1864	1931 00	17260 00	4554 00	23345 00	1863	184652 00	276073 00	461325 00	4085 00		
1865	2400 00	20224 00	3818 00	26442 00	1864	93308 00	127233 00	220541 00	4668 00		
1866	4375 00	27114 00	4172 00	35661 00	1865	189386 00	209304 00	389690 00	9322 00		
1867	3404 00	28270 00	7419 00	39033 00	1865-6	222559 00	247749 00	470308 00	14749 00		
1868	4420 00	29923 00	4738 00	35136 00	1866-7	233837 00	273615 00	507432 00	20743 00		
1869	4655 00	29475 00	5678 00	34808 00	1867-8	224382 00	254048 00	478630 00	12574 00		
1870	3396 00	28810 00	6175 00	38381 00	1868-9	278914 00	373758 00	652672 00	11874 00		
1871	3300 00	30076 00	8138 00	38381 00	1869-70	229371 00	351171 00	571542 00	13919 00		
1872	4421 00	42265 00	10481 00	57167 00	1870-1	146435 00	411518 00	557953 00	13078 00		
1873	3834 00	42902 00	7010 00	53746 00	1871-2	212644 00	271674 00	484225 00	21315 00		
1874	5337 00	44631 00	8547 00	58351 00	1872-3	221938 00	510443 00	769191 00	16957 00		

TABLE O.—The Superannuated or Worn-out Public School Teachers.

NAME.	Age.	Years of teaching in Ontario.	Amount of pension.		Amount of cash certified to the Hon. Provincial Treasurer as payable to pensioners from 1st January to 31st December.
			£	cts.	
Thomas J. Graffe.....	68	18	108	00	104 00
James Benton.....	79	25	150	00	146 00
Peter Stewart.....	92	22	132	00	128 00
W. R. Thornhill.....	77	22	132	00	128 00
John Nowlan.....	84	24	144	00	140 00
George Reynolds.....	80	28 ³ / ₄	171	00	167 00
John Donald.....	76	20 ¹ / ₂	123	00	119 00
Angus McDonell.....	80	33 ³ / ₄	201	00	197 00
James Forde.....	73	18 ³ / ₄	108	00	104 00
Gideon Gibson.....	90	19	114	00	110 00
Donald McDougall.....	75	14	84	00	80 00
Thomas White.....	85	23 ³ / ₄	142	50	138 50
Rev. Joshua Webster.....	81	22	132	00	128 00
Norman McLeod.....	83	16	96	00	92 00
William Foster.....	75	22	132	00	128 00
William Glasford.....	65	18 ¹ / ₂	111	00	107 00
John Vert.....	65	21 ¹ / ₂	129	00	125 00
William Benson.....	78	23	138	00	134 00
William Kearns.....	83	25	150	00	146 00
James Leys.....	83	17	102	00	98 00
John Healy.....	86	26	156	00	152 00
Hector McRae.....	79	20	120	00	116 00
Emily Cozens.....	70	27	162	00	158 00
William Dermott.....	77	13	78	00	74 00
Walter Hick.....	87	25	150	00	146 00
Daniel Wing.....	72	26	156	00	152 00
Alexander Jenkins.....	81	18	108	00	104 00
Isabella Kennedy.....	73	22	132	00	128 00
William Corry.....	85	17	102	00	98 00
Marianne Ederington.....	64	20	120	00	116 00
Peter Fitzpatrick.....	83	23	138	00	134 00
James Kehoe.....	75	19	114	00	110 00
James McQueen.....	68	22 ¹ / ₂	135	00	131 00
John Miskelly.....	77	12 ¹ / ₂	75	00	71 00
Nicholas Fagan.....	81	13	78	00	74 00
Andrew Power.....	57	17	102	00	98 00
Catharine Snider.....	66	18	108	00	104 00
John Tucker.....	82	21	126	00	122 00
John Brown.....	77	26	156	00	152 00
John Monaghan.....	71	15	90	00	86 00
Richard Youmans.....	71	20	120	00	116 00
William Ferguson.....	75	24	144	00	140 00
Daniel S. Sheehan.....	91	20	120	00	116 00
Alexander Middleton.....	76	20	120	00	116 00
Jeremiah O'Leary.....	75	28	168	00	164 00
Archibald McCormick.....	78	16	96	00	92 00
Thomas Baldwin.....	77	13	78	00	74 00
James Bodfish.....	72	20	120	00	116 00
E. Redmond.....	75	32 ¹ / ₂	195	00	191 00
William Hildyard.....	69	19	114	00	110 00
Mary Richards.....	80	33	198	00	194 00
W. B. P. Williams.....	71	9	54	00	50 00
Julius Anley.....	71	18	108	00	104 00
Thomas Buchanan.....	70	20	120	00	116 00

The pensioners are subject to a deduction, before payment, of \$4 for annual subscription, required by law.

TABLE O.—The Superannuated or Worn-out Public School Teachers.

No.	NAME.	Age.	Years of teaching in Ontario.	Amount of pension.	Amount of cash certified to the Hon. Provincial Treasurer as payable to pensioners from 1st July 1910.
				\$ cts.	\$ cts.
174	Matthew M. Hutchins	68	22	132 00	128 00
178	Helen McLaren	66	21	126 00	122 00
179	Ralph McCallum	66	23	138 00	134 00
184	John Dods	70	21	126 00	122 00
186	P. G. Mulhern	75	29	174 00	170 00
188	Thomas Sanders	83	30	180 00	176 00
190	George Weston	77	22½	135 00	131 00
193	Robert Hamilton	82	16	96 00	92 00
196	Joseph D. Thomson	66	14	84 00	80 00
198	Henry Bartley	68	23	138 00	134 00
200	Melinda Clarke	65	15½	93 00	89 00
201	James Brown	70	27½	165 00	161 00
202	Daniel Callaghan	78	30	180 00	176 00
206	James Robinson	60	18	108 00	104 00
207	Jane Tyndall	71	21	126 00	122 00
208	William Bell	74	11	66 00	62 00
209	William Brown	57	13	78 00	74 00
210	James Armstrong	62	25	150 00	146 00
211	Caroline F. Mozier	66	27	162 00	158 00
212	Eliza Barber	67	18½	111 00	107 00
214	James McFarlane	69	27	162 00	158 00
215	James McKay	65	33	198 00	194 00
216	J. C. Van Every	72	20	120 00	116 00
217	Benjamin Woods	75	29	174 00	170 00
218	John Younghusband	80	33½	201 00	197 00
219	William Irvine	77	36	216 00	212 00
221	Richard Campbell	75	31	186 00	182 00
222	James Mahon	65	20	120 00	116 00
224	Duncan Calder	77	25	150 00	146 00
228	John Douglass	80	22	132 00	128 00
229	Daniel McGill	70	28	168 00	164 00
230	John Lenaten	80	12	72 00	68 00
231	Anna McKay	72	18	108 00	104 00
232	Sidney Russell	72	15	90 00	86 00
234	Robert Jordan	80	28	168 00	164 00
235	David Kee	60	17	102 00	98 00
237	Thomas Dorothy	64	34	204 00	200 00
238	Thomas Whitfield	66	32½	195 00	191 00
239	William Beaton	78	16	96 00	92 00
240	John Robinson	74	17	102 00	98 00
241	Archibald C. Boyd	50	19½	117 00	113 00
242	James Briggs	64	37	222 00	218 00
244	Adam Gillespie	77	24	144 00	140 00
245	John Graydon	71	30	180 00	176 00
246	Charles Judge	65	17	102 00	98 00
247	John Ross	65	22	132 00	128 00
248	John Roberts	74	16	96 00	92 00
249	Alexander Frazer	67	14	84 00	80 00
251	Mary Crawford	55	15	90 00	86 00
252	William Lewis	58	22½	135 00	131 00
253	John Russell	70	30	180 00	176 00
254	George Wilson	76	20	120 00	116 00
255	W. P. McGrane	82	33½	201 00	197 00
257	Charles R. Ashbury	68	18	108 00	104 00
258	Benjamin Meeds	66	23½	141 00	137 00
259	J. A. G. Williamson	56	17	102 00	98 00

TABLE O.—The Superannuated or Worn-out Public School Teachers.

No.	NAME.	Age.	Years of teaching in Ontario.	Amount of pension.	Amount of cash certified to the Hon. Provincial Treasurer as payable to pensioners from 1st January to 31st December.
				\$ cts.	% cts.
261	Thomas Howatson	76	10	60 00	56 00
262	Thomas McNeillie	78	16 ³ / ₄	99 00	95 00
263	Alexander MacLeod	71	48	288 00	284 00
264	William Moore	55	23	138 00	134 00
265	Thomas C. Smyth	72	15	90 00	86 00
266	George Wilken	67	25	150 00	146 00
267	Michael Gallagher	55	29	174 00	170 00
268	Robert Fythey	69	32	192 00	188 00
269	John McNaughton	56	29	174 00	170 00
270	Alexander McIntyre	56	24	144 00	140 00
271	Frederick Rimmington	43	12	72 00	68 00
272	Hugh Duff	62	23	138 00	134 00
273	James W. McBain	42	20	120 00	116 00
274	John Quin	54	31	186 00	182 00
275	Adam Robinson	69	16 ¹ / ₂	99 00	95 00
276	Mary Blount Thorn	52	14	84 00	80 00
278	William Trenholm	58	23	138 00	134 00
279	John Ferguson	44	16	96 00	92 00
280	Patrick Jordan	56	25	150 00	155 00
281	David Lamont	62	30	180 00	176 00
282	Ephraim Rosevear	41	22	132 00	128 00
283	Adam Scott	70	21 ¹ / ₂	129 00	125 00
284	James Banks	69	16	96 00	92 00
285	Matthew D. Canfield	65	29 ¹ / ₂	177 00	173 00
286	Richard Coe	47	12 ³ / ₄	75 00	71 00
287	William Curry	45	16	96 00	92 00
288	John Jamieson	58	25	150 00	146 00
289	Mary Jane Haight	54	22	135 00	131 00
290	William Thorn	66	16	96 00	92 00
291	Edwin Bates	56	8	48 00	44 00
292	John Burke	63	22	132 00	128 00
293	Henry Buckland	49	18 ¹ / ₂	111 00	107 00
295	James Milner	61	32 ¹ / ₂	195 00	191 00
296	Patience S. Courtenay	51	17	102 00	98 00
297	William Armstrong	64	45	270 00	266 00
298	Joseph D. Booth	50	21	126 00	122 00
299	Michael Brennan	65	16	96 00	92 00
300	Henry Beuglet	55	21	126 00	122 00
301	Patrick Donovan	63	28	168 00	164 00
302	John Fraser	74	16	96 00	92 00
303	John Isbister	74	15 ¹ / ₂	93 00	89 00
304	Barbara A. Irvine	41	22	132 00	128 00
305	Robert Marlin	61	26	156 00	152 00
306	Archibald McSween	63	20	120 00	116 00
307	Daniel McRae	67	24	144 00	140 00
308	Timothy J. Newman	59	23	172 00	168 00
309	Robert Power	54	23 ¹ / ₂	141 00	137 00
310	James Quin	71	18	108 00	104 00
311	James Scott	60	14	84 00	80 00
312	James Simpson	67	10	60 00	56 00
314	James Cooke	42	16	96 00	92 00
315	Frances Johnson	50	19	114 00	110 00
316	Robert Rooney	48	23	138 00	134 00
317	John Gibbs	61	18	108 00	104 00
318	Robert Kerr	63	28	168 00	164 00
319	Charles Macartney	59	15	90 00	86 00

TABLE O.—The Superannuated or Worn-out Public School Teachers.

No.	NAME.	Age.	Years of teaching in Ontario.	Amount of pension.	Amount of cash certified to the Hon. Provincial Treasurer as payable to pensioners from 1st January to 31st December.
				\$ cts.	\$ cts.
320	Samuel J. Trew	53	24	144 00	140 00
321	Alexander Burdon	61	34	238 00	184 00
322	John Chapman	34	10	60 00	56 00
323	William Clifford	25	3	18 00	14 00
324	James Elliott	51	22 ¹ / ₂	135 00	131 00
325	Rebecca A. Johnson	41	15	90 00	86 00
326	Luke D. Maxwell	58	24	144 00	140 00
327	Charles McLennan	49	17	102 00	98 00
328	Timothy McQueen	47	22	132 00	128 00
329	Francis Reynolds	47	14	84 00	80 00
330	Bernard Boyd	70	18	108 00	104 00
332	Robert Dickson	57	18	108 00	101 00
333	Matthew Elder	85	28	168 00	164 00
334	William Gorman	51	26 ¹ / ₂	159 00	155 00
335	John Lawson	69	44	264 00	260 00
336	Joseph Leighton	67	6 ³ / ₄	39 00	35 00
337	George McGill	53	26 ¹ / ₂	166 00	132 00
338	Luke Morris	62	19	114 00	110 00
339	Dawson Reid	53	13	78 00	78 00
340	Annie Russell	26	8	48 00	44 00
342	William Gilmer	71	10	60 00	56 00
343	Timothy D. Coglon	80	29	174 00	38 00
344	Elizabeth Greerson	65	27	162 00	156 00
345	Levi T. Hyde	39	17	116 00	117 00
346	Michael McAnliffe	65	23	138 00	37 00
347	Isabella McQueen	48	16	96 00	92 00
348	Jacob Tyndall	70	20	120 00	82 00
349	Charles F. Russell	40	19	114 00	106 00
350	Robert H. Wickham	60	23	138 00	84 00
351	William Watson	57	24	144 00	85 50
352	William Bradley	69	28	168 00	38 00
353	John Bruce	67	27	162 00	118 00
354	Benjamin Burkholder	61	28	171 00	126 00
355	Asahel B. Clark	39	17	117 50	113 50
356	James C. Clark	54	26	156 00	119 00
357	Thomas Foley	60	40	240 00	156 00
358	Robert Graham	65	25	150 00	41 50
359	Henry Greer	68	26	156 00	128 00
360	James Irvine	71	31	186 00	142 00
361	W. T. Janson	59	28 ³ / ₄	171 00	53 00
363	A. B. C. McConnell	64	9	54 00	8 50
364	John McMahon	37	17	102 00	98 00
365	Peter F. Neilson	35	16	96 00	96 00
366	William J. Ridley	59	20	120 00	44 00
367	Samson Roberts	51	28	168 00	142 50
368	William R. Rodway	64	16	96 00	22 00
369	Edward Rothwell	66	40	240 00	158 00
370	Solomon P. Smith	61	35	210 00	55 50
371	James Spence	69	17 ¹ / ₂	103 00	17 50
372	Daniel Sullivan	48	22 ¹ / ₂	135 00	25 50
373	Alexander Best	52	15	90 00	83 50
375	Alexander Canning	50	14	84 00	80 00
376	Jane S. Chadwick	47	18 ¹ / ₂	83 25	63 25
377	Margaret Cozens	65	15	90 00	26 00
378	William Earnsey	55	16	96 00	22 00
379	James Hodgson	64	18	126 00	110 00

TABLE O.—The Superannuated or Worn-out Public School Teachers.

No.	NAME.	Age.	Years of teaching in Ontario.	Amount of pension.	Amount of cash certified to the Hon. Provincial Treasurer as payable to pensioners from 1st January to 31st December.
380	William Johnston	73	18	108 00	29 00
381	James Joyce	70	13	78 00	52 00
382	Elizabeth Murray	58	24	151 00	31 00
383	John McAdam	55	30	135 00	98 00
384	John McIntyre	63	14	84 00	14 00
385	James Owens	60	23	69 00	35 00
386	John Paul	73	14	84 00	23 00
					26509 25

In the above table, where the number is omitted, the pensioner is either dead, has resumed teaching, or has withdrawn.

During 1875, \$1220.96 were returned to subscribers withdrawing from the Fund.

The amount paid to new pensioners for the first year is affected by the amount of arrears of subscriptions they have respectively paid in.

TABLE O.—GENERAL ABSTRACT.

COUNTIES FROM WHICH THE FOREGOING SUPERANNUATED TEACHERS APPLIED.		RELIGIOUS DENOMINATIONS.		NATIVES OF	
Gleauarry	20	Church of England.....	110	Dominion of Canada.....	44
Stornont	15	Presbyterian	102	Ireland	181
Dundas	13	Methodist	69	Scotland	92
Prescott	6	Roman Catholic	15	England.....	51
Carleton	18	Baptist	11	Other British Colonies	3
Grenville	15	Congregationalist	3	United States	14
Leeds	22	"Protestant"	2	Switzerland	1
Lanaek	25	Universalist	2	Total.....	386
Kenfrew	3	Society of Friends	1		
Frontenac	11	Christian Disciple	1		
Lennox and Addington	10	Second Advent	10		
Prince Edward	7	Not given	—		
Hastings	11	Total.....	386		
Northumberland	14				
Durham	6				
Northampton	13				
St. Peterborough	7				
Victoria	9				
Ontario	19				
York	11				
Peel	11				
Simcoe	17				
Total.....	386				

Of the 386 Teachers admitted to the Fund, 157 either died during or before 1875, were not heard from, resumed teaching, or withdrew from the Fund.

Of the remaining 229, the average length of service as Public School Teachers in Ontario was 22 years.

The average age of the Pensioners was 64 years.

Of the 386 Teachers admitted to the Fund, there have been 361 males and 25 females.

TABLE P.—Educational Summary for Ontario.

MUNICIPALITIES.	Public Schools.			High Schools.			Other Institutions.			GRAND TOTAL.				
	Number of Public Schools.	Number of Public School Pupils.	Amount expended for Public School purposes.	Number of High Schools.	Number of High School Pupils.	Amount expended for High School purposes.	Number of other Educational Institutions.	Number of their Pupils.	Amount received by other Educational Institutions.	Total number of Educational Institutions.	Total number of Pupils attending them.	Total amount expended for Educational purposes.	Balance unexpended.	Total amount available for Educational purposes.
Glengarry.....	74	5114	16081 37	3	34	2746 72	3	34	68 00	79	5230	21496 09	2993 96	24490 05
Stormont.....	75	5187	22271 36	1	37	1674 93	4	65	450 00	80	5289	24306 29	2124 99	26521 28
Dundas.....	83	5580	28863 04	3	142	6885 27	4	95	300 00	88	5817	36048 31	4548 76	40597 07
Prescott.....	63	3325	13641 61	3	98	3281 06	2	26	220 00	68	3649	17142 57	2632 13	19774 80
Russell.....	54	3621	14982 34	1	20	432 25	3	57	319 00	55	3641	15414 59	1908 33	17322 92
Carleton.....	119	8929	54832 93	1	29	711 14	1	20	180 00	123	9015	55863 07	9855 28	65718 35
Grenville.....	83	5474	46474 85	2	114	2445 47	1	20	1000 00	167	10359	49100 32	5974 31	53074 63
Leeds.....	158	10088	64883 05	3	196	4986 16	6	85	290 00	107	9508	70869 21	7950 62	78819 83
Lennox.....	130	9145	65843 99	5	338	8993 03	2	25	10 00	131	8259	75027 02	6600 47	81627 49
Renfrew.....	128	8137	48051 24	3	122	12400 30	1	10	10 00	134	8259	60451 54	3080 16	63531 70
Frontenac.....	132	7507	38547 68	1	160	1392 22	1	10	470 00	118	7577	40509 90	4118 70	44628 60
Lennox and Addington.....	112	7628	39607 36	2	196	8897 74	4	59	470 00	118	7883	48945 16	4622 48	53567 58
Prince Edward.....	84	5432	37408 69	1	109	2371 69	8	55	5601	85	5601	39780 38	4532 03	44312 41
Hastings.....	171	12838	74778 29	3	133	4709 88	7	94	1149 00	181	13125	80697 17	7994 06	88691 23
Northumberland.....	115	10799	59695 10	4	312	13270 09	7	203	6640 00	126	11314	79536 19	6355 35	84892 54
Durham.....	107	10679	61523 08	3	239	7100 61	11	187	1695 00	121	11005	70318 69	5425 26	79673 95
Peterborough.....	84	7653	35289 63	2	297	7968 81	3	60	500 00	89	7410	43758 44	5425 82	49184 26
Victoria.....	134	10647	71351 22	3	144	5772 84	1	8	100 00	138	10799	77224 06	9936 90	87160 96
Haliburton.....	24	894	5966 63							24	894	5936 63	1437 79	7394 42
Ontario.....	124	13652	80057 24	4	444	9250 89	4	136	1400 00	132	14212	96708 13	6624 98	103353 11
York.....	166	18631	105816 77	4	208	7260 05	13	167	500 00	183	13906	113576 82	14610 83	128187 65
Peel.....	77	7459	48020 78	2	68	1894 80	5	73	572 00	84	7600	50487 58	7291 61	57779 19
Simcoe.....	201	19964	107228 23	3	187	5995 23	12	213	1521 00	216	20364	114744 46	10656 07	125400 53
Haldon.....	58	6273	46747 97	1	40	2158 90	4	70	550 00	63	6383	49456 87	4190 88	53647 75

TABLE P.—Educational Summary for Ontario.

MUNICIPALITIES.	PUBLIC SCHOOLS.			HIGH SCHOOLS.			OTHER INSTITUTIONS.			GRAND TOTAL.			Total amount available for Educational purposes.			
	Number of Public Schools.	Number of Public School Pupils.	Amount expended for Public School purposes.	Number of High Schools.	Number of High School Pupils.	Amount expended for High School purposes.	Number of other Educational Institutions.	Number of their Pupils.	Amount received by other Educational Institutions.	Total number of Educational Institutions.	Total number of Pupils attending them.	Total amount expended for Educational purposes.		Balance unexpended		
			cts.			cts.			cts.			cts.	cts.	%	cts.	%
Wentworth.....	75	857	6096 99	2	180	4071 61	8	210	15200 00	85	8747	78368 60	5343 19	8371 79	14639 55	8371 79
Brent.....	71	8229	61541 91	4	318	12464 57	9	333	3050 00	83	8838	77056 48	5568 43	82925 91	13373 82	120622 07
Lincoln.....	83	8370	59150 12	5	436	14755 95	8	345	618 00	96	9111	74524 07	10198 07	84722 14	104648 25	146352 46
Welland.....	91	7767	47526 52	4	149	9267 22	4	299	15897 00	90	8215	72990 74	12288 42	49479 16	131663 47	191550 87
Haldimand.....	79	7211	33121 86	3	143	3634 91	7	94	250 00	80	7448	43006 77	6399 22	49405 99	49856 04	13557 80
Norfolk.....	104	9712	46580 76	3	118	3115 28	6	85	160 00	113	9315	48866 04	7919 63	57775 67	102332 04	147486 13
Oxford.....	113	13761	87007 39	2	161	4824 65	9	333	10500 00	124	14253	70648 25	14639 55	116371 39	164648 25	203347
Waterloo.....	96	11569	82287 16	2	375	20351 09	11	345	2010 00	179	12279	104648 25	13373 82	146832 46	146832 46	203347
Wellington.....	191	19947	121686 23	4	378	7461 24	14	202	2516 00	209	20347	107602 07	14683 99	146352 46	14683 99	146352 46
Grey.....	212	20116	104314 07	1	170	2100 00	8	142	1188 00	221	20428	107602 07	13557 80	121150 87	107602 07	121150 87
Perth.....	118	15151	100506 34	4	328	10878 61	8	162	365 00	130	15641	111749 95	15438 18	127188 13	111749 95	15438 18
Huron.....	176	21895	123416 76	2	152	5132 41	10	165	1030 00	188	29212	149379 17	13087 12	143296 29	149379 17	143296 29
Bruce.....	144	17348	109878 18	2	153	2947 62	9	180	1250 00	155	17681	114075 50	11918 62	135934 42	114075 50	135934 42
Middlesex.....	194	19669	113525 01	3	172	4586 56	9	251	1864 00	206	13392	11975 57	13017 64	132493 21	11975 57	132493 21
Elgin.....	104	10415	59675 08	1	38	1786 80	6	85	844 00	111	10864	63955 65	6888 25	72843 90	63955 65	72843 90
Kent.....	119	12946	77049 17	3	223	5436 57	4	246	700 00	126	13063	73696 76	13063 97	93535 94	73696 76	93535 94
Essex.....	135	12929	74360 62	1	99	2946 14	5	60	1624 00	141	13088	73696 76	7722 70	84629 46	73696 76	84629 46
Lambton.....	94	9672	64808 85	1	61	1851 63	6	144	500 00	101	9877	68284 48	6325 57	74610 05	68284 48	74610 05
Districts.....	30	1187	7019 18	30	1187	7019 18	2715 22	9734 40	7019 18	9734 40
Toronto.....	26	12880	103479 97	1	275	9883 33	31	2775	126000 00	58	15430	239356 30	2163 01	241519 31	239356 30	241519 31
Hamilton.....	17	6747	42862 56	1	501	16856 78	16	800	65000 00	34	8047	124719 34	1337 12	126036 46	124719 34	126036 46
Kingston.....	10	3986	14994 01	1	121	5391 83	8	650	5900 00	19	3867	72485 84	2704 33	75190 17	72485 84	75190 17
London.....	13	4922	26229 71	1	180	4400 00	10	645	42500 00	24	5747	67129 71	10510 01	77639 72	67129 71	77639 72
Ottawa.....	13	5277	56473 82	1	126	55478 48	12	726	20031 00	26	6129	131983 30	30160 67	162143 97	131983 30	162143 97

TABLE Q.—A General Statistical Abstract, exhibiting the comparative state and progress of Education in Ontario, as connected with Universities, Colleges, Academies, Private, High, Public, Normal, and Model Schools, from the year 1842 to 1875 inclusive, compiled from Returns in the Education Department

No	SUBJECTS COMPARED.	1842	1843	1844	1845	1846	1847	1848
1	Population of Ontario	486055		183539	202913	204580	230075	241102
2	Population between the ages of five and sixteen years.	141143		5	5	5	6	6
3	Colleges in operation	5		25	31	32	32	33
4	County High Schools	25		60	65	80	96	117
5	Academies and Private Schools reported	44						
6	Normal and Model Schools for Ontario							
7	Total Public Schools in operation as reported	1721		2610	2736	2589	2727	2800
8	Total Roman Catholic Separate Schools			No Reports.	No Reports.	No Reports.	No Reports.	No Reports.
9	Free Schools reported in operation (included in No. 7, above)	1745		2700	2637	2706	2803	2858
10	Grand Total Educational Establishments in operation in Ontario			No Reports.	No Reports.	No Reports.	No Reports.	No Reports.
11	Total Students attending Colleges and Universities			No Reports.	No Reports.	No Reports.	700	740
12	Total Pupils attending County High Schools						1000	1115
13	Total Pupils attending Academies and Private Schools						1831	2345
14	Total Students and Pupils attending Normal and Model Schools for Ontario							236
15	Total Pupils attending the Public Schools of Ontario							
16	Total Pupils attending the Roman Catholic Separate Schools	65978						
17	Grand Total, Students and Pupils attending Universities, Colleges, Academies, High, Private, Normal, Model, and Public Schools			96756	110002	101912	124829	130739
18	Total amount paid for the Salaries of Public and Separate School Teachers in Ontario							
19	Total amount paid for the erection or repairs of Public and Separate School Houses, and for Libraries and Apparatus, Books, Fuel, Stationery, &c.	\$166000		96756	110002	101912	128360	135195
20	Grand Total paid for Public and Separate School Teachers Salaries, the erection and repair of School Houses, and for Libraries and Apparatus			\$206856	\$286056	\$271624	\$310396	\$344276
21	Total amount paid for High School Masters Salaries			No Reports.	No Reports.	No Reports.	No Reports.	No Reports.
22	Total amount paid for erection or repairs of High School Houses							
23	Amount received for other Educational Institutions, &c.							
24	Grand Total paid for Educational purposes in Ontario							
25	Total Public School Teachers in Ontario				2860	2925		3177
26	Total Male							2365
27	Total Female							670
28	Average number of months each Public School has been kept open by a qualified Teacher, including legal holidays			73	8	84	85	9

TABLE Q.—A General Statistical Abstract, exhibiting the comparative state and progress of Education in Ontario, &c.

No.	1849	1850	1851	1852	1853	1854	1855	1856	1857	1858	1859	1860	1861
1	23364	25928	95051	262755	268957	277929	297623	311316	324888	390578	362085	373589	1396091
2	7	7	258607	8	8	9	10	12	12	12	13	13	13
3	39	57	64	60	64	64	65	61	72	75	81	88	86
4	157	224	186	206	206	206	307	267	276	301	321	305	337
5	2	2	3	3	3	3	3	3	3	4	4	4	4
6	2871	3059	2985	2492	3093	3200	3284	3391	3631	3772	3848	3854	3910
7	No Reports.	252	16	18	32	44	41	81	100	94	105	115	109
8	3076	3349	855	901	1052	1117	1211	1263	1707	1936	2315	2602	2903
9	773	684	3239	3262	3386	3526	3710	3815	4094	4258	4372	4379	4459
10	1120	2070	682	751	756	806	1100	1335	1335	1335	1373	1379	1473
11	3648	4663	2191	2543	3221	4287	3386	3386	4073	4459	4381	4646	4765
12	400	370	4557	5684	4440	5473	7584	6220	6523	6372	6182	6408	7361
13	400	370	356	645	735	622	743	772	746	777	718	700	700
14	138465	151891	168159	174587	194735	204168	222979	243335	262673	283392	288598	301104	316287
15	144406	159678	175895	189010	203888	215356	240917	27210	9664	9991	12994	14708	13631
16	8353912	835716	8391308	8428948	8489764	8578868	8680108	8779680	8850232	8777616	314246	328839	344117
17	No Reports.	859756	877336	8106366	8128072	8173472	8219194	8298428	8351926	8250519	8859325	8895591	8918113
18	No Reports.	8410472	8468644	8523314	8617836	8759440	8899272	81078108	81212158	8250519	8250721	8294183	8273305
19	No Reports.	No Reports.	Included in other Educational Institutions.	Included in other Educational Institutions.	Included in other Educational Institutions.	Included in other Educational Institutions.	Included in other Educational Institutions.	\$1043135	\$1043135	\$1100046	\$1100046	\$1139774	\$1139774
20	No Reports.	No Reports.	Included in other Educational Institutions.	Included in other Educational Institutions.	Included in other Educational Institutions.	Included in other Educational Institutions.	Included in other Educational Institutions.	\$71659	\$57552	\$92940	\$61564	\$94005	\$71654
21	No Reports.	No Reports.	Included in other Educational Institutions.	Included in other Educational Institutions.	Included in other Educational Institutions.	Included in other Educational Institutions.	Included in other Educational Institutions.	\$8311	\$10708	\$2868	\$7930	\$6037	\$29421
22	No Reports.	No Reports.	Included in other Educational Institutions.	Included in other Educational Institutions.	Included in other Educational Institutions.	Included in other Educational Institutions.	Included in other Educational Institutions.	\$1159914	\$214849	\$229079	\$210042	\$218432	\$299421
23	No Reports.	No Reports.	Included in other Educational Institutions.	Included in other Educational Institutions.	Included in other Educational Institutions.	Included in other Educational Institutions.	Included in other Educational Institutions.	\$1326092	\$1495067	\$1318092	\$1385582	\$1448448	\$1476107
24	3209	3476	859980	807270	8767940	8928356	\$1155992	\$1326092	\$1495067	\$1318092	\$1385582	\$1448448	\$1476107
25	2505	2697	3277	3388	3539	3539	3565	3689	4083	4292	4235	4281	4281
26	704	779	726	847	988	1031	997	2622	2787	2965	3115	3100	3031
27	9	9	9	9	9	9	9	10	10	10	10	10	10
28	17	17	17	17	17	17	17	10	10	10	10	10	10

TABLE Q.—A General Statistical Abstract, exhibiting the comparative state and progress of Education in Ontario, &c.

No.	1862	1863	1864	1865	1866	1867	1868	1869	1870	1871	1872	1873	1874	1875
1	403302	412367	424365	426737	431812	447726	464315	470400	483966	489615	495756	504869	511603	501083
2	13	15	16	16	16	16	16	16	16	16	16	16	16	16
3	91	95	35	101	104	102	101	101	101	102	104	108	108	108
4	342	310	257	290	282	312	282	273	284	285	258	265	280	297
5	3	3	3	3	3	3	3	3	3	3	3	3	3	3
6	3995	4013	4077	4151	4222	4261	4318	4359	4403	4438	4490	4562	4592	4678
7	109	120	147	152	157	161	165	165	163	160	171	170	166	156
8	3111	3228	3459	3595	3741	3838	3986	4134	4244	4304	4362	4424	4486	4558
9	4554	4587	4595	4686	4800	4855	4923	4923	4970	5004	5042	5124	5165	5258
10	1373	1820	1820	1820	1830	1830	1830	1830	1830	1830	1830	1830	1830	1830
11	4982	5352	5589	5754	5779	5696	5649	6608	7351	7490	7468	8437	7871	8342
12	6784	6552	5718	5905	6462	6743	6555	6392	6522	6511	6670	7758	8413	7982
13	700	700	700	800	800	800	800	800	800	800	800	800	800	800
14	329633	344949	354330	365552	372920	382719	399305	411746	421896	425136	433256	438911	441261	451368
15	14700	15859	17365	18101	18575	18924	20594	20684	20652	21200	21106	22073	22786	22673
16	357372	375353	385922	397992	405286	416812	434933	448160	459161	463057	472800	480679	483861	494065
17	8693776	8967553	8966356	8966356	8966356	8966356	8966356	8966356	8966356	8966356	8966356	8966356	8966356	8966356
18	8272217	8366892	8366892	8366892	8366892	8366892	8366892	8366892	8366892	8366892	8366892	8366892	8366892	8366892
19	1231093	1254447	1254447	1254447	1254447	1254447	1254447	1254447	1254447	1254447	1254447	1254447	1254447	1254447
20	873211	876121	875854	881562	887055	894820	896848	897009	8972061	8983294	89907361	89907361	89907361	89907361
21	87502	83470	861380	865251	871653	891900	896848	897009	8972061	8983294	89907361	89907361	89907361	89907361
22	2222534	2297768	2298668	2274514	2332825	2332825	2332825	2332825	2332825	2332825	2332825	2332825	2332825	2332825
23	1532540	16121806	16121806	16121806	16121806	16121806	16121806	16121806	16121806	16121806	16121806	16121806	16121806	16121806
24	4496	4304	4625	4721	4789	4890	4996	5054	5165	5386	5476	5642	5736	6018
25	4496	4304	4625	4721	4789	4890	4996	5054	5165	5386	5476	5642	5736	6018
26	3115	3094	3011	2950	2925	2849	2777	2775	2753	2641	2626	2601	2601	2645
27	1291	1410	1614	1791	1894	2041	2219	2279	2412	2635	2850	3061	3135	3373
28	104	106	111	113	114	116	116	116	116	116	116	116	116	116

NOTE.—Balances due but not collected, were included until 1868, but from that date Nos. 18, 19, 20, 21, 22, and 24 represent actual payments only. If we add to the Grand Total (24) the unexpended balances, we should have an available sum of \$4,212,360 for Educational purposes during 1875, and for 1874, \$3,971,256, the increase in 1875 being \$238,103.

NOTE.—The Returns in the foregoing Table, up to the year 1847, are not very complete, but since that period they have been sufficiently so to establish data by which to compare our yearly progress in Educational matters. The Returns are now pretty extensive, and embrace all Institutions of Learning, from the Public School up to the University; but hitherto the sources of information regarding this latter class of Institutions have been rather private than official, which should not be the case. The Annual Report of a Department of Public Instruction should present, in one comprehensive tabular view, the actual state and progress of all our Educational Institutions. Primary, Intermediate, and Superior.

NOTE.—The Public Schools are now all free by law.

PART III.

APPENDICES.

1875.

APPENDICES TO THE ANNUAL REPORT
OF THE
NORMAL, MODEL,
HIGH AND PUBLIC SCHOOLS,
IN ONTARIO,
FOR THE YEAR 1875.

APPENDIX A.

REPORT AND SUGGESTIONS WITH RESPECT TO THE COLLEGIATE INSTITUTES AND HIGH SCHOOLS OF ONTARIO, FOR THE YEAR 1875, BY J. M. BUCHAN, ESQ., M. A., AND S. ARTHUR MARLING, ESQ., M. A., INSPECTORS OF HIGH SCHOOLS.

Hon. A. Crooks, Minister of Education.

SIR,—Having already made detailed reports of our inspectoral visits to the different High Schools, we have now the honour to submit a report on their general condition during the year 1875.

INDICATIONS OF PROGRESS.

It is gratifying to us to be able to direct your attention to the same indications of progress on which we had the pleasure of commenting in our Report for 1874. We feel warranted in saying that, in regard to the qualifications of the masters, the salaries paid, the buildings, their internal equipment and their surroundings, the attainments of the pupils, and the life and activity pervading the management, the condition of the High Schools in 1875 was better than in any previous year of their history. There are, of course, schools that have retrograded; but such in our opinion is the general conclusion that must be arrived at from a survey of the operations of the year. Conspicuous among the causes that have produced this improvement are the Entrance Examinations and the scheme for Payment by Results.

When the system of uniform entrance examinations was instituted in 1873, there were many fears expressed that, if the standard then set up were maintained, the High Schools would speedily be depleted. So rapidly, however, did the Public Schools, the private schools and the preparatory classes, from which the High Schools receive their pupils respond to the demand made upon them, that no serious diminution in the number of High School pupils took place. Under these circumstances we felt justified in taking another step in advance. During 1873 and 1874, a great many of the local boards provisionally admitted pupils, who, though they had made fifty per cent. of the aggregate number of marks, were yet very deficient in particular branches. We dealt with the more striking cases of this kind, in revising the results of the examinations; but as this course led to a good deal of unnecessary friction, and, as it was perfectly evident that entrants could be properly prepared in every subject, we caused it to be announced for

the guidance of the local boards, that we would not consider any one competent to enter who failed to obtain one-third of the marks in any subject. This announcement met with general approbation, and the carrying of it into effect has resulted in improving the quality without diminishing the number of entrants, the Public Schools and other schools preparing pupils for the High Schools having again rapidly responded to the demand made upon them. In consequence, the fresh material placed in the hands of the High School Masters to mould in 1875 has been better than ever before.

Though the scheme for Payment by Results was not carried into effect in 1875, yet its adoption in the early part of the year, and the knowledge that it was about to be put into operation, not only stimulated the teaching of many subjects, but caused many boards to improve their staffs of teachers, their buildings and the material appliances of education. In these directions there is still much to be done, but we are convinced that the "new scheme," when in operation, will, by directing the attention of Trustees every half year, in a very practical manner to existing defects, aid materially in producing continuous improvement.

1875—A YEAR OF TRANSITION.

In consequence of the expectation of the enforcement of the scheme for Payment by Results, and of the preparations caused by that expectation, the year 1875 was to a considerable extent a year of transition, and though full of the beginnings of what may prove to be interesting phenomena, it did not present such marked features as to render a long Report necessary. Many of the questions which for years past have served as the texts of the Annual Reports on the state of the High Schools, have been provisionally, perhaps finally, settled. If they ever crop up now, they are mere ghosts of what they were. Our predecessor, the Rev. G. P. Young, in his Report for the year 1866, discussed at length a number of subjects in which are included all the burning questions that have arisen during the last ten years. The topics treated in that Report were:

1. The tendency to increase the number of Union Schools.
2. The degradation of the Public Schools, and the injury to the High Schools, resulting from the tendency to draft in unprepared pupils.
3. The evil consequences arising from the tendency to force all the pupils in the High Schools, irrespective of sex or destiny in life, to study Latin.
4. A proposal to remove the main cause of the preceding tendencies by apportioning the Government grant, according to both educational results and attendance, instead of according to attendance merely.
5. A proposal to abolish Union Schools.
6. A proposal to increase the number of High School Inspectors.
7. A discussion of the question whether it is advisable that both sexes should attend the same High Schools.

How completely the condition of the High Schools has been altered may be inferred from the fact that all the evil tendencies complained of by Mr. Young have been checked, and all his proposals have been substantially adopted. Nearly all these changes have been carried into effect within the last three years, and in consequence many of the old topics of discussion are sinking out of sight.

THE "SUPPORT" QUESTION.

Yet, though this is the case, there are some questions that have not received their quietus. Prominent among these is the subject of High School support; though this had been repeatedly discussed since 1854, the year in which the Grammar Schools came under the control of the Chief Superintendent, and though many schemes have been proposed, no satisfactory solution has been arrived at. If any schools for secondary education anywhere deserve to be liberally supported and placed on a sound financial basis, our High Schools do. They are not the schools of a class; they are open to the whole people. While the children of professional men, wholesale merchants, and manufacturers, enjoy the benefits of the instruction which they afford, by far the greater number of the pupils that sit on their forms are the sons and daughters of farmers, retail dealers, and mechanics. In the majority of the High Schools no fees are charged; and where there are fees, they are small in amount. The High

Schools are not confined to the larger centres of population ; they are scattered broadcast over the country. Whatever may have been their defects in the past, they are now much improved. The gravest evils that now exist in them are traceable to the inadequacy of their revenues. The poorness of the buildings and accommodations, and the lack of the material appliances of education in the case of many High Schools are obviously directly traceable to this source. But there are other evils of a more serious character which arise from it. University graduates of ability are deterred from entering a profession in which the rewards are so small. A High School Head Master may deem himself fortunate, if, after years of successful teaching, he rises to a position, the emoluments of which are equal to half of those of the manager of the branch bank, or of ordinarily prosperous lawyers and doctors in the same place. Such a prospect is not attractive to an educated young man, conscious of the possession of talents, and the results which such a state of affairs, if long continued, will bring about, are so easy to foresee that it is not necessary to explain them at length.

It cannot be too strongly urged that a High School is valuable and useful, only in so far as it secures the appointment of Masters who are good scholars, as well as good teachers. It is a farce and a sham of the most injurious character, to permit a High School to exist, if the salaries which its Board of Trustees are able to offer, do not attract good men. Every High School that is kept in existence, ought to be maintained well. Many of them at the present time come far short of what they ought to be, owing to the fact that they cannot offer salaries that will secure the prominent services of any but the poorest teachers.

QUALIFICATION OF MASTERS.

Closely connected with the subject on which the preceding remarks have been made, is the question how we may best secure men suitably qualified to act as teachers in the High Schools. This is, of course, in the first place a question of money. Sufficient pecuniary inducements will secure good men. But something may be done in other ways to improve the quality of the supply. Our difficulty arises at present from the difference in the value of degrees. Not only does the degree of one University differ in value from that of another, but the degrees conferred by the same University, may not be of the same value. Some Universities give the degree of Bachelor of Arts, for any one of several courses, and it is hence quite possible, that a man may have taken his degree with flying colours, and really be a master of the subjects to which he has mainly devoted his attention, while he is at the same time very ill qualified to teach the branches which are to be taught in a High School. This difficulty is perhaps at present insuperable. But we direct attention to it, in the hope that some means may be suggested whereby it may be overcome.

Another difficulty arises from the ignorance of the principles that underlie the art of teaching, which men fresh from the University usually display. We are of the opinion that much might be done to dispel this ignorance, to promulgate correct views on teaching, and to promote the thorough discussion of unsettled points, if a lectureship on pedagogy were founded. The lectureship should not be tenable for more than a short term, by any one person, in order that the lectures may be delivered by men fresh from practical work.

A third difficulty arises from the inferior scholarship of too many of the assistant masters in the High Schools. Undoubtedly, great improvement has been made in this respect of late years, but more might still, advantageously, be done. It would be injudicious at the present time when the salaries offered for assistant masters are so small, to urge the exclusion of men holding Second-Class Certificates from the staffs of the High Schools. Yet it is undeniable that, though a second-class teacher may have qualified himself, as some, undoubtedly, have done, for the proper performance of the duties assigned to him in the school to which he belongs, the mere possession of the knowledge necessary to take such a certificate does not render him a sufficiently good scholar and does not ensure a sufficient amount of culture for an appointment on a High School staff. Now it is the case in many High Schools that the teaching of English grammar, English literature or English composition, or of all three subjects, falls to the lot of a second-class teacher. The second-class teachers are a highly meritorious body ; they are persons who have done well, considering their opportunities ; but it reflects no discredit on them to say that they are not likely to teach these subjects in the liberal way in which they ought to be taught in a High School, or to inspire while teaching them, a literary taste, and a tendency to

breadth of view which they do not themselves possess. The fact is that to teach advanced classes in English well, it is desirable that a master should know something of the ancient classical languages and literatures.

SCIENCE-TEACHING.

The question what degree of prominence the teaching of science should take in the curriculum of the High Schools is one which it is exceedingly difficult to decide. But it is undoubtedly right that, in this age of the world, in which the physical sciences have gained for themselves a more important position than they ever held before, some attention should be paid to them in our secondary schools. As chemistry is the most valuable of the physical sciences from a practical point of view, and as a knowledge of its leading principles is exceedingly useful to all who study the other physical sciences, the teaching of it appears to deserve to be fostered in these schools. But at present a damper is put on the study of chemistry in the High Schools by its non-recognition in the matriculation examination of the University of Toronto. In the early history of the University both chemistry and natural philosophy were included in the matriculation programme, but it was found necessary to omit them, because no candidates came up that knew anything about them. The situation has changed since, and we are convinced that, should the Senate of the University again include these subjects in the entrance examination, the High Schools would respond to the demand made upon them. There are objections to putting natural philosophy on the matriculation programme which do not apply in the case of chemistry. These we shall not discuss, but we shall content ourselves with saying that we are strongly of the opinion that if the Senate of the University will, when they come to the final settlement of the new curriculum which is understood to be under consideration, recognise chemistry in some way in the matriculation examination, they will confer a boon on the cause of secondary, and at the same time benefit that of superior, education. To secure this end it is not necessary, indeed, we think it undesirable, that it should be made a pass subject. It would be quite sufficient to make it an optional subject which would count in some way for honours and scholarships.

The schools which have so far paid the greatest attention to teaching physical science are Barrie, Bowmanville, Hamilton, Peterborough, St. Catharines, and Whitby. The material appliances in the first of these schools are far from adequate, but chemistry and botany are taught very well. In the practical teaching of the former subject, however, St. Catharines takes the lead. Every pupil in the chemistry class there, and it is not a small one, does an amount of work in qualitative analysis that cannot fail to render his understanding of the leading principles of the science full and accurate for a school-boy, if he pursues the study for a reasonable length of time.

CONSOLIDATION OF EXAMINATIONS.

The adoption of the scheme for payments by results has differentiated more clearly the functions of the High Schools from those of Public Schools, and has also lessened the difficulties arising from the overlapping of the High and Public School courses of study. It is much to be desired that the intermediate examination should, as far as possible, be made use of to diminish the labour which the masters are forced to undergo, in consequence of the diversity of requirements on the part of the examiners for the different professions. In the same school there may be pupils preparing for the Law Society, for the Medical Council, for the University, and for teachers' certificates. In each of these cases a different preparatory course is prescribed, and to meet the wants of candidates the master is compelled to multiply classes to such an extent as to interfere seriously with the general work of the school. It is not necessary that there should be so great a diversity between these preparatory courses, and it would, we are confident, prove a satisfactory arrangement if these various examinations were as far as possible consolidated, or rendered co-extensive with the intermediate examination.

We have the honour to be, Sir,
Your obedient servants,

J. M. BUCHAN,
S. ARTHUR MARLING.

Toronto, 30th September, 1876.

APPENDIX B.

EXTRACTS FROM REPORTS OF INSPECTORS OF PUBLIC SCHOOLS, RELATIVE TO THE STATE AND PROGRESS OF EDUCATION IN THEIR RESPECTIVE COUNTIES, &C., FOR THE YEAR 1875.

COUNTY OF RUSSELL.

Rev. Thomas Garrett.—In the year 1871, the united counties, Prescott and Russell, were divided into two parts for Inspectoral purposes, called the Eastern and Western Inspectorates. In forming the Western Division, the Council found it necessary to annex two Townships, viz. ; N. & S. Plantagenet of the Co. Prescott, with the Co. of Russell, in order that the Western Inspectorate should contain fifty Schools, the minimum allowed by law. From that time to the present the number of schools has grown from fifty to sixty. The attention of Municipal Councillors and Trustee corporations, generally speaking, is manifested so largely and so disinterestedly as to merit unqualified applause.

Towards the close of last year an apparent lull seems to have set in ; but it is owing to the financial depression, and consequent cheapness of farm produce. But though Trustees, as a rule, have positively resisted any effort for the increase of teachers' wages, the inertia proves to be more in seeming, than in reality, for already there are in course of erection four new School-houses for 1876.

We have fewer efficient male teachers this year, owing to the fact that a number have given up good situations and have gone to the Ottawa Normal School, in the hope, and for the purpose, of acquiring such training as may fit them for the profession, the influence of which we trust will ere long be felt and duly appreciated in this community.

A number of the present staff of teachers have been well trained in a few of our P. Schools and are likely to prove themselves equal to the work they have assumed. Every effort is made to carry out the requirements of the law and to organize the School according to the Programme and Limit Table prescribed for that purpose by the C. P. I.

I find that the more rigidly a teacher adheres to prescribed forms, the more successfully is the work of Instruction performed. At first he meets with opposition from those who fancy that *their* views of teaching are orthodox, and hence the teacher who has sufficient courage by the introduction of new machinery to break up the fallow ground, does so under difficulties which can be surmounted, and that successfully, by the performance of duty according to law.

I continue to have a large share of the Inspector's important department of duty, embraced under the head of School Accommodation as presented in the General Regulations of the C. P. I., and I believe the general public to be sufficiently taxed for the work, though the poorer sections have undoubtedly been more liberal than the richer. Not a few sections are in debt for the improvements which have been made, and therefore I am not making any special effort towards the purchase of School Libraries ; but, I believe, the time is at hand and a first effort in the good work will shortly be made in S. S. No. 5, Russell, conducted by the indefatigable N. G. Ross, in the popular form of a School Exhibition, at which I give a lecture.

I consider the Model Teacher the most successful medium for the introduction of so desirable an object as the establishment of School Libraries, and therefore, if we can secure their diligent co-operation, I think we will be assured of success, having due consideration of the circumstances of any particular section financially.

Obstacles in the way to general progress have opposed themselves in a few places ; but they are few, and far between, especially when we consider the perpetual counselling, planning, organizing, uniting, and discussing of the fragments of these partially settled townships. However if anything diverts the attention of Trustees from the school under their charge, or fosters the inert stagnation which bids defiance to reformation, that is an obstacle to be deplored and speedily removed.

In conclusion, I have briefly to report that from the year 1871, to the end of 1875, there have been 22 new School-houses built, 10 School-houses enlarged and repaired, and

thirty-nine Schools have been furnished with an adequate supply of maps and apparatus, in this Western District.

COUNTY OF LEEDS. NO. 1.

William R. Bigg, Esq.—The Schools under my jurisdiction continue to improve, and I now find Grammar and Geography universally taught, while the classification, so far as the fundamental branches are concerned, is gradually approximating to that of the official programme. Better qualified teachers are employed, "Permits" are things of the past, and the natural results are beginning to develop.

I am also glad to say that the School-houses, furniture and grounds are in much better condition than formerly, though some sections, like laggard scholars, seem to have an affinity for the rear ranks.

Several new School-houses have been erected during the present year, and their sites severally increased to the requisite half acre, while other sections returned last year with "insufficient school lot," have this year rectified the deficiency, as you will see on reference to my "detailed report" herewith accompanying. Among those specially deserving notice, may be mentioned U. S. S. Nos. 2 and 3 Yonge Front, and No. 28 Elizabethtown, which has built a fine stone School-house, with a $\frac{3}{4}$ acre site, at an expense of \$1,100. S. S. 17 Escott Front, and U. S. S. No. 6 Yonge and Escott Front have erected new buildings, furnished with seats and desks of modern construction imported from the west.

There now remain but 13 sections without maps, and I trust to be able to announce in my next—that every section is furnished with these requisites.

I shall make a fresh effort in 1876 to induce those sections, which have neither enlarged nor enclosed their sites, to comply with the law, but I am afraid that the majority of the sections, that have not already complied, will remain perverse, and that nothing short of withholding the Government and Municipal grants will effect the desired change, an alternative that no Inspector dares to adopt, so long as his situation is at the disposal of any Municipal Corporation. Councilmen are but human, and freely admit, that, though desirous that the several provisions of the School Act should be carried out, it would be impossible for them to be re-elected, were they to sustain the Inspectors in enforcing those clauses which seem repugnant to so many sections, hence "moral suasion," however fruitless in the past, is preferred to a more rigorous administrative course. Under these circumstances I am of the opinion, that if it is ever intended to enforce the provisions of the School Act, it can only be done through the means of Inspectors solely responsible to the Government and acting under its instructions.

The following summary exhibits the number of Schools in each Township, the number without maps, and distinguishing those, whose sites have been enclosed and enlarged to the requisite dimensions from those which have complied with the laws, and from those that have remained inert.

MEMO.—Those that have partially complied, either have the half acre, but not enclosed, or the premises are enclosed, without sufficient land.

	Number of Schols.	Complied.	Partially Complied.	Inert.	Without Maps.
Rear Leeds and Lansdowne.....	14	7	3	4	2
Front Leeds and Lansdowne.....	18	5	5	8	0
Front of Yonge.....	9	2	4	3	4
Front of Escott.....	9	2	3	4	4
Elizabethtown.....	28	6	4	18	3

With regard to the 33 questions in the "Detailed Report," it may be well to state that the bulk of the answers is that given by the teachers. I desire, however, to make a few remarks on some of the interrogatories. No. 11, the General Register, is not in use, a daily and a class register being deemed sufficient for all practical purposes. No. 16, "Sending reports to parents," and No. 25, concerning "Libraries"—these are very desirable, but the Schools where such an enlightened state of things exists are, like angels' visits, few and far between. No. 28—private room for teachers—no chance of this being answered in the affirmative during the present century. No. 31—I consider the "chief obstacles to the advancement of schools" to be inefficient teachers, coupled with more or less indifference on the part of parents, and sometimes unsuitability of the School-house, and occasionally only keeping the School open six months in the year.

I would also remark that there is no such thing as a fifth class in our country schools; a few teachers imagine they have such a thing, but an examination dispels the delusion, and shows that the simple basis on which it rests, is "reading in the Fifth Book." Occasionally one or two scholars may be found rather past the fourth class work in some subjects, and may perhaps have commenced Algebra and Euclid, but the number of classes under charge of one teacher prevents the bestowal of the time necessary to ensure even respectable proficiency; hence the class is merely insignificant in numbers and nominal in rank.

I think that the study of Roots, Prefixes, and Affixes with derivations might be advantageously substituted for some of the mythical "subjects of instruction," enumerated in the "Detailed Report," which sadly needs revision.

Great benefit would result from establishing Teachers' Institutes, and I am surprised that while the law has provided the machinery, no attempt has been made to put it into motion. I purpose during the ensuing year to meet the teachers of each township semi-annually, and conduct such an institution. By this means every teacher will be reached, whereas at the Teachers' Associations a very small proportion attend, partly on account of distance from the place assigned for meeting, the expenses necessarily involved, but more especially for the very slight returns for the capital invested, in consequence of the time spent being chiefly occupied in idle talk, so rarely does it happen that any solid instruction is imparted. As an instance,—one gentleman was to lecture on "Surds and Indices," who imagined that "any root of any number might be expressed by unity with a fractional index."

"At uno disce omnes."

Competitive examinations, though possible under a Township Board, of course will not prove successful under present arrangements, yet to read the accounts in the "local press," one would imagine that Teachers' Associations and competitive examinations are the bulwarks of our educational system.

I would recommend the abolition of "visiting days" with the exception of those spent at Teachers' Institutes. The privilege is generally abused, permission being seldom asked from the Inspector, as the teacher almost invariably requires to visit a school "near home." Is it any wonder that the inference is obvious? Furthermore any teacher that really requires to visit a school for the sake of gaining information, can readily obtain permission from the trustees, so that no injury could possibly be inflicted by withdrawing the compulsory clause.

Third-class Certificates are now getting sufficiently plentiful to warrant exacting a higher standard at future examinations, and I would suggest that not less than 60 per cent. on the aggregate, and 30 per cent. on any single subject, be the minimum for pass work. As for Second-class Certificates, I trust these will soon only emanate on the recommendation of one Central Board, composed of our best judges. At present they are overborne by their associates.

During my visits I did not deliver any lectures, having found by previous experience the impossibility of obtaining audiences at those seasons of the year. I have, therefore, resolved to try what can be effected during the ensuing winter, by giving public notice of my intention, and trust that as the farmers can then better spare the time, I shall be favoured with a larger attendance.

In conclusion I am of the opinion that with the exception of "half-acre enclosed sites," the School Act will generally be enforced in Leeds.

BROCKVILLE PUBLIC SCHOOLS.

An additional teacher has been added this summer to the staff of the Public School, rendered necessary by the increased attendance, and the Board will soon have to erect another Ward School to supply adequate accommodation, without which compulsory attendance cannot be enforced.

On my first half-yearly visit I found 918 on the Rolls with an attendance of 641, and 11 teachers, and on my second half-yearly visit 891 registered, and 641 present with 12 teachers. The system of giving prizes has been discontinued, owing to dissatisfaction with the method of awarding. The junior classes seem always to compass the programme for promotion, but difficulties arise when we come to the 4th and 5th classes, the principal stumbling block being Arithmetic. The written tests now required for the High School entrance examination effectually slaughter the 4th class candidates, and we have solely to depend on the 5th class passing a sufficient number to supply the demand, which supply will be the more adequate, in proportion as the pupils promoted to the 5th class are better qualified to enter it.

BROCKVILLE SEPARATE SCHOOL.

The Separate School still continues to have 3 teachers in one room, the accommodation is altogether inadequate, the united salaries of the three teachers amount to but \$760, and yet the educational results are far more satisfactory than could possibly be anticipated. I found the number on the rolls, on my first visit, 286 with 176 present, and on my second visit, 272 on the rolls and 164 in attendance. The teachers deserve much praise for accomplishing so much, despite the many obstacles they have to contend with. The school is indeed a monument to "the pursuit of knowledge under difficulties."

The classification of some of the classes is rather irregular, those reading together being in different classes in Arithmetic, Grammar and Geography. It is impossible to rectify this without an additional teacher and increased accommodation. Improvements are talked of, which I hope will be carried out.

GANANOQUE.

This rising village, which can become a town whenever it deems necessary, has no higher class in its Public Schools than the 4th. One additional teacher would ensure a respectable 5th class, and a better supply of pupils to the very excellent High School maintained here, under the able management of J. L. Bradbury, M. A.

The teachers turned out by this admirable training school, surpass both in numbers and attainments, those from kindred institutions, who compete for certificates, and the only 2nd class, grade A, as yet granted by the Local Board of Examiners, was obtained by a lady trained at this Academy.

"PALMAM QUI MERUIT FERAT."

On the occasion of my first visit I found 531 on the Registers with 356 in attendance, and on my second visit 537 on the Rolls with 308 present.

Gananoque has now good school accommodation.

COUNTY OF LEEDS—No. 2.

Robert Kinney, Esq., M. D.—I avail myself of the opportunity of confirming by statistics what I have already stated in my previous Reports respecting the progress we are making in educational matters.

It may be that we have heretofore expected too much from our Public Schools, and perhaps we have measured them by too high a standard, but after comparing the returns of this county for the past four years with those of other counties in Ontario, we find we are by no means behind the times as some people suppose, or wanting in educational enterprise, as others assert.

The following county statistics show the nature and importance of the work that is being done:—In 1871, the average attendance was 2,107 from the aggregate of 8,666; in 1875, the average attendance was 3,373, from an aggregate of 8,543, being an increase of over 62 per cent. on the average of 1871. In 1871, the number between the ages of seven and twelve years, not attending any School, was 262, in 1874 it was 94, showing a very marked improvement. The amount paid for teachers' salaries in 1871 was \$20,907; in 1874 it was \$32,096, showing an increase of over 50 per cent in four years. The amount paid for all school purposes in 1871, was \$29,728; in 1874 it was \$53,829, showing an increase of over 80 per cent. in four years.

In District No. 2, the improvement is still going on in a satisfactory manner, as a glance at my Return will show. In 1874 the amount paid for teachers' salaries was \$14,385; in 1875, it was \$15,259, an increase of \$874. In 1874 the average attendance was 1,497; in 1875 it was 1,556, an increase of 59. In 1874 the amount paid for all school purposes was \$24,083; in 1875 it was \$28,791, an increase of \$4,708 in one year. In 1874 the total value of school property was \$44,941; in 1875 it was \$55,244, being an increase in one year of \$10,303. I may also add that twenty-five new School Houses have been built in District No. 2, since 1871, and some of them are of superior quality. Four more are under contract at the present time, and in all probability six new School buildings will be erected in 1876.

The above facts show very conclusively that the ratepayers are alive to the importance of an efficient educational system. A very general and increasing interest is also manifested in the number of Public School scholars that seek admission to the District High School, and as a fair percentage of them succeeds in passing the examination, we have further evidence that the Public School work is being fairly done.

Notwithstanding the denunciations against the iniquity of prize-giving and the repeated assurance from various quarters that in a system of education it is not only highly improper but very unphilosophical, we still encourage competition and prize-giving, believing them to be "great promoting principles of activity," that cannot well be done without. In any profession it is not merely injudicious but it is the height of folly to throw aside an efficient means or instrument, because in unskilful hands it might be misused.

Those who oppose prize-giving on the ground of its not being philosophical, generally content themselves with the mere assertion that it is so, without showing in what particular it does violence to any principle of any system. But the objector tells us it promotes "Envy, hatred and all uncharitableness," and to prove it cites something like the following—

"But children you should never let
Such angry passions rise,
Your little hands were never made
To tear out each others eyes."

And considers that the question is forever settled.

At the competitive examination for the Townships of North Crosby, South Crosby, Bastard and Burgess, prizes were given by Messrs. W. & D. Beatty, of Delta, and Messrs. Leavitt & Southworth, of Brockville.

COUNTY OF LANARK.

H. L. Slack, Esq., M.A.—The value of school property in rural sections in the county was for 1875, \$71,779, or an average of about \$590 for each section; in the civic sections it was \$48,390, or an average of over \$9,000 to each. The expenditure under this head of upwards of \$20,000 in the year, and the aggregate and average value of the school property at present, present an exceedingly satisfactory progress, and are indicative of a liberality and patriotism on the part of the public which is highly commendable.

Of the one hundred and twenty-three School-houses thirteen are stone, three brick, fifty-eight frame, and forty-nine log.

The classification of the teachers is as follows:—1st Class Provincial, 1; 2nd Provincial, 8; 1st old County Board, 5; 3rd new County Board, 124; and Interim Certificates, 11. The most of the latter were employed in the capacity of assistant teachers and monitors, and were quite equal to the duty imposed upon them in their several posi-

tions. As the law gives the Inspector the power to license one of the pupils to act a "monitor" in Schools where an assistant is required, and as the trustees may recompense such a one for his (or her) services, it is confidently expected that this provision will be availed of by many of our larger country Schools.

The following table (I.) exhibits the principal subjects comprised in the School-room programme, the number of pupils engaged in the study of the prescribed subjects, and the number not complying with the programme. A glance at it will serve to show that there is a fair adherence to the regulations in this respect:—

TABLE I.

Exhibiting the extent to which the "Programme of Studies" is followed.

SUBJECTS.	No. of Pupils for whom prescribed.	No. actually engaged in the Study.	No. not complying with Programme.
1. Reading	8,409	8,409
2. Spelling	"	7,911	498
3. Writing	"	6,653	1,756
4. Arithmetic.....	"	6,590	1,819
5. Geography	"	5,405	3,004
6. Drawing.....	"	780	7,629
7. Music	"	1,948	6,461
8. Grammar.....	4,276	3,531	745
9. Composition	"	3,381	895
10. Canadian and English History	1,259	849	410
11. Algebra	114	20	94
12. Geometry	"	4	110
13. Mensuration.....	"	12	102
14. Book-keeping	"	48	66

In order to ascertain precisely the standing of pupils in the principal subjects taught in our Public Schools, and with the view of establishing a reliable basis for future comparison, I carefully examined a large number of pupils in the various Schools, and classified them under the heads of Excellent, Good, Fair, Bad, and Very Bad, in the subject of Reading, Writing, Arithmetic, Spelling, and Dictation, the result of which may be seen in Table II. which follows. The standing, especially in reading is satisfactory.

TABLE II.—SUMMARY—READING.

CLASS.	Excellent.	Good.	Fair.	Bad.	Very Bad.	Totals.
5th Class	7	2	3	1	..	13
4th "	40	221	183	35	3	482
3rd "	50	184	146	31	1	412
2nd "	64	242	211	67	7	591
Sr. 1st "	67	242	323	106	7	745
Totals	228	891	866	240	18	2,243

TOTALS.

Excellent.....	228 out of 2,243 or 10.12 per cent
Good.....	891 " 39.72 "
Fair.....	866 " 38.61 "
Bad.....	240 " 10.70 "
Very Bad	18 " 80 "

TABLE III.—WRITING.

CLASS.	Excellent.	Good.	Fair.	Bad.	Very Bad.	Totals.
5th Class	2	2	4
4th "	55	93	17	1	...	166
3rd "	26	108	37	4	1	176
2nd "	39	89	21	1	...	142
Sr.1st "	30	71	22	4	...	135
Totals	152	363	97	10	1	623

TOTALS.

Excellent.....	152	out of 623 or 24.39 per cent
Good.....	363	" " 58.26 "
Fair.....	97	" " 13.96 "
Bad.....	10	" " 1.60 "
Very Bad.....	1	" " 1 "

TABLE IV.—ARITHMETIC.

CLASS.	Excellent.	Good.	Fair.	Bad.	Very Bad.	Totals.
5th Class	2	2	...	4
4th "	82	115	41	27	17	282
3rd "	46	84	83	28	7	248
2nd "	68	46	36	26	9	185
Sr.1st "	29	50	55	3	...	137
Totals	227	295	215	86	33	856

TOTALS.

Excellent.....	227	out of 856 or 26.51 per cent.
Good.....	295	" " 34.46 "
Fair.....	215	" " 25.11 "
Bad.....	86	" " 10.04 "
Very Bad.....	33	" " 3.85 "

TABLE V.—SPELLING AND DICTATION.

CLASS.	Excellent.	Good.	Fair.	Bad.	Very Bad.	Totals.
5th Class	7	...	1	...	1	9
4th "	62	77	52	35	7	233
3rd "	30	89	59	26	14	218
2nd "	54	85	88	32	2	261
Sr.1st "	24	45	24	9	...	102
Totals	177	296	224	102	24	823

TOTALS.

Excellent.....	177	out of 823 or 21.50 per cent.
Good.....	296	" " 35.96 "
Fair.....	224	" " 27.21 "
Bad.....	102	" " 12.39 "
Very Bad.....	24	" " 2.91 "

I.—TOWN OF PERTH.

The Town of Perth has at present one Central Graded School, with six teachers, and a High School with two teachers—both under the same roof—also a Roman Catholic Separate School with two teachers. The school accommodation is indifferent and by no means in keeping with the times, nor even with the incorporated villages in the county. Arrangements are, however, being made for the erection of an independent building for the High School, which will allow the whole of the present accommodation to be utilized by the Public School, an ultimatum very much to be desired. The staff of teachers employed are both efficient and zealous, and no exertions are wanting on their part to maintain the high standing of their several departments.

II.—VILLAGE OF ALMONTE.

This is the *chef lieu* of the North Riding of the County, and in enterprise in school matters is, at present, pre-eminently in the fore-ground. Two large stone buildings, in different parts of the village, erected, the one in 1869 and the other in 1875, at a total cost of about \$20,000, provide ample accommodation for both Public and High Schools, in the former of which seven teachers are employed, and in the latter two. There is also a Roman Catholic Separate School, with two teachers. The Schools are all in a very efficient state, and reflect great credit upon the liberality of the inhabitants.

III.—VILLAGE OF CARLETON PLACE.

There is in this growing village one large stone School-house erected only a few years ago, and two other rooms. The Schools are graded with the exception of one Ward School. The original design of the large Central School had in contemplation the addition of a wing to the present structure. This, it is expected, will be done before long, so that the whole of the necessary accommodation for both the High and Public Schools may be supplied under one roof. The Schools here are in a progressive state. Five teachers are employed in the Public, and two in the High Schools.

IV.—VILLAGE OF SMITH'S FALLS.

This village has also one large Central Graded School of stone and erected a few years ago, and also a Ward School in that part of the village commonly known as "Elgin." There are seven teachers in the Public and two in the High Schools. The Public School Departments labour under the disadvantage of having two teachers in each room. This is rendered necessary from the fact that the rooms are too large for one teacher. In such an arrangement the efficiency of the Schools is not a little impaired. The Schools are well graded and considerable progress is being made. A capacious play-ground surrounds the central building.

V.—VILLAGE OF LANARK.

Lanark has a Central Graded Public School with three departments. There is no High School here. The different departments of the Public Schools are accommodated in two frame buildings of respectable dimensions, and situated contiguous to each other, with ample play-grounds recently surrounded by a neat fence. The Schools are doing well.

COUNTY OF RENFREW.

Rev. E. H. Jenkyns, M. A.—During the year all the Public Schools in the County were twice visited by me in the discharge of my duties as Inspector. Having already forwarded to your Department the detailed reports, showing the state of each School in the County, I now proceed in this general summary to make some remarks on the general features of our educational system, and to discuss a few topics of importance to the educational welfare of the County.

It affords me very much pleasure in bearing testimony to the growing efficiency and success of our Public Schools. The new school law has inaugurated a period of transition in our educational progress, and the material changes which have occurred are gratifying and show decided progress. Encouraging progress has also been made in elevating the character and increasing the usefulness of our Schools. The improved tone and character everywhere manifest in our school system are to be attributed to the worthy ambition of trustees to comply with the requirements of the school law, and to the employment of a better class of teachers. As the County advances in intelligence and wealth, and our school sections become better settled, the inferior log School-houses and the "cheap teacher" system are gradually passing away. It is gratifying to be able to state that the educational progress made in 1875 compares very favourably with that of any preceding year since my connection with the Schools of this County, both in the number and character of new School-houses built, and also in the interest manifested in the Schools by Boards of trustees, teachers, and parents. The truth seems to be dawning upon the people's mind that the Public Schools will be what the pupils choose to make them, and that just in proportion as boards of trustees, the official medium through whom the people act, and the people, interest themselves, will the Schools improve. Whilst it is pleasing to record that the people generally take a lively interest in whatever may tend to improve our educational facilities, and are ready in many instances to act with commendable liberality; yet we must not forget that there are others who do not recognize the paramount importance of education, and whose policy is that of "rest and be thankful." We shall have no misgivings as to the ultimate results of our school system when people fully realize that they are the guardians of our Schools.

Including the various departments of incorporated Village Schools and Roman Catholic Separate Schools, there were 127 Schools in operation during the year. Three School Sections which were too feeble to support a School in each, were united into one Section. So that if we take these into consideration there has been an increase of two Schools during the year. This desire for union on the part of small or weak Sections may be looked upon as an evidence of the pressure brought to bear under the Consolidated School Act to increase the efficiency in Schools. Until Sections begin to feel this pressure, the agitation for small Sections and a "School-house at every man's door" had almost become chronic. People begin to reason that, if proper School-houses are to be built, and supplied with maps, seats and desks, teachers paid adequate salaries, and Schools maintained in a satisfactory state of efficiency, then they require the means to do all these things without imposing an intolerable burden upon the Sections, and this cannot be done with small Sections.

I regret to state, that, notwithstanding all our educational advantages, the improvements which have taken place in the internal arrangement of Schools, and the increasing efficiency of teachers, the attendance of pupils is far from being satisfactory. With a total on the various rolls of 5,693, and an average attendance of 3,027, we cannot readily estimate what we have yet to accomplish in this direction. To take up the School register of many of our School Sections and notice the days pupils are present or absent, would open the eyes of many a parent as to the cause of the unsatisfactory state of the School or of the reputed inefficiency of the teacher. No matter how faithful the trustees, or how efficient the teacher, the results will always be unsatisfactory without regularity of attendance. The irregular attendance which prevails also prevents the teacher from having an orderly or systematic School, properly organized classes, or to attain to steady and satisfactory progress. In my detailed reports you will notice that in some Schools, whose teachers are efficient, and where, on the whole, the pupils are regular and progressive, that the greatest obstacle to the advance of a School is attributed to the irregular attendance in three years. It is a cause of complaint that a large proportion of the pupils of Public Schools do not attain to anything like a satisfactory degree of perfection in their studies; and I fear that this will always be the case as long as pupils are irregular.

Much of this irregular attendance arises from the real or supposed necessity for keeping children at home to aid their parents in the busy season of the year. From inquiries which I have instituted I find that most of this irregular attendance might be avoided by a proper management at home, and a proper interest on the part of parents. Under our educational system the class books are so arranged, and the course of instruction is such, that no lesson

can be omitted without serious disadvantage to the pupil or injury to his class mates. Where this irregularity can be obviated, parents may rest assured that with the present competition in every walk of life, it is a neglect which some day or other will redound in their children's serious disadvantage. The man who wilfully and unnecessarily keeps his children at home defrauds them of all mental growth, and for the sake of the pitiful grains of their feeble labour makes slaves of them in a free country.

To bring about good attendance, a great deal may be accomplished by the faithful teacher. If he takes careful note of any pupil's absence, finds out the cause, or, if necessary, visits the parents, he will do a great deal to counteract irregularity. In some Sections I notice trustees have supplied their teachers with blank forms of notice to parents respecting irregularity of attendance. The plan has been eminently successful. If all trustees were to supply their teachers with these forms I have no doubt that beneficial results would follow.

When all these efforts have failed it is well to fall back upon the provisions of law. By the Consolidated School Act of 1874, trustees are required to ascertain the names of absentee children and report the same to the inspector. The provisions of the "compulsory clause" of the Act are such that trustees are required to notify personally, or by letter or otherwise, the parents or guardians of children of the neglect or violation on their part of the provisions of cap. 28, and 157 sec. of the School Law; and in case, after being so notified, the parents or guardian of such children continue to neglect or violate the provisions of said sections of this Act, it shall be the duty of trustees to impose a rate-bill on such parents or guardians, not exceeding one dollar per month for each of their children not attending School, or to make complaint of such neglect or violation to a magistrate having jurisdiction in such cases. The friends of education have long contended for the enactment of a law making attendance at School obligatory upon all pupils of School age, and the introduction of the "compulsory clause" is certainly a movement in the right direction. We are firm believers in the necessity of such a law, and in the good results which it must eventually produce. The conflict in favour of compulsory attendance has been won, and the question is now, whether the provisions of the Act will be carried out or not. Laws, unless they are faithfully administered, are simply words on paper; and whether this law is executed, depends on the capacity and character of the men who form our boards of trustees. In the discharge of such a duty they should realize their obligations to the State and to society, and as the friends of education they should see that this law is duly enforced.

The real efficiency of any system of public instruction, as well as the prosperity of all those great interests which can safely rest only on the intelligence and good moral habits of the people, must depend mainly on the teachers. If it be desired to elevate the teaching profession to its true position, it must be made a comfortable livelihood for competent persons who engage in it, and means must be provided for training young persons to enter upon the work with a full knowledge of its duties. The following statistics, taken from the results of my inspection, give an idea of the remuneration offered to teachers in this County. The highest salary paid a male teacher in a rural section is \$500; the highest salary paid a female teacher in a rural section is \$350; the highest salary paid a male teacher in an incorporated village school is \$700.

TOWNSHIPS.	AV. SALARY OF MALE TEACHERS.	DO. OF FEMALE TEACHERS.
Admaston	\$340 00	\$135 00
Alice.....	280 00	196 00
Algona, South	—	138 00
Bagot, &c.....	240 00	181 25
Brougham	—	224 00
Brudenell.....	252 00	170 00
Bromley	256 00	167 50
Grattan.....	280 00	162 50
Griffith and Matawatchan.....	—	176 00
Head	—	200 00

TOWNSHIPS.	AV. SALARY OF MALE TEACHERS.	DO. OF FEMALE TEACHERS.
Horton	—————	\$196 00
McNab	\$377 00	218 00
Pembroke	425 00	—————
Petewawa	—————	215 00
Rolph, &c.....	200 00	233 00
Ross, &c.....	480 00	218 75
Sebastopol	180 00	130 00
Stafford	300 00	226 00
Westmeath	389 00	211 75
Wilberforce, &c.....	340 00	300 50
Incorporated Village Schools.....	537 50	255 00

The foregoing Table exhibits a great improvement in the remuneration of teachers, but it is yet far from being satisfactory. If education is to advance, and our schools are to be maintained in a healthy and vigorous condition, then we must yet give greater prominence to the claims of teachers.

The great want of this County is a supply of good and efficient teachers. Notwithstanding that an additional Normal School is in operation in the City of Ottawa, and the improved efficiency of the High Schools, we are not yet in a position to secure anything like an adequate supply of qualified teachers. The status of the teaching profession is gradually improving, but the following statistics will show that it is yet far from what it ought to be. Eleven teachers hold certificates from old County Boards until annulled; six hold 2nd Class Normal School certificates; four hold 2nd class new County Board certificates; thirty-six hold 3rd class certificates, and seventy teachers are simply "licensed" to teach. The religious persuasion of teachers is divided as follows:—C. E., 20; R. C., 45; P., 38; M. 23; B., 1.

This being an exceptional year on account of monetary stringency in commercial affairs, we find some teachers who years ago had abandoned the profession, once more applying to trustees for engagements. Year after year the number of candidates who apply for 3rd class certificates at the County Board Examination is greatly on the increase, but the number who succeed in obtaining certificates falls very far below the actual requirements of the County. And it is now a well-acknowledged fact that candidates have no prospect of passing the 3rd class examination without an attendance of three years at some High School. Then again it will be some years before we shall receive a supply of trained teachers from the Ottawa Institution. I am glad, however, to find that a number of students from this County already attend that excellent institution, and will, in time I trust, return to this County to fill the vacancies in the ranks of teachers. Taking all these facts into consideration, I am reluctantly compelled to admit that, for some years to come, our main dependence for anything like an adequate supply of Third-class teachers will be on those counties where the supply is in excess of the demand. To induce teachers to come into the County I feel that a considerable improvement must take place in the remuneration offered. I do not object to the teacher, if the opportunity presents, to improve his circumstances by entering into some other business or profession, but I feel that our educational system will never be placed on a sound basis until the teaching profession is brought into healthy competition with other professions and pursuits.

In strong and wealthy sections I notice that the efficiency of the Schools has improved in a very satisfactory manner, and that they are fulfilling their mission to the satisfaction of all; whilst in poor and remote sections, where teachers of low qualifications are engaged, there is very little improvement. In what manner therefore can we hope to give a healthy stimulus to these extremities of our educational system? To this question we reply, that from the nature of the case the remedy must come from within, and not from without. There are not enough local teachers, possessing the requisite qualifications to fill them, and the salary offered is too low to induce teachers with proper qualifications to apply. A home supply cannot be produced but by thorough instruction, and by preparing teachers to enter upon the work. I have devoted considerable time to the consideration of the subject, and the way which commends itself to my judgment to correct the difficulty is, to establish Model Schools in connec-

tion with the Public Schools at the following points, viz., at Brudenell Corners, Eganville and Beachburg. The system of public instruction which would be adopted in such schools would not only give a superior English education to the more advanced pupils of Public Schools in the district, but it would also exert a powerful influence upon the teaching and character of the schools in the district. From such an educational centre I would expect life and method to be imparted to all schools within reach of its influence. Better classification, better discipline and more effectual teaching would be secured, and satisfactory results would follow as a natural consequence. Schools in a fair state of efficiency would become still better; schools of an inferior character would become improved, and schools would become really capable of performing the work for which they were designed. The difficulties under which poor and remote sections labour, can only eventually be overcome by establishing such schools. In these remote sections and townships the people anxiously desire the advantages of a higher education than can be furnished in the Public Schools of the district, conducted as they are at present, by inefficient teachers; and they take a deep and lively interest in whatever may tend to increase the facilities for such an education. They are prepared to act with enlarged liberality to advance any scheme which will improve their children's education. As an evidence of the necessity of such schools, I might point to numerous instances of pupils who attend school year after year, and yet never advance beyond the rudimentary elements of English education. They are dull and listless, and school life has become a mere matter of routine. There can be no real progress in such cases.

People may say this is all right enough, but if these poor sections already feel the burden too much, how are they to carry out such a scheme! I will endeavour to show the complete practicability of such a scheme by reference to the High Schools of the County. Arnprior, with a population of 1,714, in addition to its efficient Public Schools, supports one High School with two teachers; Pembroke with a population of 1,508, supports its High School with two teachers; and Renfrew, with a population of only 865, supports one High School and two teachers. If these incorporated villages, with their population, are able to support High Schools, why may not the municipalities of Brudenell and Sebastopol, with a population of 1,860, be able to support one Model School? Why may not the townships of Grattan and Wilberforce, with a population of 3,436? And why may not Westmeath and Ross, with a population of 4,314 be able to do the same? When once the School-houses were built, the annual expenditure for each school would not amount to more than \$400. And I would strongly urge upon the municipalities interested, the advisability of carrying out this scheme.

Then again, the Consolidated School Act of 1874 makes special provisions for establishing such schools. The law provides that every township council shall have authority to pass by-laws for the following purposes—vide School Law, cap. 28 and sec. 48—"To levy such sums as it judges expedient for procuring the site, and for the erection and support of a township Model School."

In my visits to the Schools I have directed much attention to the construction of proper School-houses, believing that material improvements in this respect are absolutely necessary to the proper workings of the School. And in every case where I have found buildings in process of erection, have suggested such improvements as I thought necessary. The following Table exhibits the material progress we have made since 1871:—

For the year.	No. of Public Schools.	No. of Public School Pupils.	Average attendance.	Teachers' Salaries.	Sum expended for sites and school houses.	Sum expended for maps, apparatus, etc.	Amount expended for P. S. purposes.
1871	104	5316	1997	\$ 9934 68	\$ 1795 08	\$ 149 70	\$ 21981 68
1872	110	5938	2292	16751 42	3209 45	751 93	24322 37
1873	112	6108	2272	20539 01	7265 03	876 05	36359 20
1874	127	6755	2241	25511 37	4830 86	610 14	36554 80

During the year 19 Schools were built. They are all substantially built, and in every case are of the following dimensions: 36 x 24 feet, and 12 feet between floor and ceiling.

This is an additional evidence of the progress we are making from year to year; but I find that this rate of progress is not fast enough to keep pace with the enlightened sentiment of the day. The following townships take the lead in the improvement of their schools, apparatus, books and conveniences: Westmeath, Alice, Ross and McNab. I find, however, that great material improvements have been made in the internal arrangement of School-houses in nearly every township of the County.

I am glad to be able to report that the School accommodation provided in all Incorporated Villages is now satisfactory. Elegant new School-houses have been built at Pembroke and Renfrew. These structures are ornaments to the villages where they are located, and serve to show in an impressive manner the liberal spirit which animates the various Boards of Education in this County. I am glad that these most excellent school enterprises have been carried to completion, not only on account of the superior accommodation which they secure to the pupils of those places, but because I look upon these Incorporated Villages as educational centres which ought to exercise a wholesome influence upon the character of School-houses in the district.

I desire also to make special reference to the excellent School-houses which have been built in the following sections: Nos. 7 and 9, Ross; Nos. 1 and 2, Alice; No. 2, Brudenell; R. C. S. S. Bromley; Nos. 1 and 2, Griffith; Nos. 7 and 8, McNab, and Nos. 5 and 7, Westmeath. These School-houses afford excellent accommodation, are made of the best material, and executed in the best possible manner. They have been built with a wise forethought as to their internal arrangements and daily life within, and their external architecture expresses at once their purpose. In connection with this matter I would suggest to all trustees who intend to build, first of all to visit Nos. 7 and 9, Ross, or Nos. 1 and 2, Alice, or No. 7, McNab. These School-houses are not only models of what rural School-houses should be; but their internal arrangements, equipments, &c., reflect the greatest credit on the several sections.

I would also notice the great improvement which has occurred in the matter of seats and desks. Without proper seats and desks no School can be maintained in a state of efficiency, and the money expended in keeping a School open is to a great extent unproductive. Twenty-one School-houses have been provided during the year with suitable seats and desks. These improvements have not been accomplished without considerable opposition on the part of several ratepayers. They advance the argument that the old log School-houses, the log seats and wall desks were good enough for the pupils who attended school in their time, and they cannot see any necessity for all this expenditure on School-houses, seats, and desks, &c. The same argument might be advanced against the improved appliances of civilized life, and the man who deliberately entertains such an opinion, I would advise to seek his paradise in China.

A decided improvement is apparent on the part of teachers towards cleanliness of the School-room, and its proper ventilation. This pleasing feature, when once co-operated in by trustees, in furnishing proper School-houses, suitable desks and seats, will do much towards stimulating pupils to a greater love for school, and will give healthy incentives to regular attendance.

The tendency is very observable in most of our Schools to substitute a showy list of subjects taught, for thoroughness of instruction in the indispensable elements of education. Thus we find that in many Schools, arithmetic, grammar and geography, are completely ignored until the pupils advance as far as the 2nd, and in some instances, as far as the 3rd Book. Under the new programme pupils are required to be taught these subjects from the commencement, and in order to carry out these studies, every teacher ought to have primary classes, and instruct the pupils without the use of text-books. If the ground work is not well laid in these subjects at a very early period, the loss to the pupil will be seriously felt in after years. We are disposed to lay greater stress upon children being taught to read good English literature appreciatively, to write well, to be exact in the primary rules of arithmetic, to be correct in the employment of the mother tongue, and in writing down what they know about things, than in the possession of a smattering of numberless subjects. The lad who has been thoroughly drilled in the elements of a sound English education, if he goes out in the world in the possession of good health and good principles, will make his way in business, and will know sufficient of letters to enjoy intellectual recreation. To find pupils reading in the 4th book who cannot satisfactorily read a selection from the 2nd; to have pupils working sums

in proportion, interest, &c., while they cannot work correctly sums in the simple and compound rules; and to have pupils learning syntax, &c., who cannot parse a simple sentence, indicate a great want of thoroughness on the teacher's part, and a great want of professional knowledge. The system pursued at each half-yearly examination has been mainly directed to test the thoroughness wherewith each teacher conducts his School. And as a corrective to this tendency to a want of thoroughness, some of the most efficient teachers have introduced a written examination once a week, with good results. By such means he finds out the amount of accurate knowledge his pupils possess, and improves their habits for accurate thinking and accurate work.

It is also highly important that teachers should give greater attention to the proper classification of their pupils. In this work they sometimes encounter considerable opposition from trustees and parents. It is well, however, that all parties should understand that the teacher is not a mere machine to carry out the methods approved of by this or that party; and whilst giving all due consideration to any suggestion thrown out, they are expected to conduct their Schools according to the programme laid down by the Council of Public Instruction, and to exercise their independent judgment as to what they conceive is most conducive to the progress of the School.

Every person will admit the advantage and even the necessity of having good School libraries, and yet I regret to state that we have made little or no progress in this direction.

I would wish very much to see a Teachers' Association formed in this County, so that teachers might enjoy the pleasures of intercourse, and the information derived from mutual conference, discussions and lectures. The Association formed some years ago in this County, had to be abandoned for want of travelling facilities, but now that we have a railroad going through the centre of the County, I trust to see this useful institution revived.

In conclusion, I regret to state that I notice a growing disposition amongst pupils of our Public Schools, and especially in villages, to the use of slang words and profane language. Under our system, children of all classes, of all moral and social conditions, meet together on the same playground, and thus the children of the less refined reap all the advantages of those advanced in moral and social life. There is an advantage as well as a danger in this. To secure the one and avoid the other can only be attained by the elevation of our Schools. The true policy, therefore, is to make our Schools perfect Schools of culture and discipline, both moral and intellectual. I can see no reason why the pupils of Public Schools should not vie in refinement, courtesy, and moral culture, with the pupils of the most exclusive private school in the land.

COUNTY OF LENNOX AND ADDINGTON.

Frederick Burrows, Esq.—The total amount raised for school purposes, during the year, was \$39,149, of which \$26,404 went for teachers' salaries—an excess of \$6,869 over the amount paid teachers in 1871. Of the total amount raised, \$7,341 came from Legislative grant and invested moneys, leaving \$31,808 from direct taxation.

The whole number of pupils registered during the year was 6,639—3,461 boys and 3,178 girls—being an average of 56 to each teacher. The aggregate average attendance for first half-year was 2,716, and for the second half-year 2,511—a slight improvement on preceding year.

The pupils were classified as follows:—1,999 in First book, 1,519 in Second, 2,420 in Third, 688 in Fourth, and 13 in Fifth. All were in Reading, Spelling, Writing, Arithmetic, and Geography; 2,238 in Drawing, 1,463 in Vocal Music, 3,066 in Grammar and Composition, 143 Chemistry and Botany, 419 English and Canadian History, 83 Natural History.

Of the 117 teachers (29 males and 88 females) employed, 3 held First-class Provincial Certificates, 10 Second-class Provincial, 8 First-class Old County Board, 26 Second-class Old Board, 59 Third-class New Board, 11 Permits—the last mentioned being held chiefly by teachers in the back townships.

The highest salary paid a male teacher was \$575, and the lowest, \$216. The highest paid a female teacher was \$360, and the lowest, \$144. The average salary of male teachers was \$392, and of female teachers, \$212.

Of the School-houses, 19 were brick, 6 stone, 75 frame, and 10 log—total 110, of which 42 have been built since the enactment of the School Law of 1871.

Total number of maps, 628, globes, 95. 87 Schools have Object and Tablet Lessons. 22 School Libraries, containing 1,025 volumes, were reported. Nearly all these requisites have been furnished since my first inspection of the Schools.

In 43 Schools, prize books were distributed, thereby greatly increasing the supply of good, wholesome reading matter for the young.

The Departmental Regulations regarding the size of School site, fencing, and out-houses have, with a very few exceptions, been observed throughout the county.

I am glad to be able to call your attention to the largely increased expenditure on account of teachers' salaries, as this indicates an increasing appreciation of the important work of the teacher.

Still, we have too many trustees whose parsimony impels them to hire the cheapest teachers they can find, to the great detriment of education in their sections. It too frequently happens that the sole qualification regarded in the selection of a trustee is his ability to "keep down taxes," however much this course may interfere with the best interests of his School.

We have still to complain of the great evil of irregular attendance, which so often paralyses the best efforts of our teachers. It is no easy matter to devise an adequate remedy for this evil, which, in most instances, may be traced either to the niggardly trustees who hire the cheap and inferior teacher, whose neglect of the most obvious means of making the School-work attractive, induces carelessness and irregularity, or to those parents who deem berry-picking and other trivial employments as more important for their children than getting an education.

At the same time there are, in some cases, valid reasons for this irregular attendance. Snow blockades, bad weather, and remoteness from School, often prevent small children from attending regularly.

I believe that the best correction for this evil, in the majority of instances, is the employment of teachers whose sympathies are in their work, and who aim to make school-life pleasant and attractive, by the adoption of rational and judicious modes of teaching and discipline. There are too many who use school teaching as a mere stepping stone to something else, and who never become thoroughly interested in their work.

We need more well-trained teachers.

Our Normal Schools are of but little benefit to this county, as we have only nine teachers who have attended them.

The distance and expense, taken in connection with the present low rate of remuneration to teachers, are sufficient to deter all, except a very few, from availing themselves of the great advantages afforded by such institutions.

Our High Schools, to which we must look for our chief supply of teachers, should be utilized more for the training in the best modes of teaching and discipline of those who attend them, with the view of becoming teachers.

It seems only fair that, if High Schools do educational work for a whole county, their support should be distributed over the whole district benefited by them, and not left, as at present, a burden upon the town or village in which they may be located.

The formation of suitable High School districts should be made the imperative duty of County Councils.

Another difficulty, to which I have adverted in former reports, is the great inequality in the valuation of School Sections in the same Township, and the consequent difference in the rate of taxation for school purposes. This most inequitable feature of the present School Section System, is a fruitful source of annoyance to Township Councils, and of bickerings among rate-payers.

The Township Board System is a most effectual remedy for this difficulty, if the people could see their way to its adoption; but the surrender of the local control of each School seems to be the great objection to this system on the part of many of those who have studied the matter. It strikes me that some sort of a compromise scheme might be devised which would secure, with the retention of sectional trustees, a uniform rate of taxation on the whole property of a Township for school purposes.

With regard to the Schools of our back Townships, I have to state that, owing to the serious depression of the lumber business, upon which the majority of the settlers are dependent for a livelihood, it is with considerable difficulty that the Schools are kept open,

even with the very liberal aid given by the Department and the County Council. The County Council makes a yearly grant to them of \$200, about half the amount given by the Department.

In addition to the special grants made by the Department and County Council, the Township Council of Denbigh, Abinger, and Ashby, divided \$300 of Municipal Loan money among its Schools, for the purpose of improving the school premises in each section, and the Council of Kaladar and Anglesea gave each of its Schools \$25 for the same object.

The poor settlers heartily appreciate the kind assistance given, and indicate a most praiseworthy anxiety for the education of their children.

I am reminded, in closing these remarks, that a change has been effected in the administration of School affairs, and in this my first official report to you as head of the Education Department, I beg most respectfully to tender you my congratulations on being entrusted with the most important of our great public interests, and to wish you the most ample success in raising every portion of our educational establishment to a high state of efficiency.

With reference to your worthy predecessor, permit me to say, that the School system of this Province will ever remain a monument to his ability, energy and zeal.

COUNTY OF PRINCE EDWARD.

G. D. Platt, Esq.—In submitting my report for 1875, I am happy to be able to bear testimony to a fair degree of prosperity in the educational interests of this county. In spite of the continuance of such adverse influences as irregular attendance, and the very limited experience of so many teachers, this progress has been attained, and reflects all the greater credit upon those devoted workers in the profession who aim at success rather than pecuniary gain. Thus, while a few Schools during the year have actually retrograded in the hands of careless and unskilful managers, the great majority have, by their steady progress, given evidence of the skill and devotion of those to whom they were intrusted.

The following classification is an approximation to the standing of the Schools of the County for 1875 :—

Excellent, 11 ; Good, 24 ; Fair, 38 ; Poor, 8 ; showing 1 more, Excellent, and 10 fewer, Poor Schools than in last report. The classification by Townships is as follows : Ameliasburgh—3 Excellent, 4 Good, 6 Fair, 2 Poor. Athol—1 Excellent, 2 Good, 5 Fair. Hallowell—3 Excellent, 5 Good, 5 Fair, 2 Poor. Hillier and Wellington—2 Excellent, 3 Good, 6 Fair. North Marysburgh—2 Good, 6 Fair, 1 Poor. South Marysburgh—1 Excellent, 2 Good, 4 Fair, 2 Poor. Sophiasburgh—1 Excellent, 5 Good, 6 Fair, 1 Poor.

The record of the attendance of pupils stands about the same as in 1874. The average attendance for the County is but 43 per cent. of the number enrolled. Ameliasburgh again heads the list of townships with 53 per cent. ; Hillier and Wellington stand next with 45 ; Hallowell, 41 ; South Marysburgh, 40 ; Sophiasburgh, 39 ; while Athol and North Marysburgh are down to 36 per cent. The hop-yards of Hallowell and Sophiasburgh are thus outdone by other influences elsewhere. There is very great need for improvement in the matter of attendance.

There were 28 changes of teachers last year. In Ameliasburgh, 3 ; Athol, 1 ; Hallowell, 3 ; Hillier and Wellington, 4 ; North Marysburgh, 5 ; South Marysburgh, 7 ; and Sophiasburgh, 5.

Fifteen teachers had Second-class Provincial Certificates, six had First-class from the County Board, while no less than sixty three held Certificates of the Third-class. Of the fifteen Provincial Certificates, Ameliasburgh had 5 ; Hallowell, 4 ; Hillier and Sophiasburgh 2 each, and North and South Marysburgh one each.

The average salary of male teachers for the County was \$367, and of females, \$231.42. In Ameliasburgh the averages were respectively \$415 and \$228. Athol, \$338, and \$263. Hallowell, \$415 and \$256. Hillier and Wellington, \$337 and \$195. North Marysburgh, \$313 and \$204. South Marysburgh, \$325 and \$228. Sophiasburgh, \$385 and \$224.

The total amounts raised for school purposes in 1875 by trustees' tax, was \$25,091

being an average rate of 4 mills on the dollar, the total assessed value of the County (excepting Picton), amounting to \$6,288,341. For Ameliasburgh the average rate per dollar was 4 mills; Athol, 3; Hallowell, $3\frac{1}{3}$; Hillier and Wellington, $4\frac{2}{3}$; North Marysburgh, $7\frac{1}{4}$; South Marysburgh, 5; and Sophiasburgh, $3\frac{1}{2}$ mills. Three new School-houses caused the increased rate in North Marysburgh, while similar influences operated in other municipalities.

The total amount paid teachers during the year was \$24,316, of which Ameliasburgh paid \$4,606; Athol, \$2,753; Hallowell, \$5,332, and \$1,098 for buildings; Hillier and Wellington, \$4,165; North Marysburgh, \$1,611, and \$1,673 for buildings; South Marysburgh, \$2,179, and \$1,154 for buildings; Sophiasburgh, \$3,667, and \$1,935 for buildings. The grand total paid for all School purposes was \$34,769. The total paid for new buildings and repairs was \$6,151, and for maps, &c., \$194.56.

Seven new School-houses were built during the year, and five repaired. Of the new ones, Ameliasburgh has one, frame—Hallowell one, brick—North Marysburgh, three, brick—South Marysburgh, one, brick; and Sophiasburgh, one, brick. Of the repaired houses, Ameliasburgh, Athol, Hallowell, South Marysburgh and Sophiasburgh, have one each.

The School-houses of the County may now be classified as follows:—brick, 33; stone, 19; frame, 29. By Townships: Ameliasburgh—2 brick, 5 stone, 8 frame: Athol—2 brick, 3 stone, 3 frame: Hallowell—9 brick, 3 stone, 3 frame: Hillier—4 brick, 3 stone, 5 frame: North Marysburgh—6 brick, 1 stone, 2 frame: South Marysburgh—3 brick, 3 stone, 3 frame: Sophiasburgh—7 brick, 1 stone, 5 frame. Thirty new School-houses have been erected since 1870, of which 24 are brick and 6 frame. The total estimated value of school property is \$62,176.

Fifteen school sites were enlarged, and most of them enclosed during 1875. Several sites are yet inadequate, but attention is being directed to the matter and the deficiency will doubtless soon be remedied. Two or three wells were provided during the year, but the great majority of premises are still without that necessary appendage.

Seventeen Public Libraries are reported, of which Ameliasburgh has 7; Athol, 3; Hillier, 2; and North Marysburgh and Sophiasburgh, one each. The total number of volumes in them is 2,067. Fifty Sunday Schools with 2,009 scholars, and 237 teachers, are reported for the County.

The relative standing of the Schools in the several townships is pretty fairly indicated by the per centage of the pupils in the Fourth and Fifth classes, as follows: Ameliasburgh, 25 per cent.; Athol, 21; Hallowell, 30; Hillier and Wellington, 33; North Marysburgh, 19; South Marysburgh, 24; and Sophiasburgh, 19 per cent. Another indication is furnished by the number of pupils from the Public Schools of the County that passed the entrance examination to the High School during 1875. Of these the total number successful was 34; from Ameliasburgh, 7; Athol, 6; Hallowell, 9; North Marysburgh, 3; South Marysburgh, 4; and Sophiasburgh, 5.

The Agricultural Society of Ameliasburgh offered prizes to pupils in Map Drawing and Penmanship, which called forth some very creditable specimens. I hope the example may be generally followed hereafter.

I have also great pleasure in recording the fact that the highest honours in the Province of Ontario offered to candidates for Teachers' Certificates were this year taken by teachers of the County of Prince Edward:—namely, the Gold Medal to the First Class candidate making the greatest number of marks, by Mr. S. M. Dorland, of Sophiasburgh—and the Silver Medal to the best Second Class candidate, by Miss Fanny Gillespie, of Picton.

A large portion of the teachers of this County lack the special training requisite to fit them for the right discharge of their difficult duties. This is the great want of the times, and to meet it, our Provincial Normal Schools ought to be supplemented in every County by well conducted Teachers' Institutes. These are not likely to flourish without special organization, pecuniary encouragement, and compulsory attendance of the classes to be benefited.

COUNTY OF HASTINGS—NORTH.

William Mackintosh, Esq.—At the close of the year, the organized portion of North Hastings contained 74 rural school sections, and *one* incorporated village (Stirling) In

The unorganized Township of Jones there was *one* section. In all there were 76 sections, —an increase of *one*.

During February of the current year, at the urgent request of some settlers with whom I chanced to meet at Jones, I visited the Henderson or Copp settlement. It is situated between the Hastings and Opeongo Roads, and lies partly in the unorganized Township of Lyell, and partly in the unsurveyed Township of Murchison. The nearest settlement to it is that in Jones, eighteen miles distant. In consequence of my visit a school section has been formed, Trustees elected, and a School-house partially completed.

School Finances.—During the year the total amount of receipts for school purposes was \$27,225.52,—an increase of \$1,695.02 over 1874.

From Trustees' tax on ratable property there was received as follows:—

	Collected in 1875.	Increase over 1874.
Rawdon, (including Stirling).....	\$4,360 51	\$154 00
Huntingdon.....	2,183 66	52 10
Marmora and Lake.....	2,643 51	879 16
Madoc.....	4,050 56	431 13
Elzevir.....	1,126 87	a decrease
Tudor, <i>et al.</i>	720 35	119 58
Dungannon and Faraday.....	740 60	314 70
Carlow and Mayo.....	135 00	85 00
Monteagle and Herschel.....	406 37	} 109 57
Wicklow, <i>et al.</i>	154 40	
	<u>\$16,521 83</u>	<u>\$1,449 87</u>

Disbursements.—In payment of teachers' salaries \$16,629.70 was disbursed, an increase of \$2,245.28 over the amount expended for the same purpose in 1874.

For repairs of School-houses, fences, or grounds, the total expenditure was \$1,840.40. For the purchase of sites and the erection of School-houses, \$3,861.43 was spent.

The total amount of disbursements was \$24,941.28, an increase of \$2,677.76 over 1874.

Value of School Property.—The following tabulated statement will exhibit the astonishing increase in the value of school property since 1872,—an increase which is due to the erection of School-houses, the purchase of sites, maps and apparatus, and the enclosure of school premises:—

	Value of school property in 1875.	Value of school property in 1872.	Total.	Increase. Per cent.
Rawdon, (including Stirling)	\$16,965	\$9,050	\$7,915	87
Huntingdon.....	4,895	3,718	1,177	31
Marmora and Lake	5,107	2,015	3,092	153
Madoc	9,744	5,454	4,290	78
Elzevir	4,841	4,773	68	1
Tudor, <i>et al.</i>	1,559	634	925	145
Dungannon and Faraday	761	205	556	271
Carlow and Mayo	653	290	363	125
Monteagle and Herschel.....	847	} 375	1,161	309
Wicklow, <i>et al.</i>	689			
The Riding	<u>\$46,061</u>	<u>\$26,514</u>	<u>\$19,547</u>	<u>73</u>

The increase has been even greater than 73 per cent. Since 1872 several good School-houses have been erected in Elzevir, and a large amount expended in purchasing sites, enclosing grounds, &c. By some error in Trustees' reports for 1872 or 1875, this has evidently been overlooked.

During last year the increase in the value of school property was \$7,645, an advance of about 20 per cent.

The work of urging the necessity of building new School-houses, repairing and re-furnishing such as are worth the outlay, purchasing new sites, or enlarging those already owned, is, in many cases, a most unpleasant task. Done ever so prudently and cautiously, it excites the ire and ill-will of some. However, it is a duty, and a patriotic labour, and must be performed.

In the majority of cases, however, I find Trustees and rate-payers ready and willing to make every reasonable effort to comply with the requirements of the School Law.

School-houses.—The total number of School-houses in the Riding, at the close of 1875, was 78,—8 being built of brick, 7 of stone, 39 of frame, and 24 of log.

In order to show clearly the earnest manner in which the work of school-house erection has been carried on since the passage of the School Law Amendment Act of 1871, I have compiled the following statement :—

	Brick.	Frame.	Stone.	Log.	Total.
Rawdon	4	3	1		8
Stirling	1				1
Huntingdon.....			1	1	2
Marmora and Lake.....		6		1	7
Madoc		7			7
Elzevir		2			2
Tudor, <i>et al</i>		3		3	6
Dungannon and Faraday.....		1		4	5
Carlow and Mayo.....				2	2
Monteagle and Herschel.....				2	2
Wicklow, <i>et al</i>		1			1
	5	23	2	13	43

During 1875, *nine* School-houses were erected, 8 frame and 1 brick. Since my appointment in 1874, *eighteen* have been built.

In addition a considerable number have undergone extensive repairs, and, in several cases, have been re-furnished with desks and seats, less antiquated than those formerly used.

The two-storied brick building completed in Stirling, for the use of the High and Public Schools, deserves special mention. Commodious, its internal arrangements admirable, and its exterior handsome, it affords evidence of intelligence, and liberality on the part of Trustees and ratepayers. Each of the four class rooms is rendered pleasant by pictures and flowers. Outhouses and fences are appropriate. The grounds have been very nicely ornamented and shaded by trees and shrubs.

Of the other villages, Bridgewater, Queensboro', and Marmora have good School-houses. In Madoc, one of the departments occupies a comfortable rented building. The School-house proper, is dilapidated, unsuitable, and anything but creditable.

The advancement that is exhibited by the foregoing statements is extremely creditable, and becomes *surprising* to me who is acquainted with the broken and infertile nature of a great part of the district.

School Grounds and outhouses.—*Nine* School premises were enclosed during the year. Since 1874, *nineteen* have been enclosed. In *eight* sections, suitable outhouses were constructed in 1875.

School population and attendance.—The total number of children between the ages of 5 and 16, resident in the riding, was, in December, 4891, of these 441 did not attend any school, a decrease of 222 for the year.

The number of pupils of all ages, who attended school was 4717, an increase of 223

The attendance of these is represented by the following Table :—

About 15 per cent, gave the almost useless attendance of less than 20 days; about 23 per cent, attended between 20 and 50 days; about 28 per cent, attended between 50 and 100 days; about 18 per cent, between 100 and 150 days; about 13 per cent, between 150 and 200 days; and about 1 per cent, attended between 200 days and the whole year.

A comparison of the average attendance of pupils for the year with the whole number who attended during some portion of the year, will afford a still more lucid idea on this subject.

In Rawdon (including Stirling) the average attendance for the year was about 41 per cent. of the *enrolled* pupils; in Huntingdon, 41 per cent.; in Marmora and Lake, 37 per cent.; in Madoc, 36 per cent.; in Elzevir, 39 per cent.; in the remote townships, 27 per cent.; in the riding 38 per cent. In 1872 the percentage of attendance was 35.

The improvement is gratifying and cheering, but with so great an amount of irregular attendance and absenteeism as will obtain, the educational progress of the country will be much obstructed. The evil exists in every part of the Province. It will always be found, to some extent, so long as the labour of the pupil is valuable at home. Distance from the school, want of means to provide children with proper clothing for the winter season, and the inability of a number of Sections to keep their Schools open during the entire year, are also important causes. But a very considerable amount of the toil is due to the inexperience of the majority of our teachers, to the unintelligent, uninspiring and perfunctory manner in which their duties are performed, and to the amazing indifference of a large number of parents. Irregular attendance entails a loss of School Grants, a waste of the time and energies of teachers and pupils, and a consequent waste of money. Teachers are not paid to instruct 38 per cent. of their pupils, but all. Where this is not done, resources are thrown away.

Time for which Schools were open.—The improvement in this important matter, is exhibited in the following statement:—

	Average for 1875.	Increase over 1874.
Rawdon (including Stirling)	11 months, 3 days.	9 days.
Huntingdon	11 " 8 "	1 month 7 "
Marmora and Lake	10 " 7 "	1 " 11 "
Madoc	10 " 2 "	20 "
Elzevir	10 " 21 "	23 "
Tudor <i>et al</i>	9 " 10 "	2 " 12 "
Dungannon, &c.	8 " 11 "	a decrease.
Carlow & Mayo	9 " 5 "	2 " 7 "
Monteagle &c.	10 " 16 "	2 " 8 "
Wicklow <i>et al</i>	10 " 10 "	2 " 8 "
Northern Townships.....	9 " 29 "	1 " 19 "
Older do	11 " 20 "	26 "
Inspectorate	10 " 10 "	1 " 5 "

In every municipality but one there was an increase.

So marked an improvement was not brought about without much attention and effort on the part of trustees and others concerned.

In all my endeavours to effect this change, I have been seconded in an earnest manner by the local school authorities, with a very few exceptions. The prevailing dull times and the great scarcity of teachers led many to anticipate results of an opposite character.

Teachers' Examinations.—At the annual examination for 1875, there were *two* candidates for Second-class certificates, and forty-nine for Third-class. Of the latter, 13, or 26 per cent. were successful. At the examination for the previous year, less than 6 per cent of the candidates were successful. Though there is yet great necessity for improvement, the change deserves notice. It is attributed, in a great measure, to the increased zeal with which many teachers applied themselves to study, and to the valuable aid and guidance afforded them by the Teachers' Institutes.

While pleased to be able to report progress in this respect, candour compels me to say that a number of our teachers manifest no earnest desire to improve their qualifications. They are apparently resting in the belief that, owing to the scarcity of teachers, they will receive "permits." Without remarking upon the folly of relying upon so slender a support, I am forced to ask, Is a teacher whose ambition soars no higher than a "permit," who has so little spirit as to be content to continue to teach without proper qualifications, and merely on sufferance, the right person to mould the plastic mind of youth?

Better far to close a few Schools for a time than to continue them under such ruinous influences.

By section 112, sub-sec. 26 of the Consolidated School Law of 1874, and the regulations that have been issued under its authority, it is made the duty of Inspectors, in such districts as North Hastings, to hold, at some point in the remote townships, an examination for Special Teachers' Certificates. In compliance with this requirement, an examination for such certificates was held at L'Amable, in Dungannon, and Faraday, on December 21st and 22nd, 1875.

Fully alive to the great difficulties with which trustees in the new districts have to contend in their struggle to provide education for the youth of their sections, and strongly impressed with the folly of attempting to *exact even an ordinary standard of qualification*, and with the disastrous consequences that would accrue from such a course, I took advantage of the latitude allowed by the law, and made the examination very elementary in its character. Notwithstanding this, but a few were successful.

The procuring of teachers for remote Schools is a most difficult task to all concerned. The scarcity of teachers in the front townships makes the difficulty still greater. However, in spite of all this, the Schools in the new townships were in operation, during 1875, for a longer period than in any previous year.

Qualifications, &c., of Teachers.—Eighty Teachers were employed during the year. Their qualifications were as follows:—

Provincial Second-class, 4; Third-class, 36; Old County Board First-class, 4; terim and Special Certificates for remote districts, 36.

Salaries.—The highest salary paid to any male teacher, during the year, was \$515. the lowest, \$192. The average salary paid to male teachers was \$302,15; to female teachers, \$235,19.

Since my first Report there has been an increase in the average salary paid to male teachers of \$11,52.

During the year the average salary paid to female teachers increased \$18,56.

Educated, conscientious, enthusiastic, and *really* successful teachers are inadequately remunerated yet.

Poor teachers are *dear* at any salary, however low.

Maps and Apparatus.—Since March, 1874, *sixty-eight* School-houses, out of a total 75, have been supplied with a sufficient quantity of maps, tablet reading lessons, and numeral frames. In the whole district, comprising 24 townships, in which Schools are located, there were, at the end of the year, no more than *three* School-houses unsupplied with these important aids to instruction.

Township Boards of Trustees.—In my Report for 1874, I gave detailed statistics exhibiting the inequality of the assessed valuations of school sections in the various townships, and the consequently unequal distribution of the burden of School taxation. In the Township of Elzevir, owing to physical causes, this evil exists to a great degree. As a remedy, an attempt was made, in 1875, to establish a Township Board of Trustees for the municipality. Meetings were called in several sections, but the change was defeated by S.S. No. 2, the total assessment of which is little more than \$5,000! No comment in such suicidal folly is needed.

Teachers' Institutes.—Two Institutes have met regularly during the year at Madoc and Stirling. We have, in this way, a meeting of teachers every *three* weeks. A great amount of good has been the result of these Associations. To those teachers who have been regular in attendance, and who have endeavoured by careful attention, and by noting down suggestions and explanations, to profit as much as possible by the proceedings, the benefit has been very marked.

In connection with the Madoc Institute, a library, composed entirely of works on education and cognate subjects, has been established.

As I have already given, in my special Report, full details in regard to the internal working and status of the Schools, it is unnecessary for me now to do so.

I have much pleasure in testifying to the increasing zeal of many of our teachers, and to the readiness and intelligence with which many have responded to every suggestion in regard to improvement.

COUNTY OF HASTINGS—SOUTH.

John Johnston, Esq.—The number of Schools under my jurisdiction is 81. Twenty in Sidney, 3 in Trenton, 18 in Thurlow, 23 in Tyendinaga, 1 in Mill Point, and 19 in Hungerford. Thirteen assistant teachers are employed, making the number of teachers in the Public Schools, not including Belleville, 94. Of the 94 teachers employed in 1875, 1 had a First-class Provincial Certificate, 15, Second-class Provincial, 74, Third-class, and 4 had Special Certificates. Sixty-eight (68) teachers have held their positions for several years, viz.: 8 of the Second-class, and 60 of the Third-class.

The average salary paid male teachers	\$407 50
“ “ “ female “	277 50
The highest salary paid male “	575 00
The lowest “ “ “	300 00
The highest “ “ female “	450 00

	Highest salary,	Lowest salary,	Average salary,
<i>In Sidney:—</i>			
Male teachers.....	\$500 00	\$300 00	\$350 00
Female “			\$300 00
<i>In Thurlow:—</i>			
Male teachers.....	\$500 00	\$300 00	\$400 00
Female “			\$300 00
<i>In Tyendinaga:—</i>			
Male teachers.....	\$500 00	\$300 00	\$420 00
Female “			\$260 00
<i>In Trenton:—</i>			
Male teachers.....	\$500 00		
Female “	\$450 00		\$200 00
<i>In Mill Point:—</i>			
Male teachers.....	\$550 00		
Female “			\$300 00

The amount of money received from tax on property by trustees was, \$24,320,68½, and the total amount received from all sources amounted to \$43,786,37. The amount paid teachers, was \$25,470,06. Before 1875, many of the School-houses had been built, several had been repaired, and all the grounds had been fenced, yet in 1875, the amount paid for building, &c., amounted to \$7,412,25, and \$150,61 were expended by trustees for libraries, making the whole amount expended \$38,393 32.

The number of children between the ages of 5 and 16, as sent in on trustees' supplementary reports was, for Sidney, 1,362; Thurlow, 1,160; Tyendinaga, 1,347; Hungerford, 1,347; Mill Point, 297, and for Trenton, 575, making in all, 6,028 children in South Hastings, which, should they all attend School, would give an average of 64 for each teacher.

The total value of School-house and sites was estimated at \$83,407. Of this amount, Sidney including Trenton, has \$25,416; Thurlow, \$21,369; Tyendinaga including Mill Point, \$26,269, and Hungerford, \$10,226.

The average time the Schools were kept open was 11 months and 15 days.

Of the 81 School-houses 33 are brick, 10 stone, 35 frame, and 3 are built of hewn logs.

Thirty-six (36) new School-houses have been built since 1871, a great many have been repaired, newly seated, and made as good as new. The Schools have been for some time well supplied with maps, tablets, blackboards, object lesson cards, &c.

Six (6) new School-houses will be built this year, 1 splendid brick School-house in S. S. No. 13 Hungerford, 1 brick, in S. S. No. 22 Tyendinaga, and 1 of the same material in S. S. No. 5, Sidney, and the others frame, making 42 new School-houses built in South Hastings, since the introduction of the new School Law, in 1871.

Mill Point.—In 1875 a splendid brick School-house was erected in the Village of Mill Point, at a cost of about \$5,000. It is a fine-looking building, well seated, and quite well

furnished with maps, black-boards, tablets, etc., and built on a splendid site of more than an acre; the ground is well-fenced, and there are good outbuildings and a well. They have now three (3) teachers in the School, and much credit is due to Mr. Aylesworth and the trustees for the efficiency of the School.

Frankford.—In this village, the trustees, seeing the necessity of increased accommodation, built up the walls of their School-house one storey, so that now they have two splendid rooms, one for the junior department, and the upper room for the senior pupils.

Trenton.—In this prosperous village there are three (3) School-houses, with seven (7) teachers. One of these is a separate School, with two teachers, and they will very soon have a new School-house. The other Schools of Trenton have done well of late, and I never found them in such a high state of efficiency as they were in at my last visit. The trustees now take great interest in their Schools, and have secured a very efficient staff of teachers who are earnest and energetic, and are doing their work well. They have one very fine brick building, erected at a cost of \$8,400.

Town of Belleville.—In the Town of Belleville there are five good brick School-houses, with eighteen teachers. The Union School is a very fine building, with seven class-rooms and a large assembly room, the upper part being used for the High School. The School is thoroughly graded, and the teaching is of the most thorough character. The head teachers of two of the Schools prepare the pupils in the subjects of the fourth class, and for entrance into the High School. The lady teachers are earnest and energetic, and do their work well. The other Schools are all graded, and the teachers are teaching according to the improved method.

The Schools are well supplied with maps, globes, tablets, and object-lesson cards. The trustees during the past few years have spent a good deal of money in making repairs, in erecting proper outbuildings, and in supplying the Schools with all necessary apparatus.

The trustees will employ only the best teachers. They pay them well, and in consequence the progress made by the pupils, and the thorough teaching, have caused the trustees and people to appreciate their Schools very much. The trustees give every encouragement to scholars and teachers by frequently visiting the Schools and attending the public examinations.

There are six male teachers whose salaries range from \$750 to \$650, with the exception of one assistant who gets \$300. There are twelve lady teachers, and the highest salary paid is \$450, and the lowest \$300.

One of the head-teachers has a First-class Provincial Certificate, Grade A, three have Second-class Provincial Certificates, and two have Third-class. Four of the female teachers have Normal Certificates, and one of the four has a high grade of First-class from the High School. The others have Third-class under the new law.

I feel very much gratified with the progress made by the Schools during the past few years, and too much credit cannot be given to the trustees for doing all in their power to make them thoroughly efficient.

Religious Instruction.—The Schools are opened by reading a portion of Scripture and by prayer, and the Ten Commandments are taught in nearly all of them.

Libraries.—A good many libraries have been got up to the present time, and it is expected that a library will be in each section by the end of the year. The books sent from the Department are of the right kind, and are thought a good deal of by both parents and children.

One of the compulsory clauses of the School Law that has not, as yet, been rigidly enforced, is that a well must be dug in each School-house ground. A few Schools have wells, but not many. This matter will have to be urged upon trustees now, and it is hoped that this fall each School-house will have a well.

Irregular attendance is a great drawback to Schools, but trustees are generally doing all they can to induce scholars to come regularly, by taking a correct census at the end of the year, and notifying those whose children do not attend regularly the four months at least. Teachers have done much to secure more regular attendance by teaching well and thoroughly, by making the school a pleasant place, and by having at least three (3) public examinations during the year, for when people attend these honest examinations, and see that their children have been well taught, and that they know what they have gone over, they take a great interest in the Schools and induce others to attend and to visit them.

Teachers have been advised in all cases to visit parents and ask their support, and when this has been done by earnest teachers it has done much good.

Everything has been done during the past five years to make the Schools thoroughly efficient. Our Institute, which meets the third Saturday in every month, has done a good work, and has been the means of enabling our teachers to teach according to the improved method. Many of our best teachers have taken subjects, and have done all in their power to help the young and inexperienced. It has been very well attended, and very much appreciated by the earnest and energetic teachers. Professors Bell and Dawson have assisted us very much during the year; but as many of the teachers of Hungerford and Tyendinaga could not attend on account of the distance, I have held Institutes at Melrose and Thomasburg. The holding of these Institutes has done much in raising the standard of teaching in those townships. I have spent a good deal of time in showing the young and inexperienced the best method of teaching and conducting their Schools, but it has been time well and profitably spent. The teachers teach much better, as they carry out in their Schools the methods advocated.

It was very discouraging to me for a year or two at first, but now, when I look back and see the great advancement the majority, at least, of our Schools in South Hastings has made during the past three years, the uniformity in teaching all the school subjects, and the thorough teaching that is being done, I feel that I have been rewarded for the time spent in getting our teachers to teach with energy, and to conduct their schools in the most approved manner, for the teacher makes the school—as the teacher so will the school be, and the better he understands all about teaching, the better will he teach, and so all are benefited, both scholars and parents.

I am sorry that some teachers are so careless and indifferent about attending and improving themselves, for unless teachers take an interest in their profession, and do everything possible to make themselves good teachers, they cannot expect to be appreciated by trustees and people, particularly now when all know the value of good teaching. Trustees are always willing to pay a good teacher fair remuneration, provided the school is well taught. They are always ready to pay good salaries if teachers will only teach with a determination to make the scholars thorough, and show that they are alive to the importance of doing good work. The people of South Hastings are thoroughly alive to the importance of good Schools. They use good teachers well, and pay them good salaries. Teachers have four days in each year to visit Schools, and they have been advised to take them, and spend the time in the good schools recommended. The good Schools in each township have done much to improve the profession of teaching in South Hastings. These Schools have sent out good teachers, as they see every day how all the school subjects should be taught, and they carry out in their own Schools the methods of teaching used by the teacher of the School. We had from these rural Schools no less than 26 young men and women who obtained certificates last July, and are now teaching and doing well. They not only got certificates, but many of them stood at the head of the list, showing quite a contrast to what took place after 1871, when nearly all the teachers failed at more than one examination, and had to get Permits; but during the past three years many scholars from the Public Schools have got Third-class Certificates, and they make the best teachers we can get.

We have a good Teachers' Library, containing more than 150 volumes, and it is much appreciated by the teachers.

The granting of Permits gives a great deal of annoyance sometimes to the Inspector. Candidates who fail at the examination expect that they have nothing to do but ask for a Permit, and it must be given. When it was thought advisable to grant special Certificates it was done with caution, and only for special Schools, and they are never given unless on the written request of the Trustees. When scholars from the Public Schools can get good Third-class Certificates, and stand at the head of the list, it ought to be a shame for a teacher having taught some years to ask for a Permit.

Over two hundred visits were made to Schools last year, not including Belleville, many lectures given, and everything was done to raise the standard of education in each section; and I have to thank the people of South Hastings for the kindness shown me, and for the increased interest they have taken in the welfare of the Public Schools; and I hope that by increased energy on my part, if possible, and on the part of the teachers, a

good deal will be done to increase the efficiency of the Schools of both South Hastings and Belleville during 1876.

COUNTY OF DURHAM.

John J. Tilley, Esq.—Good work has been done in our Schools during the year. The programme is, with slight exceptions, carefully observed, and regularity and system in the classification of pupils and in work done, are the results. All the Schools were kept open the whole year, and only one special Certificate, for six months, was granted. It affords me much pleasure to be able to say that arithmetic is taught in a very intelligent manner. Teachers do not think of confining their work to a text-book, but are developing independent thought and self-reliance. The examination questions for admission to High Schools are eagerly sought after by teachers, and in fixing a certain standard for their pupils they exercise considerable influence upon our Public Schools. Grammar and composition in the lower classes are invariably taught together by blackboard exercises—text-books being seldom used below the fourth class. Pupils are thus taught by direct application the practical use of what they learn. I am satisfied with the work done in these subjects. The results in spelling are also quite satisfactory. All classes from the Second Reader upwards are taught by dictation. Junior classes are also required to write a portion of their reading lessons each day, by which the spelling is much improved, and a freedom in writing acquired. All our teachers give much attention to the definitions of words. Reading is well taught in a few Schools, fairly in some, and poorly in many. Too many teachers have not learned that *hearing* reading is not *teaching* it, and that to have good reading something more is necessary besides pronouncing an occasional word and saying “next.” A report that does not complain of irregular attendance can scarcely be considered orthodox. I fear many teachers do not realize how much the regularity or irregularity of attendance lies within their own control. I usually find the best teachers complain the least of this wide-spread evil. To teach those pupils that are sent, or may come to school, may fulfil the letter of the law; but the teacher whose interest in the welfare of his pupils is not strong enough to cause him, if need be, to go out through his section and do a little missionary work, is not fulfilling the spirit. The attendance is very much regulated by the influence the teacher exerts both in and out of school. When I visit a School taught by an energetic teacher, with a thorough system of marking and reporting to parents, I usually find the irregularity much reduced. Heretofore the clause relating to compulsory attendance has had but little effect; but the supplementary report issued by the Department this year, which requires trustees to give the names of all children between seven and twelve years of age that have not attended four months in the year, has brought the matter very forcibly under the notice of trustees; and from my intercourse with many, I have no doubt this subject will receive more attention next year than it has ever received before. The year has witnessed the usual influx of inexperienced Third-class teachers, who greatly outnumber all others. While the lowest grade of certificate is as easily obtained as it is at present, large numbers of young persons will obtain it, not through any particular effort on their part or desire to teach, but through their ordinary work in High Schools, or Superior Public Schools, having been induced to attend the examination in many cases for the credit of the School. When licensed, they are ambitious to teach, but experience proves that at least two out of three will not be found teaching after their three years of probation have expired. The consequence is that many of our Schools are but experimenting rooms for an almost perpetual apprenticeship. I believe the time has come when every person licensed to take charge of a School should be able to teach, to some extent, all the subjects in the programme. The reason why so many Third-class teachers fail to enter the Second class, and so many Schools are consequently obliged to change teachers, is, that having received no insight into the extra subjects for Second-class Certificates, being removed from assistance, and thinking the difficulties greater than they really are, they believe themselves unable to pass over the gulf. If no more Third-class Certificates were granted, and a lower grade made in the Second class, for which, say one-third of the marks shall be obtained, it would, in my opinion, be a great step in advance. To prevent any undue scarcity of teachers, the Third-class Certificates now in existence could be made valid for some definite time. Competitive examinations were held in five townships during the year, and, con-

sidering that these were our first, the attendance was good and the results satisfactory. Prizes of the value of nearly \$400 were distributed. I believe these examinations have done a great deal of good in infusing new life into teachers and pupils, and by developing a healthy spirit of emulation. I look for increased interest in those to be held in 1876. I think it would be well if something corresponding to the competitive examinations that have been held in a few counties were established on some uniform basis for the Province—an examination in connection with our Public Schools that shall bear some relation to the “intermediate” for High Schools. A uniform programme for all schools has undoubtedly done much to regulate the work, but bringing the schools into direct competition with one another by uniform written competitive examinations, would be a mighty lever to *raise* the work. Our teachers’ associations are in a flourishing condition, and a professional library in connection with the one for East Durham was established last June. Many of our teachers are working hard, striving to take a higher stand in their profession, and at the last examination we were enabled to grant ten Second-class Certificates—double the number ever given before at one time. Yet nearly three times as many were given in the Third class. 112 teachers were employed during the year, of whom 29 had attended the Normal School.

Certificates held are as follows:—

Provincial—1st Class, 5; 2nd Class, 38. New Co. Board—3rd Class, 65; Old Co. Board—1st Class, 1; 2nd Class, 3.

The average salaries paid in the different Townships and in the County, were:—

	Darlington.	Clarke.	Hope.	Cartwright.	Manvers.	Cavan.	S. Monaghan.
Males.....	\$402	\$391	\$397	\$332	\$417	\$400	\$390
Females.....	229	246	260	None.	280	264	327

For the County—Males, \$390; Females, 268.

It is worthy of honourable mention that Manvers, the poorest township in the County, stands first in salaries to male teachers, and second to females.

Highest salary paid to any male teacher, \$550 (S. S. No. 11, Cavan); to any female, \$460 (S. S. No. 1, South Monaghan).

While in many cases the salaries are much too small, there is reason to feel encouraged when we compare the present salaries with those of former years. I have not the figures by me, but I have no doubt a majority of our Schools would show an increase of twenty-five per cent. in four years, and some would go beyond this. It is worthy of note that the present depression of business has not affected teachers’ salaries.

School Accommodation.—Nearly all the old School-houses of former years have been replaced by new ones since the introduction of the law of 1871. There remain but seven structures that should give place to others without delay. Three sections at least will build next year, and two will provide accommodation for an assistant teacher. Six rooms were re-seated with improved desks on iron stands, nineteen play-grounds were enlarged and fenced, and ten were fenced. There remain twelve to be fenced, and eleven to be enlarged. Before forwarding cheques for municipal grants, I wrote to every section that had not complied with the law, and have received assurance in writing in all cases, except four, that the grounds will be enlarged and fenced in the spring. I think, therefore, it may safely be concluded that before the end of another year every section in the County will have complied with the regulations relating to play-grounds. For providing fencing and supplying play-grounds, \$2,500 were expended during the year.

There are 101 School-houses in the county, Brick 58; Stone 1; Concrete 1; Frame 39; Log 2.

Libraries.—But little was done during the year in supplying libraries. There are 39 in the County, divided as follows:—

Darlington, 3,228 volumes; Clarke, 9,848 volumes; Hope, 8,408 volumes; Cartwright, 3,234 volumes; Manvers, 6,285 volumes; Cavan, 6,361 volumes; South Monaghan 4,250 volumes.

School Requirements.—All our Schools are furnished with blackboards and maps. Globes are found in 65 Schools, tablet object lessons in 80, and 35 report apparatus used, though in many cases I know the supply is quite limited. I am happy to say the supply

of maps is very creditable indeed. The whole number reported is 828, which gives an average of over 8 to every School in the County. For maps and prizes the sum of \$402.21, was expended during the year. The total value of School Property in the County is as follows:—

	School-house & site.	Furniture.	Apparatus.	Libraries.	Total.
Darlington.....	\$17,560	\$1,937	\$551	\$166	\$20,214
Clarke with Newcastle.	21,120	1,613	654	484	23,871
Hope	12,673	1,304	384	159	14,520
Cartwright.....	6,979	555	279	175	7,988
Manvers.....	9,040	1,115	410	122	10,690
Cavan.....	11,550	1,115	394	170	13,229
South Monaghan	4,220	344	114	80	4,758
Total	\$83,142	\$7,983	\$2,786	\$1,359	\$95,270

TOWN OF PORT HOPE.

The High and Public Schools were separated three years ago. Previous to the separation the Schools consisted of a Central School, which was also a Union School, under the supervision of a head master and three primaries, or Ward Schools, which were in a great measure distinct Schools, and were not graded with the Union School. At that time the work did not go beyond the fourth class, or, so far as to enable pupils to pass the examination required for admission to High Schools. After the separation, all the Schools were re-organized and graded, from the lowest division in the primaries to the highest in the central, and placed under the direction of the head master. The pupils, though classified nominally according to the programme, were considerably below the prescribed standard, and for the first year and a half the promotions were few, and were made only when required to relieve the lower divisions. During this time but few pupils went up for promotion to the High Schools. The trustees were determined to bring the schools up to the standard, and to furnish facilities for supplying a full Public School course. New life was infused into the work, a deeper interest was taken, and trustees, teachers, and people worked together to build up an efficient first-class School. Their efforts have been eminently successful. Before the separation ten teachers were employed. At present the number is sixteen, and more are required. The work has risen from the fourth class to an advanced fourth and fifth and a sixth class. The grading is now considerably higher than ever before, as for example, the work now done by the fourth class boys is the same as that done two and a half years ago in the division two grades higher. Some pupils have taken teachers' certificates, and at the half yearly examinations for admission to High Schools, the candidates are very successful. At the last examination the average made in arithmetic by the pupils from the fourth class was over 66 per cent., and by those from the fifth class 62 per cent. Promotions are made twice a year, and are determined in all classes above the first, by written examinations. The hours of teaching were recently reduced to 4½ hours—from 9.30 a.m. to 12, and from 1.30 to 3.30 p.m., without recess.

Attendance.—The number of names registered during 1875 was 1,347; boys 661, girls 676; under five years of age, two; between five and ten, 765; between 10 and 16 years, 557, and over 16 years 23. Of the pupils attending, 82 attended less than 20 days; 180 between 20 and 50 days; 285 between 50 and 100 days; 321 between 100 and 150 days; and 479 between 150 days and the whole year. The daily average attendance for the first half year was 778, and for the second 775, which gives a percentage of 57.6 for the year, or in other words, 58 pupils out of every 100 on the register attended every day in the year. A better idea of the attendance is obtained when I say that the average monthly attendance was 80 per cent. of the monthly registered numbers. In the Central School, commencing with the third class, the average rarely falls below 90 per cent. This is certainly very satisfactory, but as much cannot be said of the primaries, for the great majority of the children in these Schools being young, the attendance is less regular. When a child has been absent one day, the rule is to send a note to the parent, asking him to send the child back, or give a reason for his absence, and each teacher is expected to employ the time from 3.30 till 4 P.M. in looking after any cases of continued absence.

Compulsory Attendance.

While Port Hope compares very favourably with other towns in regard to the number of children of school age not attending any School, yet there are cases in which the clauses of the Compulsory School Act, if rigidly carried out, would do much good in not allowing the culpable negligence of parents to deprive their children of the inestimable boon of, at least, the rudiments of a Public School Education, and in requiring that absence beyond a certain time, when not satisfactorily accounted for, shall deprive the pupil of the right to attend until application be made to the proper authorities for permission to return.

Average attendance per class—I place before you, in tabular form, the average length of time that pupils remain in each class. The ordinary length of time allotted to each class in the Central School is one year—the first half in the junior division and the second in the senior, except in the junior room in which the pupils entered in the first book are expected to remain until they have completed the work for promotion to the II. class, in order that the grading may be complete. In the primaries, one year in the junior rooms and one and a half in the senior rooms has been the usual time. I do not give the figures for the West Primary or for the junior room in the Central School, on account of the loss of an old register in each, but the average for the corresponding classes in the other primaries will give a sufficiently accurate idea of the attendance in these divisions. In the VI. class the pupils remain as long as they wish. Almost all in this class have passed the entrance examination to the High School, some, six months and some, one year ago. In the II. class, Central School, many of the pupils entered in the first book, and remained until they had completed the first half of the 3rd book. This will not occur again as in future all pupils must be ready to enter the 3rd book before being permitted to enter this division.

SCHOOL	CLASS.	Average attendance of pupils who left or were promoted during year 1875.	Average attendance of pupils remaining in Class, 21st Dec., 1875.	Greatest number of days attended by any pupil in Class, 21st Dec., 1875.	Least number of days spent in Class by any pupil regularly promoted to, and from, that Class.
Central ...	6th	115½ days.	170 days.	196	79
	5th	84½	160 $\frac{8}{11}$	270	69
	4th Advanced.	125 $\frac{10}{18}$	100 $\frac{6}{12}$	265	41
	4th Boys	143 $\frac{1}{5}$	127 $\frac{25}{88}$	324	77
	4th Girls	86½	125 $\frac{5}{19}$	195	72
	3rd Boys	181 $\frac{5}{19}$	168 $\frac{17}{88}$	336	79
	3rd Girls	128 $\frac{26}{19}$	108 $\frac{8}{88}$	289	64
2nd "	238 $\frac{16}{88}$	193 $\frac{5}{7}$	392	20	
Central ...	2nd	130	161 $\frac{65}{71}$	424	53
Primary ...	1st	116 $\frac{25}{14}$	202 $\frac{49}{128}$	608	41
West	2nd	425 $\frac{11}{19}$	264 $\frac{8}{88}$	719	83
Primary ...	1st	361½	165 $\frac{87}{94}$	711	64

Ages.—The average ages of pupils in the several classes in the Central School were senior first $6\frac{5}{7}$ years; second $10\frac{4}{71}$; third boys $11\frac{19}{22}$; third girls $11\frac{45}{99}$; fourth boys $13\frac{8}{44}$; fourth girls $12\frac{97}{87}$; fourth advanced 13; fifth 14; sixth $15\frac{1}{2}$.

Classes.—The numbers in the different classes were part I, 281; part II, 171; second book 289; II. class 241; III. class 128; IV. 112; IV. advanced 50; V. 35 and VI. 40. In June last 21 pupils tried the entrance examination to the High School and all succeeded. In December 28 tried and 25 passed. Of these all who went from the VI. class were found ready to enter the second form of High School work.

Teachers.—Sixteen teachers are employed and of these 15 have regular classes: the time of the other is taken up in teaching, writing, book-keeping and drawing. There was, taking total numbers registered during the year, an average of 90 pupils to each teacher, and taking the average attendance for the year 51 pupils to each class. In the Primaries especially the over crowding is most felt. When we consider what the trustees have done in three years to increase their School accommodation and staff of teachers, we must certainly award them a great deal of credit, but additional accommodation must be provided before long.

Expenditure.—The expenditure for teachers' salaries was \$5,835, and the total expenditure \$8,367.04. The cost per pupil estimated on the number on the roll and amount paid teachers, was \$4.33, on the average attendance and amount paid teachers, \$7.50. Whole number and total expenditure \$6.21. Average attendance and total expenditure \$10.76.

Library.—When the Schools were separated, the library was divided and 350 volumes were given to the Public Schools. This number has not been increased as yet, but it is expected that an addition will soon be made to it, in order that the library may keep pace with the constant growth of the School. The books are eagerly sought after by the pupils, and the influence for good, with the love of reading, engendered and fostered by these books, can scarcely be estimated. The Schools are under the efficient management of Mr. D. J. Goggin, Head-Master, and a very competent staff of assistants. Excellent discipline is maintained throughout, the rooms are comfortable and well kept, and altogether the Schools are in a healthy, progressive condition, and are a credit to the town.

COUNTY OF HALIBURTON.

Rev. Frederick Burt.—In August last, I had the honour of making a twelve-month's report to the Warden and Councillors of the County, in Council assembled, which they were pleased to receive with warmth of satisfaction, and through the Warden, complimented me upon both my work and the report thereon. The County Council have given me their support in carrying out the work of the Education Department, although through the great demands for public improvements in the form of roads, bridges, buildings, and offices, upon the revenue of our youthful County, they have been unable to grant me a trial of any of the suggestions contained in my report, looking, of course, education-wards. For the purposes of education, the amount expended by the County Council was \$1,230 in 1875, and about \$1,000 in 1874, showing a small increase which probably cannot be any farther augmented in 1876, for the sole cause, that, our County is but starting in life, and had to incur debts in commencing that start. In this connection let me mention the great value of the Poor School Fund to the various School Sections of the County—how helpful is the aid from that Fund—how encouraging to the anxious trustees—how opportune to the teacher—yes, pleasing to the benevolent Inspector, and then that glorious end always to be kept in mind—how it forwards the *education of the children* of each and every Section! School Sections will exist in this country for some time, that must grapple with poverty, sparseness of population, removals, poor crops, heavy County rates, high School rates, and many other hinderances to comfort and progress, both intellectual and corporal, incident to pioneer life in rough townships. I also take as a proof of my last statement, that two-thirds of the School-houses of the County are either bordered on three sides out of four, or are within a stone's-throw of the standing forest. I therefore record with gratitude the liberal grants of the Education Office to the Schools of Haliburton County, and assure the Department of the thanks of the several Boards of Trustees for the same liberality; and thus several Schools were kept open *nine* instead of *six* months, and in two cases, a whole year. This feature it would be well to remember and insist upon in the future.

School-Houses.—In January last, Minden Village people had the pleasure of seeing

their children enter upon the occupation of a very good School-house. It is built on rising ground, and has a good play-ground and other marks of civilization, that the Department is endeavouring to furnish the rising generation with, so that morality may not suffer by the congregating of numbers of different sexes. This School-house cost \$1,600.

Haliburton Village can also boast of a good School-house, fenced, and provided with proper accommodations within and without. It is of recent date.

In the Township of Dysart are to be found the best rural School-houses, frame structures, but some of these are not furnished with the necessary accommodations without. Stanhope has only one neat frame house, but this stands in a field, unfenced, save by the common field fence. Minden township has two very neat little frame School-houses, probably the only ones of recent erection, so that if frame structures are to be taken as proof of improvement, we must wait until the log houses have become untenable. But in new and remote Sections in all our townships the people are grateful for even the rude log School-house, serving as it does for Church and School. In Lutterworth and Anson three Sections are impatient for School privileges, and these are upon the newly opened Cameron road. On the Monck road, as it runs athwart the Township of Glamorgan two localities in mid forest are struggling into life, and in one of these a very fair cottage has been rented rather than delay educational blessings. The School-house hard by is in process of construction. On a temporary road, but close by a future road-site, in another direction, a School was opened on the 1st of February, 1876, where the people have struggled for nearly four years against bush-fires and other obstacles incident to new townships, so that the old year may lay claim to this item of progress, for all was ready ere it closed, for operation. The Inspector happened to be in the locality the first day of School, and it was so exhilarating to see the children, books in hand, encased in a variety of home-made garments, and the well-known luncheon-bag exhibiting as great a variety, but all clustering round the temporary lodging of the teacher at quite an early hour to accompany him to School—it seemed an epoch in their lives!

In Cardiff are two struggling Sections in operation, and one just coming into working order. In Moumouth, is a locality that is 8 miles distant from the School-house in Cardiff but the New Year will remedy this seeming hardship, it is hoped.

The remote Township of Harcourt has a School, but it is so isolated, that until more land is located, and the School better attended, *dullness* must rule. Probably a year or so may tell upon this Section. The School-house is neat, fairly furnished, in a clean locality, but there is no busy hum of human voices that denotes mental expansion in the teacher's workshop as being accomplished. The homes of the scholars are quite distant from the School both East and West, which is a wonderful hinderance, and exerts a telling power in new townships, for it fosters fears in the minds of mothers, and of course is a direct obstruction so often in the rainy and thawing seasons, and well nigh ruins the work of a *six-months* School.

In connection with these remarks upon School-houses, it must not be omitted in the annual record, that there has been a marked improvement in Sections, having only a lone School-house, in the out-houses erected, both for the demands of common decency and tidiness. The bare fact of having to answer the formal question, No. 122, carries quite an influence with it, as does the Annual Return generally.

School Teachers.—In this small County, where wealth is the exception, where are only two small Villages, where the County Town is but a mere village of fifty houses (though its people are really alive to, and transact quite an amount of business), the rural Sections predominate, and they, with scarce an exception, are beset with common difficulties in the form of distance of homes from the School, long walks for teachers to and from School, indifferent boarding places, small salaries and high rates at the same time, and six-month Schools—all these militate against the improvement of our staff of teachers. Then, in addition to these is another great obstacle, our little County cannot educate its own teachers, its people cannot afford to send their youths to a Training College, for they can not even keep them at the Public Schools as long as is proper and just. Indeed it will be quite a *fight* to obtain for the very children of 7 to 12 years the boon of *four months* Schooling which the Education Department has secured for them as a right, as Canadian

The twenty-four teachers of the past year may be classed as 5 Good, 13 Fair, Moderate; and comprised 7 males and 17 females. With regard to their license to teach

they stood thus : Old County Board 5, New County Board 8, Provincial Second Class 2, and Special and Permits 9.

Allow me to quote from my report to the County Council to show the great need of help to impart the *Art of Teaching* : "Want of education and training in the Art of Teaching in the persons of our teachers, is a mighty foe to right progress ; this may be partially remedied if our County Council could see the way clear to attach two or three Scholarships to the two leading Schools of the County, viz. : Minden Village, and Haliburton. Let these Scholarships be given to four or six young persons of the full age of sixteen years, who will bind themselves to teach in the County for three or four years, thus these prospective teachers could attend School six or nine months to great advantage, be fitted to pass the Board of Examiners, and the County be furnished with better teachers, and the 'Permit' teachers wholly set aside."

Another plan would be—Send three persons to Toronto Normal School, per year, for two years, with the same stipulation, and thus the same end would be gained, but not so quickly.

There is no hope for the rising generation until a training for Third-class teachers is provided. The Third-class teacher is a necessity, and will be, in this County for years to come, from the very nature of the localities in which our Schools are situate. *Will the Department devise some means to compass this clamorous difficulty and need?*

The Programme.—The printed programme of the Department is affixed to the walls of most Schools, and I can record that as a rule the teachers do their utmost to carry it out ; but irregular attendance, change of teachers, and other obstacles often render the observance a task.

"Object Lessons" have not improved since 1871, when I retired from office through the New Law, appointing Inspectors in lieu of the former Superintendents. I feel that this pleasing kind of education cannot be fully fallen in with, or enjoyed, by our teachers till they are better taught and trained themselves.

"Composition" the sister lesson or mode to the last named, is tried in all Schools, and quite a marked progress can be reported. The Schools stand thus—Excellent 1, Good 28, Middling 14 classes.

"Grammar" is not well taught, except in 4 Schools. "Reading" as a matter of course, stands nearer the mark fixed. "Writing" is not so good as Reading, it may be termed as in the "Programme" *readily* but not *well*. I found 7 classes up to "excellent," 38 good, 39 middling, and 1 bad. In "Geography," through the lack of proper education of the teacher, there is a great want. Too much use of and reliance on the text-books exist, and too little use of the beautiful Maps, for hanging upon the walls, provided for our Schools, at so cheap a rate by the Department. A great amount of diffidence in our teachers in the use of large Maps, which is hurtful to the pupils, must be dissipated ere Geography be taught aright. Some teachers actually keep rolled up, from lesson to lesson, these noble Maps that ought to be resorted to in Reading lessons, and ever and anon by the pupil as he pleases, that the contour of each chief feature may be fixed in the mind.

The next Annual Reports will test the new provisions for compulsory attendance, for quite a stir amongst trustees has already exhibited itself, and after next 1st September, defaulting parents may be considered contumacious.

I have been able to make the required number of visits, and more, to all the Schools, except in two cases, where the teacher was absent without the proper leave in the one—and the School abruptly closed in another case, in the midst of a term ! Many occasions for informal addresses occurred at visits, at quarterly examinations, at public meetings of ratepayers.

May another year witness increased zeal on the part of trustees, teachers, and parents, in nursing the *nine hundred* precious children of our young County, so that the noble efforts of the Education Office may meet a fit response.

COUNTY OF ONTARIO.

James McBrien, Esq.—It pleases me to be able to state the work of improvement is gradually progressing.

I have a greater number of efficient schools now than in 1874. Parrotage, blind and

feble, is fast passing into the dark shades of oblivion and extinction. The intellectual system is winning its widening way to universal sovereignty. The intelligence of the pupils is made to pass through the judgment into the memory; hence their acquisitions are substantial and enduring. The fine gold may grow dim, but it is ever easily hurnished.

The methods of instruction are such, in general, as to ensure the attention of the whole class, instead of a few as formerly; therefore, the invaluable habit of concentrating the mind to reason connectedly is formed, and the giant evil of inattention is abolished. Aberration of mind is a natural consequence of the fall of man from the glory and perfection of God, and clearly indicates the necessity of education for man. Hence, the great work of the intellectual educator is to destroy this fly-about disposition.

Certificates.—There are 144 certified teachers in this county: six first-class Pro.; thirty-two second-class Pro.; thirteen Old County Board; eighty-seven third-class New County Board; and six interim certificates.

The number of third-class teachers is rapidly increasing. After the examination in July, there was a rushing, sweeping freshet of them. I feel that the highest interests of Public School education are likely to be submerged, unless a higher standard is raised to roll back the torrent.

Change of Teachers.—The frequent change of teachers is a formidable evil. It is said that the natives of certain islands in the South Sea pull up their grain to look at the roots, to see if it is growing. Even so, before the teacher has time to develop and mature his principles, he is often removed. If the tree has been planted long enough and bears no fruit, cut it down or dig it up.

Entrance Examination to the Schools.—The questions got up by the Education Department have a talismanic influence. Candidates trained according to the rote system—that is to say, not trained at all, cannot succeed with these questions. Therefore teachers are driven more and more to the intellectual system. This is a boon of momentous importance to all concerned; to the Head Master, as it saves him from a vast amount of drudgery to the pupil himself, because as he is prepared to do his work with the understanding and consequent pleasure; hence he is attracted onward and upward from one degree of excellence to another, until he is constrained to exclaim Excelsior! Excelsior!

COUNTY OF YORK, NORTH.

David Fotheringham, Esq.—To make the past and present condition of the Schools as clear as possible, the following statistics are thrown into Tabulated form:

	1871.	1875
The population of the Division (5—16).....	8,321	7,970
The average attendance	3,120	3,400
The percentage attendance	37 $\frac{1}{4}$	42 $\frac{3}{4}$
School Districts or Corporations	71	77
School-houses, brick	14	21
“ frame	53	56
“ log.....	4	1
“ total	71	78
“ Adequate	31	67
“ Accommodation	6,468	10,241
“ and site—value.....	\$71,000	\$104,000
“ built brick.....	—	7
“ “ frame.....	—	30
“ enlarged.....	—	11
“ Building and sites.....	—	\$50,000
“ Sites adequate.....	31	72
Teachers employed.....	79	93
“ salary—average males.....	\$361 33	\$463
“ “ “ females.....	\$243 25	\$252
Certificates, Provincial	20	27

Teachers Certificates, Old Country Board.....	42	15
“ “ New “	21	47
“ “ Temporary	2	4
Public School Libraries (1872).....	36	32
“ “ vols.....	6,622	6,003
“ “ “ used.....	3,183	1,646
Schools examined—record good.....	7	33
“ “ fair.....	27	34
“ “ poor.....	40	9
Pupils present and examined—1st visit.....	3,258	3,516
“ “ 2nd visit.....	2,768	2,951

From this comparative statement it is evident that the Act of 1871, has done a good work. School accommodation has been nearly doubled in quantity, and greatly improved in quality. And, it is to be noted that while the absolute increase of houses is only 7, 37 have been erected—all of a class superior to those they have replaced; also, that \$50,000 have been expended in the improvement of houses and sites, so that the estimated value has risen from \$71,000 to \$104,000. This liberal expenditure on houses did not interfere with liberality in the improvement of sites, wells, sheds, maps, &c. Nearly all the Schools are now supplied with these necessaries.

And in addition the remuneration of teachers has been making creditable improvement. The average, three years ago, to male teachers was \$40 less than now, and to female teachers, about \$9 less. This increase in salary, so reasonable in itself, is bearing fruits in improved methods of teaching, and also in the class of certificates. In proof of this it is seen that the number of Schools securing a *good* record has increased by 400 per cent., and those getting a *poor* record are not one-fourth of the number in that class, of three years ago—this too, when the examinations have been purposely more rigid.

In further proof of the efficiency of the teachers now employed, as of the advantages of improved accommodation, the average attendance of pupils has arisen from 37 $\frac{1}{4}$ per cent. to 42 $\frac{3}{4}$ per cent. of the School population.

Only in the Department of Public Schools Libraries has there been an apparent retrograde movement. This is to be explained at least in part by the fact, that trustees having responded on the whole so liberally to the requirements of the new law, in regard to accommodation and apparatus, it was felt to be reasonable that they should not be forced to keep up or increase the efficiency of their libraries till their special and heavy outlay should be lightened.

On the whole, it is evident that gratifying progress has been made during the four years just closed—progress, in the quantity and in the quality of accommodation, of School-house furniture and appliances; progress in appreciation, remuneration and efficiency of teachers; progress in regularity and work among those attending school; and progress in liberality and activity among trustees and parents.

On the other hand, progress is greatly needed in regularity of pupils, efficiency of teachers and management of Schools.

The Schools are suffering incalculable loss from three evils, the greatest of which is irregularity; next to irregularity in pupils, is inefficiency in teachers, from lack of training and experience; following that comes inefficiency in the management of Schools.

So general and so serious is the irregularity of children who profess to be in attendance, that the efforts of the most energetic and thorough Teacher are all but paralyzed. Imagine a child attending two days, and absent three days a week, making progress; yet that is about the average attendance in this section of the county, and if I mistake not, in this Province. Out of 9,021 entered on our registers, 320 (!) attended nearly full time; 1,580 were absent from 20 to 70 days; nearly 2,000 were absent from 70 to 120 days; 2,300 from 120 to 170 days; nearly 2,000 more, from 170 to 200 days; and over 800, over 200 days; while over 300 did not enter at all. The ordinary expenditure on Schools is \$50,000 per annum. It is within reason to say that half that amount is wasted, through this great evil.

While teachers deserve great credit for struggling heroically against this fearful odds, and for having secured creditable improvement in the record of their Schools, it is a great loss to the county that nearly half those in charge of its education are young persons without training or experience, following, of course, their best judgment, and the best examples in

their recollection, but after all, undertaking the moulding of intellect and character while their own have been the sport of circumstances which usually give them no special fitness for so vastly responsible an undertaking. And this evil is aggravated by the annual change made of Teachers in about 40 per cent. of the Schools.

To the credit of trustees it may be truthfully said, the past four years have been characterized by decided increase of liberality and exertion on behalf of the schools, and that in the face of decided opposition of persons either not appreciating education, or over economical in regard to its support. Yet, in too many instances, the efficiency of a school is lost sight of in securing an economical one. Too often a good teacher is allowed to leave because another can be employed for a less salary. Too often uncomfortable desks and seats, old and unreliable maps, have to do duty to prevent outlay on new ones, modern and more suitable. Too often, to save a few dollars to a section worth, it may be, \$100,000. The floors will be washed once or twice a year, and the sweeping and dusting put into the hands of one apparently quite ignorant of the end of these operations. Quite too often, in regard to frequency, the visits of trustees are like those of angels, but the reverse in regard to utility as with truth, they have to confess that their early opportunities did not give them the ability to judge of the merit of the work done. Too often, parents are so engrossed with ordinary responsibilities that their extraordinary one of encouraging and making sure a thorough education to every child, is entirely or almost entirely delegated to some young man or woman to whom they never spoke, and of whom they know comparatively nothing. And, too often, Inspectors have to go through a treadmill course to overtake the mere routine duties of a district, the size of which was decided by the maximum the law allowed to one man, rather than by the reasonable limits of efficiency in the discharge of his profession. Too often, the thorough-going teacher, trustee or Inspector is subjected to treatment the reverse of strengthening to his sense of justice in, and of obligation to, those he serves.

To remove the serious evils now complained of, there should in the first place be provided ample, accessible, comfortable, and attractive accommodation. To secure this, arbitrary division into sections should be abolished; taxation should be equalized, and houses placed in every centre of population. Competent teachers, fitted by a regular training for their work, as doctors, watchmakers and others are for theirs, must be insisted upon; and they must be made to feel that as long as they fairly earn position and promotion, these are sure.

Parents need to be instructed in their obligations to children and society; and children should be protected in their right to an education.

No doubt the carrying out of these improvements will involve many and important considerations and a multitude of details to which here it would be out of place to refer. It may be mentioned, however, that temporary expedients have been resorted to in this part of York, and with some measure of success, to alleviate the evil complained of:—

The duty and advantage of providing suitable accommodation were presented and reiterated for two years before any compulsion was resorted to; and only in exceptional cases was this necessary.

Teachers were advised and assisted to use professional works and to meet regularly in convention for interchange of thought and self-improvement; so that a teachers' association holding successful quarterly meetings, with a library of professional works, are rapidly developing a laudable emulation to understand and practise the principles and methods of education.

A careful record of the results of every school inspection made for four years has been preserved, and the faithful and successful teacher has been assisted again and again to secure a better position by a certificate based upon that record.

COUNTY OF YORK, SOUTH.

James Hodgson, Esq.—After my second visit in 1875, the standing of the Schools was as follows:—

32	Schools of the Highest Grade (No. 1 A).
35	“ “ Second “ (No. 1).
8	“ “ Third “ (No. 2).
2	R.C. Separate Schools, Second Grade (No. 1).
2	“ “ Third “ (No. 2).

One R. C. Separate School, in the Township of Etobicoke, was discontinued during the past year, and the pupils have attended one of the Public Schools; and it is to be hoped that on account of the superior advantages of the Public Schools above those of the defunct School, no effort will be made to revive it.

The following Tables show the standing of each of the Schools in South York :—

PUBLIC SCHOOLS OF THE *First Class* No. 1 A).

MUNICIPALITIES.	NO. OF SCHOOLS.	NO. OF SCHOOL SECTIONS.
Village of Yorkville	1	containing 6 Departments.
“ Markham	1	“ 3 “
Township of York	9	S. Sections No. 1, 2, 4, 5, 10, 13, 17, 18, 21.
“ Markham	9	“ “ “ 2, 5, 6, 10, 11, 13, 17, 20, 21
“ Scarborough	6	“ “ “ 1, 3, 5, 6, 7, 9.
“ Etobicoke	1	“ “ “ 8.
“ Vaughan	5	U. S. S. with M., 1, 4. S. S., 1, 2, 13, 14.
—		
32		

PUBLIC SCHOOLS OF THE *Second Class* (No. 1).

MUNICIPALITIES.	NO. OF SCHOOLS.	NO. OF SCHOOL SECTIONS.
Township of York.....	10	3, 7, 9, 11, 12, 14, 15, 20, 22, 25.
“ Markham	11	1, 3, 4, 8, 12, 14, 16, 18, 19, 22, 23.
“ Scarborough.....	4	2, 8, 10, 11.
“ Etobicoke	7	1, 2, 3, 4, 6, 7, 10.
“ Vaughan	3	2 M. & V. Nos. 7, 8.
Separate Schools, York.....	2	
—		
37		

PUBLIC SCHOOLS OF THE *Third Class* (No. 2).

MUNICIPALITIES.	NO. OF SCHOOLS.	NO. OF SCHOOL SECTIONS.
York	5	5, 8, 16, 19, 23.
Markham	1	7.
Etobicoke	1	5.
Scarborough	1	4.
R. C. Separate Schools, York	2	
—		
10		

During the past year, No. 17, York; No. 5, Markham; No. 4, Union M. and Vaughan, No. 8, Etobicoke; and No. 7, Scarborough, rose from the *Second Class* to the *First*; No. 20, York; No. 18, Markham; and Nos. 4 and 10, Etobicoke, from the *Third Class* to the *Second*; and No. 10, York, rose from the *Third* to the *First*. Six Schools rose to the highest grade, and four Schools to the second.

On the other hand several Schools retrograded during the past year:—No. 7, Markham, from the *First Class* to the *Third*; Nos. 3 and 15, York, and No. 2, Scarborough, from the *First Class* to the *Second*; and Nos. 16 and 19, York, from the *Second Class* to the *Third*.

In the case of S. S. No. 7, Markham, and No. 2, Scarborough, the cause of the declension in the standing of the schools was unquestionably the employment of inexperienced teachers with Third-class Certificates, succeeding able and experienced men, holding Provincial Certificates.

In both instances no ordinary teacher, holding a Third-class Certificate, could by any possibility teach the more advanced pupils in those sections, and, as a natural consequence, the attendance fell off very much at both Schools, besides the declension in standing from the *First class* to the *Third* in the one, and to the *second* in the other. When the Trustees of some S. Sections, for the sake of saving the paltry sum of from \$50 to \$100 in the salary

of a teacher, employ a person not qualified to teach all the scholars in a S. Section all the branches of a Public School course, would not the ratepayers of such scholars have a good cause of action against such trustees? And further, would not such parents be justified in refusing to pay school rates on the ground of the trustees not employing a properly qualified teacher?

The above questions are proposed, not for the purpose of producing litigation, but for the strengthening of my efforts in endeavouring to prevent a course of action very detrimental to the success of our Public Schools.

There is one thing certain, that if this course is often repeated, a very strong argument against the continuance of S. Section Trustees, and in favour of a Township Board, will be undoubtedly furnished. The Inspector for South York has remonstrated, again and again, against such a course, and sometimes without avail, remonstrance being powerless when narrow-minded selfishness or indifference holds the sway; and he would respectfully recommend a regulation to be passed by the proper authority, forbidding the employment of a teacher holding a Third-class Certificate, by any Board of Public School Trustees, in any School where there is a fifth class.

School Accommodation.

York.—Two brick School-houses enlarged and improved, and one of them furnished with the most improved desks, &c.

Markham.—One brick School-house partially rebuilt during the year.

Scarborough.—No change in this township. One new School-house to be built during this year, when the school accommodation will be amply sufficient.

Etobicoke.—One new School-house erected during 1875, and another one is to be built during the coming season.

Vaughan.—A new brick School-house was built. School accommodation is ample and excellent.

Yorkville.—The School-house is very substantial; no gimcracks or superfluities,—just what a School-house ought to be. Another site in the northern part of the village is about to be secured, and a School-house to be built containing two junior departments, for the accommodation of the junior pupils residing in that part of the village.

Average Attendance.

The average daily attendance of the Township of York, (exclusive of the Village of Yorkville), for the first half of 1875, was 1,112; of Markham (exclusive of the Village of Markham), 951; Scarborough, 586; and of Etobicoke, 315.

The number of pupils between the ages of 7 and 12 years, who did not attend school for 4 months, as required by law, was, in York about 400; in Markham 320; in Scarborough 177; and in Etobicoke 135.

The Government grant for pupils, was, in York, \$1.16 $\frac{73}{100}$; in Markham \$1.06 $\frac{24}{100}$; in Scarborough \$1.16 $\frac{20}{100}$; and in Etobicoke \$1.35 $\frac{5}{100}$.

Assistant Teachers.

As intimated in my last report, several assistant teachers were employed during the whole year in sections, where, during the previous year, they had been only employed during a part of the year. In some other large Schools an assistant was employed during the winter months, with marked advantage in efficiency, where no assistant had ever been employed before. Trustees are beginning to find out from experience and observation, that it is of the utmost importance, when practicable, to place the junior sections under the charge of an assistant, so that the master may have ample time to attend to the more advanced, especially to those whose opportunities of education must of necessity, on account of their age, soon come to an end.

Change of Teachers.

Twenty-four of the S. Sections in S. York have commenced operations for 1876 with a new teacher, a much greater number of changes than usual in this division of the County—in some instances no doubt with advantage, in others with loss, it is to be feared, at least for a time.

Compliance with School Laws and Regulations.

Upon the whole the co-operation of Trustees in general to the carrying out of the School Law is quite cordial, and to them the meed of praise is justly due, and is hereby gladly acknowledged.

It was my intention to call your attention to some of the regulations, or rather to an explanation of a most important requirement, affecting trustees to a very serious extent, but, as this report is somewhat lengthy, I must defer it to a future opportunity.

COUNTY OF SIMCOE, NORTH.

James C. Morgan, Esq., M.A.—I believe that although so little absolutely has been done in the cause of education, there has perhaps been a more real improvement than at any previous time. An exception to this improvement has been in the matter of attendance; the law concerning compulsory education is a dead letter, nor can I persuade the Trustees to take any measures to have it brought into working order. Besides this general laxity, however, the past year has been marked by the presence of epidemics throughout North Simcoe, many Schools having been absolutely closed for some weeks, and a still greater number completely emptied. This has of course had a very bad influence on the Inspector of Schools,—I have however employed the time thus lost in directing the teacher, as to his or her work.

The improvements observable in the Schools are threefold:—

1. In buildings.
2. In teachers and teaching.
3. In a faithful observance of the requirements of the law.

1. Almost all buildings erected during the past year have been of a very good order. In the poorer Sections they have of course been log and frame, but even here they have been comparatively well finished. I have endeavoured to delay the erection of some buildings in order to obtain good ones when they were built, and I enclose plans of two lately erected, namely: in S. S. No. 3 Sunnidale, at Brentwood, and in S. S. 20 Nottawasaga, at the Batteaux, which would be a credit to any section. Fine brick buildings have also been erected in S. S. 1, Tiny, Penetanguishene, I Vespra, &c., and several more have been promised during this year; and during the past year only two makeshifts have been gone through with. In the matter of outbuildings also, very great improvements have been inaugurated, scarcely any Schools are without necessary outhouses, many have erected comfortable woodsheds, and not a few have put up fences. In all cases however, I have not urged the fencing of land where the site was not sufficient, and where the land was still rough. Wells are not generally needed throughout the country, only twenty-one Schools being without a well or water very near.

2. The character of teachers is improving; though much more slowly than could be wished. I believe it would be better were the examinations for third-class teachers much simpler, and the minimum requisite for a certificate raised to 75 or 80 per cent. Perhaps in no direction has the improvement been so manifest as in the employment of assistant teachers. I do not believe that properly qualified teachers can, at present, be employed in our Schools, but I have examined the elder scholars in the Schools and given to the one chosen by the Trustees, a temporary certificate which has met the needs of the Section for the time, and has also prepared the way for the employment of properly qualified teachers. The great trouble with teachers is, that they continually change about from School to School an evil that necessarily attends the present system, and which will exist until Township Boards be established.

3. (a) Scarcely any School is devoid of the maps requisite to teach the programme as far as Class III.; many are thoroughly furnished, having apparatus, object lessons &c., as well.

(b) Several more Schools have fallen in with the requirements of the programme and Limit Table. This is, however, one of the principal evils that your Inspectors have to contend against. Parents cry out about their children being kept back, and Trustees echo the cry, so that, in too many cases the unlucky teacher is compelled either to leave the School or yield to the popular clamour, and put into the 5th book a pupil who cannot write down 10,056, and whose mind is very uncertain as to whether an ocean is land or water. As a means of remedying this evil, I have found fault with the teacher somewhat sharply, and

have refrained from examining, any of the higher subjects, such as history, &c., unless the class was doing the whole of the work required of it. Nay, even where this was the case, I have avoided examining, as I particularly wish to have the junior classes and the lower subjects, thoroughly taught, in order to form a substantial foundation on which a real success may be built up in years to come. For this reason I encourage the keeping back of the children as much as possible.

The evils are the same that have always stood in the way of our school system, and for which there is but one cure, *i. e.*, the establishment of Township Boards. I am happy to say that the Township of Morrison has already done so, an example which I hope to see followed soon by every Township in North Simcoe. I have laboured hard for three years past to persuade the County Council to take some action on the subject, but have never yet succeeded. Each year, however, I have won over some of its most violent opponents, whose opposition was caused by their not understanding the system, and its friends have become more numerous and more enthusiastic. I obtained, however, this year, a Committee to consider the question, and, at their invitation, addressed them on the subject with a most gratifying result. Not only did the Committee prepare a report, recommending most highly the system; but this report passed the County Council, after some discussion and explanation, by a unanimous vote. At the same time I received a request to embody my views on the question, in pamphlet form, which the Council will print for free distribution. We are thus fairly on the way to the establishment of Township Boards, a "consummation devoutly to be wished." I also recommended to them a plan of paying by results, which met with their warm commendation. I believe this can be worked in Public Schools with only additional trouble to the Inspectors.

The plan is to pay the teacher according to the standing of the highest class which passes the Inspector's Examination, provided always that the lower classes pass *fair* examinations in *their* subjects. Thus, a School in which the highest class was II., according to programme, with a minimum of five pupils, would pay its teacher a salary of \$300 or \$350. With the highest class III., a salary of \$350 or \$400, with the highest class IV., a salary of \$400 or \$450, all gradations being made by the number of pupils in the highest class. A direct incentive to increased work would therefore be held out to all teachers, and worthless ones would very soon leave the township. I hope within two or three years to be able to report Township Boards in fully half my Townships.

Before closing, I must bear witness to a fact that struck me most pleasantly in travelling through the French Schools, in the vicinity of Penetanguishene. The cause I cannot pretend to explain—the result is there, that the attendance is nearly double (in proportion) what it is in other sections, and the trustees seem to take a far more than ordinary interest in the welfare of their Schools.

RESOLUTION, COMMITTEE ON EDUCATION.

Your Committee beg to report, that they have taken into consideration the Report of the County Inspector for the North Riding, and rejoice to find that the cause of Education is progressing most favourably under his able supervision, and recommend the publication in the minutes, of his comprehensive statistical Report, and would strongly urge this Council to request Mr. Morgan to embody his views in relation to the formation of Township School Boards in the form of a circular, to be addressed to each Reeve and Deputy-Reeve in the County, as your Committee are now fully convinced that the adoption of Township Boards would tend materially to promote education, to equalize the costs thereof, and to remove a great many sources of contention.

Your Committee would further recommend, that in view of the large extent of country necessary to travel over, and the growing necessity for more frequent examinations, the appointment of an additional Inspector, whose duty will be to supervise the Schools in that portion of the Districts of Muskoka and Parry Sound, being in this County.

Your Committee cannot close this Report without bearing testimony to the very efficient and satisfactory manner in which the Inspector of Schools for North Simcoe, has performed the varied duties devolving upon him.

All of which is respectfully submitted.

(Signed)

J. HAND,
Chairman.

COUNTY OF SIMCOE, SOUTH.

Rev. William McKee, B. A.—I wish to explain that I do not design to discuss any questions connected with Schools, but merely to state facts and conclusions; and these I shall group under certain distinct heads.

1.—*Number of Schools and of School Sections.*

In the several municipalities, the number of Public Schools is as follows, namely:—In West Gwillimbury, 15; Tecumseth, 15; Adjala, 10; Mono, 12; Innisfil, 15; Essa, 12; Tossorontio, 4; Mulmur, 11; Village of Bradford, 1; Village of Alliston, 1.

As thus specified, the total number of Schools, is 96. The number of additional departments of Schools, is 8, and the Schools, each of which has one such department, are Angus, Painswick, Victoria (Innisfil), Clarksville, Cookstown, and Alliston. The Bradford Public School has two additional Departments. The whole number of School Sections is 112—counting *separately* the different Sections or parts of which each Union School Section is composed.

2.—*Receipts and Expenditure of School Moneys.*

RECEIPTS.

1. The amount apportioned by the Legislative grant was \$4,483 $\frac{30}{100}$.
2. The amount from County Grant was \$4,439 $\frac{95}{100}$.
3. The amount received from Trustees School Assessment was \$39,156 $\frac{69}{100}$.
4. The amount received from Clergy Reserve Fund, and all other sources was \$2,054 $\frac{35}{100}$.
5. The total receipts for all School purposes for the year 1875, amounted to \$53,698 $\frac{28}{100}$, including a balance of \$3,564 $\frac{01}{100}$ from the preceding year.

EXPENDITURE.

1. The amount paid by trustees for salaries for teachers was \$33,776 $\frac{64}{100}$.
2. For rent and repairs of School-houses, fences or grounds, \$3,571 $\frac{10}{100}$.
3. For sites and building of School-houses, \$6,764 $\frac{84}{100}$.
4. For maps, prize books, collection fees, fuel and other expenses, \$4,900 $\frac{03}{100}$.
5. Total expenditure for all School purposes, \$49,012 $\frac{61}{100}$.
6. The balance of moneys not paid at the end of the year, when the returns were sent in was \$4,685 $\frac{67}{100}$.

3.—*School Population—Pupils attending School—Average Attendance.*

1. The number of resident children between the ages of five and sixteen years was 9,099.
2. The number of pupils between the ages of five and sixteen years, attending the schools, was 8,549. The number of pupils of other ages attending School was 695. The total number of pupils attending School was 9,244. The average attendance of pupils, 6,655.
3. The number of boys attending school was 4,870. The number of girls attending school was 4,374.
4. The ages of the pupils are: 34 under five years of age; 4,620 between five and ten; 4,049 between eleven and sixteen; 541 between seventeen and twenty-one.
5. The number of children between the ages of seven and twelve years reported as not attending any school, is 203. The attention of Trustees and teachers is directed to this fact in the hope that by their united exertions, such a humiliating item as this will soon cease to appear in the School Reports.

4.—*Teachers, their Number, Certificates, Salaries, &c.*

1. In the 96 schools in operation, the number of teachers employed was 104, of whom 69 are male teachers, and 35 are female teachers.

2. Religious persuasions of teachers are as follows:—Church of England, 29; Roman Catholic, 10; Presbyterian, 27; Methodist, 36; Quaker, 1; Baptist, 1.

3. *Teachers Certificates*.—Total number of teachers holding certificates of qualification was 98. 1st Class Provincial Certificates 1; 2nd Class Provincial Certificates 28; New County Board 3rd Class Certificates 69; Permits or Interim Certificates 6.

4. *Annual Salaries of Teachers*.—The highest salary paid to a male teacher in the Riding, viz.: in Ivy School Section, was \$600, the lowest \$200. The average salary of male teachers was \$385, of female teachers \$263, (being an average increase, compared with the previous year, of 6 per cent.).

5.—*School Houses, Titles, &c.*

1. Of the School-houses, five were of brick, 3 of stone, 79 frame, 9 log.

2. *Titles to School Sites*.—Freehold 90, rented 6.

3. The number of new School-houses built within the year was four, frame. The number of School Sections in which the School-houses were repaired or enlarged, or the School premises increased or improved, was eight.

6.—*School Accommodation and Equipment.*

It is true that with respect to the providing of these much has been accomplished during the last four years; yet I have to report that a good deal is still required to be done. In several of the wealthiest School Sections the accommodation is insufficient, the furniture and equipment poor and defective, and the condition of the school premises very discreditable. These are serious disadvantages, and it is greatly to be regretted that the trustees have so far done nothing towards their removal, and have continued to exhibit so much apathy and negligence as to the providing of what is really necessary to put their School-houses and School premises in a proper and efficient state.

“The law declares that it is the duty of Trustees to provide adequate accommodation for all the children of school age within their section,” and the special regulations prescribed under the authority of the statute, show what these accommodations should include. Trustees, therefore, should consider, and bear in mind, the special obligations which devolve upon them in connection with this important matter, and should, without delay, take the necessary step for having the requirements of the law fulfilled in every case, when its provision respecting school accommodation has not been already complied with.

7.—*The Evils of Irregular Attendance.*

Of all the obstacles to the advancement of the Schools, the greatest is irregular attendance. The evil consequences of it it would be difficult to exaggerate.

It is indeed a formidable enemy. Not only is it injurious to the progress and proficiency of the pupils—it is really fatal to education. A sound or successful education cannot possibly be acquired by pupils who are irregular in attending School. These considerations parents should bear in mind, and should likewise be earnest in contriving and using means for the purpose of preventing or curing the evils complained of. More particularly they should not allow any unimportant reason, much less any trivial excuse, to have the effect of keeping their children away from the School. And teachers should consider, or remember, that they themselves also can do a great deal towards the remedying the evils of irregular attendance. And one of the very best means which can be employed by them for this purpose consists in *making the Schools popular*. The remark of Dr. Frazer, Bishop of Manchester (a very eminent authority on educational questions), is worthy of remembrance—namely, “That he had never known empty Schools or careless scholars where the teachers were competent or efficient.” It is an unquestionable fact that both parents and children naturally become indifferent where the discipline is inferior, and the instruction is of a worthless character. On the other hand, a good, cheerful, popular school exerts a kind of attractive influence on the children; and it is certain that the regularity of the attendance greatly depends on the character of the teacher and of the School.

8. *Standing of the Schools—Proficiency of the Pupils.*

The results of the last inspection proved that the Schools are in good working order, and that Public School education is in a healthy and moderately prosperous condition.

Respectable progress has been made by the pupils during the year. Higher and more intelligent results were exhibited more generally than at any former period.

A very marked improvement has taken place in the methods of instruction, as well as in respect to the classification of pupils, and the whole business of School organization. I found proofs of good discipline in all the Schools without exception. A growing, and very creditable amount of proficiency was shown in regard to all the subjects of study taken up by the several classes. The advancement was very perceptible in reading, arithmetic, and grammar; but especially in the reading. On the whole I feel justified in stating that the Schools are doing their work with a fair degree of efficiency and success, and that there are many hopeful and encouraging features in the aspect of educational affairs as presented in the course of my inspection for the current year.

COUNTY OF HALTON.

Robert Little, Esq.—1. The inspectorate of Halton comprises four townships—Esquesing, Nassagaweya, Trafalgar, and Nelson—and two towns—Milton and Oakville.

The value of property assessed for Public School purposes, during 1875, amounted to \$6,105,815, or more by \$200,441 than in 1874. The assessments were as follows:—Nelson (including the incorporated Village of Burlington), \$1,486,881; Trafalgar, \$1,500,664; Esquesing (including the incorporated Villages of Acton and Georgetown), \$1,806,696; Nassagaweya, \$620,594; Oakville, 328,660; Milton, \$362,320.

The following Table shows that the value of property assessed for school purposes has steadily increased during the past five years:—

1871.	1872.	1873.	1874.	1875.
\$4,859,508.	\$5,670,530.	\$5,954,902.	\$5,905,374.	\$6,105,815.

2. The total receipts from all sources amounted to \$50,439 09, and the total expenditure to \$46,190 84½.

The disbursements were as follows:—(a) Teachers' salaries, \$27,805 08 (increase, \$1,331 53; (b) Rent and repairs of School-houses, fences or grounds, \$2,219 12½; (c) Invested in the purchase of School sites, and building School-houses, \$10,067 14; (d) Libraries, maps, apparatus, and prizes, \$414 99; (e) Collectors' fees, fuel, and incidental expenses, \$5,684 51.

The expenditure for School-houses and sites, and teachers' salaries, since 1871, may be thus tabled:—

	1871.	1872.	1873.	1874.	1875.
School-houses and sites. } \$4,259 26½	\$13,154 21	\$18,563 99½	\$13,749 24	\$10,067 14	
Teachers' salaries. } 18,256 31	23,826 36	24,641 51	26,473 55	27,805 08	

The total amount spent for School-houses and sites during the last five years (\$59,794 is about 10½ per cent. of the average value of the property assessed for School purpose during the same period.

The sum paid for teachers' salaries in 1875, is fully 52 per cent. more than in 1871. This increase is due to two causes,—better salaries are paid, and additional teachers are employed. The highest salary paid to a male teacher was \$600, viz., in Georgetown. In Acton the salary is \$550, with a residence. The lowest salary paid to a male teacher, and the only instance, was \$200. The average salary of male teachers by townships (including the incorporated villages), was \$416.92; and of female teachers, \$271.08.

As a rule, the teachers' salaries are promptly paid at the close of the year; the small sum of \$190.38, due by four sections, being the total amount of indebtedness under this head last year. The chief improvement now required, is to have the salaries promptly paid, not at the close of the year, but in quarterly instalments.

3. The estimated value of School property in the County is \$116,585 (increase of \$5,895), or more than one fifty-second part of the value of the property assessed for Public School purposes, and averaging \$2,045 for each civic and rural section.

It is to be regretted that Trustees do not more accurately estimate the value of their property. In examining the Annual Reports, I observed that a School-house and site valued a year ago at \$6,000, is now valued at \$5,500, although during the year the site was enclosed with a good substantial fence, and excellent outbuildings were erected. I have suggested to Trustees to insert in their minute-books an inventory of their School property, showing value of School-house, site, furniture, library, maps, etc., and to add from year to year the increased value of their property resulting from addition to School-house, enlargement of site, etc. If this were done, such discrepancies as the one noted could not occur.

The total number of School Divisions and Sections in the County (a union section being counted as one), is 57. There are five School Divisions, and fifty-two Rural Sections. There are fifty-nine School sites, there being two in the Burlington Division, and two in S. S. No. 5 Esquesing. All the School sites are adequate, that is at least half-an-acre in extent. The largest School site in the County, that is 11 S. S. Esquesing, is an acre and three-quarters in extent. There are seventeen acre sites, thirty-one half-acre sites, and two sites between half-an-acre and an acre in extent. Very little has yet been done towards ornamenting the school grounds with shade trees.

Fifty-six of the fifty-nine sites are enclosed, two are partly enclosed, and one is unenclosed. In 1871, only 20 sites were enclosed. On fifty of the sites there are wells, on four there are springs, and on five there is neither a well nor a spring. There is only one School in the county for which the Trustees have failed to provide outside conveniences for the pupils. In 1871, thirty-seven Schools were in want of suitable outdoor accommodation.

5. The whole number of Public School-houses is 59. Of these, 23 are brick, 12 stone, 6 concrete, and 18 frame. Three new School-houses were built during the year, a brick School-house for two departments in No. 2 Trafalgar, and two frame houses, one in the western part of No. 5 Esquesing, and one in No. 17 Trafalgar. In addition to these, four School-houses were enlarged for second departments, viz.: Nos. 1 and 2 in Nassagaweya, No. 9 Nelson, and No. 9 Esquesing. Twenty-three new School-houses have been built since 1871, viz.: 2 in Nassagaweya, 6 in Nelson, 7 in Trafalgar, and 8 in Esquesing; and eight have been enlarged, viz.: in Acton, Milton, and Oakville, in Nos. 7 and 9 Esquesing, in Nos. 1 and 2 Nassagaweya, and in No. 9 Nelson. In three Schools, there are four departments in each; in two, three in each; and in seventeen sections accommodation has been provided for two teachers in each. Including all departments, the number of Schools in operation during the year was 83, being an increase of five over the previous year.

6. The total number of pupils enrolled last year amounted to 6,163. Of these 5,722 were between the ages of 5 and 16 years. The number of children between the ages of 7 and 12 years not attending any school, 126 (decrease, 108). The number of pupils between these ages that did not attend four months, as required by law, 810. As all the Boards of Trustees have certified that they would comply with the compulsory clauses of the School Act, a very large diminution in these numbers may be expected in next year's report. The attendance of the 6,153 enrolled pupils was as follows:—less than 20 days, 9 per cent.; between 20 and 50 days, 21 per cent.; between 51 and 100 days, 27 per cent.; between 101 and 150 days, 23 per cent.; between 151 and 200 days, 18 per cent.; between 200 days and the whole year, 2 per cent. The daily average attendance for the first half-year was 2,757.86; for the second half-year, 2,476.21; for the year, 2,617.04, or about 41 per cent. of the number enrolled—a decrease of $2\frac{1}{2}$ per cent. The daily average for the first half-year gives 48.38 pupils for each of the 57 civic and rural sections, and for the second half-year, 43.44 pupils. The daily average attendance for the year is, in Oakville, 65 per cent. of the number enrolled; in Milton, 49 per cent.; in Nelson, including Burlington, 45 per cent.; in Esquesing, including Acton and Georgetown, 40 per cent.; in Trafalgar, 38 per cent.; and in Nassagaweya, 37 per cent.

From the above statements it will be seen that the attendance is very irregular. The complaint on this subject has been so frequently made, that it is regarded with the indifference to which we listen to an oft-told tale. And yet irregular attendance is impairing the efficiency of our Schools in the discipline, teaching and training of our pupils more than any other cause. This evil has spread to such an extent, that in many Schools I have found

whole classes absent at my half-yearly visits. I shall give two examples. In September, I visited a school in which 78 pupils were enrolled. Twenty-four were absent out of forty enrolled in the first class, twenty-five were absent out of twenty-six enrolled in the second class, and the whole of the third class, twelve in number, was absent. In another School visited in October, I found the names of 79 pupils on the register. Out of thirty-five enrolled in the first class, twenty-four were absent; out of eighteen enrolled in the second class, ten were absent; and the third and fourth classes were unrepresented, although twelve pupils were enrolled in the former, and fourteen in the latter. In order that this great hindrance to the prosperity of our Schools might be removed to some extent, I brought the regulation in regard to "punctual attendance" under the notice of the trustees in connection with my reports to them on the condition of their Schools.

7. The number of Public School Libraries in the County is 29; number of volumes, 3,197; number of volumes taken out during the year, 3,645. The estimated value of Libraries, \$3,138. The largest and most valuable Public School Library is at Aetou. It contains 1,100 volumes, valued at \$1,000. The Trustees and people have adopted the true method of keeping alive the interest in the Library, viz., a yearly addition of books commensurate with the wants of the readers. The second really good School Library is at Oakville. There are also two very fair Libraries in Nos. 1 and 5 Esquesing. Burlington made a promising beginning two or three years ago, but has done nothing since to maintain and foster the interest in its Library. Most of the other Libraries are only such in name. In regard to the establishment of a Section Library an erroneous idea seems to be prevalent. It seems to be considered that after two or three dozen books have been purchased nothing further requires to be done. This is a grave mistake. An addition, large or small, according to the number of readers in the Section, should be made every year. In this way, in the course of a few years, a valuable Library can be secured, which will prove a source of perennial pleasure and profit, not only to the pupils, but to the ratepayers of the Section. I hope, now that the "building season" is nearly over, Trustees will display the same zeal and liberality in providing and enlarging Libraries that they have shown in providing accommodation, furniture, and maps.

COUNTY OF WENTWORTH.

J. H. Smith, Esq.—During the past year, satisfactory progress has been made in our Public Schools, as you will see by reference to the "Inspector's Detailed Reports" of each School. The Statistical Reports show that considerable advancement has been made in regard to teachers' salaries, adequate accommodation, and attendance of pupils. There are however, a few isolated instances in which the Schools have not advanced as they should have done, owing in no small degree to the want of *real* interest on the part of trustees in the prosperity of the School.

Sections.—The County of Wentworth is divided into 72 Public School Sections, and one for the R. C. Separate School. Of these, 13 are Union Sections, *i. e.*, formed from parts of two or more Townships. In these Sections 88 teachers are employed. In Sections 4, 5, and 7, Beverly; 1 and 5, East Flamboro'; 4, 7, 9, and 10 West Flamboro'; and in 3 Saltfleet, two teachers are employed; in No. 5, Ancaster, three; and No. 3, East Flamboro', four; in the remaining Sections one teacher is employed, with the exception of two Schools in which paid monitors are employed during the winter season.

Accommodation.—During the past five years, the total amount expended in providing adequate school accommodation, as required by the School Act of 1871, was \$63,930, or, in round numbers, \$64,000. Twenty-four new School-houses have been built, and twenty-seven improved, *i. e.*, either re-seated, sites enlarged and fenced, additional rooms built, or other improvements made that involved an outlay of not less than fifty dollars. Of the new School-houses built, 18 were brick, 5 stone, and one frame; and of those that were improved, 5 had additional rooms built to them. Of the 73 School-houses now in the County, 34 are brick, 9 stone, and 20 frame. Of the School-sites, 24 contain an acre or more, 37 from half an acre to an acre, and 12 less than half an acre. In a number of Sections, I am happy to report that the School-grounds have been planted with shade trees; but I regret that in a majority of cases this has not yet been done. I would therefore earnestly direct the attention of trustees and teachers to the necessity of ornamenting the School-grounds with shade trees, shrubbery,

and neatly laid out flower plots. These in time will add materially to the comfort of pupils, render the Schools more attractive, and become objects of interest to the entire Section.

Receipts.—The total amount received from all sources for Public School purposes for 1875 was, \$57,528.85. Of this, the sum of \$8,227.47 was received from the Legislative and Municipal Grants, \$35,445.99 from trustees' rate on taxable property, and \$13,855.39 from other sources.

Expenditure.—The amount paid for teachers' salaries was \$30,956.08; for building School-houses and purchasing sites \$14,592.94—this includes payments made on School-houses that were built previous to 1875, but payments of which extended over a term of years;—for incidental expenses, as collecting taxes, fuel, &c., &c., \$7,939.12; making a total expenditure for all School purposes of \$53,492.14, and leaving a balance of \$4,036.71 in the hands of the various Boards of Trustees. The average rate of taxation, including building new School-houses, purchasing sites, &c., was 3³/₈ mills on the dollar,

Teachers, their Qualifications and Salaries.—Of the 88 teachers employed, 49 are male, and 39 female. Of these, 72 have charge of a Public School, 1 of a R. C. Separate School, and 15 are assistants. The average salary of male teachers having charge of a Public School is \$426.00, of females \$283.00, of assistants \$192.00. There were 5 teachers holding First-class Provincial Certificates, 26 Second-class Provincial, 17 First-class County Board, under the Old Act, 38 Third-class County Board, under the New Act, and 2 Interim Certificates. The average increase of the salary of male teachers since 1871 was \$60, or nearly 27 per cent. of what it then was; of females, \$34, or nearly 15 per cent. The highest salary paid to a male teacher was \$525, the lowest \$300; to females having charge of a School, \$400, the lowest, \$200; to assistants, \$225, the lowest, \$120.

The following Table shows the qualifications and average salaries of the Head Teachers and Assistants in each of the Townships in this County:—

	HEAD TEACHERS—MALE								HEAD TEACHERS—FEMALE.								ASSISTANTS—FEMALE.			
	1875.	First Class Provincial.	Average Salary.	Second Class Provincial.	Average Salary.	First Class (Old) County.	Average Salary.	Third Class (New) County.	Average Salary.	First Class Provincial.	Average Salary.	Second Class Provincial.	Average Salary.	First Class (Old) County.	Average Salary.	Third Class (New) County.	Average Salary.	Second Class Provincial.	Average Salary.	Third Class (New) County.
Ancaster	1	500	3	492	3	488	3	380	3	325	3	325	1	325	1	250	1	250	2	213
Barrow	1	500	3	492	3	488	3	380	3	325	3	325	1	325	1	250	1	250	2	213
Beverly	5	426	5	455	2	400	1	325	1	400	1	290	1	350	1	350	1	350	3	183
Burbrook	3	425	3	425	2	400	1	325	1	400	1	290	1	350	1	350	1	350	3	183
Flamboro' East	4	430	4	430	2	400	1	325	1	400	1	290	1	350	1	350	1	350	3	183
Flamboro' West	1	450	4	430	2	400	1	325	1	400	1	290	1	350	1	350	1	350	3	183
Glanford	1	450	4	430	2	400	1	325	1	400	1	290	1	350	1	350	1	350	3	183
Saltfleet	2	455	3	425	2	400	1	325	1	400	1	290	1	350	1	350	1	350	3	183
Total for County...	2	475	22	440	11	455	14	374	3	375	3	330	6	342	11	283	1	225	14	192

Change of Teachers.—In 1871 and 1872, 82 teachers were employed, 83 in 1873, and 88 in 1874 and 1875. The number of changes made was as follows:—7 during 1871; 31 at the beginning of 1872, with 8 during the year; 32 at the beginning of 1873, with 7 during the year; 28 at the beginning of 1874, with 4 during the year; 37 at the beginning of 1875, with 6 during the year; and 42 at the beginning of 1876; making a total of 202 changes during five years, or an average of 40 changes each year. In 9 schools the same teachers have taught from 1871 to 1875 inclusive, and of these, 8 are among our best Schools; whereas on the other hand, the Schools in which the greatest number of changes have taken place are among those that have made the least satisfactory progress.

Attendance of Pupils.—The total number of pupils registered during the year was 7,447; of these 7,023 were between the ages of 5 and 16, and 424 of other ages. The number attending less than 50 days was 2,126, or over 28 per cent. of the registered number; between 50 and 150 days, 3,628, or nearly 49 per cent.; between 150 days and the whole year, 1,693, or 23 per cent. nearly. The average attendance for the first half year was 3,373, or over 45 per cent.; for the second half year, 2,982, or a little over 40 per cent., giving an average of

early 43 per cent. for the whole year. The average time that the Schools were kept open was 11 months and 28 days, including Sundays, legal holidays and vacations.

The following Table gives a comparative statement of the receipts, expenditure, teachers, their qualifications and salaries, the number of registered pupils, and their average attendance or the past five years. From this it will be seen that the attendance is nearly four per cent. better than it was in 1871. The average attendance was 39 per cent. of the registered pupils or 1871, 38 per cent. for 1872, 38 per cent. for 1873, 41 per cent. for 1874, and nearly 43 per cent. for 1875.

COMPARATIVE STATEMENT.

	Total Receipts.		Total Expenditure.		1st Provincial.	2nd Provincial.	1st County (Old.)	3rd County (New)	Permits.	Male Teachers.	Average Salary.	Female Teachers.	Average Salary.	Registered Pupils.	Average Attendance.
	\$	c	\$	c.											
1871	36,722	86	33,471	07	5	10	42	13	12	49	366	33	236	7,759	3,182
1872	45,983	73	42,181	73	7	17	27	23	8	53	373	29	236	7,803	3,079
1873	63,295	72	56,499	02	5	23	20	30	5	43	390	38	278	7,752	2,939
1874	72,309	37	65,265	60	6	26	17	35	4	47	412	41	277	7,822	3,247
1875	57,528	85	53,492	14	5	26	17	38	2	49	426	39	270	7,147	3,178

CLASS RECORDS.

Through the liberality of the County Council, a satisfactory Class Record has been provided for each Section, the object of which is to show the classification of the School, the length of time that the pupils remain in the various classes, and the promotions made. It also shows the dates of the Inspector's visits, the pupils present in each class, and the aggregate attendance of pupils for each half year.

COUNTY OF BRANT.

M. J. Kelly, Esq., M. D.—It affords me pleasure to state that the Schools of the County have, on the whole, made satisfactory progress during the year. While there has been improvement in every Township, the evidences of it have been greatest in the Township of Brantford, where school accommodation and libraries have been largely increased in the interval. Both Trustees and patrons have generally manifested a laudable interest in the welfare of the Schools, and where this has not been the case, the cause is always traceable to the employment of inefficient and inexperienced teachers. A school system may be nearly perfect in its general outlines; the course of study prescribed may be all that is desirable; the inspection may be careful and conscientious, and the pupils subjected to rigid examinations half yearly, and yet unless the details of the ordinary School work be intelligently wrought out under the daily supervision of men and women, apt to teach, of the requisite firmness combined with gentleness of character, and possessed of the adequate knowledge, success becomes impossible. Hence, the importance of Trustees being extremely careful in the selection of those to whom they entrust the mental and moral discipline of the young. This fact was well illustrated during the year, in the case of a teacher who pleased the Trustees and parents, and was liked by the children, but who, at the mid-summer examination for certificate, evinced an almost absolute ignorance of nearly all the branches in the Public School programme. Sham has its place even in our school rooms. The Teacher's Institute established about four years ago is still in successful operation, and is generally well attended.

Schools and School Sections.—The number of School Sections in this County (considering each separate department as a Section) is 81. The number of Schools, 68. All the Schools were open during the year 1875, except number 23, Burford, which was closed the last six months while a new School-house was being erected.

School Finances.—The assessed value of the property of the County is reported at

\$7,988,377, distributed as follows:—Oakland, \$349,322; Onondaga, \$489,533; Burford, \$1,952,551; Brantford, \$2,932,075; South Dumfries, \$2,264,896. The amount of money apportioned to the Public Schools from the Government Grant was \$2,789, from Municipal Grant, \$2,800. The balance in the hands of the Trustees at the end of the year was \$4,435.74½. The amount reported as received from Municipal Grant, \$2,778.93; from Government Grant, \$2,744.69; from Trustees School Tax on property, \$20,914.13; from Clergy Reserve Fund and other sources, \$15,488.89; Total Receipts \$45,982.07½. The expenditure was as follows:—Salaries, \$22,791.12, being \$1,850.53 more than during the preceding year; amount paid for rent and repairs, \$2,240.89½; excess \$180.55½ over amount paid the preceding year. For buildings and sites, \$11,055.43, excess \$3,827.89. Paid for libraries, maps and apparatus, \$580.19, excess \$109.22. For fuel &c. \$4,888.69½. Total expenditure, \$41,546.33, as against \$36,374.14 for 1874.

In accordance with the popular vote of the ratepayers, the Municipal Council of Brantford Township passed a by-law appropriating the interest of the surplus allotted to that Township to the support of the Public Schools. The amount of the surplus was \$67,290.50, and the interest on this was \$5,660.50. The last sum was divided in October among the Schools on the basis of the teachers' salaries, and was paid out before the end of December. The result was, that in some School Sections in Brantford Township, no tax was levied for support of Schools last year. In Onondaga a portion of the surplus allotted to that Township has been devoted to the erection of a Township Hall; in South Dumfries a portion to the construction of roads and bridges, but in the Townships of Oakland and Burford, it has been resolved to invest the surplus for the benefit of Schools. During the recent Session of the Provincial Parliament, the Act affecting the disposal of the surplus was so amended as to permit Municipal Councils to order the division of the interest on the basis of their own choice, which will probably be the same as that adopted in the apportionment of the Legislative and Municipal Grants. As an encouragement to higher education, the County Council, about two years ago, established a Scholarship in connection with the University of Toronto, open for competition among pupils of the High and Public Schools of the County, and tenable for one year. The Scholarship (\$100), has, since its foundation, been taken twice, and both times, by farmers' sons—on the first occasion, in September, 1874, by James Hamilton of Onondaga, a pupil of the Brantford High School; and on the second, in September of last year, by Addison Cole of Brantford Township, a pupil of the same School.

Teachers and Teachers' Certificates.—The number of Teachers employed in the Rural Schools of the County during 1875 was seventy-four. Of these, five held First-class Provincial Certificates, eighteen Second-class Provincial Certificates, ten Old County Board Certificates of the First class, and forty one New County Board Third-class Certificates. Nineteen of the Teachers had attended a Normal School. At the examination for certificates, in July last, 77 candidates presented themselves—49 for Third-class Certificates, 27 for Second-class Certificates, and 1 for a First-class Certificate. Of the whole number, 22 obtained Third-class Certificates, and 6 Second-class, Grade "B." The First-class candidate retired after one day's trial.

Teachers' Salaries.—There has been a considerable increase in the salaries of Teachers, both in town and country, since 1874. The annexed Table exhibits the highest, and the average salaries in the several townships, and in the whole county, for the year:

Salaries as follows.	Oakland.	Onondaga.	South Dumfries.	Burford.	Brantford.
Highest Salary, Male, 1874	\$450 00	\$400 00	\$500 00	\$466 00	\$500 00
“ “ Female “	282 00	350 00	250 00	350 00	300 00
Average “ Male “	378 50	385 66	424 50	391 18	438 12
“ “ Female “	282 00	278 00	213 75	248 57	260 16
Highest “ Male, 1875	450 00	475 00	550 00	466 00	600 00
“ “ Female “	360 00	400 00	300 00	300 00	400 00
Average “ Male “	450 00	402 50	427 70	408 10	461 00
“ “ Female “	258 00	337 50	205 00	258 00	259 00

Average salaries for the whole county (male) \$430.06; (female) \$263.50. During the present year three Teachers (gentlemen), in the Township of Brantford, are in receipt of \$600 per annum each, viz.:—At Mount Pleasant, Cainsville, and Langford.

School Population, Classification, and Studies.—The whole number of pupils enrolled during the year was 5,160, as against 5,038 for 1874. Of these, 2,811 were boys; 2,349 girls; 8 were under five years of age; 2,468 between five and ten years; 2,300 between eleven and sixteen years; and 384 between 7 and 21 years. 518 attended school less than 20 days in the year; 1,042 less than 50 days; 1,329 less than 100 days; 1,190 less than 150 days; 865 less than 200 days; and 216 the whole year. 104 children between seven and twelve years did not attend any school during the year. No legal steps have been taken, so far as I know, to enforce attendance. The pupils were classified as follows:—1st Class, 2,239; 2nd and 3rd Classes, 541; 4th and 5th Classes, 1,275; and in the 6th Class, 105.

STUDIES.	No. in Arithmetic.	No. in Geography.	Number in Gram-mar.	No in Composition.	No. in Botany and Chemistry.	Number in Modern History.	Number in Ancient History.	Number in Human Physiology.	Number in English Literature.	Number in Natural Philosophy.	No. in Algebra.	No. in Geometry.	No. in Mensuration.
1874.....	3972	5038	3014	1892	162	1949	122	358	72	72	251	52	228
1875.....	4388	5160	2934	2197	272	2435	106	500	71	41	306	121	236
Excess.....	416	122	305	110	486	142	55	69	8
Deficit.....	80	6	1	31

From the above it will be seen that while there has been a slight falling off in the number studying four, there has been a gratifying increase in the number studying nine out of the thirteen most important subjects in the Public School programme.

School Property, &c.—The following Table may serve to show what improvement has been effected during the year in the matter of School property:

MUNICIPALITIES.	HOUSES.			MATERIAL.			SITES.			SCHOOL LIBRARIES.			ESTIMATED VALUE OF SCHOOL PROPERTY.									
	Adequate.	Inadequate.	Enlarged.	Built 1875.	Stone.	Brick.	Frame.	Concrete.	Log.	Adequate.	Inadequate.	Freehold.	Leased.	Inclosed.	No. of Libraries.	No. of Vols.	No. of Maps.	Of Libraries.	Of Maps.	Of School desks.	Of Houses, &c.	Total.
Oakland.....	3	1	2	3	3	3	33	33	10	101	270	5020	5401
Onondaga.....	2	3	2	3	2	3	1	1	4	57	56	53	340	150	355	4975	5820
South Dumfries.....	10	2	1	9	3	10	12	12	12	9	257	146	149	415	1762	26393	18719	
Brantford.....	15	4	1	1	10	5	2	1	17	2	18	1	18	5	1200	207	843	1095	2408	29375	33721
Burford.....	18	4	2	3	18	1	17	5	21	1	21	667	195	436	503	2219	18810	21968
Total.....	48	13	1	4	26	29	3	1	49	12	58	3	57	21	2700	634	81778	2264	7014	74573	85629

In School Section No. 7, South Dumfries, a new brick School-house (very much needed) has been erected at a cost, building and site together, of more than \$2,300. There is one class-room with seats for 72 pupils, a small private room for the teacher and a cupola and bell. The site is an excellent one, enclosed by a good picket fence, but an unaccountable mistake has been made by placing the house in a corner instead of in the middle of the lot. In Brantford Township, in School Section No. 12, the Trustees have built one of the most convenient, elegant and commodious structures for school purposes

in the whole County. The house is of brick, with stone basement floored with plank. The pupils enter the basement, off which are two rooms for caps, cloaks, &c., the remaining space serving for a waiting-room. The school is reached by two stairways, one for boys, the other for the girls, which lead into lobbies in the first instance, from which doors open into the class-room. The furniture here is of the very best description. There are seats and desks for 72 pupils. The ceiling is lofty, there is abundant light, and ventilation has been carefully attended to, excellent flues for the purpose having been provided. The teacher has a private room which serves also for a library. This is carpeted and suitably furnished. An excellent assortment of maps and charts of Physiology, Zoology, &c., has been provided by the Trustees; also a library of 224 volumes, a globe, a clock, and a large bell in the cupola. A number of young maples have been recently planted in the school plot, and the Trustees have purchased evergreen trees for a similar purpose. The cost of the building, exclusive of the site, was \$2,258. The Trustees and people of this Section deserve great credit for the enterprise and taste they have exhibited. Two frame School houses have been erected in the Township of Burford during the year, one in School Section No. 20, the other in No. 23. Several new School-houses will be built in 1876—in Onondaga Village, a brick building with two class-rooms, estimated cost over \$3,000; in Nos. 8 and 16, Brantford, two brick structures similar in style to that at Tranquility, and both in course of construction; and in No. 2, South Dumfries, a brick School-house (on the Government road), at the contract price of \$2,025. If School Section No. 27, in the last Township had a new School-house, all the buildings in South Dumfries would then be adequate. In the matter of school accommodation I had very little trouble since I commenced my duties as Inspector. Happily the Trustees and people of this county are generally as reasonable as they are intelligent and enterprising, so that from the first day of my official connection with them, I have never had sufficient grounds for serious complaint; and in all my efforts, I am glad to say, I have invariably had the cordial co-operation of the members of the County Council.

School Libraries, Museum, &c.—The establishment of School Libraries has always engaged my earnest attention, as I consider them most important, I might indeed, say, indispensable adjuncts of our system of Elementary Education. If, as Lord Bacon declares, "Reading makes a full man," the necessity of books to read becomes apparent. Among young teachers the great lack is general culture. To gain the requisite knowledge to enable them to pass the examination for certificates, occupies some years of their time, so that, after the legal qualification has been obtained, their information needs to be supplemented before they are properly equipped to discharge efficiently and well their important and responsible duties. The best agencies to supply this want are School Libraries, which not only aid the teacher and enlarge the views of the pupils, but diffuse intelligence among the people generally. In Onondaga the Old Township Library was divided, some years ago, among the Public Schools, since which time no additions had been made to the books until the Trustees of No. 6 supplemented their library in the early part of 1875. The following schools in Brantford Township now possess libraries:—Nos. 5, 7, 8, 9, 10, 12, 13, 16, 17, and 20; in South Dumfries, Nos. 6 and 10 have, since the end of 1875, been furnished with small libraries. In the matter of School Museums, a little, but not too much, has been done. Considerable attention has been paid, during the year, to tree planting, and the ornamentation of school grounds.

Miscellaneous.—Only two Private Schools have been reported in the county, one in Onondaga Village, and one in Burford, with a total of 61 enrolled pupils. Number of Sunday Schools, 55; number of Sunday School scholars, 2,924; number of teachers, 349; number of Sunday School libraries, 40; number of vols. therein, 6,010. In 45 of the Schools only is the *Journal of Education* received regularly.

TOWN OF BRANTFORD.

The Public Schools of the Town have made satisfactory progress during the year. The discipline and order have been, as a rule, excellent.

Financial Exhibit.—Amount of money received from all sources during the year, \$13,214.99. Total amount paid out, \$12,916.08. Balance on hand, \$298.91. Received from Municipal Grant, \$10,500; from Government Grant, \$1,038; from Clergy Reserve

und, Non-resident Fees, &c., 1,027.45. Amount paid in salaries, \$7,025.13; for building, &c., \$2,229.85; for library, maps, &c., \$100.25; for fuel, &c., \$3,262.46. The assessed value of the property in this town is set down at \$3,000,130.

Salaries.—The highest salary paid male teacher, \$1,000; lowest, \$550; average, \$16.66. Highest salary paid female teacher, \$450; average, \$245.60. The lowest salary now paid to any teacher in the Public Schools of the Town is \$200 per annum.

Certificates.—Two of the teachers hold First-class Provincial Certificates—eight second-class Certificates—and fourteen Third-class New County Board Certificates.

Number of Children of School Age—(exclusive of those belonging to Separate Schools) resident in the Municipality, 2,420—Number of these enrolled in Public Schools, 1,925—showing that a large number of children of school age in Brantford must be either receiving instruction in private or remote Schools, or suffered to run idly about the streets. Number of other ages enrolled 30, making in all 1,955. Boys, 986; Girls, 969—16 were non-resident. The attendance was generally regular. For the first half year the aggregate attendance was 122,980; average, do. 1,048. For second half year, 105,274; and average 1,052.

Classification &c.—Number of pupils in the first-class, 1,017; second-class, 305; in third-class, 309; in fourth-class, 151; in fifth-class, 130; in sixth-class, 43. In addition to the more essential subjects of study in the Public School programme, 324 pupils were engaged in learning Chemistry and Botany; 311, Canadian History; 311, English History; 13, General History; 181, Natural History; 130, Human Philosophy; 45, English Literature; 181, Christian Morals; 161, Natural Philosophy; 179, Algebra; 64, Geometry; 179, Mensuration; 5, Book-keeping; 335, Drill or Gymnastics.

School Accommodation.—The wing added to the North Ward School-house has furnished all the necessary accommodation for the children in that Town. A somewhat similar addition is to be made to the East Ward School-house during the ensuing summer. It will probably be found necessary soon to complete the interior of the east wing of the Central School. Considerable attention has been paid to fencing and grounds during the year, the appearance of those of the Central School being particularly attractive. Besides the Public Schools, and a few Private Schools, Brantford can now boast two Institutions for the higher education of youth, which are I believe, unexcelled in efficiency of management and thoroughness of teaching by any similar Institutions in Ontario. These are, the Brantford Collegiate Institute, under the able supervision of its Rector, James Mills, Esq., M.A., and the Brantford Young Ladies' College, under the experienced Principalship of the Rev. A. F. Kemp, LL.D. By these excellent Institutions the fame of Brantford as an educational centre, and with the best facilities for instruction, has been much extended throughout the Dominion during the last two years. The number of pupils attending the Collegiate Institute varies from 160 to 200, of whom more than 50 are from a distance. The Ladies College has an attendance of about 100 young ladies, 58 of whom were (last term) boarders. The rest are day scholars. The income is in the vicinity of \$20,000 per annum, and the amount paid in salaries, \$4,550.

Libraries.—The Town is fairly supplied with libraries. In the Mechanics' Institute Library there are 2,376 volumes of very choice books. The number of volumes taken out during the year by members is reported by the Librarian at 8,654.

Paris has a similar library, with 2,000 volumes, and in addition to the library, a convenient and excellent reading room which is well patronized. Both these Institutes are inspected by me half yearly, and an annual report, detailing the result, is sent to the Government.

The library of the Public Schools of Brantford contains 670 volumes, and is open to the pupils every Friday afternoon.

The number of Sunday School Libraries in the town is nineteen, with 6,000 volumes in all. I think I may assure your Honourable Council, that both in Town and County, the education of the young in the County of Brant is receiving that careful attention which such an important interest demands. I cannot conclude this report without returning my sincere thanks to those gentlemen who have volunteered their services on many occasions, in aid of the establishment of libraries in the rural Schools of this County.

COUNTY OF LINCOLN.

J. B. Somerset, Esq.—The increase in the expenditure for school purposes each year since 1871, to which attention was directed in my last Report, still continues, and its effects begin to be apparent in increased interest shown by the public generally, in the Schools, the efficiency of the teachers, and other kindred matters. The increase for teachers' salaries alone, from \$16,625.55 in 1871, to \$24,384.43 in 1875, has had the effect of arresting, in a great measure, the exodus of our best teachers to other better paying localities; while the rates paid at present in some of our large Schools, have attracted from a distance, teachers of a class formerly impossible to retain.

Teachers.—There were, last year, but 7 teachers in the County who had ever attended the Normal School, and 17 holding Provincial Certificates, leaving 49 third-class teachers; but, of these latter, a considerable number hold Certificates for the second period of three years, and have consequently the benefit of extended experience, though unable to pass the examination for a Provincial Certificate.

It is to be regretted that changes of teachers yet continue to be frequent in many Schools, the Trustees being difficult to convince that there is no true economy in a transaction that effects a change of school management for the sake of a few dollars per month.

The fact that five Schools in the County changed their teachers three times last year, and eleven Schools twice, is sufficient evidence that the evil exists to a serious extent. In my detailed Reports on the state of the classes in such Schools, there is uniformly a glaring lack of progress made apparent that should convince the strongest advocate of this false system of economy. In order that Trustees might have an opportunity of becoming more fully acquainted with the real state of their Schools and the causes that stimulate or retard progress, I distributed among them, after my last visit in 1875, 300 copies of a Report, a sample of which is herewith enclosed, in which are stated the attendance of pupils, the teacher's qualification and length of service, and the percentage of correct answers given by the pupils in each of the subjects of reading, writing, spelling, geography, grammar and arithmetic.

Pupils.—The Tables of the attendance of pupils continue to present, in a very strong light, one of the most unsatisfactory features of our educational system.

It may, at first glance, be satisfactory to observe that the number of children who give no attendance whatever at school, is comparatively insignificant; but a further examination into various periods of attendance given, will convince the close observer of the utter failure of a considerable proportion of our school population to profit by the advantages offered by free Schools.

In this county, last year, 627 pupils attended school less than 20 days, and 1765 less than 50 days. The number of pupils who attended over 100 in a school year of 220 days, was 2,296, or less than one-half of the number enrolled. The average attendance of pupils was 2,198 or about 40 per cent. of the whole number, and in only one township (Clinton), did it reach 49 per cent., while in Grantham it was as low as 32 per cent.

School Premises.—The state of the School-houses and playgrounds throughout the county is generally satisfactory, all being now equipped as the law provides in the important requisites of size, furnishing, ventilation, &c. Of these, some, however, are barely sufficient, while others are very complete and comfortable; but the number of the former diminishes yearly as the people become convinced of the desirability of the School-house being comfortable and attractive.

Apparatus, Prizes, &c.—There has been a steady yearly outlay for maps and other school apparatus since 1871. No school is now without a reasonably good supply, and many are completely equipped. Prizes are frequently distributed and not reported, as the determination to obtain them is often made only at the last moment.

I regret that it is extremely difficult to arouse any enthusiasm about a school library, those in existence being collections of old books stowed away and seldom called for, and frequently unknown to the teacher as being in existence. Sabbath-school libraries and the cheapness of children's literature, have, to a great extent, supplanted the school library in usefulness.

Subjects of Study.—In regard to the number of studies prescribed by the programme, after faithful efforts to have them take up as it directs, I am constrained to assert its unsuitableness to rural Schools, however well adapted it may be to graded schools, or even to any school with a full attendance of pupils, taught by a person well versed in every subject prescribed. The majority of pupils in our rural Schools, sufficiently advanced in the ordinary branches to take up the other subjects of the programme, attend School but a portion of the year, and the greater number of teachers are of the third-class, and never passed an examination in these subjects themselves. It cannot be surprising, therefore, that the unavoidable result of an effort to adhere strictly to the systematic teaching of every subject prescribed, has been a comparative failure in the more essential branches, without a compensating degree of success in the higher. The examination of the classes has, in consequence, been mainly in the ordinary English branches, in which teachers are thus encouraged more especially to strive for excellence; but incidental teaching in other subjects, by means of object lessons, &c., is not neglected.

The following is a summary of the standing of the classes in each township, as set forth in the reports before referred to.

	Percentage of correct answers.						Name of Schools above average standing
	Rdg.	Spellg.	Wrtg.	Geo.	Gram.	Arith.	
Niagara	64	65	52	47	36	39	Nos. 3, 4, 8.
Grantham	65	67	64	42	41	48	Nos. 1, 5, Merriton, Port Dalhousie.
Louth	65	69	55	50	43	52	Nos. 1, 2, 4, Wn. 2.
Clifton	75	74	71	63	65	63	Nos. 1, 3, 4, 5, 6, Wn. 5
Grimsbv	69	67	53	47	40	42	Nos. 2, 4, 8, 12, Wn. 7.
Gainsboro'	64	70	51	53	49	53	Nos. 1, 2, 4, 5, 11.
Caistor	60	56	41	34	25	32	Nos. 5, 6, 7.

GRANTHAM.

The following brief tabular statement has been very carefully compiled from the result of the regular inspectorial visits to each school this year and the examination of its classes in the more essential branches of study.

The information conveyed by the first five columns has a very direct connection with that contained in those following, and in justice to the teachers, should receive joint attention with it, as indicating and accounting for the low standing or unsatisfactory progress reported in some schools.

Every year's experience points more unmistakably to IRREGULARITY OF ATTENDANCE as one of the greatest hindrances to effectual progress in our Schools. Trustees can accomplish much in abating this evil by looking sharply after those who neglect to comply with the law in sending their children to School, and in this, public opinion also, will sustain them. A few prizes, given at the close of each term, for the best attendance in each class, would be followed by surprising results in many Schools, and would repay their cost in the increase of the Government grant.

The numbers given to indicate the standing in each School in the various subjects, are estimated as the average result of both visits. The highest standing possible is indicated by 100. The methods of teaching pursued show a very general improvement over last year throughout the county: the special attention of teachers, however, is asked to two points in School management that are too often neglected, viz.: 1, Personal supervision of the WRITING CLASS during their exercise, the lack of which is the cause of so much wretched scribbling; and 2, Watchfulness over the conduct and language of pupils in the play-ground, and over the state of the premises generally—a very important part of the teacher's duties.

N.B.—The numbers given below indicate the percentage of correct answers.

S. S. No.	TEACHER.			PUPILS.						SPECIAL CLASSES.	REMARKS.		
	Class.	Changed in 1875.	How long in charge.	On roll.	Average Attendance.	Reading.	Spelling.	Writing.	Geography.			Grammar.	Arithmetic.
1	1st P..	Not	4 years..	49	22	75	80	75	35	40	55	Fair progress. Attendance irregular.
2	Old C.B.	Not	2 years..	93	36	65	70	60	35	20	25	
3	3rd	Once	2 months	No att.	1st half.	50	50	40	30	25	25	School has been closed 8 months.
4	2nd P..	Not	10months	63	28	60	70	75	40	25	30	Visits from parents much needed.
5	Old C.B.	Not	2 years..	113	48	70	65	75	75	45	65	A good assistant needed.
6	3rd	Twice ..	1 month	69	30	35	40	40	20	25	30	School in a backward state.
8	3rd	Not	1 year ..	50	17	70	75	55	60	35	60	Attendance irregular.
Merritton-Port Dalhousie..	Permit	Once	3 months	247	about 150	75	80	75	45	75	80	Usual condition of school good.
	1st P..	Not	3 years..	176	100	75	75	80	45	75	80	Satisfactory progress. A third needed however.

NIAGARA.

S. S. No.	TEACHER.			PUPILS.						SPECIAL CLASSES.	REMARKS.		
	Class.	Changed in 1875.	How long in charge.	On Roll.	Average Attendance.	Reading.	Spelling.	Writing.	Geography.			Grammar.	Arithmetic.
3	2nd P..	Not	2 1/2 years	49	23	75	75	60	55	55	60	Order a little imperfect.
4	2nd P..	Not	2 years ..	106	59	75	80	60	60	55	60	School has suffered from changing teacher.
5	Permit	3 times..	6 months	107	29	55	55	50	40	25	15	
6	Old C.B.	Once	2 months	73	25	70	60	50	35	20	25	Order a little imperfect. Small school.
8	2nd P..	Once	10months	102	50	60	65	55	60	50	45	
9	Permit	Not	2 1/2 years	41	13	60	60	45	35	30	20	Attendance very irregular.
10	3rd	Not	2 years ..	66	23	65	60	45	45	20	40	

LOUTH.

S. S. No.	TEACHER.			PUPILS.						SPECIAL CLASSES.	REMARKS.		
	Class.	Changed in 1875.	How long in charge.	On Roll.	Average Attendance.	Reading.	Spelling.	Writing.	Geography.			Grammar.	Arithmetic.
1	2nd	Not	8 years ..	61	35	70	75	55	40	65	60	School nearly broken up by sickness during the Fall.
2	2nd	Twice ..	5 months	107	47	
3	Permit	Once	2 months	57	22	35	30	40	20	10	25	Very backward school.
4	2nd	Not	2 years ..	80	48	85	90	65	60	90	85	Euclid } Prosperous school. Algebra }
Un. 2	2nd	Not	3 years ..	43	25	85	85	80	75	75	80	
" 4	3rd	Not	3 years ..	66	28	60	60	50	65	15	25	Not doing as well as formerly.
" 6	1st	Not	3 years ..	41	16	70	65	65	60	40	55	Attendance irregular.
" 7	3rd	Once	1 year ..	46	22	60	75	40	60	35	60	Attendance irregular.
" 8	3rd	Once	3 months	57	17	55	70	40	20	10	25	

CLINTON.

S. S. No.	TEACHER.			PUPILS.						SPECIAL CLASSES.	REMARKS.		
	Class.	Changed in 1875.	How long in charge.	On Roll.	Average Attendance.	Reading.	Spelling.	Writing.	Geography.			Grammar.	Arithmetic.
1	3rd	Once	1 year	51	28	60	60	70	65	40	50	Fair progress.
2	3rd	Not	2 years	55	24	70	65	60	55	40	55	Attendance very irregular.
3	2nd P.	Not	4 years	180	115	85	90	85	75	85	75	Very satisfactory progress.
4	2nd P.	Not	1 year	61	33	80	75	75	70	85	75	Prosperous school.
5	Old C.B.	Not	1½ years	57	27	85	90	65	60	90	90	Prosperous school.
6	1st P.	Not	1 year	101	63	90	90	75	75	95	90	Prosperous school. A very successful system of pupil teaching in this S. S.
Un. 7	3rd	Once	1 year	36	17	65	50	60	45	30	45	Better, but still backward.
Un. 2	3rd	Not	1½ years	52	31	70	80	70	50	55	40	Improving.
Un. 5	3rd	Once	3 months	82	45	75	70	75	50	65	45	Recent change of teacher.

GRIMSBY.

S. S. No.	TEACHER.			PUPILS.						SPECIAL CLASSES.	REMARKS.		
	Class.	Changed in 1875.	How long in charge	On Roll.	Average Attendance.	Reading.	Spelling.	Writing.	Geography.			Grammar.	Arithmetic.
1	3rd	Not	2 years	22	10	70	75	60	20	15	20	Attendance small and irregular.
2	3rd	Not	1 year	122	63	85	80	70	65	65	60	Fair progress but irregular attendance.
3	3rd	Twice	1 month	51	21	45	40	35	20	20	35	Attendance irregular.
4	3rd	Once	10 months	62	29	70	80	60	75	70	55	Fair progress.
5	3rd	Twice	2 months	37	21	50	60	40	25	0	25	Change teacher too frequently.
8	Old C.B.	Not	2 years	69	25	80	75	50	70	55	40	Fair progress.
9	3rd	Once	10 months	60	33	40	30	40	45	20	20	School backward—order imperfect
10	3rd	Twice	2 months	54	15	75	70	50	35	35	45	Changes of teacher too frequent.
11	3rd	Twice	2 months	34	9	75	60	50	65	40	30	Attendance irregular.
12	3rd	Once	3 months	118	63	80	70	70	55	60	60	School improving.
13	3rd	Not	2 years	29	15	80	80	55	30	40	35	
Un. 2	3rd	Once	10 months	34	17	75	80	50	65	50	55	
Un. 6	3rd	Once	9 months	38	14	School closed when visited Nov. 18. Usual condition, backward.
Un. 7	3rd	Not	5 years	61	33	75	65	60	45	40	70	

GAINSBORO.

S. S. No.	TEACHER.			PUPILS.							SPECIAL CLASSES.	REMARKS.	
	Class.	Changed in 1875	How long in charge.	On Roll.	Average Attendance.	Reading.	Spelling.	Writing.	Geography.	Grammar.			Arithmetic.
1	1st C. B.	Not	2 years ..	69	28	85	85	65	80	60	70	Hist.	Improving.
2	2nd P. . .	Once	9 months	55	29	90	65	75	65	85	70	Algeb. & } NatPhil }	Improving.
3	3rd	Not	1 year ..	44	21	40	45	40	60	60	65	Attendance very irregular.
4	3rd	Not	2½ years	72	38	90	95	75	75	90	80	Prosperous school.
5	3rd	Not	1½ years	70	39	85	70	60	50	65	55	Improving.
6	3rd	Once	9 months	68	30	55	50	35	35	15	25
7	3rd	Once	9 months	82	36	50	45	50	70	35	65	Better than last year.
8	3rd	Not	2½ years	86	42	40	45	30	30	15	15	Backward school.
9	Permit	Twice ..	1 week ..	80	32	40	40	25	10	10	25	Backward school.
10		Twice ..		25	12	Not yet open when visited.
11	2nd P. . .	Once	9 months	106	58	70	65	60	55	50	55	School very small. School large and irregular in attendance.

CAISTOR.

S. S. No.	TEACHER.			PUPILS.							SPECIAL CLASSES.	REMARKS.	
	Class.	Changed in 1875.	How long in charge.	On Roll.	Average Attendance.	Reading.	Spelling.	Writing.	Geography.	Grammar.			Arithmetic.
1	3rd	Not	1 year ..	75	29	60	55	40	25	15	20	Attendance irregular.
2	3rd	Twice ..	1 week ..	58	20	40	40	25	5	10	10	Very backward school.
3	Permit	Once	2 weeks .	44	21	50	45	20	25	10	15
4	Permit	Twice ..	2 weeks .	70	21	45	45	25	15	15	20
5	2nd A.	Not	5 years ..	76	39	80	85	75	80	70	75	Hist. & } Book-keeping }	Prosperous school.
6	3rd	Not	3 years ..	69	31	90	85	65	65	30	55	School improving.
7	3rd	Once	8 months.	101	51	75	75	50	35	50	50	Much improved since 74.
8	3rd	Not	1 year ..	51	23	40	25	25	25	5	10
U. 3	3rd	Once	1 week ..	46	16	School had been closed 4 months for repairs when visited.						

COUNTY OF OXFORD.

William Carlyle, Esq.—During 1875, 5 more new School-houses were erected, 4 brick and 1 frame. 1 arranged for two departments. They are all very superior buildings. These do not constitute all that were needed; but from various causes, some sections made the old house last another year. In some cases to press matters is to destroy all interest taken by the ratepayers in their Schools. The worst class of buildings have all disappeared, and the class next in order will soon follow them.

A survey of the year's work detects marked progress. The Schools were graded, as is my custom, according to their management and accommodation. The following Table indicates the grading for 1872 and 1875.

1872,	Excellent Schools	1.	good,	22.	fair,	40.	poor,	28.	very poor,	17
1875,	"	15,	"	40,	"	42.	"	10,	"	0
				60						

Of the 15 excellent, 11 reached this grade during the year. The "very poor," have vanished entirely, and the "poor" have fallen to 10. This result is gratifying and equally astonishing, when the character of the attendance is known, in the face of which the improvement in scholarship has been accomplished. From trustees' returns used the last half-year, I learn that of 8,956 pupils actually at School, only 3,984 was the daily average attendance. Daily, throughout the year, nearly 60 per cent. of the scholars were absent, 730 did not attend more than 20 days; 1,602, more than 50; 2,857, more than 100; 2,028, more than 150; 1,726, more than 200; and, only 512 were at School 200 days during the year.

Of what is termed "school age"—5 to 16—462 were not at School at all. And of the 4,630 in the County of the ages 7 to 12, to which the compulsory measure applies, 715 attended less than four months, and 122 not at all, making 837 children, whose parents and guardians did not comply with the requirements of the Act. With reference to the four months attendance, as the time was counted by days however far apart they may have been, it is evident the schooling was of no value.

The Supplementary Returns have directed attention to the matter, and a better attendance may be secured hereafter. Irregular attendance is the bane of our Schools; how to cure the evil does not seem very clear. Teachers, in some sections, by their personal influence mitigate it greatly, by attracting pupils to the School, engaging their attention in their work, and in this way eliciting the interest of negligent parents as well. On the parents, however, rests the responsibility, and if neither the teacher's persuasion, nor his own regard for his children arouses him to a discharge of his duty, compulsion must be resorted to in order to secure to the children a privilege the parent has no right to deprive them of.

Teachers' salaries in many sections have improved, reaching in rural sections \$600 per annum for male, and \$500 for female teachers. This most desirable advance has been reached chiefly through two means. First,—Trustees who have furnished good accommodation, are anxious to secure the services of thoroughly efficient masters, and in place of advertising their Schools and selecting masters by testimonials, hold out inducements to masters of the county of established reputation to take their Schools. This tends to keep in the county successful teachers, and stimulates others to renewed diligence and greater energy. Secondly,—While the Board of Examiners have been painstaking and just in their selection of papers, and have given candidates all they were entitled to, they have not on the other hand, through leniency or any other cause, passed into the profession young men and women, giving good evidence of their unfitness for it. This, in connection with the policy I have pursued of endorsing no certificates, and granting no permits, while there was a supply of teachers holding certificates valid in the county, has saved our Schools from falling into the hands of the inexperienced and the incompetent, and from the under-bidding for Schools, which a plethora of teachers gives rise to, and which drives competent men and women from school to school, until discouraged and disgusted they relinquish the profession entirely.

TOWN OF TILSONBURGH.

In presenting some general remarks on the condition of the Tilsonburgh Public School. I beg to state that the Senior Department has been for two years under very superior management; and although a change occurred during the past year in the Principalship, a most successful and experienced master having been secured, the interruption, it is hoped, will be slight. The scholarship of this department has reached a very creditable degree of excellency.

In the lower departments, also, changes have taken place. Probably the most serious drawback the School labours under is, the restriction of the Principal's authority too closely to his own classes, and leaving the other classes very much as isolated and independent schools. This system of management, however, is recognized by the School Board as pernicious, and it will be, if it is not already, rescinded.

The number of registered pupils amounted during the year to 533. The average attendance, however, is only 236. This in itself will greatly retard the progress of the School.

The Town is of recent incorporation, but very good accommodation is provided for the School. The ratepayers are interested in its welfare, and the members of the School Board attentive and energetic in their oversight.

TOWN OF WOODSTOCK.

In reference to the Woodstock Public Schools, I beg to state that they have been under my jurisdiction only a part of the year.

On my first inspection I found the scholarship of the pupils most deplorable. I attributed their backwardness mainly to one cause, viz., the practice that had prevailed of removing scholars from room to room whenever the crowded state of any department seemingly caused such a step necessary. Promotions were mere removals, without any reference to scholarship, no standard for entering any department, none for leaving it. So that it was quite possible to find pupils elevated by removals to the senior department, whose scholarship did not entitle them to a position anywhere above the second class.

The School Board sanctioned a proposal to have a thorough examination of all the pupils, that they might be classified according to attainments, after being allowed several weeks for a review of rudiments. This examination took place after the midsummer holidays, and the pupils were, as a rule, kept at rudimentary work until the end of the year. The result was somewhat satisfactory; in some departments quite satisfactory, but in others, owing to wretched discipline and general bad management, no improvement was perceptible. However, another examination followed after the close of the year. A regular system of promotions has been instituted, specific work has been assigned each class, and a specified time allotted for its accomplishment. Hereafter, where a failure occurs, the source of the failure will be apparent.

There are two Schools for the town, each with its own master, and having six departments. In each building is an additional class-room, where a monitor was employed to teach a portion of the junior first class, in order to relieve the pressure in the other rooms until promotions would take place. The accommodation is insufficient, of which the School Board is aware, and the matter of enlargement or removal is now pressing itself upon the attention of its members.

The teaching staff comprised, in each School, six legally qualified teachers and an occasional monitor. Hitherto very little, if any, attention has been given to the qualifications of these monitors,—an irregularity that has been corrected.

On the occasion of an inspection, the following Table was compiled, showing the roll number, number present, and sitting accommodation in each School:—

<i>East End School.</i>				<i>West End School.</i>		
Highest Dept.	Roll No.	Present.	Seated for.	Roll No.	Present.	Seated for.
1	80	54	72	87	69	72
2	70	56	60	71	44	72
3	62	38	60	56	36	70
4	70	56	72	73	53	70
5	62	56	70	69	47	60
6	81	40	55	81	48	60
Total.....	425	290	369	473	297	404

A beginning has been made of what, it is hoped, will prove a remedy for some of the defects of these Schools,—a matter greatly needed for their own reputation, as well as the welfare, if not the existence, of the High School.

COUNTY OF WELLINGTON, NORTH.

A. D. Fordyce, Esq.—I would call to your recollection the unprecedentedly severe weather a year ago, and the almost impassable state of the roads; added to this my own confinement from sickness towards the spring, and my being thrown back when I had commenced to go round by over-exertion. These, taken all together, prevented my regular *winter* visit being finished till about the second week in *July*; and also caused it to be of the briefest possible description, and the result by no means satisfactory to me. I fell likewise, owing to a desire to economize the limited time I had, into an error which affects the reports of both visits, in

Detailed Report. I had made an abstract of prepared questions, and in doing so overlooked several, so that there are blanks. I found myself without material to supply when I came to transcribe the Report. The neglect in providing in all cases General Registers likewise came in the way, as an obstacle to getting at the classification as it should be, and consequently to particulars of the real numbers being available for reporting to you. I must say that I did not feel encouraged by the classification in a number of the Schools, but the circumstances rendered teachers more excusable than would otherwise have been the case, as very often the Schools were reduced greatly in number from one cause or other, and the scholars were present there after long absence. I am increasingly of opinion that for some localities attendance is all the worse for the vacation being restricted as it is; my opinion being that there, at any rate, it would be better if four weeks might be taken consecutively, any time between 15th July and 1st October (under certain conditions, to prevent possibility of an Inspector finding closed doors).

I trust in respect of various apparent defects in Reports sent in, and failure to give the regulations the effect they might have, from such circumstances as have been noticed, I may be able in next Report to render an account more satisfactory to the Department, of the state of the Schools in some important respects.

I would also allude to my having been led, while on my official visit, about the middle of October, to send to a local paper some brief notes of the Schools in Minto. This again was the means of similar notices being sought of schools in other townships; and providing these, although I have reason to know some benefit resulted, necessarily, to some extent, delayed Reports to the Department. However, there is the counterbalancing advantage that I can send you a copy of these "Notes," which will obviate need of special remarks in Detailed Reports, and in two instances will show that, although I believe generally well taken, some remarks were regarded as misplaced. I cannot altogether see that I was wrong, and should regret it if anything was.

I find the aggregate attendance for the year 1875 in the Rural Schools, is considerably short of that of the previous year, there being 7,870 names on Daily Register in place of 9,667. Various considerations might lead to a satisfactory explanation, however.

Two new School-houses have been erected; a brick building in section 4, Arthur; a frame one in section 4, West Garafraxa; besides another frame School-house in section 13, Minto, where in November, 1874, the new School-house was unaccountably destroyed by fire.

New School-houses I expect to be erected this year in sections 15 and 16, Peel; and 11, Arthur, and in addition, probably, several newly established sections, viz:—1, Arthur; 18 and 19, Maryborough; and 4 and 11, Peel and Shelburne, Union (Melancthon and Amaranth), though, in which township and county the latter may lie, is I believe yet undecided.

Patent desks have been introduced into several Schools, and in several of these I trust may be the speedy forerunners of better buildings. I have not mentioned as new School-houses, though really so, additional rooms erected in Alma (7 Peel), and Drayton.

Of the 84 Rural Schools reported in Statistical Returns, 24 appear still to have less than the minimum legal quantity of ground, 57 having the half-acre, and 7 over that, or from three-fifths to one acre, and in the case of 36, the ground is only partially enclosed. As I have intimated elsewhere, uncertain continuance of site frequently has been a barrier to my insisting on some things; and where it has been done, several cases have occurred, where after all, the site has not been long of being changed, and improvements comparatively lost.

In 19 of these real sections, no well has yet been provided. In the case of half-a-dozen of these, there may be no real grievance in consequence, but in most of the rest, I suspect it is otherwise. In 7 Schools there are at present no out-houses; 4 of these are in comparatively retired situations. In Amaranth the want in the case of two of the others, I am sure will be supplied in Spring, and of course all had repeated intimation of what is reasonably expected. I think that some of the maps are of a very poor description, the result of age, and perhaps of carelessness in some cases. There are only two rural sections where none whatever are reported; one of these is a new section, but has now taken steps to procure them, and some other articles of like nature. The other section, 6 Arthur, had a set when there was a far less suitable place to display, preserve, and make use of them.

Beneficial as Public Libraries, judiciously selected, might be in rural sections, there are yet only 13 which have provided them; one of these, is section 7, Luther, which got one

established this season. Six are in West Garafraxa, where they are not new, and would be more valued I think, if periodical additions were made. Three sections in Minto, and three in Peel, have also libraries. Perhaps if I had found it practicable to deliver lectures, an opportunity might have been found to urge the matter profitably on the attention of intelligent people, who would have seconded such attempts. I am not without hope yet to manage this, the duty of lecturing having I confess been, from what seemed unavoidable considerations, a dead letter latterly in my case.

I find that in all the rural sections, with the exception of seven, prayer is used either at opening or closing School, or in both. In two of these, the question, I think, has been overlooked; in other two I might not be very far wrong in surmising that indifference on the teacher's part accounts for the omission; in the remaining three, the teachers profess to belong to the religious denomination known as Brethren, and it is possible that certain scruples on their part occasion inattention to the recommendation.

The number of Sunday Schools reported as open in rural sections is pretty much the same as last year—72 Schools, with an attendance of 3,281 scholars and 405 teachers. Some Schools, however, may not be reported where the practice is to close early in winter.

There are 28 teachers who report not getting the *Journal* to read. Where the fault lies in any or all of these, I have no means of knowing. I do know, however, that every now and then I have the enquiry put to me by School Trustees, "Why don't we get the *Journal*?" I can only reply that sections not receiving or acknowledging receipt regularly are duly reported at the close of each year.

I find a great desire among School Trustees, not simply for the Consolidated Law, but for the "Trustees Manual," such as all Schools used to receive, and which, indeed, if they would only regard as essential to do so, they could not do better than make up for the want of by getting in every School a copy of "Lectures on School Law." In some cases, ignorance on the part of School Trustees is a considerable hindrance where reports are in question. With exceptional and very gratifying instances of anxious desire to do what ever is really needed for the good of the School, the unwise appointments that are sometimes made, are exceedingly embarrassing. Some "cases" every Inspector, I imagine, could record with gratitude. In comparatively few cases have I had to put my own interpretation on defective financial statements. In two it was unavoidable—Section 4 Minto, and R. C. S. School in Section 6 Arthur. The value of assessed property in sections where I did not get it from the Trustees, I did from the Township Clerks, only, when I do so I am apt to find a discrepancy, probably arising from the personal property being included or not, as the case may be. In only one instance had I to fall back on last year's Report for value of assessed property. This was in Section 1, Amaranth. The Trustees' correction reached me since I sent off Statistical Report, and I find the amount given to be \$20,000 more than a year since—which you will please note. I have, also, felt a difficulty in reports from incorporated villages in the question, "What is the value of assessed property in the municipality?" I have the feeling that the intention is to ascertain the value of assessed property of rate payers of the Village School, and supposing that there is a part of township attached for School purposes, the value of assessed property in the village municipality would not be what was wanted. There is such union in the cases of Clifford, Harristown, Arthur and Drayton. Where the question is answered without explanation, I would conclude it gave the value of assessed property solely in the village part of the School Division, and after all I may be wrong in thinking that anything else is wanted.

Recurring to the subject of School attendance, I may be excused for transcribing an intimation appearing in the Report of Annual School Meeting in a remote section to this effect:—"In the opinion of this meeting, the long vacation should not commence earlier than the first of August."

I would also refer to the Supplementary School Returns, which are supposed to give, in addition to the number of children in each School Section between seven and twelve years of age who have not attended any School at least four months in the year, the number between the ages of five and twenty-one, five and sixteen, and seven and twelve, ascertained from actual census having been taken by the Trustees, as directed in recent provisions of the School Law. While I hope such census has been taken in the majority of cases, I feel exceedingly doubtful, if not absolutely sure, that in some cases it has not been done; and when doubt, amounting to certainty in one or two cases, existed on the point, I hesitated to insert it. on

account of local change of boundaries during the year and for other reasons. This being so, I felt perplexed by intimation in the *Journal* that such census might form basis of apportionment of next year's grant to the Schools. All the Supplementary Returns, with one exception, have been received. Next year I trust that an actual census will be taken in every case.

TOWN OF GUELPH.

1. *Teachers and Salaries.*

Rev. Robert Torrance.—There has been a constant staff of seventeen teachers employed by the Board during the year, except in the month of January, when there were only sixteen, but the total number at different times was twenty-four, seven of whom, either through their becoming disqualified by the expiring of their certificates, or other causes, removed from the situations and were succeeded by others. Of these, five were males and the rest females. Of the seventeen in the service of the Board at the end of the year, one held a First-class Provincial Certificate; three, Second-class; four, First-class old County Board, and nine Third-class new County Board. Of those who retired, and whose certificates had expired, one had an extension of time granted, in accordance with authority from the Chief Superintendent of Education; three had permits till the meeting of the County Board of examiners in July; and three had Provisional certificates. At the close of the year all the teachers were duly qualified.

Two of the male teachers received six hundred dollars each of salary, and one four hundred and twenty-five. One of the female teachers received five hundred dollars, one three hundred and fifty, one three hundred, two received two hundred and fifty each, two, two hundred and twenty-five each, and seven, one hundred and seventy-five each. The average of male teachers' salaries was five hundred and forty-one dollars, sixty-six cents, and of female, two hundred and thirty-seven dollars, fifty cents.

2. *School Population and Attendance.*

In the absence of a census of school population for the year embraced in this report, it may be safely assumed that the number of children of school age in the Municipality, and who should attend our Public Schools is 1,600. The total number of pupils enrolled on the daily registers was 1,540, ten of whom were about sixteen years of age, thus leaving about 70 who were not in attendance at any school, although some, or all of them, may have been receiving education at home. Of those enrolled, 756 were boys, and 784 were girls. No pupils under the age fixed by the law were allowed to attend. Eight hundred and eighty-five were between the ages of five and ten inclusive; six hundred and forty-five were between eleven and sixteen inclusive; and ten were between seventeen and twenty-one.

One hundred and forty-nine pupils attended school less than twenty days during the year; two hundred and ninety-nine, between twenty and fifty days; four hundred and seventy-six between fifty-one and a hundred days; three hundred and fourteen between one hundred and one hundred and fifty days, two hundred and seventy-eight between one hundred and fifty-one and two hundred days; and twenty-four between two hundred days and the whole year of two hundred and twelve teaching days. Of the last, three attended Miss McNaughton's class; four, Miss Holmwood's; one, Mr. Anderson's; four, Miss Maddock's; two Mr. McLeay's; two, Miss Auld's; three, Miss Jennie E. Smith's; three, Miss Julia Smith's, and two, Miss Short's.

The greatest number of pupils was enrolled in the class taught by Miss Short, being one hundred and fifty-three; the next greatest, one hundred and forty, was in Miss Wilkin's; the next, one hundred and twenty nine, in Miss Ridd's; the next, one hundred and twenty-three, in Miss Wilkinson's; the next, one hundred and eleven, in Mr. Anderson's; the next, one hundred and five, in Miss Maddock's; the next, ninety-nine, in Miss Julia Smith's; the next, ninety-three, in Miss McKeown's; the next, eighty-seven, in Mr. Walker's; the next, eighty-three, in Miss Jennie E. Smith's; the next, seventy-seven, in Miss Ainslie's; the next, sixty-nine, in Miss Holmwood's; the next, sixty-six, in Miss Auld's; the next, fifty-nine, in

Miss Addison's; the next, fifty-four, in Miss Walker's; and the next, forty-six each, in Miss McNaughton's and Mr. McLeay's.

The total aggregate attendance for the first half-year was 83,951, giving an average of 705 $\frac{5}{11}$, and for the second half year, 65,227, giving an average of 701 $\frac{3}{8}$.

3. Studies.

In the first part of the First Reading Book, there were 365 pupils, and 116 in the second part. In the Second Book there were 246, making an aggregate of 727, somewhat less than one-half of all the registered pupils, in the subjects of the First-class. In Second-class subjects there were 336, taught by Misses McKeown, Auld, and Julia M. Smith, and Mr. Anderson. In Third-class subjects, taught by Misses McNaughton, Jennie E. Smith, and Mr. Anderson, who has Third-class as well as Second-class pupils, there were 162. In Fourth-class subjects, taught by Miss Holmwood and Mr. Walker, there were 156. In Fifth-class subjects, taught by Miss Addison and Mr. McLeay, there were 105. And in Sixth-class subjects, taught by Miss Walker, there were 54.

All were in reading; 1,494 were in Spelling; 1,449 in Writing, the same number in Arithmetic; 305 were in Geography as prescribed for the First-class, 498 as prescribed for the Second and Third-class, and 315 as prescribed for the Fourth, Fifth and Sixth Classes. The total number in Geography is thus 1,118. In Linear Drawing there were 931; in Vocal Music, 1,254; in Grammar, 813; of whom 585 were in the Second and Third Classes, and 228 in the Fourth, Fifth and Sixth Classes; 605 were in Composition; 182 in Chemistry and Botany; 174 in Canadian History; 261 in English History; 54 in General History; 69 in Natural History; 89 in Human Physiology; 54 in English Literature; 143 in Natural Philosophy; 159 in Algebra; 100 in Chemistry; 159 in Mensuration; the same number in Book-keeping; and 200 in Gymnastics and Drill. There were none in the subjects of Christian Morals, prescribed for Fourth-class pupils, and Civil Government, prescribed for Fifth and Sixth-class pupils, nor in Domestic Economy, prescribed for Girls in the Fifth and Sixth Classes.

4. Religious Exercises.

All the Schools are opened and closed with prayer. The Ten Commandments are repeated once a week in all but two. In most of them the Scriptures are read once a day. No religious instruction is given by clergymen.

5. Maps and Apparatus.

In all the Schools there were sixty-one maps, nineteen of these, maps of the world, four of the Dominion of Canada, eight of Ontario, twenty-three of the continents, and thirteen of other places.

There were twenty-two black-boards, five of the Schools having two each. There is a terrestrial globe in each of two Schools, and there is school apparatus in only one.

6. Examinations.

Examinations were held in each room at the end of each quarter, and simultaneous examinations were conducted, of which due notice was given to the public, on the last teaching-day of the year. At these there was but a small attendance of parents and others, with the exception of the senior girls' School, at which there were a few Trustees, and a large number of strangers.

7. Reports and Honour Cards.

Weekly reports were regularly sent home with the pupils, and honour cards were awarded to those considered deserving of them; the conditions of receiving the last being that the pupil has not been absent, nor late, nor got a mark for demerit, or imperfect recitation during the week. The cards are printed with a black space for entering the number obtained by the scholar since the beginning of the year.

8. *Visits.*

The total number of visits to all the Public Schools of the town during the year was 377. Of these, 189 were made by the Inspector, on an average of eleven to each School; fourteen by clergymen; three by Municipal Councillors and Magistrates; four by the Judge, thirty by Trustees, and 137 by other persons.

9. *Income and Expenditure.*

The total income for the year was \$7,957.55, comprising a balance on hand at the beginning of \$19.44; Legislative grant, \$824, being \$17 more than for the preceding year, and \$7,114.11 Municipal assessment.

The expenditure has been \$7,889.33, made up as follows:—Paid teachers, \$5,131.24; Secretary and Inspector, \$300; caretakers, \$566.54; rent, \$525; wood, \$657.90; School furniture, \$135.15; purchase of lots, \$229.45; and for other purposes, including stationery, postages, printing, repairs, &c., \$334.05, leaving a balance of \$68.22 in favour of the Board.

The estimated value of assessed property in the municipality for 1875 was \$1,920,360, so that the School assessment amounted to rather less than four mills in the dollar, or one mill less than in 1873 or 1874. The number of pupils enrolled being 1,540, the average cost of each on the total expenditure has been \$5.12, and upon the salaries paid teachers, \$3.33.

10. *Promotions.*

Some time ago the Inspector promoted from one class to another at each of his quarterly examinations, but as the entrance examinations to the High Schools are now limited to two in each year, the Board, in 1874, determined that the promotion examinations in the Public Schools should also be fixed at two. Last year, however, being the first one that the change came into effect, he promoted, at the examination in March, as previously reported to the Board and sanctioned by them, those he judged qualified. There were, therefore, three promotion examinations, instead of two, during the year, with the following results:—

In March, out of a class of 26 at Miss Bruce's, six were promoted, or about 25 per cent.; three out of a class of 23, at Miss H. Maddock's, or about 13 per cent.; none out of a class of 28 at Miss Julia M. Smith's; eight out of a class of 24 at Miss McLagan's, or 33 per cent.; none out of a class of 13 at Miss McNaughton's; three out of a class of 22 at Mr. Walker's, or about 14 per cent.; none out of an advanced class of six at Mrs. Grant's; none out of the third class at Mr. Anderson's, consisting of 18; six out of a class of nine at Miss E. H. Maddock's, or about 66 per cent.; none out of a class of 29 at Miss Holmwood's; two out of a class of 17 at Miss Auld's, being about 12 per cent.; eight out of a class of 12 at Miss Barclay's, or about 66 per cent.; four out of a class of 15 at Miss Wilkinson's, or more than 26 per cent.; four out of a class of 20 at Miss McKeown's, or at the rate of 20 per cent.; and none out of a class of 25 at Miss Addison's. The total number examined for promotion on this occasion was 287; the total number promoted was 44, or a little more than 14 per cent.

In June following, the examinations were again conducted with a view to promotion, and we now give the results:—

At Miss Barclay's, 10 were promoted out of a class of 17, or very nearly 59 per cent.; at Miss Wilkinson's, 5 out of a class of 8, or more than 62 per cent.; at Miss McKeown's, none out of a class of 22; at Mr. Anderson's, 2 out of a class of 18,—all Third-class pupils, or about 11 per cent.—and 8 from Second to Third-class; at Miss E. H. Maddock's, 13 out of a class of 16, or upwards of 70 per cent.; at Miss Hattie Bruce's, 15 out of a class of 17, or 88 per cent.; at Miss Hattie Maddock's, 14 out of a class of 20, or 70 per cent.; at Miss Julia M. Smith's, 8 out of a class of 19, or 42 per cent.; at Miss Auld's, 13 out of a class of 14, or nearly 87 per cent.; at Miss McLagan's, 13 out of a class of 23, or more than 56 per cent.; at Miss McNaughton's, 13 out of a class of 26, or 50 per cent.; at Mr. Walker's, 8 out of a class of 25, or about 32 per cent.; at Miss Holmwood's, 12 out of a class of 36, or about 33 per cent.; at Mrs. Grant's, 4 out of a class of 13, or nearly 33 per cent.; at Miss Addison's, 5 out of a class of 27, or between 18 and

19 per cent. Total number examined, 301, of whom 134, or at the rate of $44\frac{1}{2}$ per cent. were promoted.

In December last another promotion examination was held, and the following are the results:—

At Miss Wilkie's School, who succeeded Miss Barclay, 13 were promoted out of a class of 19, or 68 per cent. ; at Miss Wilkinson's, 18 out of a class of the same number, or 100 per cent. ; at Miss McKeown's, 12 out of a class of 19, or 63 per cent. ; at Miss Short's, 14 out of a class of 17, or 82 per cent. ; at Miss Maddock's, 17 out of a class of 30, or 57 per cent. ; at Miss Julia M. Smyth's, 14 out of a class of 23, or 61 per cent. ; at Miss Jessie E. Smith's, 25 out of a class of 29, or 86 per cent. ; at Miss McNaughton's, 15 out of a class of 23, or 65 per cent. ; at Miss Holmwood's, none out of 27 ; at Mr. Walker's, 3 out of a class of 39, or under 8 per cent. ; at Miss Ainslie's (who succeeded Mrs. Grant), 11 out of a class of 12, or 91 per cent. ; at Miss Auld's, 13 out of a class of 20, or 54 per cent. ; at Miss Ridd's (who succeeded Miss E. H. Maddock), 16 out of 17, or 94 per cent. ; At Mr. Anderson's, 10 out of 16 from the Second to the Third class, or 62 per cent., and 10 out of 13, from the Third to the Fourth class, or at the rate of 77 per cent. ; and at Miss Addison's, 11 out of a class of 26, or 43 per cent. The total number of pupils examined was 342, and of those 208 were promoted, being an average of 60 per cent.

The Inspector has prepared, in a tabulated form, a list of the promotions thus given, and marked it as Appendix I to this Report.

11. Monthly Attendance.

The Inspector has regularly submitted to the Board a Report of the monthly attendance at each School, embracing the following particulars: *First*, the number of pupils enrolled for the month; *second*, the number of boys, and, *third*, the number of girls; *fourth*, aggregate attendance of the boys; *fifth*, aggregate attendance of the girls; *sixth* and *seventh*, average of each; *eighth*, the total aggregate attendance of boys and girls, and, *ninth*, total average attendance, with the sum of each column, and a comparison of each, with the returns for the corresponding months of the previous years.

Appendix 2 contains Tables setting forth these figures for the four last years, omitting the columns occupied with the aggregate and average attendance of boys and girls, and giving simply the general aggregates and averages. The Table shows also the increase and decrease for the corresponding months of previous years.

Referring now to these figures, he finds that the largest attendance, last year, was in the month of May, when 1,129 names were entered on the Registers, and the smallest, in the month of January, when 887 were enrolled. In February, when an additional teacher was added to the staff, there was an increase of 86 on the attendance in January; in March there was a decrease, but in April an increase of 177 over January, and so the numbers vary. Yet, in August, when the attendance is generally small, most probably in consequence of its being a broken month, there was an increase of 92, and in December, the next month of smallest attendance, there was an increase of 105 on the first month of the year. In each of the months there was an increase in the number enrolled till August inclusive. Beginning with September, there has been a considerable decrease, compared with the corresponding months of the previous year. This cannot be accounted for by distance to travel, nor from alleged uncomfortableness of the rooms.

12. Compulsory Attendance.

One provision of the School law now in force is "that every child from the age of seven to twelve years inclusive, shall have the right to attend some School, or be otherwise educated for four months in every year; and any parent or guardian who does not provide that every child, between the ages aforesaid, under his care, shall attend some School, or be otherwise educated, as thus of right declares, shall be subject to certain penalties."

The Annual Report of the Board, as required to be filled up and transmitted to the Education Department, does not enable us to ascertain how many children, between the

ages specified, have been attending School for the prescribed period. As, again, no School census has been taken for the year, the only other source from which such information could be acquired, has not been provided, if even it could be depended on, for experience leads us to think that, in some instances, parents or guardians could not state with exactness the time their children or wards were attending School. Another element to be considered here is the number attending private Schools, for which we possess no reliable data. After all allowances made for the last, and for cases in which it may be presumed education is given at home, it is to be feared that the section of the School Act we have quoted is not complied with in Guelph. We learn from the Registers that 149 scholars have attended less than 20 days; 299 less than 51 days, and if we take one half of the entire number returned as attending between 51 and 100 days, as attending less than "four months," say 80 days, we have 686 children whose education, as enjoined by Statute, is neglected. This state of matters should not be allowed to continue. Against this there are strong public, as well as private, reasons. And the responsibility has been thrown upon School Corporations to see that the provision of the Public School Law does not remain a dead letter. We are persuaded that parents and guardians cannot plead justification for neglecting the education of those under their charge. Our Schools are free. They are conveniently situated. The course of instruction pursued in them is the one that has been appointed by men of high scholastic attainments and experience. An educated people are generally a moral people, for the majority of our criminals is drawn from the ranks of the ignorant. For these and other reasons, School Boards should faithfully execute the trust committed to them, and fulfil the obligation imposed upon them by Parliamentary enactment.

13. *Comparative Financial Statement.*

The Inspector has prepared and subjoined, as Appendix III, a comparative statement of income beginning with the year 1857, when he was appointed Secretary of the Board. The first column is occupied with the years in succession, closing with 1875. The second shows the amounts received as fees from the High and Public School pupils down to 1871, when the Act was passed making all the Public Schools free. Column third, gives the grants by the County Council to the High School. Column fourth, Legislative Grants to High Schools. Column fifth, as to Public Schools. Column sixth shows the sum of these grants. Column seventh shows the amount raised by Town Assessment for the Public Schools. Column eight, for the High School. Column ninth gives the total raised each year by Town Assessment for the High and Public Schools.

By adding the columns, we find that from 1857 till an early date in 1871, the sum of \$15,871,41½ had been raised in fees; and the County Grants to the High School amounted to \$3,925 in twelve years, namely: 1861-2 and 1866 to 1875, inclusive. Government grant to High School from 1875, \$13,433; Town Assessment for that Institute for the same period, omitting 1862, when none was made, \$10,618,27½. Legislative grant to Public Schools, for the nineteen years, beginning with 1857, \$8,969; raised by Town Assessment for the same, \$71,850.03. The total sum received as Legislative Grant for both High and Public Schools, was \$22,402, and from Town Assessment, \$82,468.30½. The total receipts for School purposes, making no mention of the Central School Building, which is still only in progress, but which promises when finished to be one of the finest buildings of the kind in Ontario, from Fees, County, Government, and Town, mount up to \$124,666.72.

14. *Admission Examinations.*

Two admission examinations to the High School have been held during the year, according to the regulations prescribed by the Council of Public Instruction, one in June and the other in December. At the former, eight boys and one girl came forward as candidates for the classical course, and two boys and nineteen girls for the English. Only two of those in the former, and eight in the latter passed in all the subjects, or an average of 33 per cent.

At the examination in December, there were thirty-five candidates, no distinction being made between the courses at the High School. Of that number twenty-four were boys and eleven girls. Thirteen of the boys were successful, an average of nearly twenty per cent., and nine of the girls, an average of nearly eighty-two per cent. Thus twenty-two of the thirty-four

applicants passed, average about sixty-three per cent. In all, then, the promotions to the High School for the year were thirty-two.

The Inspector has not mentioned in his report the inadequacy and unsuitableness of the School accommodation during the last year, because he knows the Board are applying themselves to supply this want, and hopes to see the new building completed and opened before the end of the year on which we have now entered. A new starting point will then occur in the educational progress of Guelph. May it be an auspicious and happy one.

APPENDIX I.

Promotions, 1875.

SCHOOL.	MARCH, 1875.			JUNE, 1875.		
	No. in Class.	Pro-moted.	Per Cent.	No. in Class.	Pro-moted.	Per Cent.
Miss Bruce's	26	6	25	17	15	88
“ H. Maddock's.....	23	3	13	20	14	70
“ Julia M. Smith's....	28	0	00	19	8	42
“ McLagan's.	24	8	33	23	13	56
“ McNaughton's	13	0	00	26	13	50
Mr. Walker's.....	22	3	14	25	8	32
Mrs. Grant's.....	6	0	00	13	4	31
Mr. Anderson's.....	18	0	00	18	2	11
Miss E. H. Maddock's....	9	6	66	16	13	70
“ Holmwood's	29	0	00	36	12	33
“ Auld's	17	2	12	14	12	87
“ Barclay's.....	12	8	66	17	10	59
“ Wilkinson's.....	15	4	26	8	5	62
“ McKeown's.....	20	4	20	22	0	00
“ Addison's	25	0	00	27	5	18
	287	44	15	301	134	44

DECEMBER, 1875.

School.	No. in Class.	Pro-moted.	Per Cent.	School.	No. in Class.	Pro-moted.	Per Cent.
Miss Short's.....	17	14	82	Miss Ridd's.....	17	16	94
“ H. Maddock's.....	30	17	59	“ Holmwood's	27	0	00
“ J. M. Smith's	23	14	61	“ Auld's	20	13	54
“ J. E. Smith's. . . .	29	25	86	“ Wilkie's	19	13	68
“ McNaughton's.....	23	15	65	“ Wilkinson's.....	18	18	100
Mr. Walker's.....	39	3	8	“ McKeown's	19	12	63
Miss Ainslie's.....	12	11	91	“ Addison's.....	26	11	43
Mr. Anderson's.....	{ 10	16	62				
	{ 13	10	77		342	208	60

APPENDIX II.

Attendance.

1872.

	On Roll.	Boys.	Girls.	Aggregate.	Average.
January	851	417	434	11,805	655 $\frac{16}{18}$
February	884	435	449	13,912	662 $\frac{19}{21}$

	On Roll.	Boys.	Girls.	Aggregate.	Average.
March	859	424	435	11,725	617 $\frac{2}{15}$
April	861	402	459	11,917	627 $\frac{4}{15}$
May	913	434	479	15,710	714 $\frac{2}{15}$
June	888	416	472	13,347	667 $\frac{7}{20}$
August	794	377	417	5,873	587 $\frac{7}{10}$
September	961	454	507	14,935	711 $\frac{4}{15}$
October	913	415	498	13,998	608 $\frac{2}{11}$
November	898	415	483	14,623	731 $\frac{3}{20}$
December	882	435	447	10,981	732 $\frac{1}{15}$

1873.

	On Roll.	Boys.	Girls.	Aggregate.	Average.	Increase.	Decrease.
January	827	407	420	11,362	598	—	24
February	865	413	452	13,248	662 $\frac{8}{20}$	—	19
March	907	440	464	15,424	734 $\frac{10}{10}$	48	—
April	1,021	504	517	12,355	686 $\frac{7}{18}$	160	—
May	994	467	527	16,505	750 $\frac{5}{22}$	81	—
June	987	457	530	16,126	767 $\frac{12}{21}$	99	—
August	799	388	411	5,915	591 $\frac{5}{10}$	5	—
September	928	448	480	13,576	617 $\frac{2}{22}$	—	33
October	966	467	490	17,390	756 $\frac{2}{28}$	53	—
November	977	479	498	14,651	771 $\frac{2}{19}$	89	—
December	932	467	465	10,957	684 $\frac{13}{18}$	50	—

1874.

	On Roll.	Boys.	Girls.	Aggregate.	Average.	Increase.	Decrease.
January	880	449	431	12,064	670 $\frac{4}{18}$	53	—
February	941	474	467	15,350	767 $\frac{10}{10}$	76	—
March	949	474	475	16,316	741 $\frac{12}{22}$	42	—
April	1,012	485	527	13,633	757 $\frac{14}{22}$	—	9
May	1,078	515	563	16,877	842 $\frac{7}{20}$	84	—
June	1,072	508	564	16,147	807 $\frac{7}{20}$	85	—
August	948	454	494	7,168	651 $\frac{7}{11}$	149	—
September	1,059	499	560	14,250	647 $\frac{16}{22}$	131	—
October	1,091	515	576	17,140	816 $\frac{4}{11}$	125	—
November	1,104	523	581	16,124	767 $\frac{17}{21}$	127	—
December	1,056	496	560	11,840	740	124	—

1875.

	On Roll.	Boys.	Girls.	Aggregate.	Average.	Increase.	Decrease.
January	887	434	453	11,794	693 $\frac{12}{17}$	7	—
February	973	484	489	12,658	632 $\frac{2}{20}$	32	—
March	956	495	461	11,861	658 $\frac{17}{18}$	7	—
April	1,064	512	552	17,549	797 $\frac{3}{22}$	52	—
May	1,129	534	595	16,640	832	51	—
June	1,082	513	569	16,670	757 $\frac{14}{22}$	10	—
August	979	483	496	8,295	754 $\frac{1}{11}$	31	—
September	1,023	505	518	14,480	658 $\frac{4}{22}$	—	36
October	1,009	513	496	14,562	728 $\frac{2}{20}$	—	82
November	1,033	521	512	16,243	738 $\frac{7}{22}$	—	71
December	992	511	481	11,339	708 $\frac{11}{18}$	—	64

APPENDIX III.
COMPARATIVE FINANCIAL STATEMENT.

Years.	Fees.	County Grant.		Government Grant.		Town Assessment.		
		H. School.	P. School.	Pub. School.	High School			
1856	\$426 68							\$3483 22
1857	729 60		\$600 00	\$384 00	\$984 00	\$2800 00	\$687 15	3487 15
1858	924 45		520 00	384 00	904 00	1634 40	759 22	2393 62
1859	885 30		530 00	272 00	802 00	2049 93	672 07	2722 00
1860	919 00		599 00	277 00	876 00	2643 00	357 00	3000 00
1861	944 20	\$120 00	880 00	337 00	1157 00	2326 00	273 00	2600 00
1862	1074 90	105 00	840 00	441 00	1281 00	2760 67		2760 67
1863	1135 40		840 00	415 00	1255 00	2762 14	369 60	3131 74
1864	1178 25		1000 00	434 00	1434 00	2545 42	215 25	2760 67
1865	1088 25		1040 00	446 00	1486 00	3812 32	441 11	4253 43
1866	1190 00	300 00	880 00	442 00	1322 00	3684 64	230 00	3914 64
1867	1269 62½	300 00	984 00	422 00	1406 00	3122 50	201 00	3323 50
1868	1280 99	300 00	880 00	408 00	1288 00	3058 59	120 22	3178 81½
1869	1373 00	300 00	796 00	423 00	1213 00	3486 62	140 60	3627 22
1870	1503 25	300 00	288 00	420 00	708 00	3362 20	380 18	3742 38
1871	375 00	400 00	776 00	429 00	1205 00	4905 58	946 22	5851 80
1872	Free schools	400 00	706 50	657 00	1363 50	6336 66	1247 70	7584 06
1873		400 00	542 50	757 00	1299 50	7146 64	810 37	7957 01
1874		500 00	387 00	807 00	1194 00	6297 91	1172 79	7470 70
1875		500 00	400 00	824 00	1224 00	7114 11	1594 79	8708 90
Total.	15871 41½	3925 00	13433 00	8969 00	22402 00	71850 03	10618 27½	82468 30½

COUNTY OF GREY, SOUTH.

William Ferguson, Esq.—We are gradually superseding the old buildings with their inconveniences, by substantial, and in most cases, commodious and neat brick, stone, or good frame buildings, constructed more in accordance with modern improvements. We have now 9 brick, 20 stone, and 38 frame School-houses; being an increase of 3 brick, 3 stone, and 4 frame premises during the year.

There are on the General Registers, between the ages of 5 and 16 years, 9,138 children, and of other ages, 516; being a total enrolment of 9,654 pupils; but there are 400 reported between the ages of 7 and 12 years as not attending School at all.

Many of these are prevented by distance, poverty, bad roads, and in some cases no roads at all, and others by less excusable causes. Were section limits abolished, and the Schools thus be left free to all, the attendance would be more general and regular; but until such change is effected, the full benefits of our excellent School system cannot be obtained.

But while we have 9,654 enrolled, as against 9,089 of the year before, we regret that the unusually heavy snow-storms of last winter, measles, etc., during the spring and summer months, and the excessive rains of last fall, have reduced the attendance below that of the year before.

In the 99 Schools there are reported seats and desks for 6,282 pupils only. This inconvenience is less felt from the fact that, to a great extent, one set of pupils attend in winter, and another in summer. But new School premises will still further increase the proportion of accommodation to the School population.

The expenditure by School Trustees amounted to \$49,255, compared with \$42,372 of the year before. The total School Taxes levied was \$30,601.37. The total paid as salaries to teachers, was \$28,130.23; and for buildings and sites, \$11,698.72.

The standing of the Teachers in this Riding are as follows:—

Provincial Second-class, 7; Old County Board, First-class, 8; Old County Board, Second-class, 1; New County Board, Third-class, 86. Total, 102.

Of these, 43 are Presbyterian, 35 are Methodist, 11 are Episcopalian, 9 are Roman Catholic, 2 Congregational, 1 records himself as Christian, and 1, as Protestant.

The highest salary paid is \$500, to the master of the School at Hanover, an enterprising, unincorporated village, in the Township of Bentinck; the lowest salary is \$190, paid to the teacher of a Separate School.

The average salary paid to male teachers is \$333.65; to female teachers, \$258.57; both in advance of last year.

Two teachers' residences have been erected in the Township of Egrement, and more are to be erected next year.

There are reported, 9 Public School, and 32 Sunday School Libraries, the former contains 650 vols., and the latter 5,194 vols., all of which appear to have been generally well-read.

The estimated value of School-houses and sites is \$61,761; desks and furniture, \$6,560; maps and apparatus, \$2,645; library and text books, \$399, making a total of \$71,365.00.

The average length of time the Schools were kept open during the year was 11 months.

Besides the above, there were maintained in the Riding, 91 Sunday Schools, with 4,360 scholars, and 484 teachers.

We have directed attention to the revised programme, which is now more generally observed, the principal exceptions being chemistry, natural history and Christian morals, in the fourth class; object lessons in the junior classes, and music and drawing generally.

One great cause for these omissions is *irregular attendance* of the pupils, preventing that consecutive attention to the special subjects of study, essential to their intelligent appreciation.

During the lengthened periods of absence from School, the faintly comprehended ideas acquired, lose their intensity, and discouraged with the small results obtained, the pupils acquire a distaste for the subjects of which they understand so little.

Another cause of these exceptions is the want of *trained* teachers. Among the many intelligent and hard-working teachers in the Riding, only three are reported as having attended the Normal School at Toronto.

Many display both tact and energy in the management of their Schools, yet their efficiency would have been greatly increased, had they enjoyed the advantages of a regular course of training, or of having received their instructions from teachers who had been so trained. Under these convictions, quite a number have temporarily retired at the close of the year, for the purpose of attending for a time some superior schools, the better to qualify themselves for the successful prosecution of the duties of their chosen profession.

In justice to the large number of successful candidates at the last County examination, I have declined to give any *provisional* examinations as long as certificated parties were at all available.

In conclusion, I may just add that, in view of both past successes and existing defects, we are urged to renewed exertions in promoting the increased improvement of our Schools, and the more complete educational development of our School population.

TOWN OF DURHAM.

The Town of Durham has, at considerable cost, erected a two-storey brick School-house, of very respectable dimensions, where all the circumstances will be more favourable, both for instruction and discipline, than under the previous arrangement. The new premises were opened shortly before the close of the year.

The staff is composed of a master,—who holds a First-class Provincial Certificate,—and two assistants, one holding a First-class County Certificate, the other a new Third-class ditto, under whose management there was good progress made, notwithstanding the serious drawbacks associated with the old premises.

The introduction of improved patent desks, with the hinged seat, would not only be more in keeping with the new premises, but would also greatly promote the comfort, health, and self-respect of the pupils.

The Town of Durham also possesses a Mechanics' Institute Library of some 500 volumes, which is largely patronized, and considerably enlarged from year to year.

COUNTY OF MIDDLESEX, EAST.

John Dearness, Esq.—I have the honour to submit herewith my annual report on the Public Schools of the Eastern Inspectoral Division of the County of Middlesex, for the year ending 31st Dec., 1875, during which year I visited every School in the division (with one exception) twice, and several three times. At each visit, I record the name and standing, according to examination, of every child, which record, on being compared with the report of the previous visit, enables me to judge correctly of the progress of the Schools, as a whole, as well as of the individual pupils. The result of these comparisons shows fair progress in a large percentage of the Schools; in some excellent, in spite of three great drawbacks, which are so general as to deserve special mention and consideration:—

1. Irregularity of attendance.
2. Frequent changing of teachers.
3. The large proportion of untrained and inexperienced teachers.

In answer to the question, "What are the chief obstacles to the advancement of the School?" teachers, whether rural or town, almost invariably answer—"Irregular attendance," and certainly, under the existing conditions and customs, there is no greater obstacle. It disorganizes the classes, and discourages both teacher and pupils. It should be regarded as important that the child of from seven to twelve years of age, if not in some way incapacitated, should be in his place to receive instruction, as that the teacher should be present to impart it. The law compels a man, even having no children, to help in providing the means of furnishing the children of the section with an education; consequently (to be consistent), it should also enforce attendance of the children. In recognition of this fact, the compulsory education measure was embodied in the School Act of 1871 and 1874. It was carried out in several School Sections of the Division in 1875, and is likely to be enforced generally this year. Perhaps imposing a small rate bill for each unnecessary day's absence of children from eight to eleven years of age, might have the effect of insuring more regular attendance.

Frequent changing of teachers is admitted on all hands to be a great evil. However, cases do exist where a change is beneficial to both school and teacher. A teacher with undiminished zeal and fidelity should do one quarter more work, the second year he is in a school, than he did the first. If such be the case, you will agree with me that frequent changing of teachers is a great obstacle to the progress of education in this division, where it is known that not less than eighty-three per cent. of the schools had a change of teachers since my appointment about twenty months ago, and in this particular I am willing to wish, but have no reason to believe, we are worse of than other counties. Trustees are considerably to blame, but probably not more than the present system of granting third-class certificates.

To the great necessity of training or experience I referred at some length in my last annual report, and since that time have seen reason only to confirm the opinions therein expressed. It is astonishing that popular opinion does not become more rapidly educated to the urgent need of professional training for those who aspire to the exceedingly important and critical position of teachers of youth. For 1875, only 13.5 per cent. are reported as Normal School teachers. One of the best trainers is experience, but it has the disadvantage that it comes late—too late in fact, when we consider that, notwithstanding that there were three teachers of over thirty years' experience, one nearly twenty-five, and three others over fifteen, yet the average length of experience in the division (male and female) was only 4.75 years. Hence, the average teacher has hardly more than served his apprenticeship. How much more good might he have done if he had had his training at the beginning instead of at the conclusion of his labours! In rural sections, the average male teacher's experience was 5.8 years; females, 3.45. Our school system cannot become entirely successful until some means are adopted of ascertaining of every candidate for certificate how he can teach, as well as what he has learnt. It is a growing opinion that persons are allowed to take charge of a school at too early an age (males, 18; females, 16). It is the highest privilege and duty of a teacher to study, mould and improve the character of those entrusted to him. This cannot be as well done by one whose own character is not matured.

The following tabulated statistics compare favourably with those of last year:—

	Expenditure for School purposes.	Rate on Equal Co'y Assessment per \$.
Biddulph.....	\$ 5,561 61	\$0 0044
Delaware.....	2,975 90	.0039
Dorchester, N.....	6,959 39	.0044
London.....	14,701 64	.0034
Nissouri, W.....	6,921 52	.0043
Westminster.....	8,622 53	.0027
London East.....	6,436 64	.013
Lucan.....	2,424 56	.024
Petersville.....	878 83	.007

For building, Lucan paid \$1,157,75, and London East \$3,300,00, hence their higher rates.

Teachers in the various townships average:—

	Male Teachers.	Female Teachers.	Ave. Male.	Ave. Female.	Highest Salary Paid.
Biddulph.....	6	5	\$380	\$262	\$480
Delaware.....	3	3	412	270	475
Dorchester, N.....	9	5	415	278	500
London.....	21	6	390	248	480
Nissouri, W.....	4	8	358	295	380
Westminster.....	7	13	390	290	500

London East paid two masters \$600 each; Lucan and Petersville, \$500.

The average male teacher's salary in the whole division is over \$400; females, about \$270. In Dorchester N., one lady teacher was engaged at \$500 per annum.

There is an increase over the preceding year of nearly 150 in the number of pupils enrolled. There is also a proportionate increase in the average attendance, notwithstanding that the winter of 1875 was so unfavourable to attendance, owing to its unusual severity and the deepness of the snow.

	No. enrolled.	Average.	Percentage reg. attendance.
Biddulph.....	986	429	44
Delaware.....	491	227	46
Dorchester N.....	1,336	509	38
London.....	2,153	953	44
Nissouri W.....	933	470	50
Westminster.....	1,738	765	44
London East.....	962	349	36
Lucan.....	277	150	54
Petersville.....	321	144	44

Total number enrolled, 9,297, of which there are 421 more boys than girls.

School Accommodation.

In the division, including village and separate Schools, there are 97 School-houses, 63 brick, 28 frame, and 6 log. The total estimated value of School property is \$131,477.00. During 1875, several of the Schools were improved by being furnished with new desks, and the black-board accommodation increased. Several sites were enlarged, fences built, and necessary conveniences provided. Excellent School-houses built in S. S. No. 13, (London Township), S. S. No. 2, Nissouri E., and in London East, the Anderson School, which was opened with great eclat about 1st Oct. The two latter were furnished in the most modern and approved manner.

Section Assessments.

I desire again to draw attention to the disparity between School rates paid in different sections. It may be to some an unpleasant subject of consideration, nevertheless justice demands the direction of attention to it. During 1875 the two most heavily burdened sections were relieved; one a section of 1,300 acres of ordinary farm land was broken up and apportioned to adjoining sections; the other, No. 12, Biddulph, which was paying between three and four times as high a rate as the adjoining sections west, several of the children of which were being educated in No. 12, was formed into a union section. The following Table speaks for itself:—

	Lowest assessment of any Section.	Highest.
Biddulph.....	\$37,370	\$60,390
Delaware.....	31,870	51,150
Dorchester N.	35,300	112,525
London	71,469	236,000
Nissouri W.	39,320	52,255
Westminster	64,430	256,325

The assessments vary so much in different townships that this table does not afford comparison between sections in different townships, but only different sections in the same townships. Nissouri W. and Delaware are the most equally divided. In the former, there are only three sections that are not assessed between \$40,000 and \$50,000.

Our Teachers' Association exerts great influence for good, the results of its work are quite marked in many of the Schools, particularly in those taught by the more energetic and enthusiastic portion of the young teachers. During the year we had three well-attended and exceedingly useful meetings, held in this handsome chamber, for the use of which we are indebted to the kindness of this Council. At these meetings, questions on modes of teaching, organizing and governing Schools were discussed, the older teachers cheerfully giving the results of their long experience. Our membership, I am glad to say, is not confined to the county, nor even to the profession. All teachers in the division are *ex-officio* members, and any other persons of good character may become members, whether living in the county or city. Among the most useful members we number some of the city teachers. This building has been too small for our last two meetings, and as the next is likely to be much larger than either, at our request the City Council has kindly granted the use of the City Hall, in which place the Hon. Adam Crooks, Minister of Education, and others will address a public meeting on Friday evening, 9th June, and to which the Warden and members are cordially invited.

Perhaps I may refer at greater length in some future report to the subject of morals and manners. Suffice it to say, at present, that about 80 per cent. of the teachers open and close their Schools with reading a portion of Scripture and prayer. Several, in accordance with a hint dropped at the Association, open with reading and prayer in the morning, and close the day's exercises with singing and prayer.

In conclusion, I desire to bear testimony to the harmony and good feeling so generally evinced, and to the ready assistance and co-operation I have almost invariably received from teachers, trustees and people, in carrying out proposed school reforms.

COUNTY OF KENT.

Edmund B. Harrison, Esq.—The trustees had on hand at the commencement of the year 1875, a balance of \$7,878.86, and received during the year the following sums:—Government Grant, \$4,887.15; Municipal Grant, \$4,822.56; School Tax, \$43,018.41; and from all other sources, \$9,589.94½; making a total of \$70,196.92½.

The trustees expended for teachers' salaries, \$39,516.99; repairs, &c., of School-houses, \$3,025.05½; purchase of School-sites and building School-houses, \$14,619.40; Libraries, Maps, and Apparatus, \$427.73; Incidental expenses, \$5,408.54½; making a total expenditure of \$62,997.73.

The balance on hand on December 31st, was \$7,199.20½. The total amount of debts due by the trustees for building, was \$14,043.75 ; for all other debts, \$1,133.74.

The cost per annum for each pupil estimated on the number of pupils of all ages on the daily registers of the Public and Separate Schools, and the total expenditure was about \$5.82 ; in 1874, \$5.60. The cost per pupil, estimated on the average attendance, and the total expenditure, was \$7.70 ; in 1874, it was \$7.50 ; and in 1873, it was \$7.75.

The cost per pupil, estimated on the number of pupils of all ages on the daily Registers, and the amount paid to teachers, was \$3.65 ; in 1874, it was \$3.08. The cost per pupil, estimated on the average attendance, and the amount paid to teachers, was \$4.83 ; in 1874, it was \$5.13.

The number of pupils of all ages enrolled on the daily registers, was 10,820, of whom 10,139 were between the ages of 5 and 16.

About 11 per cent. attended less than 20 days ; about 22 per cent. less than 50 days ; 29 per cent. less than 100 days ; 22 per cent. less than 150 days ; 14 per cent. less than 200 days ; and about 2 per cent. over 200 days.

Including the Town of Bothwell, there were 127 teachers employed on the 31st day of Dec., or the close of the year. Two of these held 1st Class Provincial Certificates ; twenty-one, 2nd Class Provincial Certificates ; one, a 1st Class Old County Board Certificate ; one, a 2nd Class County Board Certificate ; ninety-five, 3rd Class new County Board Certificates, and seven, Interim Certificates.

The highest salary paid to a male teacher, not including the Town of Bothwell, was at the rate of \$660 per annum, and the average was \$388.97, being an increase of \$27.24. The average salary paid to a female teacher was \$264.32, being a decrease of \$7.91.

I do not think it would be advisable at the present time (notwithstanding the advice of the press), to refuse the renewal of Third-class Certificates to deserving teachers. To act otherwise, now, would be the means of obliging Trustees to reject many who have some experience, and are doing fair work, and to employ those who have little or no experience. Neither would it be judicious to create a Grade C for the 2nd Class, as the present Grade B is sufficiently low for a Provincial Certificate. The County Boards have it in their power, after giving due notice, to increase the standard, by making the examinations more stringent, which will be done very soon.

What is required at the present time, in my opinion, is not a greater number of subjects, but a more thorough knowledge of the present subjects, and a greater aptitude in imparting them. If the value of the pupil teacher system were better understood, it would be soon adopted in this country, and our future teachers would have the means of being better trained.

Unless the remuneration given to teachers is more in accordance with what is given in other professions, it will be useless to expect that teachers will remain in a profession which offers smaller remuneration than other professions for the exercise of every "nerve and sinew of mental power," and the "use of the peculiar talents of nearly every other honourable profession."

The compulsory clause having been enforced during the past year in a few sections, will gradually extend to other sections.

During the past year several new and commodious School-houses have been erected. The school accommodation is now sufficient for about 72 per cent. of the resident population between the ages of 5 and 16 years.

The increased value of property in any place, amply repays the necessary expense and trouble incurred in planting shade trees ; but in a country like this it is necessary for the comfort of the pupils, and an important factor in their education, to have the play-grounds planted at least with suitable shade trees. This has been done in a few instances, but it should be done in so many instances as to render it a matter of impossibility to find a single play-ground without its shade trees.

TOWN OF CHATHAM.

Rev. A. McColl.—I have to state in general, that the progress which the Public Schools have made is marked, and such as gives ground for much promise for the future. †

It is not only necessary that a system of education be good, but that it should be in-

telligently conducted, and vigorously worked. To attain this result, the public mind must be so educated as that those influences will be guarded against, and weakened, if not wholly prevented, which, even under a free Government, interfere with its working, and render it less successful than otherwise it would be. This is also a matter of time. Where too much is expected, there must be disappointment. When a piece of machinery is complicated, a slight defect may entail a very serious loss; but when it bears the marks of wisdom and sagacity, there are elements called into exercise which tend to correct or remove the evil, or at least, diminish it; and submission to a lesser evil, and only temporary, is less difficult when it is seen that it cannot be immediately removed without inflicting a greater inconvenience. Where there is vitality there is growth, and time is necessary to develop its energies and produce its appropriate benefits.

Chatham has not escaped the fluctuations to which other towns, as well as cities, are liable. Commercial depression, while it affects every other walk of industry and department of activity, exempts not Schools from the natural results.

As the Separate School (R. C.), has attained to an unwonted degree of efficiency, from its capacities for accommodation and otherwise, there is, to a larger extent than formerly, a withdrawal from the Public Schools of a class which was found scattered through them all. The Princess St. School (Colored), was exposed to some disadvantage during the past year, in consequence of the protracted illness of Miss Harvey, who was at last constrained to resign her position as teacher. Miss Tillman, who succeeded her, unexpectedly abandoned her charge, and removed to a foreign country.

The Board sustained, in the death of Mr. Alex. Park, the loss of an efficient and promising teacher.

There have been admitted into the High School, Chatham, during the year 1875, six pupils from the Public Schools of this town. There was no addition made to the library during the past year; there was, however, a certain sum put in the estimates for the present year.

The examinations are quarterly, and occupy, each, about two weeks.

COUNTY OF ESSEX. No. 1.

Theodule Girardot, Esq.—I have the honour to submit to your consideration the following Report of the Public and Separate Schools of Division No. 1, Essex, for the year 1875.

Three new School-houses were built this year, one in S. S. No. 1, Anderson. This section is composed of coloured people, for the most part poor, and who have made great sacrifices to put their School on a good footing. One in No. 1, Sandwich West. This section is one of the most important in the Township, in regard to School population; the old School-house not being according to law, the Trustees felt that their School was behind those of the neighbouring School Sections in regard to School accommodation. Being also anxious to comply with the law, they made up their minds to build a good School-house. They were supported by a respectable number of ratepayers; but I am sorry to say, that they met a strong opposition from some others. Notwithstanding, they succeeded in building one of the best Schools in the Township. To the credit of the section, it is my duty to state, that the money necessary to build the said School, was all raised in the same year, and that the great majority of the ratepayers are now satisfied with what has been done.

The third new School house is a handsome brick building. It was built through the energy of the Rev. Father Fitzpatrick, by the supporters of the R. C. S. S. of No. 4, Maidstone.

Two new S. S. very much needed, have been formed in Tilbury West; the Trustees of those sections are now building good School-houses, which will be ready early in spring. I have already mentioned in my former reports, that this Township holds one of the first ranks in regard to education, among the Townships of Essex. I think it is my duty to add, that the Trustees of School Section No. 5, have repaired and put their School in a state which leaves nothing to be desired, and that the Township Council have appropriated \$655.00 for Municipal School Grant, when they were only required to appropriate \$353.00. Their grant last year was also nearly double the Government grant. Another new School Section has also been formed in the Township of Maidstone. The zealous Trustees of this new School Section are putting up a substantial School-house which will soon be ready to receive

the pupils of the section. The Trustees of School Section Nos. 1, 3, and 5, of the same Township, have built additional rooms for assistant teachers* which were very much needed in those populous sections.

I am happy to say, that after 1876 there will not be two School-houses in North Essex, which will not be according to regulations. The increase in the average attendance has been, during the first six months of 1875, 112, and during the last six months, 58 over the same attendance during 1874.

The increase of 1874 over the previous year was larger than that of 1875; but this can be accounted for if we consider that the many and heavy crops we had, caused the farmers to keep their children at home to work. However, I regret to say that there is a great neglect amongst some of them to send their children to School; some do not send them at all, others keep them at home for a trifle. When I consider that we have a school population in the rural districts of North Essex of 5,864, and that only 3,998 are recorded on the School registers as having attended School, more or less, and that about 250 between seven and twelve did not attend School at all, or went less than 80 days, I cannot help saying that, notwithstanding all that has been done, we have yet much to do in regard to education.

I have done all I could to induce the School Trustees to put in force the compulsory clause, but it has been in vain. The majority of them are well disposed, but they do not seem to like to act on the subject. Several promised to do their duty this year; I hope they will fulfil their good intentions, for I think that those parents who deprive their children of the welfare of education are their greatest enemies.

The Teachers' Institutes that I have held for the second time at Belle River and at Sandwich, have done a great deal of good. All the teachers of my inspectorate, with but a few exceptions, have attended these Institutes, where the best methods of teaching the different branches required by the programme were ably discussed. The teachers took a great interest in these discussions. I have no doubt that our Schools will derive much benefit from the uniformity of method of teaching, which will necessarily follow from these Conventions.

Our teachers are so well-disposed, that it is a pleasure for me to continue the holding of these Institutes every year. Most of the teachers of North Essex have 3rd class certificates, only a small number have 2nd and 1st class. The number of qualified teachers not being sufficient to fill all our Schools, I had to give a few interim certificates, in order to fill vacancies. I have much pleasure in stating, that, as a general rule, our 3rd class teachers are doing well; many of them manage their Schools in a manner which leaves nothing to be desired. It is true, that a few stick too much to the old routines, but I am happy to state that this said class of teachers is decreasing every year, for the reason that they receive encouragement neither from the School Trustees, nor from the Inspector. As it is nearly impossible for the 3rd class teachers to obtain a higher grade without attending the Normal School, and our county being so far from Toronto, I could only induce a few to attend it. Otherwise, the lady teachers generally get married after a few years teaching, so they do not think it worth while to go to Toronto. Consequently we will have to be contented with 3rd class teachers for years to come. I am also pleased to state that, although times are very hard, the salaries of the teachers have remained unchanged.

Sandwich Town.—The Schools in the Town of Sandwich continue to be conducted in a very creditable manner. The Board of School Trustees are always well-disposed, and have erected in the course of the year, a good School-house, for the use of the coloured people; they have also erected two good sheds for the use of School No. 1 and No. 2. I believe that the Town of Sandwich has nothing to envy in regard to education, to any other municipality of its size.

R. C. Sep. S. of Amherstburgh.—This School is continuing to progress. In regard to the management of the junior department of boys and the two departments of the girls, by the good Sisters of J. M. J., I cannot but repeat what I have said in my previous reports. The R. C. of Amherstburg are really lucky to have such ladies to take care of their school. The Senior Male Department has progressed remarkably well under the care of M. Irénée Girard, the head teacher. Through the zeal of the Rev. Deau Laurent, who spares nothing to encourage education, a splendid school-house, 80 by 30, has been erected in the course of the year, for the use of the male departments. The building is

quite an ornament to the town, and cost between four and five thousand dollars. The school trustees, the supporters of the school, the St. John the Baptist and Temperance Societies have nobly supported their worthy pastor in his undertaking. Although they had, as a separate school, to struggle with many difficulties, only a small balance remains due on the building.

In conclusion, I cannot refrain from expressing the great satisfaction I have always experienced from the cordial co-operation of the teachers, trustees, and all other friends of education, in endeavouring to advance the educational interest in North Essex.

CITY OF KINGSTON.

Professor N. F. Dupuis, M.D.—Condition of Library.—The library is sufficiently large for the accommodation of the city. It is well kept and extensively used. The books are gradually replaced or augmented by new ones purchased from time to time, some \$40 or \$50 being set apart yearly for that purpose.

School Accommodation.—This question as asked in each report is scarcely applicable to cities, since it is not the accommodation furnished by each individual School building which we have to take into account, but the accommodation furnished by the whole.

In this sense I think there is accommodation at present, but there is certainly not much to spare. Should the accommodation at any time become insufficient, I have no doubt that the Board of Trustees would immediately see that an additional amount was furnished.

Obstacles to the Advancement of the School.—I am not aware that there are any particular obstacles to the advancement of the Schools, except occasional truancy and parental indifference. But on the other hand I think that the people generally are quite satisfied, and in many cases highly pleased, with the progress which the Schools have made during my term of Inspectorship.

During the whole period of my Inspectorship I promoted the children from class to class, and, as occasion might require, from School to School, by personal examinations held half-yearly for that purpose. These were different from the general examinations, and dealt with the higher grades in the classes only.

During the year 1875 I promoted in this way about 450 pupils.

On the evening preceding the opening of the summer holidays, I arranged a school exhibition in the City Hall, at which all the promoted children were present, and in the exercises of which they all took part. The exercises consisted of reading, recitations, educational exercises and singing, and were received in the most enthusiastic manner by the audience. I believe that exhibitions of that character please both parents and children, and tend very strongly to increase the popularity of the schools.

At the close of 1874 I tendered my resignation, but the School Board refused to accept it, and I consented to act for another year. At the close of 1875, however, finding that I could not attend to school work and my professional duties at the same time, I again tendered my resignation and insisted upon its being accepted. The Board then accepted my resignation, and appointed Mr. W. G. Kidd as my successor.

And thus, after a service of four years, in which I believe I have conscientiously done my duty, and have endeavoured (and have to a satisfactory extent succeeded in my endeavours) to raise the schools to a position above that in which I found them, my connection with them ends.

APPENDIX C.

MINUTES OF THE COUNCIL OF PUBLIC INSTRUCTION.

During the year 1875, the following gentlemen were elected Members of the Council of Public Instruction:—Professor Daniel Wilson, LL.D., by the High School Masters, *re-elected*, and David Mills, Esq., M.P.P., by the Public School Inspectors, *vice* Samuel Casey Wood, Esq., M.P.P., retired.

MEETING, 2ND FEBRUARY.

No. 383.]

COUNCIL ROOM, EDUCATION OFFICE, February 2nd, 1875.

The Council met, pursuant to notice, at three o'clock p.m., the Very Reverend H. J. Grasett, B.D., in the chair.

Present.—The Chairman.

The Chief Superintendent of Education.

The Reverend J. Jennings, D.D.

His Grace the Most Reverend J. J. Lynch, D.D.

Hammel M. Deroche, Esquire, M.A., M.P.P.

James Maclellan, Esquire, M.A., Q.C., M.P.

The Reverend J. Ambery, M.A.

The Reverend S. S. Nelles, D.D.

The Reverend A. Carman, D.D.

Daniel Wilson, Esquire, LL.D.

Samuel C. Wood, Esquire, M.P.P.

Goldwin Smith, Esquire, M.A.

1. The following communications were laid before the Council :—

2089. From the Very Rev. Principal Snodgrass, Kingston, on his absence.

14548. From Mr. Charles Camidge, of Niagara, referring to previous correspondence.

14431. From the Inspector of Public Schools, Toronto, on the introduction of books on Drawing.

14911. From Messrs. James Adam & Co., Toronto, submitting an Historical Chart.

15454. From Mr. John Lovell, Montreal, on the revision of the General Geography.

108. From the Rev. Professor Young, in answer to a communication respecting the revision of the English Grammars.

211. From Miss Kate Hagarty, Toronto, respecting her appointment in the Model School.

15523. From Messrs. J. Campbell & Son, Toronto, respecting the revision of their Geography.

829. From the same, submitting a number of Text Books for approval.

1796. From the same, with specimens of binding for First Book, for approval.

625. From Mr. John Lovell, applying for permission to print the authorized Readers and Spelling Book.

283. From the same, on the Elementary Arithmetic and History of Canada.

1850. From the same, on the revision of Geographies.

1950. From the Rev. J. W. Shearer, submitting his "Combination Speller," and testimonials.

2009. From Messrs. Adam, Stevenson & Co., submitting books for approval.

1122. From the High School Inspectors, respecting an allowance for travelling expenses.

1861. From the Principal of the Normal School, on the course of study.

Also, applications from nine teachers for pensions.

2. The report (2018) of the Committee on Regulations and Text Books was read, and on motion of the Chairman (Professor Wilson), seconded by the Chief Superintendent, was adopted, the rule requiring a day's notice being suspended.

3. The Chief Superintendent gave the following notices of motion :—

1. That the Books for free High and Public School Libraries, and for Prizes in the High and Public Schools shall be supplied by the Education Department to Municipal and School Corporations at cost.

2. That Mr. John Lovell be permitted to print the series of five Readers and the Spelling Book or Companion to the Readers, upon the same conditions as other publishers.

3. That the application of the Inspectors of High Schools be recommended to the favourable consideration of the Lieutenant-Governor in Council; and that a sum of not less than two hundred dollars be granted to each of the Inspectors for travelling expenses.

4. Dr. Wilson gave the following Notice of Motion :—

“That a special Committee be named by the Council to take into consideration the working of the Book Depository, in reference to the supply of the best class of books for prizes and School libraries ; and also in reference to the general interests of the Province with regard to the free circulation of literature through the ordinary trade channels, with power to call for all requisite information from the officers of the Education Department.

5. Prof. Smith gave the following Notices of Motion :—

1. That the Council desire that the School Books sanctioned by them should be pervaded, wherever morality is concerned, by the sentiment of a Christian community ; but they do not consider themselves authorized, or deem it within the line of their duty, to circulate any statements or religious doctrine or anything in the nature of theological discussion. That this be an instruction to the Text Book Committee.

2. That the Committee on Text Books be authorized, when any change of Text Books shall have been approved by the Council, to give notice through the *Journal of Education* of the proposed change.

6. Mr. Maclellan gave the following Notice of Motion :—

That the names and prices of books submitted by booksellers or others to the Council, and approved, be published in the next number of the *Journal of Education*, with the dates at which the same books were received at the Department, and laid before the Council for examination.

7. *Ordered*, That with respect to the communication of Mr. Camidge, the Council, having regard to what has already been done in the matter therein referred to, do not deem it necessary to take further action.

8. *Ordered*, That a communication be sent to Mr. Shearer, thanking him for his letter and the book that he has submitted ; but that he be informed that the Council do not regard it as within the line of their duty to examine and pronounce an opinion upon any inventions of the kind.

9. *Ordered*, That the specimens of binding submitted by Messrs. Campbell for the first book be not approved, the Council preferring the style formerly sanctioned.

10. The other letters on Text Books were referred to the Committee.

11. The following applications for pensions from the Superannuation Fund were considered and approved.

709. Mr. Timothy D. Coglon, of Kingston, 29 years' service.

15325. Mrs. Elizabeth Greerson, of Port Hope, 27 years' service.

14749. Mr. Levi T. Hyde, of Haldimand, 17 years' service. Conditional on an annual medical certificate being produced.

15467. Mr. Michael McAuliffe, of Maidstone, 23 years' service.

14356. Mrs. Isabella McQueen, of Winnipeg, 16 years' service.

830. Mr. Jacob Tyndall, of Ottawa, 20 years' service.

11736. Mr. Chas. F. Russell, of Napanee, 19 years' service. Conditional on an annual medical certificate being produced.

14543. Mr. Robert H. Wickman, of Camden East, 33 years' service.

1909. Mr. William Watson, of Weston, 24 years' service.

12. It was then resolved that the rule requiring a day's notice be suspended, and that the Council do now proceed with the consideration of the motions of which notice was given this day.

And the first four motions having been considered, it was

13. *Ordered*, That a special Committee be named by the Council to take into consideration the working of the Book Depository in reference to the supply of the best class of books for prizes and school libraries, and also in reference to the general interests of the Province with regard to the free circulation of literature through the ordinary trade channels ; with power to call for all requisite information from officers of the Education Department ; and pending such investigation, that the Department continue to act on the principle hitherto in use, with regard to prices of books.

That such Committee consist of the Chief Superintendent, Mr. Goldwin Smith, Professor Ambery, Mr. Deroche, Mr. Wood, Mr. Maclellan, and the mover, Professor Wilson.

14. *Ordered*. That Mr. John Lovell be permitted to print the series of five Readers, and the Spelling Book or Companion to the Readers, upon the same conditions as other publishers.

15. *Ordered*, That the application of the Inspectors of High Schools be recommended to the favourable consideration of the Lieutenant-Governor in Council; and that a sum of not less than two hundred dollars be granted to each of the Inspectors for travelling expenses.

16. *Adjourned* to Wednesday, 3rd February, at three o'clock p.m.

(Certified), ALEX. MARLING, (Signed), H. J. GRASETT,
Clerk of the Council. Chairman.

MEETING, 3RD FEBRUARY.

No. 384. COUNCIL ROOM, EDUCATION OFFICE, 3rd February, 1875.

The Council met, pursuant to adjournment, at three o'clock p.m., the Very Rev. H. J. Grasett, B.D., in the chair.

Present.—The Chairman.

The Chief Superintendent of Education.
The Reverend J. Jennings, D.D.
James MacLennan, Esquire, Q.C.
The Reverend S. S. Nelles, D.D.
The Reverend A. Carman, D.D.
Daniel Wilson, Esquire, LL.D.
Samuel C. Wood, Esquire, M.P.P.
Goldwin Smith, Esquire, M.A.

1. The minutes of the preceding meeting were read and approved.

2. The following communications were laid before the Council :—

284. Being the Report of the Central Committee of Examiners, naming the successful competitors for the medals for 1874.

15111. From the Principal, on an appointment in the Model School.

2090. From the Rev. J. W. Shearer, respecting his proposed lecture.

3. The Rule requiring notice having been suspended, it was

Ordered, That the medals granted by the Council to the candidates for Public School Teachers' Certificates, who passed the best examinations in 1874, be awarded as follows :—

The Gold Medal	Mr. Isaac James Birchard.
“ First Silver Medal	Mr. Archibald Smirl.
“ Second do	Mr. Joseph Standish Carson.
“ First Bronze Medal	Mr. Morris Johnson Fletcher.
“ Second do	Mr. Edwin D. Parlow.

4. *Ordered*, That the appointment of Miss Kate Hagarty as third assistant teacher, in the Girls' Model School, temporarily made by the Chief Superintendent, be confirmed.

5. The British History and the Outlines of General History, with the manuscript revision thereof by the Committee, were laid before the Council and approved.

6. The Report (2,106), of the Committee on the Course of Study in the Normal School was read and adopted.

7. The motions of which notice had been given by Professor Smith having been considered, it was

Ordered, That the Council desire that the School Books sanctioned by them should be pervaded, wherever morality is concerned, by the principles and sentiments of a Christian community, but they do not consider themselves authorized, or deem it within the line of their duty, to sanction any statements of religious dogma of a sectarian character, or anything in the nature of theological discussion. That this be an instruction to the Text Book Committee.

8. *Ordered*, That the Text Book Committee be authorized, when any change of Text Books shall have been approved by the Council, to give notice through the *Journal of Education*, of the proposed change.

9. The rule requiring a day's notice having been again suspended, the following notice of Professor Smith was adopted.

Ordered, That the following notice be inserted in the *Journal of Education* :

"The Council of Public Instruction desire to make it known to authors and publishers, that they have at present before them no History of Canada which appears to meet the requirements of Schools ; and that they would gladly take into consideration the claims of any new work on the subject, which might be submitted to them with a view to its adoption as a Text Book.

10. The minutes were read and approved.

11. *Adjourned*.

(Signed),

H. J. GRASSETT,
Chairman.

(Certified),

ALEX. MARLING,
Clerk of the Council.

MEETING, 4TH MAY.

No. 385.]

COUNCIL ROOM, EDUCATION OFFICE, May 4th, 1875.

The Council met, pursuant to notice, at three o'clock p.m., the Very Reverend H. J. Grasset, B.D., in the chair.

Present.—The Chairman,

The Chief Superintendent of Education,
The Honourable William McMaster,
The Right Reverend T. B. Fuller, D.D.,
James MacLennan, Esquire, Q.C.,
The Very Reverend William Snodgrass, D.D.,
The Reverend John Ambery, M.A.,
The Reverend S. S. Nelles, D.D.,
Daniel Wilson, Esquire, LL.D.,
Samuel C. Wood, Esquire, M.P.P.,
Goldwin Smith, Esquire, M.A.

1. The following communications were laid before the Council :—

- 2583 From the Treasurer of the Law Society, acknowledging receipt of letter.
3312 From Mr. W. Warwick, on the publication of certain Text Books.
6951 From Messrs. J. Campbell & Son, for permission to print certain books.
2781 From Mr. B. M. Brisbin, B.A., for a certificate of eligibility as Head Master.
13168 4168 From Mr. J. B. Hamilton, M.A., to the same effect.
6118 From Mr. R. Unsworth, B.A., to the same effect.
6851 From Mr. John R. Ross, M.A., to the same effect.
4107 From the Honourable the Treasurer of the Province, replying to letter respecting the salaries of High School Inspectors.
5595 From Rev. W. H. Withrow, for information as to the Canadian History.
5471 From Mr. C. P. Simpson, submitting his Geographic Charts.
8412 From the same, on a system of Phonography.
2660 From the Agent of Adam's Historical Chart.
5796 From Messrs. Copp, Clark & Co., submitting certain books.
3666 From the Education Department, London, on the subject of English Grammar Text Books.
6119 From the High School Inspectors, being a scheme for the payment of the High School Grant.
3368 From the High School Board, Drummondville, recommending amendments to the Regulations.

- 4265 From the High School Board, Goderich, recommending amendments to the Regulations.
 5616 6928 From Mr. W. Badger, on a proposed Arithmetic.
 4031 From Professor Roberts, on the Agricultural Text Book.
 3715, 4715, 5620 From Mr. J. Jepson, on the Tonic Sol Fa System, and report thereon.
 3668 From the Science and Art Department, London, on Drawing Books.
 5184 From the Toronto Teachers' Association, on the Text Books on Geography.

2. Reports of the following Committees were presented:—

(6508) On Regulations and Text Books.

(7042) Special Committee on Supply of Library and Prize Books.

3. The Rule requiring notice of motion was suspended.

Ordered, That Messrs. Campbell be informed that they will be allowed to publish the Arithmetical Text Books, but that the subject of English Grammar was under the consideration of the Committee.

5. *Ordered*, That the Chief Superintendent be empowered on behalf of the Council to grant certificates to candidates for Head Masterships in High Schools, who have complied with the Regulation already adopted.

6. *Ordered*, That application for an allowance for the travelling expenses of the High School Inspectors be again made to the Government.

7. *Ordered*, That the Public School Board, Toronto, be informed that the time fixed for the High School Entrance examinations was adopted on the recommendation of the High School Inspectors, after full consideration, as the time most convenient generally for the purpose throughout the Province, and the Council do not feel it expedient to change it.

8. *Ordered*, That on the recommendation of the Chief Superintendent, the following pensions to superannuated Teachers be granted:—

(3617) Wm. Bradley, of Fonthill,	28 years' service.
(4661) John Bruce, Markham,	27 do
(6970) Benj. Burkholder, Waterloo S.,	28 do
(3796)* Asabel B. Clark, Aurora,	17 do
(6256)* James C. Clark, Mountain,	26 do
(3308) Thomas Foley, Louth,	40 do
(4662) Robt. Graham, Goulbourne,	25 do
(5463) Henry Greer, Gower S.,	26 do
(4232) James Irvine, Morris,	31 do
(5034) Wm. Hy. Janson, Bastard,	28½ do
(6571) John S. Kingston, Seneca,	10 do
(5592) A. B. C. McConnell, Gwillimbury,	9 do
(2287)* John McMahon, Eramosa,	17 do
(5326)* Peter F. Neilson, Ernestown,	16 do
(6583) Wm. John Ridley, Mountain,	20 do
(5175)* Samson Roberts, Whitby,	28 do
(6117) Wm. Reid Rodway, Simcoe,	16 do
(5823) Edward Rothwell, Goderich,	40 do
(4763) Solomon P. Smith, Harvey,	35 do
(5865) James Spence, Streetsville,	17¼ do
(2011) Daniel Sullivan, Peterboro'.	22½ do

9. On the motion of Professor Wilson, seconded by the Chief Superintendent, the Report of the Committee on Regulations and Text Books was adopted, also

The following Resolutions to carry the recommendations of the Report into effect:

a Ordered,—That the list of books recommended by the Committee on Regulations and Text Books to be added to the list of approved text books, be added thereto, and that those recommended to be struck off the list be so dealt with.

* The persons whose names are marked thus (*) must furnish an annual medical certificate of continued disability.

To be added.

Lessons in Elementary Physics, by Balfour Stewart, LL.D.

Physics, by Balfour Stewart, LL.D. (Science Primers.)

Elementary Mechanics, including Statics and Dynamics, by J. B. Cherriman, M.A.

Elementary Statics, by J. Hamblin Smith, M.A.

Elementary Hydrostatics, by J. Hamblin Smith, M.A.

Outlines of Natural History, by H. Alleyne Nicholson.

Physiology (Science Primers), by M. Foster, M.A., M.D.

Lessons in Elementary Physiology, by Professor Huxley, F.R.S.

Physical Geography, by Archd. Geikie, LL.D. (Science Primers.)

Geology, by Archd. Geikie, LL.D. do.

Introductory Text Book of Physical Geography, by David Page, F.R.S.E., (for High Schools).

Chemistry, by H. E. Roscoe, (Science Primers).

History of English Literature, by Wm. Spalding, A.M.

Craik's English Language and Literature.

Freeman's European History.

In the Department of Classics the following books are recommended:—

Latin.—Dr. Wm. Smith's Series, I, II, III, IV, and his smaller Grammar of the Latin language.

Arnold's First and Second Latin Books; the English editions, or revised and corrected by J. A. Spencer.

Harkness' Introductory Latin Book.

do Latin Reader.

do Latin Grammar.

Bryce's Series of Reading Books.

J. Esmond Riddle's Latin Dictionary.

Greek.—Dr. William Smith's *Initia Græca*.

Curtius' Smaller Grammar.

Farrar's Greek Syntax.

Greek Lexicon, Liddell & Scott, smaller and larger editions.

Ancient History, Geography, and Antiquities.

Schmitz's Ancient History (retained at present).

Pillan's First Steps in Classical Geography.

Dr. W. Smith's Smaller Classical Dictionary of Biography, Mythology and Geography.

Dr. W. Smith's Dictionary of Greek and Roman Antiquities.

Drawing.

Mr. Vere Foster's two series of Drawing Books; but the Council desire to invite the attention of teachers to the great benefits recognized as resulting from teaching children at an early stage to draw from the objects themselves, instead of from drawings.

The following are struck off the list of approved Text Books:

Peck's Ganot's Natural Philosophy.

Davidson's Animal Kingdom.

Collier's History of English Literature.

b. Ordered, That the plan recommended by the Inspectors, for the distribution of the moneys, by results, to High Schools be adopted, and ordered to be carried out.

c. Ordered, That the Regulations prepared and submitted by the Chief Superintendent for granting certificates to teachers in new and remote Townships, be adopted.

d. Ordered, That the revised scheme of entrance Examinations for the Normal School, and the revised course of study, as reported, be adopted.

e. Ordered, That the Examinations for the Normal School Pupils proceed for the present year at the usual time; but that any of the Normal School Students who desire to compete

for the Provincial or other medals must do so at the Midsummer Competition, along with all other candidates. Also, that in future the examination of Normal School Students and of Teachers generally, take place at the same time and on the same papers.

f. Ordered. That the Government be requested to take the requisite steps for carrying out the principle already sanctioned by the Council, that Second Class certificates should only be granted on an examination by the Central Committee, by taking the requisite steps for making this law; and also that it be enacted that the Summer vacation shall be from the 1st, instead of the 15th, of July to the 15th of August, for the Public Schools.

g. Ordered. That the Principals of the Normal Schools be empowered, after consultation with their colleagues, to remove from the Roll the names of any students who show incapacity for the teaching profession; or who have been reported by the teachers of the Model School as unlikely to receive even the lowest mark upon a Normal School certificate.

h. Ordered. That lists of subjects of study, and the revised Limit Table be printed and pasted inside the Text Book boards [on the plan suggested by the Inspector of Halton.]

10. *Ordered.* That the Chief Superintendent be requested to convey to the Inspectors of High Schools the acknowledgments of the Council for the care and labour bestowed by them in preparing the scheme for applying the principle of payment by results, to Collegiate Institutes and High Schools.

11. *Ordered.* That the attention of the Committee on Regulations and Text Books be directed to the Text Books used in Roman Catholic Separate Schools.

12. *Adjourned* to Tuesday, May 18th, at three o'clock.*

(Signed)

H. J. GRASSETT,
Chairman.

MEETING, 19TH MAY.

No. 386.

COUNCIL ROOM, EDUCATION OFFICE, 19th May, 1875.

The Council met, pursuant to notice, at three o'clock p.m., the Very Reverend H. J. Grasset, B.D., in the chair.

Present.—The Chairman.

The Chief Superintendent of Education.

The Rev. J. Jennings, D.D.

His Grace the Most Reverend J. J. Lynch, D.D.

The Honourable W. McMaster.

Hammell M. Deroche, Esquire, M.P.P.

James Maclellan, Esquire, M.A., Q.C.

The Very Reverend W. Snodgrass, D.D.

The Reverend J. Ambery, M.A.

The Reverend S. S. Nelles, D.D., LL.D.

The Reverend Bishop Carman, D.D.

Daniel Wilson, Esquire, LL.D.

Goldwin Smith, Esquire, M.A.

1. The minutes of the preceding meeting were read and approved.

2. The following communications were laid before the Council:—

7063. From the Registrar of University College, Toronto, reporting the resignation of the Rev. Dr. McCaul, as the representative of the College in the Council of Public Instruction, and the appointment of Professor Cherriman in his place.

7406. 7602. From the High School Inspectors, on the outline of Programme.

7487. From Mr. S. C. Wood, on his absence.

7636. From the Head Master of the High School, Markham, on mode of apportioning the grant.

* In consequence of the funeral of His Excellency the late Lieutenant-Governor on the 18th, the meeting was postponed to the 19th May.

7622. From Mr. W. Warwick, on the privilege allowed to publishers to print the Readers.
7623. From the same, applying for permission to publish certain Text Books.
7584. From Messrs. Copp, Clark & Co., on publishing the authorized Arithmetics, and the regulations affecting the same.
7583. From the same, applying for permission to print certain Text Books.
7587. From Mr. C. Camidge, referring to previous correspondence.
7403. From the Hon. Provincial Treasurer, acknowledging receipt of letter.
7398. From Messrs. J. Campbell & Son, on permission granted certain publishers to print the Readers.
7667. From the Hon. the Attorney-General, respecting the Ottawa Normal School.
- Also, several applications from candidates for positions in the Normal School.
3. The letters from Messrs. Warwick, Campbell & Son, and Copp, Clark & Co. were referred to a Committee, to report thereon at the next meeting, such Committee to consist of Messrs. MacLennan, McMaster and Deroche.
4. The letter of the Head Master of Markham High School was referred to the Committee on Regulations and Text Books.
5. Reports from the following Committees were laid before the Council:—
- On Regulations and Text Books.
On Library and Prize Books.
6. The Rule respecting a day's notice of motion was suspended.
7. *Ordered*, That the Report of the Committee on Regulations and Text Books be received.
8. *Ordered*, That the Report of the Committee on Library and Prize Books be adopted.
9. *Ordered*, That the School Trustees be instructed not to give any pupil, as a prize, any religious work not previously approved of by the parent or guardian of the pupil.
10. *Ordered*, That the Rules of the Normal School, now recommended by the Committee on Regulations, be enacted.

(*Printed elsewhere.*)

11. *Ordered*, That Dr. Morris's English Grammar (Primer) be added to the list of approved Text Books.

12. *Ordered*, That the Council having laid down a principle which precludes the introduction into the Text Books used in Public Schools of religious dogma, opposed to the tenets of any Christian denomination, and having removed from those Text Books everything which had been pointed out to them by the Roman Catholic Archbishop of this Province, as offensive to the feelings of Roman Catholics, think it right also to state what they conceive to be their duty with regard to the Text Books to be used in the Separate Schools. With respect to these books, the Council do not consider themselves responsible for any statements of religious doctrine, or for any expression of religious feeling, nor will they interfere with anything to which these terms may be fairly applied; but they consider themselves responsible for the historical veracity of the books, and for their consistency with civil duty, and the concord which ought to prevail, and which it is one object of a system of public education to promote, among all classes of Her Majesty's subjects.

13. *Ordered*, That the amendments and additions to the regulations for granting certificates in remote townships, now recommended by the Committee, be approved. The regulations will accordingly be as follows:—

(*Printed elsewhere.*)

14. *Ordered*, That the same gentlemen who acted as scrutineers last year, to examine and report upon the ballots for the election of members to this Council, be appointed and requested to perform the same duties this year, for the election of representatives respectively by Inspectors of Public Schools, and the Head Masters and Teachers of Collegiate Institutes and of High Schools.

15. *Ordered*, That the notice to be given under section 27, sub-section 9, of the High School Act, relating to the election of members of this Council, shall be by advertisement, to be published forthwith, for two successive issues, in the *Journal of Education*, and also three times a week, for two weeks, in each of the following Toronto daily newspapers, namely:—The *Toronto Globe, Mail, Leader*, and *Liberal*.

16. *Ordered*, That applications be received until 1st July next, from candidates for Masterships in the Normal School at Ottawa, which is to be opened in September of the current year. The applications, with testimonials, must be addressed to the Chief Superintendent of Education, Toronto.

17. *Ordered*, That when this Council adjourns, it adjourns to meet the first Wednesday in July.

Adjourned.

(Signed) H. J. GRASSETT,
Chairman.

Certified,
ALEX. MARLING,
Clerk of the Council.

PAYMENT BY RESULTS.

THE SUGGESTIONS OF THE HIGH SCHOOL INSPECTORS,

(Considered and approved by the Council of Public Instruction, May 4th, 1875.)

For applying the principle of "Payment by Results," to Collegiate Institutes and High Schools, under the authority of the following Section of the High School Act:—

"66. The High School Grant shall be exclusively applied in aid of High Schools and Collegiate Institutes conducted according to law, and shall be apportioned to each High School and Collegiate Institute, upon the basis, as compared with other High Schools and Collegiate Institutes, of the length of time each such High School or Collegiate Institute is kept open, of the daily average attendance of pupils at such High School or Collegiate Institute, and of their proficiency in the various branches of study named in the programme of studies and general regulations prescribed according to law for High Schools and Collegiate Institutes."

TORONTO, 10th April, 1875.

SIR,—Having carefully considered the resolutions of the Council of Public Instruction communicated to us in your letter of 8th February,* we have the honour to lay before you the results of our deliberations on the important questions submitted for our consideration.

I. THE PRINCIPLE OF PAYMENT ACCORDING TO RESULTS.

After a thorough discussion of the various methods that have been proposed to give effect to the law on this point, we venture to submit a scheme which, combining the advantages of several of those hitherto suggested, will, we are convinced, prove at once prac-

* *Extract from a Report of a Committee, adopted by the Council of Public Instruction, 2nd February, 1875.*

1. That with respect to the recommendation of the High School Inspectors, as to the payment of the grant to the Schools on the *Results*, it is desired that the opinion of the Inspectors may be obtained as to whether the following plan would not be practicable, viz.:—to pay the schools at a much smaller rate per pupil in the lower classes. The Committee suggest that this may be preferable to dividing the *Schools* into classes, according to their merits, and paying the whole of the schools of one class at a uniform rate per pupil, and the schools of a higher class at a higher rate.

2. The Committee, having considered the recommendation of the Inspectors as to the number of masters required in the larger High Schools, in which they desire a considerable increase in the number of teachers, resolved to ask the Inspectors whether any modification of their views has occurred, or whether they still regard that large increase as essential to the welfare of the Schools, particularly if the alterations are made in the Programme, as desired.

3. The Inspectors are also to be asked for special recommendations as to the alterations required in the Programme, which they report as wanting in simplicity and elasticity.

ticable and effective. We propose that the Legislative Grant for High Schools be distributed as follows:—

I. A part in the payment of a fixed allowance to each School as at present, in order that the smaller Schools may be assured of a certain degree of stability.

II. A part on the basis of average attendance; that each School receive, per unit of average attendance, a sum equal to what is paid per average unit of attendance to the Public Schools.

III. A part on the results of *Inspection*—that the sum (say) of ten thousand dollars be distributed among the Schools according to their efficiency as determined by the Report of the High School Inspectors.

IV. A part on the results of a uniform written examination in the subjects of the Second Form work as at present prescribed.

There is already a Primary, or Entrance examination; the one now proposed assumes that pupils have completed at least half the High School curriculum; it may, accordingly, be conveniently termed the “Intermediate” examination.

As this solution of a most important problem has not hitherto been placed before you in its entirety, we shall make a few observations on each of these heads, in order to present the essential features of the scheme in as clear a light as possible.

I. It is proposed that the present fixed allowance of \$400 to each School be continued. We have already recommended the closing of a few Schools that are never likely to do High School work; but with these exceptions, it seems desirable that the remaining Schools should be assured of a certain degree of stability. Accordingly, the plan we submit—

(1.) No existing School is threatened with extinction, nor is the position of any School even weakened. On the contrary,

(2.) Not only are the existing interests of the smaller Schools carefully protected, but the position of such Schools may be largely improved, since it is plain that, in addition to the present minimum allowance,

(a) Every school must receive something from that portion of the Legislative Grant which it is proposed to distribute on the basis of average attendance.

(b) Every School that does its work *well*, whether that work pertain to the lower or to the higher Forms, will receive an additional sum from that of the Grant which it is proposed to distribute on the results of *Inspection*.

(c) Every High School, worthy of the name, will be able to do some *bona fide* High School work, and according to the amount of such work honestly done, it will receive an additional allowance from that part of the Grant which it is proposed to distribute on the results of the “Intermediate” examination.

II. It is proposed to distribute a part of the Grant on the basis of *average attendance*.

Each High School should receive a grant per unit of average attendance equal to the grant per unit of average to the Public Schools.

At present the annual grant per unit to the Public Schools is about *one dollar*; to the High Schools about *sixteen dollars*. As a consequence, the Public Schools are injuriously depleted of their “advanced” pupils to increase the numbers in the High Schools; and thus, in some instances, the latter are found crowded with pupils who require only an ordinary Public School education, and who do not remain sufficiently long in the High Schools to receive any of the “higher education” which is the proper function of these schools to furnish. This evil has been markedly exhibited in London, St. Catharines, and Hamilton; we may add that the evil is on the increase. It is evident that, in self-protection, other important places must speedily follow the same pernicious course; and thus the Public Schools in the principal centres of population will be immeasurably injured, while the High Schools must suffer a serious degradation, vainly attempting at once to discharge the high trust committed specially to them, and to usurp the proper functions of the Public School.

We are strongly of opinion, that if the plan we propose be adopted, it will, at least to a very great extent, prove a remedy for the serious evils flowing from the present system, inasmuch as

(1.) The strong temptation unduly to deplete the Public Schools, in order to swell the number in the High Schools, and thereby secure a larger apportionment from the Legislative Grant, will be very greatly weakened, if not wholly removed; for

(a). Since a pupil in the High School will be worth no more to the municipality than he will be in the Public School, School authorities will not, as now, be anxious to remove from the Public Schools, those pupils who require only a Public School education, and who cannot remain long enough in the High School to pass the "Intermediate" examination, which alone can result in pecuniary advantage; besides,

(b). If such pupils be drafted in large numbers into any High School, there necessarily follows a degradation, which must seriously diminish its chances of securing a handsome dividend from that portion of the Grant which will depend on the results of inspection.

III. It is proposed to distribute a part of the grant on the results of *inspection*.

The sum of (say) *ten thousand dollars*, should be distributed amongst the Schools according to their efficiency, as determined by the Report of the Inspectors.

On this we remark—

(1). Thorough inspection is admitted to be absolutely essential; but it does not accomplish its important purposes, unless it bestows on efficiency a pecuniary reward, and visits inefficiency with a pecuniary penalty. Teachers and School authorities should understand that substantial advantages depend on the results of the personal examination of the Schools by the Inspectors. This principle is recognized in the English, Irish and Scottish systems of Inspection; its practical application in Ontario, will, we are persuaded, be attended with most satisfactory results.

(2.) This part of the plan is the necessary supplement of the two written examinations, viz: the "Primary" or Entrance Examination, already established, and the "Intermediate" examination, which it is proposed to establish. Written examinations are important, perhaps necessary, in a thoroughly effective system of Inspection; but they are not *sufficient*; and we are confident that, unless other important elements which cannot be determined by written examinations, be taken into account in some such manner as we propose, the value of inspection as a means of securing increased efficiency, will be very greatly impaired. We think this part of the plan is essential to the entire scheme. For

(a) It will greatly counteract that tendency to mere "cramming," which is fostered to a greater or less degree by written examinations.

(b) It will take into account certain elements in school efficiency, as indicated (in 3) below, which are of paramount importance, but which find no recognition in the comparatively inadequate test of written examinations.

(c) It will take into account the character of the work done between the limits fixed by the Entrance examination and the Intermediate examination, and thus bestow reward for faithful work done in the *lower forms*.

(d) It will take into account the higher work *i. e.* the work done beyond the limit fixed by the "Intermediate" examination, and thus supplement the written examination in determining the scholarship in the higher forms of any school.

(3.) In classifying the Schools (a classification which may or may not be made public) with a view to the distribution of the part of the Grant which it is proposed to apportion on the results of Inspection, account ought to be taken of the following:—

(a) School accommodation, condition of School premises, general educational appliances, (maps, apparatus, &c).

(b) Number of masters employed, as compared with the number of pupils and classes, qualifications of masters, character of the teaching, &c.

(c) The character of the work done between the two limits already mentioned; so that any School which, owing to the operation of special causes, may prepare but few pupils to pass the "Intermediate," will nevertheless be rewarded for the thorough work which it may do below this higher limit.

(d) The quantity and quality of the work which may be done beyond the higher limit, *i. e.*, by those pupils who shall continue their studies in the higher course prescribed for those who pass the Intermediate examination.

(e) Government, discipline, general *morale*.

IV. It is proposed that a part of the Grant shall be distributed on the results of an "Intermediate" examination of the nature following:—

(1.) This examination should be instituted at a point about midway between the beginning and the end of the High School course, for promotion from the lower to the upper forms. It should, on the whole, be equal, in point of difficulty, to that which candidates for second class certificates now undergo. Pupils that pass this examination would form what may be called the UPPER SCHOOL; while those that have not passed it would form what may be called the LOWER SCHOOL, in any High School or Collegiate Institute.

(2.) Candidates for promotion from the Lower School to the Upper School should be examined in English Grammar and Etymology, Reading, Dictation, Composition, Writing, Arithmetic, Euclid, Algebra, English and Canadian History, Geography, and in ONE of the following branches, or groups:—

- (a) Latin.
- (b) French.
- (c) German.
- (d) Chemistry, Botany, and Drawing.
- (e) Natural Philosophy, Physiology, and Book-keeping.

In order that Masters may not be compelled to teach the six subjects in (d) and (e) concurrently, papers in these groups should be set for the examinations alternately, *i. e.*, papers should be set in group (d) at the examination for the first half of each year, and papers in group (e) at the examination for the second half.

(3.) That part of the grant which is proposed to distribute on the results of this "Intermediate" examination, should be apportioned on the basis of the average daily attendance of the pupils in the Upper Schools, it being understood that, in every case, pupils passing the "Intermediate," are to be regarded as having been admitted to the Upper School at the beginning of the half year in which they pass such examination.

(4.) It will be necessary to remodel the Programme, and to appoint examiners to assist the Inspectors in reading the answers at the "Intermediate" examination.

We have now placed the essential features of the scheme before you; but it may not be inappropriate to add a few explanations on—

- (1) The "Intermediate" examination;
- (2) The necessity of assistant examiners;
- (3) The proposed change in the Programme; and
- (4) An illustration of the working of the plan.

(1.) The *Intermediate* examination should be held in June and December of each year, at the time fixed for the entrance examination.

The questions should be prepared by the High School Inspectors (or by the Central Committee), and sent under seal to the Public School Inspectors. The Public School Inspectors or their substitutes who (should in no case have any connection with the Schools to be examined) should alone be responsible for the proper conduct of the examinations. The answers of candidates should be sent to Toronto, to be read and valued by the High School Inspectors, or by sub-examiners acting under their supervision. [The Inspectors recommended that "any pupil that passes the University Matriculation Examination should be considered as having passed the Intermediate." This clause was not concurred in by the Council.]

(2.) The High School Inspectors would require assistance in reading the answers of candidates at the *Intermediate*. We could prepare the questions, but we could not, unassisted, read and value the answers. About *fourteen* papers would have to be prepared—of which each candidate would be required to answer about *ten*. There would probably be 800 candidates at the first examination, and therefore *eight thousand* papers to be read and examined. It is clear, therefore, that sub-examiners to assist the Inspectors are a *sine qua non*. These might be appointed by the Council of Public Instruction, on the recommendation of the Inspectors, and paid by the Department. For the first examination *six* sub-examiners would be required, and the expense would be about *three hundred dollars*. In order somewhat to lighten the labour of examination, it is proposed to make certain branches *test* subjects. It

would, accordingly, be expedient to reject, without further examination, any candidate who should fail to make *forty per cent.* in any *one* of the following subjects :—English Grammar, Dictation, History, Geography, Arithmetic, Algebra, Euclid; these subjects would therefore be read *first*.

(3.) A change in the Programme, or more properly, a re-arrangement of the subjects of the Programme, is necessarily involved.

Instead of the fixed amount of work at present prescribed for each form, we suggest that the Council should prescribe the subjects of study and the amount to be done in each subject in the Lower School, and in the Upper School respectively, leaving it to the local authorities to decide (subject to the approval of the High School Inspectors), according to the varying circumstances of the Schools, the order in which the subjects should be taken up, the amount of work to be done in a given time, and the number of classes to be carried on at once. We have no doubt that these changes in the Programme would be a very great improvement on the existing arrangement. It has been found that the formal distinction between the English and the Classical Course cannot in practice be maintained; that the sharp division into four forms cannot be effected; and that too many subjects and too many classes have to be carried on concurrently.

The plan we propose leaves a good deal (but in our opinion not too much), to the discretion of the masters, as regards the subjects to be taken up, and the classes to be carried on during any term.

While sacrificing nothing important, it will remove, we venture to hope, the evils resulting from an impracticable classification, and a too extensive curriculum. We submit herewith an outline of the new arrangement of the Programme, which, if generally approved by the Council, we should wish fully to elaborate for publication.

(4.) Illustrations of the working of distribution on proposed *combined* plan :—

(a) The High School Grant is (say) \$72,000; this would be distributed as follows :

I. 106 Schools receive a minimum of \$400 each.....	\$42,200
II. <i>One dollar</i> per unit of average attendance (about 5,000).....	5,000
III. Sum to be apportioned on report of the Inspectors	10,000
IV. Balance to be distributed on results of intermediate examination.....	14,000
Total.....	\$72,000

The apportionments I and II present no difficulty whatever. The apportionment in III would be determined by the rank obtained by the School. And apportionment IV would simply require the average attendance of pupils in the Upper School to be kept separate in the half-yearly report. Thus the *distribution* of the Grant, on the proposed plan, would entail on the Department little or no increase of labour.

(b.) Let us take the case of a School having an average attendance of *forty*, and regarded by the Inspectors as one of the *second* class. Assume that, for the whole Province, the average attendance of pupils in the Upper Schools would be 240, and the School in question would have an average attendance of *eight* in the Upper School—then the probable apportionment would be :—

I. Minimum grant	\$400
II. <i>One dollar</i> per unit of <i>total</i> average attendance.....	40
III. Awarded according to rank of the School	180
IV. Average attendance (8) in Upper School.....	240
	\$860

(c) Take the case of a well equipped Collegiate Institute with an average attendance of seventy, and ranked in the *first* class. Assume the average attendance in the Upper School to be *twenty*. Then the probable result would be made :—

I. Minimum grant.....	\$400
II. One dollar per unit of total average.....	70
III. Awarded on account of rank.....	360
IV. Average attendance in Upper School.....	600
Total.....	\$1,370

(d) Take the case of one of the lowest class Schools, having none in the Upper School. Assume its *total* average attendance to be twenty. Then the probable result would be:—

I. Minimum	\$400
II. Total average attendance	20
III. On rank of School.....	50
IV. Average attendance in Upper School.....	00
Total.....	\$470

The School might be so inefficient that nothing could be allowed on III. ; its apportionment would then be \$420.

In Conclusion : The principle difficulty in the way of the practical working of the proposed scheme is, the labour attending the intermediate examination. This can be surmounted by the appointment of sub-examiners, at an expense quite insignificant when compared with the desirable objects to be attained.

After repeated and careful consideration of the subject, and after consulting with some of the best masters in the Province, we state with confidence our opinion that the proposed solution of a difficult and important problem will, if fairly carried out, be attended with most satisfactory results.

It will give effect to the principle of payment by results without injuriously affecting the position of the smaller schools ; by lessening the importance of mere numbers, it will improve the High Schools, and prevent the degradation of the Public Schools ; it will stimulate the masters by a direct pecuniary inducement, not as heretofore to *prepare* pupils for *entrance*, but to PERFORM WELL THE WORK PROPERLY PERTAINING TO HIGH SCHOOLS ; it will show the country what Schools are really doing High School work, and what nominally High Schools are doing only Public School work, and will thus ultimately force the latter class to become what they profess to be, or give way to more efficient *Public Schools* ; it will, we think, give a more powerful impetus to the progress of the High Schools than anything else that has yet been devised ; and thus, by increasing the efficiency of the High Schools, it will exert no small influence for good on the entire educational system of the country.

Upon the other points to which our attention has been called by the Resolutions, but little need be said after the preceding statement.

With regard to the recommendation made in our Report for 1873, "as to the number of teachers to be employed in the larger High Schools," and Collegiate Institutes, we are of opinion that, should the suggestions made in this letter be adopted, the present tendency to swell the numbers in the High Schools will be, in a great measure, arrested, and that, therefore, it will not be necessary to take immediate action in the matter.

But if the present system is to continue, we adhere to the opinions expressed in the recommendation to which reference is made.

As to "specific recommendations regarding the alterations required in the Programme," we have already given them in the preceding pages, and respectfully refer you also to the *outline* of the proposed Programme herewith submitted.

(Signed)

J. A. McLELLAN.
J. M. BUCHAN.
S. ARTHUR MARLING.

High School Inspectors.

NORMAL SCHOOL, TORONTO.

GENERAL REGULATIONS AND COURSE OF STUDY.

(Adopted by the Council of Public Instruction.)

I. The sole object of this School is to prepare students for the profession of Teacher; and to this end, students have, in addition to the lectures, the advantage of practice in the Model School under the direct supervision of the Principal and Masters of the Normal School, and the teachers of the various Divisions.

II. In future there shall be but one Session annually.

The Session shall commence on the 15th September, and close on 15th July, with vacation from the third Wednesday in December to the second Tuesday in January; and from the Wednesday before, to the Tuesday after Easter, inclusive.

[If the day of opening fall on Sunday, the Session shall begin on Monday.]

III. The School shall consist of two Divisions. The work of the Second Division shall be entirely with a view to Second Class Certificates, while the First Division shall be prepared for First Class Certificates.

1. The Second Division shall be divided into two sections. The Junior Section shall comprise students who, having passed the entrance examination, are preparing for Second Class Certificates grade B. The Senior Section shall comprise (1) students who are preparing for Second Class Certificates, grade A, having already passed through the Junior Section and obtained Grade B Certificates; (2) those who have obtained grade B, granted by County Boards, and passed a special examination in Arithmetic, Algebra, and Natural Philosophy within certain limits; (3) lastly, those who have passed the entire entrance examination for this Section.

2. The First Division shall contain (1) the students who have passed through the Second Division and obtained Second Class Certificates, grade A; and (2) those who hold Second Class grade A certificates granted by County Boards, provided they can pass an examination (within specified limits) in Natural Philosophy, Algebra, and Euclid.

IV. Applicants for admission to the Normal School, if females, must be seventeen years of age; if males, eighteen years.

V. Applications for admission accompanied with certificate of moral character, dated within three months of its presentation, signed by a clergyman or member of the religious persuasion with which the applicant is connected, must be made at the Department of Education, on the 15th day of September of each year. No application shall be received, if made after the 16th September, but if the 15th September falls on Sunday, applications will be received on the 16th and 17th.

VI. Candidates must pass the prescribed entrance examination, sign a declaration of their intention to devote themselves to the profession of School-teaching, and state that their object in coming to the Normal School is to qualify themselves better for the important duties of that profession.

VII. There shall be examinations in the different subjects of study at stated intervals during the Session, and any student failing at these examinations, may be placed in a lower section or division.

VIII. Immediately before the close of the Session, there shall be a special examination of those students who have failed at previous examinations, or have lost, through illness or otherwise, any particular examination.

IX. The Principal may, after consultation with his colleagues, remove from the roll the name of any student who shows, by general demeanour, by lack of scholarship, or by his record in the Model School, that he has no aptitude for the profession of a teacher.

X. Upon these conditions, candidates shall be admitted to the advantages of the Institution without any charge, either for tuition or the use of the Library.*

XI. The teachers in training must lodge and board in the city, in such houses and under regulations approved of by the Council of Public Instruction,†

* The books which may be required to use in the School are supplied at a reduced rate.

† The cost of board ranges from \$2 to \$3 per wee.

XII. It is expected that the students will, by their demeanour in the class-rooms and in the waiting-rooms, as well as elsewhere, show that they are alive to the important work that lies before them.

PRACTICE IN MODEL SCHOOL.

The classes detailed for practice in the Model School, visit the school and teach for a definite period under the direct supervision of the Divisional Teachers, who are the critics of work done. The leader is responsible for the distribution among the members of the class, of the lessons that have been assigned by the teachers of the respective divisions of the Model School. Each sub-division of the class is assigned to a particular division, and thus each section and each division passes through the hands of the teacher-in-training. From time to time a general criticism is made by the Principal before the whole school, and a special criticism with the individual students. These criticisms are quite distinct from those referred to above, which are made at the time or immediately after the recitation.

I.—ENTRANCE EXAMINATION FOR SECOND DIVISION.

SUBJECTS.	The applicant must—
SPELLING	Spell correctly. The written examination papers will be read with special regard to spelling.
WRITING	Write legibly and neatly.
ETYMOLOGY.....	Know the <i>Prefixes</i> and <i>Affixes</i> , and the more important Greek and Latin <i>Root Words</i> .
GRAMMAR	Know the elements and be able to parse with application of Rules any prose sentence. Be able to analyze any ordinary prose passage from the Readers. Applicants for <i>Senior Section</i> will be expected to analyze Poetry and discuss Grammatical Constructions.
COMPOSITION.....	Write an ordinary business letter, or Composition on some simple subject assigned.
GEOGRAPHY	Know the definitions, the outlines of the physical geography of AMERICA and EUROPE; the outlines of political geography generally—that of CANADA, of AMERICA, and of EUROPE more particularly.
HISTORY.....	Know the outlines of <i>Ancient</i> and <i>Modern</i> , and the introductory part of History of CANADA.
ARITHMETIC.....	Be acquainted with Notation, Numeration, Simple and Compound rules, G. C. M., L. C. M., Fractions and Proportion. Applicants for <i>Senior Section</i> will be examined to the end of STOCKS.
MENSURATION	(<i>Senior Section</i>)—Be familiar with the mensuration of the Square, Rectangle and Triangle.
ALGEBRA	Be acquainted with the Simple Rules. The examination for the <i>Senior Section</i> will also include <i>Factoring</i> , <i>Simple Equations H. C. M.</i> and <i>L. C. M.</i>
NATURAL PHILOSOPHY	(For <i>Senior Section</i>)—The Parallelogram of Forces; the Triangle of Forces; Resolution of Forces; Principle of Moments and Centre of Gravity.
EUCLID	(For <i>Senior Section</i>)—Book I.

II.—COURSE OF STUDY IN JUNIOR SECTION OF SECOND DIVISION.

SUBJECTS.	
READING	In Fifth Book.
SPELLING	Oral and to dictation.

SUBJECT.	
WRITING.....	Under supervision of Writing-master.
ETYMOLOGY.....	General.
GRAMMAR.....	Book work and analysis of some Standard poetical work.
COMPOSITION.....	Writing official and business letters and general composition.
GEOGRAPHY.....	Mathematical and Political.
ARITHMETIC.....	To Stocks inclusive, together with Mental Arithmetic.
MENSURATION.....	Square, rectangle, triangle and circle.
ALGEBRA.....	To Simple Equations inclusive.
NATURAL PHILOSOPHY.....	The properties of matter. Elements of Statics.
PHYSIOLOGY.....	Bones, Muscles, Digestions, Circulation and Respiration.
EUCLID.....	Book I., with Deductions. Book II.
EDUCATION.....	Attendance at lectures, with practice in Model School.
DRAWING.....	Elementary and from objects.
MUSIC.....	Practice in Vocal Music.
SCHOOL-LAW.....	With reference to Public School Teachers.
BOOK-KEEPING.....	By double entry.
CHEMISTRY.....	1. NON-METALLIC BODIES, viz.: Oxygen, Hydrogen, Nitrogen, Carbon, Carbonic Acid, Water, Atmosphere, Chlorine, Sulphur, Phosphorus, Silicon. 2. COMBINING PROPORTIONS, &C. 3. COMBUSTION, &C.
BOTANY.....	Elementary. Gray's "How Plants Grow," Part I.

III.—COURSE OF STUDY IN SENIOR SECTION OF SECOND DIVISION.

SUBJECTS.	
READING.....	In Fifth Book.
SPELLING.....	As in Junior Section.
WRITING.....	Under supervision of Writing-master.
ETYMOLOGY.....	General.
GRAMMAR.....	Advanced with special reference to Analysis.
COMPOSITION.....	On any prescribed subject.
GEOGRAPHY.....	Political and Physical.
ARITHMETIC.....	From Interest to end of text-book, with practice in Mental Arithmetic.
MENSURATION.....	Of surfaces, cubes, parallelopipeds and spheres.
ALGEBRA.....	From Simple Equations to Surds, inclusive.
NATURAL PHILOSOPHY.....	Statics (reviewed), Hydrostatics and Pneumatics.
PHYSIOLOGY.....	Nervous System, Sensory Organs.
EUCLID.....	Book II., with problems on Book I. and II. Book III.
EDUCATION.....	Attendance at lectures, with practice in Model School.
DRAWING.....	Advanced, including construction of Maps.
MUSIC.....	Practice in vocal, with instruction in theory.
SCHOOL-LAW.....	With reference to Public School Trustees.
BOOK-KEEPING.....	By double entry.
CHEMISTRY.....	Junior Section subjects reviewed and extended. The more important metals.
CHEMICAL PHYSICS.....	Heat—Sources, Effects. Liquefaction, Latent Heat, &c.
NATURAL HISTORY.....	General view of Animal Kingdom. Mammalia.
BOTANY.....	Same as in Junior Section.

IV.—SPECIAL SUBJECTS FOR ENTRANCE TO FIRST DIVISION.

SUBJECTS.	
ALGEBRA.....	A thorough examination in this subject as prescribed for Course of Study in Senior Section of Second Division.
NATURAL PHILOSOPHY.....	Statics, Hydrostatics, and Pneumatics.
EUCLID.....	Book III.

V.—COURSE OF STUDY IN FIRST DIVISION.

SUBJECTS.

READING.....	Sixth Book—prose and verse.
SPELLING.....	To dictation.
WRITING.....	Under supervision of Writing-master, with special reference to the teaching of it.
ETYMOLOGY.....	More fully pursued in Second Division.
GRAMMAR.....	Advanced, with special reference to History, Analysis, Figures and Comparative Grammar.
COMPOSITION.....	On prescribed subjects.
ENG. LITERATURE.....	Sketch of the Literature of special Eras, with critical examination of one or more works, prose and poetry.
GEOGRAPHY.....	Physical, Mathematical and Astronomical. Outlines of Geology.
EDUCATION.....	Attendance at lectures, with practice in Model School.
SCHOOL-LAW.....	With reference to Municipal Councils and Public School Inspectors.
DRAWING.....	Perspective and outline in books and on blackboard.
ARITHMETIC.....	Advanced.
ALGEBRA.....	Quadratics, Indeterminate Equations, Progression, Variations, &c., &c.
EUCLID.....	Books IV., VI., with definitions of V. and problems.
TRIGONOMETRY.....	So far as to enable students to solve Triangles and express their area in terms of their sides.
NATURAL PHILOSOPHY.....	Statics and Dynamics, treated mathematically. Hydrostatics and Pneumatics.
CHEMICAL PHYSICS.....	Heat, Light and Electricity.
CHEMISTRY.....	General principles of Chemical Philosophy Chemistry of Metalloids. Chemistry applied to agriculture and the arts.
PHYSIOLOGY.....	General view of the subject.
NATURAL HISTORY.....	General view of the Animal Kingdom, character of the principal orders, classes and genera.
BOTANY.....	Systematic Botany as given in Second Part of Gray's "How Plants Grow." Flowering plants of Canada.

TEACHERS' CERTIFICATES IN NEW TOWNSHIPS.

REGULATIONS under which Public School Inspectors may grant "Special Certificates of Qualification from time to time, to Teachers in new and remote townships, as provided in the 20th clause of 112th section of the Consolidated School Act (37 Vic. ch. 28)."

I. *Inspectors' Special Certificate—3rd Class.*

(1.) The examination of Candidates for special certificates may, at the discretion of the Inspector, be held yearly, or oftener, in new and remote townships, and when practicable, at some central point or points in such townships.

(2.) The subjects of examination for such special certificates shall be those prescribed for Third-class certificates. The questions shall be prepared by the Inspector, and may be written or printed at his discretion.

(3.) No candidate shall be eligible for examination who does not present to the Inspector a certificate of good moral character satisfactory to him, and signed by some minister or magistrate. The certificate must bear date within, at least, three months of the time of examination.

(4.) No certificate issued under these regulations shall be granted for a longer period than one year; but it may be renewed at the discretion of the Inspector, for periods not exceeding two years.

Note.—Certificates to Assistant Teachers and Monitors may be granted under the regulations already prescribed.

II. COUNTY AND PROVINCIAL CERTIFICATES.

Candidates for third class County, and second-class Provincial certificates, in new and remote townships, may be examined for such certificates under the following regulations:—

I. The examination shall be held at the same time as the County examination.

(1.) The Chief Superintendent, at his discretion, or upon the report and recommendation of an Inspector, may appoint some fit and proper person or persons, in new and remote townships, to hold an examination of such candidates for second and third-class certificates as may be reported eligible for such certificates by an Inspector.

(2.) The Chief Superintendent shall transmit under seal to the Examiner or Examiners thus appointed by him, in such way as he shall deem best, the examination papers prescribed for the July examination of Teachers.

(3.) It shall be the duty of the Examiner or Examiners thus appointed to observe the following regulations:—

Duties of Examiner.—The Presiding Examiner shall receive and be responsible for the safe keeping, unopened, of the examination papers until the day of the Examination. He shall also at the close of the examination of candidates for certificates, seal up separately, and transmit without delay, to the Inspector, the answers received from each candidate, together with all certificates of character, ability and experience in teaching, which such candidates may have presented to him. The Inspector shall see that the written answers received from the candidates for second and third-class certificates and all reports thereon, as approved by the County Board of which he is a member, together with the list of certificates issued by it, are also, as soon as possible after the close of the examinations, transmitted to the Education Department.

NOTE.—In case the new and remote townships concerned are not attached for any purpose to a county municipality having a Board of Examiners, the Inspector having jurisdiction, shall examine the answers and other papers transmitted to him by the presiding Examiner, and shall send a full report thereof (together with the answers and papers) to the Chief Superintendent for his confirmation.

(4.) *Declaration of Examiners.*—The Presiding Examiner shall transmit to the Chief Superintendent, on the first day of the examination, a copy of the following declaration, signed by himself and the other Examiners:—

“I solemnly declare that I will perform my duty of examiner without fear, favour, affection or partiality towards any candidate, and that I will not knowingly allow to any candidate any advantage which is not equally allowed to all.”

(5.) *Proceedings at Examinations.*—The Examiner shall preside at the opening of the examination; and, at nine o'clock on the morning of the first day, in the presence of such of his colleagues as may be there, and of the candidates, he shall break the seal of the package of examination papers received for that examination, from the Education Department. He shall also break open the seal of each additional packet of examination papers as required, in the presence of a co-examiner and of the candidates. He shall further see that at least one examiner is present during the whole time of the examination, in each room occupied by the candidates. He shall, if desirable, appoint one or more of his co-examiners to preside at the examination in any of the subjects named in the programme.

(6.) *Viva voce, and Special Examinations in certain subjects.*—The Examiner or Examiners shall subject the candidates to *viva voce* examinations in reading, of the result of which a record shall be made. He shall also have authority to obtain the services of special examiners in vocal music and linear drawing, in case members of the board are not familiar with these subjects. The report of the Examiners on these subjects shall be in writing

addressed to the Inspector. The payment for such services shall be certified by the Inspector to the county treasurer, or, where no county municipal organization exists, to the Education Department for payment.

(7.) *Examination to be on paper—Drawing—Music.*—The examination, except in reading, shall be conducted wholly on paper. A written examination in the *principles* of linear drawing and vocal music will be required of all candidates for second-class certificates. The further special examination of such candidates in linear drawing on the black-board, and practice of vocal music, is at the discretion of Examiner or Examiners, who, in case of its omission shall report the reasons to the Inspector.

(8.) *Information for Chief Superintendent.*—The presiding Examiner shall furnish to the Chief Superintendent through the Inspector, full returns and other information in all matters relating to the results of the examinations.

(9.) *Directions as to the Papers of Candidates.*—The Candidates, in preparing their answers, will write only on one page of each sheet. They will also write their names on one page of each sheet, and having arranged their papers in the order of the questions will fold them once across and write on the outside sheet their names, and the class of certificate for which they are competing. After the papers are once handed in, the Examiner will not allow any alteration thereof, and he is responsible for the subsequent safe-keeping of the same, until he has transmitted them, with all surplus Examination Papers, to the Inspector.

(10.) *Punctuality in Proceedings.*—The presiding Examiner must be punctual to the moment in distributing the papers, and in directing the candidates to sign their papers at the close of the allotted time. No writing, other than the signature, should be permitted after the order to sign is given. The candidates are required to be in their allotted places in the room before the hour appointed for the commencement of the examination. If a candidate be not present till after the commencement of the examinations, he cannot be allowed any additional time on account of such absence.

(11.) *Penalty for Copying—Evidence.*—In the event of a candidate copying from another, or allowing another to copy from him, or taking into the room any books, notes, or anything from which he might derive assistance in the examination, it shall be the duty of the presiding Examiner, if he obtain clear evidence of the fact at the time of its occurrence, to cause such candidate at once to leave the room; neither shall such candidate be permitted to enter during the remaining part of the examination, and his name shall be struck off the list. If, however, the evidence of such case be not clear at the time, or be obtained after the conclusion of the examination, the Examiner shall report the case to the Inspector, who shall reject the candidate if he deems the evidence conclusive.

NOTE.—All second-class certificates granted under these regulations shall be issued by the Chief Superintendent; third class-certificates shall bear the signature of the Inspector having jurisdiction.

MEETING, 7TH JULY.

No. 387.

COUNCIL ROOM, EDUCATION OFFICE, 7th July, 1875.

The Council met, pursuant to notice, at three o'clock p.m., the Very Reverend H. J. Grasett, B.D., in the Chair.

Present—The Chairman.

The Chief Superintendent of Education.

The Rev. J. Jennings, D.D.

The Honourable William McMaster.

The Right Rev. T. B. Fuller, D.D.

William McCabe, Esq., LL.B.

James MacLennan, Esquire, Q.C.

The Rev. J. Ambery, M.A.

The Rev. S. S. Nelles, D.D.

The Rev. Bishop Carman, D.D.

The Rev. J. Tabaret.

Daniel Wilson Esquire, LL.D.

Goldwin Smith, Esquire, M.A.

1. The minutes of the preceding meeting were read and approved.
 2. The following communications were laid before the Council :—
 8454. From Mr. S. C. Wood, resigning his seat at the Council.
 8519. From the Very Reverend Dr. Snodgrass, on his absence, and on an appointment in the Normal School, Ottawa.
 7912. From Mr. H. MacDougall, accepting appointment as Examiner in Drawing.
 8804. From Mr. H. Beaumont Small, Ottawa, on the requirements for admission to High Schools.
 7833. From Messrs. Adam Miller & Co., requesting permission to publish authorized books.
 9090. From Messrs. MacMillan & Co., London, on the copyright in the Arithmetic.
 9086. From Mr. Jno. Jepson, Montreal, further reference to his system of teaching music.
 9187. From the Inspector County Dundas, respecting the length of vacations.
 8612. From the Secretary of the Law Society, on the curriculum of study.
 8674. From Mr. W. M. Tackabury, Montreal, submitting his atlas.
 9340. From the Principal of the Normal School, respecting the vacation in the Model Schools.
 9661. From the Inspector, City of Hamilton, on a proposition respecting the course of study.
 9752. From the Chairman of the Central Committee of Examiners, on the results of the recent Normal School Examination.
 9790. From the Examiners in Music, on the same subject.
 - 9436, 9528. From the Principal and Masters of the Normal School, respecting the competition in the Girls' Model School for the Silver Medal.
 9771. From Mr. W. B. Hamilton, on the same subject.
 9830. From the Rev. W. R. Clark, B.A., applying for a Head Master's Certificate.
- Also a number of applications for Masterships in the Normal School at Ottawa.; where upon it was
3. *Ordered*, That a Committee of the whole on the subject of the appointments do meet at 10 o'clock a.m., to-morrow.
 4. The Report of the Committee on the Depository was then read.
 5. Professor Wilson gave notice that at the proper time he would move that the Report of the Depository Committee, with the documents appended thereto, be received and printed for the consideration of the Council.
 6. The Chief Superintendent gave notice that on the motion for the reception of the Report of the Committee on the Depository, he would move that it be referred back to the Committee, with instructions to have printed the minutes of its own proceedings, together with the correspondence between the Chairman and Chief Superintendent and Clerk of the Committee in relation to its proceedings, including the letter of the Chief Superintendent dated the 29th May, 1875.
 7. The Report of the Committee on copyright was read, and on motion of Mr. MacLennan, it was
 8. *Ordered*, That the Rule requiring notice be suspended, and that the Report be adopted, and that the parties be communicated with, in accordance with the Report.
 9. The Chief Superintendent gave notice of a motion on the letters respecting the silver medal in the Girls' Model School.
 10. *Ordered*, That the letter of Mr. Small be referred to the High School Inspectors.
 11. *Ordered*, That the letter of Messrs. McMillan be referred to Messrs. MacLennan, Chief Superintendent, McMaster and Deroche.
 12. *Ordered*, That Mr. Jepson's letter, and that of the Musical Examiners, be referred to the Rev. Professor Ambery.
 13. Adjourned to three o'clock next day.

(Signed)

H. J. GRASETT,
Chairman.

MEETING, 8TH JULY.

No. 388.

COUNCIL ROOM, EDUCATION OFFICE, 8th July, 1875.

The Council met, pursuant to adjournment, at three o'clock, p.m., the Very Rev. H. J. Grasett, B.D., in the chair.

Present.—The Chairman.

The Chief Superintendent of Education.

The Rev. J. Jennings, D.D.

His Grace The Most Rev. J. J. Lynch, D.D.

The Honourable W. McMaster.

The Right Rev. T. B. Fuller, D.D.

William McCabe, Esquire, LL.B.

John MacLennan, Esquire, Q.C.

The Rev. J. Ambery, M.A.

The Rev. S. S. Nelles, D.D.

The Rev. Bishop Carman, D.D.

The Rev. J. Tabaret.

Daniel Wilson, Esquire, LL.D.

Goldwin Smith, Esquire, M.A.

1. The minutes of preceding meeting were read and approved.

2. The following communications were laid before the Council :—

From the Rev. J. Douglass, Cobourg, respecting one of the applicants for appointment.

From Mr. H. McKay, on an appointment.

10003. From Mr. R. A. Robertson, B.A., applying for a head master's certificate.

From Messrs. J. Campbell & Son, submitting a History of Canada.

3. Professor Smith gave a notice of motion respecting the Depository.

4. Professor Wilson moved, seconded by Professor Smith, that the Report of the Depository Committee, with the documents appended thereto, be received and printed for the consideration of the Council.

5. Moved in amendment by the Bishop of Niagara, seconded by the Rev. Dr. Nelles, that this Council conceive, on further consideration, that the appointment of a Committee on the question of having a Depository in connection with this Department is *ultra vires*, and consequently that the Council cannot accept the report submitted by the said Committee; regrets that the Council should have given the gentlemen of the Committee so much trouble; under the circumstances of the case, revokes said order, and discharges the Committee, with thanks to them and the officers of the Department for the attention given to the subject.

The amendment having been put, the vote was taken as follows :—

YEAS.

NAYS.

The Chief Superintendent.

The Rev. Dr. Jennings.

The Archbishop of Toronto.

The Hon. W. McMaster.

The Bishop of Niagara.

The Rev. Dr. Nelles.

The Rev. Bishop Carman.

The Rev. J. Tabaret.

Professor Smith.—*Nine.*

Mr. McCabe.

Mr. McLennan.

Rev. Professor Ambery.

Professor Wilson.—*Four.*

Amendment carried.

On motion of Professor Goldwin Smith, it was then

Ordered, That the Depository, through which the Government, in place of the book-sellers, supplies books for school libraries and prizes, being an exceptional institution, beyond the ordinary province of government, and one by which the trade with which it

interferes feels itself aggrieved ; it is desirable, in the opinion of the Council of Public Instruction, that the Government should, from time to time, specially inquire into it, in order to satisfy themselves and assure the public that the reasons for its establishment are still in force, that it fulfils the purpose for which it was intended, that it does not unnecessarily interfere with the regular course of trade, and that its management, financial and general, is unexceptionable.

That the chairman be requested to communicate the above resolution to the Honourable the Attorney-General.

8. At six o'clock, p.m., the Council adjourned to eight o'clock.

9. At eight o'clock the Council resumed.

10. A telegram from the Principal of the Normal School was read on the subject of the Silver Medal granted by His Excellency, for the Girls' Model School.

11. The rule requiring notice was again suspended, and it was

Ordered, That, Mr. Sheard having declined to act as scrutineer, Mr. John Macdonald, M.P., be requested to act in that capacity ; and if he finds it impracticable to accept the duty, that the Rev. Septimus Jones, M.A., be desired to be scrutineer.

12. *Ordered*, That the letters of Mr. Tackabury and Messrs. A. Miller & Co., be referred to the Text-Book Committee.

13. *Ordered*—That the Chief Superintendent be requested to reply to the Inspector of the County of Dundas, conveying the opinion of the Council on the subject to which his letter alludes.

14. *Ordered*—That in view of the large amount of labour devolving upon Mr. Alexander Marling, as clerk of the Council and its committees, and the very faithful and efficient manner in which he has discharged these various duties, this Council respectfully and earnestly recommends the Government to make an allowance to Mr. Marling of a sum not less than at the rate of two hundred dollars per annum, including the current year.

15. The Council proceeded with the appointment of Masters in the Normal School at Ottawa, and it was

Ordered—That Mr. William R. Riddell, B. A., Mathematical Master in the Cobourg Collegiate Institute, be appointed Mathematical Master.

That Mr. John Gibson, B. A., Professor of Classics and Lecturer in Natural History and Geology, in Albert College, Belleville, be appointed Science Master.

That Mr. John A. McCabe, Master of the English Department in the Provincial Normal School, Truro, Nova Scotia, be appointed English Master.

That Mr. McCabe, English Master, be appointed Principal.

That the salaries be the same as those now attached to the corresponding positions in the Normal School at Toronto.

16. *Adjourned* to ten o'clock to-morrow.

(Signed) H. J. GRASSETT,
Chairman.

MEETING, 9TH JULY.

No. 389.

COUNCIL ROOM, EDUCATION OFFICE, 9th July, 1875.

The Council met, pursuant to adjournment, at ten o'clock, a.m., the Very Rev. H. J. Grasett, B.D., in the chair.

Present—The Chairman.

His Grace The Most Rev. J. J. Lynch, D.D.

The Honourable W. McMaster.

William McCabe, Esquire, LL.B.

The Rev. J. Ambery, M.A.

The Rev. S. S. Nelles, D.D.

The Rev. Bishop Carman, D.D.

Daniel Wilson, Esquire, LL.D.

1. The Minutes of the preceding meeting were read and approved.

2. The Rule requiring notice having been suspended, it was

Ordered—That the General Regulations and Course of Study in force in the Normal School at Toronto, shall apply to the contemplated Normal School at Ottawa, under such instructions as the Chief Superintendent may find it necessary, from time to time, to give.

3. *Ordered*, That Mr. E. B. Cope be appointed clerk of the Normal School at Ottawa, with a salary of \$800 per annum.

4. *Ordered*, That the letter of the Inspector of Hamilton be referred to the Committee on Regulations and Text Books.

5. *Ordered*, That Certificates of eligibility as Head Masters of High Schools be granted to Messrs. Clark and Robertson.

6. *Ordered*, That the appointment to the Principalship and Masterships of the proposed Normal School at Ottawa be understood, according to the usage in the Toronto Normal and Model Schools, to be for six months on trial, from the opening of the School, the salaries to commence 1st July.

7. The minutes were read and approved.

8. *Adjourned*.

(Signed) H. J. GRASETT,
Chairman.

Certified,
ALEX. MARLING,
Clerk of the Council.

INTERIM COMMITTEE MEETING, 11TH SEPTEMBER.

No. 390.

COUNCIL ROOM, EDUCATION OFFICE, 11th September, 1875.

The Committee met, pursuant to notice, at ten o'clock, a.m., Professor Goldwin Smith, M.A., in the Chair.

Present—The Chairman *pro tempore*.
The Deputy Superintendent of Education.
The Reverend J. Ambery, M.A.
Daniel Wilson, Esquire, LL.D.

1. The Report (12,190) of the Central Committee on the examination for First Class Certificates having been read, it was

2. *Ordered*, That on the recommendation of the Central Committee of Examiners, First Class Certificates of qualification be granted as follows, and that the Provincial Medals for 1875 be awarded to the persons undermentioned :—

GRADE A.

Solomon M. Dorland	Gold Medal.
William O'Connor	First Silver Medal.
David McArdle.....	Second Silver Medal.
William Edward Sprague.....	First Bronze Medal.
Joseph Martin.....	Second Bronze Medal.

GRADE B.

Charles Andrew Barnes,	Archibald Lee,
James Bruce,	Samuel McAllister,
John Wesley Cook,	James McKenzie,
William Anderson Duncan,	James McLurg.
William Blackley Harvey.	

GRADE C.

Cassius Campbell,
William Clark,
John Cushnie,

Alexander Petrie,
Albert R. Pyne,
Neil Robertson.

Ordered, That Mr. Harvey's Certificate be issued in the usual form, but with permission to appeal to the Council if he thinks himself entitled to a fresh examination.

Ordered, That Mr. Martin's Certificate is granted subject to the production of satisfactory evidence of the required term of service in the profession.

The minutes were read and confirmed.

Adjourned.

(Certified) (Signed) GOLDWIN SMITH,
ALEX. MARLING, *Chairman pro tempore*,
Clerk of the Council.

MEETING, 2ND NOVEMBER.

No. 391. COUNCIL ROOM, EDUCATION OFFICE, 2nd November, 1875.

The Council met, pursuant to notice, at three o'clock, p.m., and His Grace the Most Rev. J. J. Lynch, D.D., as senior member of the Council, was appointed to take the Chair.

Present.—The Chairman *pro tempore*.

The Chief Superintendent of Education.

The Right Rev. T. B. Fuller, D.D.

The Rev. S. S. Nelles, D.D.

The Rev. Bishop Carman, D.D.

Goldwin Smith, Esq., M.A.

David Mills, Esq., LL.B, M.P.

Daniel Wilson, Esq., LL.D.

Ramsay Wright, Esq., M.A.

1. The Council adjourned to half-past seven, p.m., when the following resolution was adopted:—

2. *Resolved*. That in view of the fact that four vacancies in the Council have not been filled, it is inexpedient to proceed to business, and that the Council do now adjourn.

3. *Adjourned*.

(Signed) + J. J. LYNCH, *Archbishop of Toronto*,
(Certified) *Chairman pro tempore*,
ALEX. MARLING,
Clerk of the Council.

INTERIM COMMITTEE MEETING, 13TH NOVEMBER.

No. 392. COUNCIL ROOM, EDUCATION OFFICE, 13th November, 1875.

The Committee met, pursuant to notice, at ten o'clock, a.m., His Grace the Most Rev. J. J. Lynch, D.D., in the Chair.

Present.—The Chairman *pro tempore*.

The Deputy Superintendent of Education.

Ramsay Wright, Esq., M.A.

1. The following communications were laid before the Committee:—

13723. From the Registrar of University College, Toronto, reporting the election of Professor Ramsay Wright, M.A., as a member of the Council of Public Instruction, in place of Professor Cherriman, resigned.

11362. From the Scrutineers, reporting the election of Professor Daniel Wilson, L.L.D., by the High School Masters, and of David Mills, Esq., M.P., by the Public School Inspectors.
11318. From the same, applying for payment for their services at the election.
12887. From Mr. Joseph Martin, Ottawa, with reply to the same by the Chief Superintendent.
12548. From the Central Committee of Examiners, recommending certain candidates for Second-class Grade A certificates, and the candidates' application.
12152. From the Secretary of the Examiners, County of Elgin, on Mr. Woodworth's certificate.
12720. From the Examiners, County of Norfolk, on the teaching of Reading, and Examinations thereon.
12927. From the Chairman of the Central Committee, reporting on the above.
13189. From the same, with a recommendation on examinations in History for First-class candidates—"That selected portions of the works of eminent historians, in which important periods are treated in detail, should be prescribed, and that candidates should be expected to master these thoroughly."
14274. From the Inspector of East Victoria, on Public School Teachers' Examinations in Writing.
- 12247, 13904. From the High School Inspectors, on the Interim Examination and revised Programme.
11243. From the Examiners, County of Carleton, on increasing the stringency of the Examinations for Third-class certificates in certain subjects.
11242. From the Examiners, County of Huron, on the same subject.
- Also letters from the Governor-General's Secretary to the Principal of the Normal School and Masters of the Model School, on the subject of the medals presented by His Excellency.

2. *Ordered*, That the reply sent to Mr. Joseph Martin's application be approved.

3. *Ordered*, That the recommendation of the Inspector of East Victoria, be referred to the Central Committee for their opinion.

4. *Ordered*, That, with respect to the recommendation of the County Boards of Carleton and Huron, the local examiners are already authorized under the regulations to increase the stringency of the examinations, but that due notice of their intention to require a certain minimum number of marks in certain subjects, should be given.

5. *Ordered*, That the recommendation of the Central Committee on the examination in the subject of History, for First-class certificates, be approved, an examination in the Elements of General History having been already passed by the candidates at the competition for Second-class certificates; the new scheme to come into operation in 1877. The Committee to be requested to recommend to the Council the authors and the portions of their works on which it is proposed that the candidates shall be examined.

Ordered, That the following candidates for First-class certificates at the July examination, recommended by the Central Committee for Second-class Grade A., be awarded such certificates accordingly:—

William Carroll.

James A. Duncan.

Miles Ferguson.

William John Hallett.

Samuel Hicks.

William Johnson.

Nicholas Kellett.

Rev. Hugh Lamont

Alexander McTavish.

Henry Richardson.

Templeton C. Robinson.

George Sharman.

James Slater.

James Wilson.

Esther E. Montgomery.

7. *Ordered*, That the recommendation of the Central Committee on the resolution adopted by the Examiners for the County of Norfolk, on the teachings and examinations in the subject of Reading, be approved, and communicated to the Principals of the Normal Schools, and be also published in the *Journal of Education* for the information of examiners generally.

8. *Ordered*, That with reference to a previous communication from Mr. W. B. Hamilton,

Toronto, as it appears from the letters of the Governor-General's Secretary, that the Medals granted by His Excellency were to be awarded "according to the wishes of the Principal or Masters," the Council find that the matter is left by His Excellency in the hands of those gentlemen.

9. *Ordered*, That the revised High School Programme, recommended by the High School Inspectors, having been fully considered, be now approved and adopted, as follows:—

REVISED PROGRAMME FOR HIGH SCHOOLS.

N.B.—Instead of a fixed amount of work for each Form, the Council prescribes the subjects of study, and the amount to be done in each subject in the Lower School and in the Upper School respectively; leaving it to the local authorities to decide (subject to the approval of the High School Inspectors) according to the varying circumstances of the Schools, the order in which the subjects shall be taken up, the amount of work to be done in a given time, and the number of classes to be carried on at once.

LOWER SCHOOL.

GROUP A.—*English Language*.—Review of Elementary Work; Orthography, Etymology and Syntax; Derivation of Words; Analysis of Sentences; Rendering of Poetry into Prose; Critical Reading of portions of the Works of Authors of the Eighteenth and Nineteenth Centuries, to be prescribed from time to time by the Council of Public Instruction; * Composition—the Framing of Sentences; Familiar and Business Letters; Abstracts of Readings or Lectures; Themes;—generally, the Formation of a good English Style; Reading, Dictation, and Elocution, including the learning by heart and recitation of selected passages from Standard Authors.

GROUP B.—*Mathematics*.—(a) Arithmetic, Simple and Compound Rules; Vulgar and Decimal Fractions; Proportion; Percentage, in its various applications; Square Root.

(b) Algebra—Elementary Rules; Factoring; Greatest Common Measure; Least Common Multiple; Square Root; Fractions; Surds; Simple Equations of one, two, and three unknown quantities; Easy Quadratics.

(c) Geometry—Euclid, Books I. and II., with easy exercises; Application of Geometry to the Mensuration of Surfaces.

(d) Natural Philosophy—Composition and Resolution of Forces; Principle of Moments, Centre of Gravity; Mechanical Powers, Ratio of the Power to the Weight in each; Pressure of Liquids; Specific Gravity and Modes of Determining it; the Barometer, Syphon, Common Pump, Forcing Pump and Air Pump.

GROUP C.—*Modern Languages*.—(a) *French*: The Accidence and Principal Rules of Syntax; Exercises; Introductory and Advanced French Reader; Retranslation of easy passages into French; Rudiments of Conversation.

(b) *German*: The Accidence and the Principal Rules of Syntax; Exercises; Adler's Reader, 1st, 2nd and 3rd Parts; Retranslation of easy passages into German; Rudiments of Conversation.

GROUP D.—*Ancient Languages*.—(a) *Latin*: The Accidence and the Principal Rules of Syntax and Prosody; Exercises; Cæsar, *De Bello Gallico*, Book I.; and Virgil, *Æneid*, Book II., vv. 1-300; Learning by heart selected portions of Virgil; Retranslation into Latin of easy passages from Cæsar.

(b) *Greek*—Optional.

GROUP E.—*Physical Sciences*.—Chemistry; A course of experiments to illustrate the nature of Fire, Air, Water, and such solid substances as Limestone, Coal, and Blue Vitriol; Hydrogen, Oxygen, Nitrogen, Carbon, Chlorine, Sulphur, Phosphorus, and their more important Compounds; Combining Proportions by weight and by volume; Symbols and Nomenclature.

* For 1876, Gray's "Elegy" and Sir Walter Scott's "Lady of the Lake" have been prescribed. Candidates will be expected to show that they have read the whole of the latter poem, but the questions will be based mainly on Cantos V. and VI.

- GROUP F.—*History and Geography*.—(a) Leading events of English and Canadian History, also of Roman History to the death of Nero.
 (b) A fair course of Elementary Geography, Mathematical, Physical, and Political.
- GROUP G.—*Book-keeping, Writing, Drawing, and Music*.—(a) Single and Double Entry; Commercial forms and usages; Banking, Custom House, and General Business Transactions.
 (b) Practice in Writing.
 (c) Linear and Free-hand Drawing.
 (d) Elements of Music.
- ☞ An option is permitted between (i.) Latin; (ii.) French; (iii.) German, and (iv.) Natural Philosophy, Chemistry, and Book-keeping.

UPPER SCHOOL.

- GROUP A.—*English Language*.—Critical Reading of portions of the works of Authors of the Sixteenth and Seventeenth Centuries to be prescribed from time to time by the Council of Public Instruction; * Composition, Reading, and Elocution; the subject generally, as far as required for Senior Matriculation with Honours in the University.
- GROUP B.—*Mathematics*.—Arithmetic: The Theory of the Subject; Application of Arithmetic to complicated business transactions, such as Loans, Mortgages and the like.
 (b) Algebra: Quadratic Equations, Proportion, Progression, Permutations and Combinations, Binomial Theorem, etc., as far as required for Senior Matriculation with Honours.
 (c) Geometry: Euclid, Books I, II, III, IV, Definitions of Book V, Book VI, with exercises.
 (d) Trigonometry, as far as required for Senior Matriculation with Honours.
 (e) Natural Philosophy, Dynamics, Hydrostatics, and Pneumatics.
- GROUP C.—*Modern Languages*.—(a) French: Grammar and Exercises; Voltaire, Charles XII, Books VI, VII, and VIII; Corneille, Horace, Acts I and II; De Stael, L'Allemagne, 1^{re} Partie; Voltaire, Alzire; Alfred de Vigny, Cinq-Mars; Translation from English into French; Conversation.
 (b) German: Grammar and Exercises; Schiller, Das Lied von der Glocke, and Neffe als Onkel; Translation from English into German; Conversation.
- GROUP D.—*Ancient Languages*.—(a) Latin: Grammar; Cicero, for the Manilian Law; Virgil, Æneid, Book II; Livy, Book II, Chaps. I to XV inclusive; Horace, Odes, Book I; Ovid, Heroides, I and XIII; Translation from English into Latin Prose, etc., as far as is required for Senior Matriculation with Honours.
 (b) Greek: Grammar; Lucian, Charon and Life; Homer, Iliad, Book I; Xenophon, Anabasis, Book I, Chaps. VII, VIII, IX, X; Homer, Odyssey, Book IX, etc. as far as required for Senior Matriculation with Honours.
- GROUP E.—*Physical Science*.—(a) Chemistry: Heat—its sources; Expansion; Thermometers—relations between different scales in common use; Difference between Temperature and Quantity of Heat; Specific and Latent Heat; Calorimeters; Liquefaction; Ebullition; Evaporation; Conduction; Convection; Radiation. The Chief Physical and Chemical Characters, the Preparation, and the characteristic Tests of Oxygen, Hydrogen, Carbon, Nitrogen, Chlorine, Bromine, Iodine, Fluorine, Sulphur, Phosphorus, and Silicon.
 Carbonic Acid, Carbonic Oxyde, Oxides and Acids of Nitrogen, Ammonia, Olefiant Gas, Marsh Gas, Sulphurous and Sulphuric Acids, Sulphuretted Hydrogen, Hydrochloric Acid, Phosphoric Acids, Sulphuretted Hydrogen, Silica.
 Combining proportions by weight and by volume; General Nature of Acids, Bases and Salts, Symbols and Nomenclature.
 The Atmosphere—its constitution, effects of Animal and Vegetable Life upon its composition; Combustion; Structure and Properties of Flame; Nature and Composition of ordinary Fuel.
 Water—Chemical Peculiarities of Natural Waters, such as Rain Water, River Water Spring Water, Sea Water.

* For 1876 Shakespeare's Tragedy of "Macbeth," and Milton's "Il Penseroso," have been prescribed.

(b) Botany: An introductory course of Vegetable Anatomy and Physiology, illustrated by the examination of at least one plant in each of the Crowfoot, Cress, Pea, Rose, Parsley, Sunflower, Mint, Nettle, Willow, Arum, Orchis, Lily, and Grass families; Systematic Botany; Flowering Plants of Canada.

(c) Physiology: General view of the Structure and Functions of the Human Body; the Vascular System and the Circulation; the Blood and the Lymph; Respiration; the Function of Alimentation; Motion and Locomotion; Touch, Taste, Smell, Hearing, and Sight; the Nervous System.

GROUP F.—*History and Geography.*—(a) History: The special study of the Tudor and Stuart Periods; Roman, to the death of Nero; Grecian, to the death of Alexander.

(b) Geography—Ancient and Modern.

Masters will be at liberty to take up and continue in the Upper School any subject from the Lower School that they may think fit.

Every pupil must take Group A, Arithmetic, Algebra as far as Progression, History, and two other subjects from those included in Groups C, D, and E. In cases of doubt the Master shall decide. But candidates preparing for any examination shall be required to take only the subjects prescribed for such examination.

10. *Ordered*, That the Government be recommended to allow \$5 a day for each of the scrutineers while occupied in receiving the votes for members of the Council of Public Instruction.

11. The following applications for pensions from the Teachers' Superannuation Fund were approved:—

Alexander Best	Buxton,	for 15 years' service.
Nathan Bicknell	Camden East,	" 13½ "
Alexander Canning	Cookstown,	" 14 "
Jane S. Chadwick	Clifton,	" 18½ "
Margaret Cozens	Cornwall,	" 15 "
William Earngey	Gorrie,	" 16 "
James Hodgson	Yorkville,	" 18 "
William Johnston	Dixon's Corners,	" 18 "
James Joyce	Clayton,	" 13 "
Elizabeth Murray	Ottawa,	" 24 "
John McAdam	Clandeboyne,	" 30 "
John McIntyre	Paisley,	" 14 "
James Ovens	Paudash,	" 23 "
John Paul	Weston,	" 14 "

13. The following applications were considered and deferred:—

Dorothea Flavelle	Peterboro'
W. H. Meredith	Toronto.
John Thomson, A.B.	Fergus.
John Anderson	Kinloss.

13. The following applications were considered and declined:—

David M. Benson	Ameliasburgh.
Daniel Wright	Craigeleith.
John Sinclair	Wyandott.
R. Eward	Kingston.

14. *Ordered*, That in the case of Mr. Kingston, the Council can only allow for the time he taught in Schools under the authority of the Public School Law.

15. *Ordered*, That the protest in the matter of T. McQueen's pension be referred to the County Inspector for his report.

16. The Minutes were read and confirmed.

17. *Adjourned*.

(Signed)

† J. J. LYNCH.

Chairman pro tempore.

(Certified) ALEX. MARLING,
Clerk of the Council.

APPENDIX D.

CERTIFICATES AWARDED BY THE COUNCIL OF PUBLIC INSTRUCTION, BY THE CHIEF SUPERINTENDENT OF EDUCATION TO NORMAL SCHOOL STUDENTS, AND BY THE COUNTY AND CITY BOARDS OF EXAMINERS, 1875.

I. *By the Council of Public Instruction.*

MALE.

FIRST CLASS.

<p>A.</p> <p>*Dorland, Solomon M. (GOLD MEDAL) Prince Edward.</p> <p>O'Connor, William (First Silver Medal) Middlesex.</p> <p>*McArdle, David (Second Silver Medal) Ottawa.</p> <p>*Sprague, William E. (First Bronze Medal) Hastings.</p> <p>Martin, Joseph (Second Bronze Medal) Carleton.</p> <p>B.</p> <p>*Barnes, Charles Andrew Lambton.</p> <p>Bruce, James Wentworth.</p>	<p>Cook, John Wesley Wentworth.</p> <p>*Duncan, William A. Ottawa.</p> <p>Harvey, William B. Simcoe.</p> <p>*Lee, Archibald Ottawa.</p> <p>*McAllister, Samuel Toronto.</p> <p>*McKenzie, James Hastings.</p> <p>McLurg, James Perth.</p> <p>C.</p> <p>*Campbell, Cassius York.</p> <p>*Clark, William Grey.</p> <p>Cushnie, John Grey.</p> <p>Petrie, Alexander Wellington.</p> <p>*Pyne, Albert R. York.</p> <p>Robertson, Neil Lanark.</p>
---	---

MALE.

SECOND CLASS.

<p>A.</p> <p>Carroll, William Waterloo.</p> <p>Duncan, John A. Carleton.</p> <p>Ferguson, Miles Lambton.</p> <p>Hallett, William J. Wellington.</p> <p>Hick, Samuel Middlesex.</p> <p>Johnson, William Lambton.</p> <p>Kellett, Nicholas Welland.</p>	<p>B.</p> <p>Lamont, Rev. Hugh Ottawa.</p> <p>McTavish, Alexander Waterloo.</p> <p>Richardson, Henry Durham.</p> <p>Robinson, Templeton C. Grey.</p> <p>Sharman, George Huron.</p> <p>Slater, James Oxford.</p> <p>Wilson, James Welland.</p>
---	---

FEMALE.

A.

Montgomery, Esther E., Welland.

II. *By the Chief Superintendent of Education to Normal School Students.*

MALE.

FIRST CLASS.

<p>A.</p> <p>Campbell, Alexander.</p> <p>Dorland, Solomon.</p> <p>Stuart, Alexander.</p>	<p>B.</p> <p>Corbett, Lewis C.</p> <p>Francis, Daniel.</p> <p>Sprague, William E.</p>	<p>C.</p> <p>McNeow, James.</p> <p>Pyne, Albert R.</p>
--	---	--

FEMALE.

<p>A.</p> <p>Allen, Amelia Maria.</p>	<p>B.</p> <p>Cornor, Mary M. L. J.</p>	<p>C.</p> <p>Hes, Isabella.</p>
---------------------------------------	--	---------------------------------

SECOND CLASS.

MALE.

<p>A.</p> <p>Parker, Thomas.</p> <p>Pettit, Hiram.</p> <p>B.</p> <p>Adair, Alexander Aird.</p> <p>Barclay, Isaiah B.</p>	<p>B.</p> <p>Booth, William B.</p> <p>Cassidy, William.</p> <p>Collins, F. Charles.</p> <p>Devlin, Thomas S.</p> <p>Dusty, James.</p> <p>Huff, Samuel.</p> <p>Lough, William R.</p>	<p>B.</p> <p>Ludlow, Richard.</p> <p>McGowan, Robert.</p> <p>McWilliams, John.</p> <p>Reilly, William George.</p> <p>Sutherland, Jeffrey Talbot.</p> <p>Wightman, George Easton.</p>
--	---	--

FEMALE.

<p>A.</p> <p>Gillespie, Fannie.</p>	<p>B.</p> <p>Ballantine, Maria.</p> <p>Barr, Maggie.</p> <p>Browne, Elizabeth M.</p> <p>Burton, Maggie.</p>	<p>B.</p> <p>McKay, Myra.</p> <p>Shore, Margaret Jane.</p> <p>Westman, Mary Ann.</p> <p>Whitfield, Margaret.</p>
-------------------------------------	---	--

* Normal School Students.

+ Granted conditionally on production of evidence as to time served in teaching, and of his passing again the examination for Class II.

Candidates for Second Class Certificates who obtained Third Class Certificates.

MALE.

Bain, William L.
Bourne, Thomas.
Boyd, Isaac.
Brydon, Robert.
Glass, Matthew J.
Green, Thomas S.

Honston, David W.
Irwin, William.
Johnston, Robert W.
McCracken, Thomas.
McKay, William.
Pascoe, Richard.
Rae, James.

Robinson, John.
Robinson, F. Harvey.
Robinson, E. Bravender.
Sowerby, John.
Symons, William H.
Young, James Alfred.

FEMALE.

Abbott, Elizabeth A.
Baker, Emma.
Baldwin, Jennie A.
Baxter, Sophia.
Carlyle, Thomasina.
Cathcart, Caroline.
Church, Eliza Jane.
Chunie, Kate.
Comfort, Etoile.
Currie, Hannah.
Duncan, Barbara.

Foulds, Elizabeth.
Geltatly, Lizzie.
Gray, Annie.
Harrison, Annie.
Holmes, Selina Emmeline.
Jarvis, Eliza Jane.
Meldrum, Anna P.
Miller, Emma V.
Mitchell, Maggie.
McCordie, Alma.
McCredie, Emily.
McDowell, Bella.

McKellar, Nancy.
McLean, Mary E.
McLellan, Hattie.
McPhail, Sarah Ann.
Shea, Bridget.
Sileo, Fanny.
Sims, Florence.
Spence, Maggie.
Van Camp, Lauretta A.
Wilkinson, Sarah.
Windrum, Maggie.

THIRD CLASS.

MALE.

Areher, David.

Chapman, Edwin A.

Hambly, Louis Elwood.

FEMALE.

Donaldson, Elizabeth.
McGregor, Mary.

Orr, Maggie.

O'Reilly, Mary Ann.
Westland, Bertha F.

III. By the County and City Boards of Examiners.

MALE.

SECOND CLASS.

A.

Atkin, Welbern Elgin.
Bannerman, William Grey.
Black, Hugh Wellington.
Brents, Ira D. York.
Carleton, William H. Simcoe.
Carswell, Thomas B. Lanark.
Caverhill, Arthur Middlesex.
Cook, Edgar M. Lennox & Addington
Cushnie, John Grey.
Darrach, John Middlesex.
Davis, Flavel Wentworth.
Edgar, Thomas A. Hamilton.
Gale, John H. Hamilton.
Gorham, Thomas A. Simcoe.
Green, Thomas S. Ontario.
Haight, Franklin York.
Huff, Samuel Simcoe.
Hutt, Erasmus R. Lincoln.
Jacques, Alfred York.
Leonard, William H. Ontario.
Malcolm, John Mc. N. Peel.
Marshall, Donald York.
Morgan, James W. Bruce.
Morton, William C. Wentworth.
McKay, Donald Ontario.
McLain, George Hamilton.
McMillan, Alexander Middlesex.
Palmer, Levi Elgin.
Patterson, Alexander Lincoln.
Powell, Francis Carleton.
Robinson, Edward Ontario.
Robinson, Thomas H. York.
Randsbury, Robert. Middlesex.
Seldon, Richard Ontario.
Slater, Joseph Ontario.
Smyth, Elijah J. York.
Sowerby, John Ontario.
Squair, John Durham.
Stafford, Henry E. Elgin.
Strang, Peter Huron.

A.

Young, James Ontario.
Wallace, David Carleton.
Weir, Archibald. Huron.

B.

Allan, Thomas O. Simcoe.
Allan, Thomas Bruce.
Anderson, John Perth.
Armistead, Samuel Toronto.
Armour, John Huron.
Atkinson, Thomas C. Simcoe.
Atton, William M. Bruce.
Atridge, Samuel Perth.
Bellamy, T. A. Simcoe.
Bennett, George J. Leeds and Grenville.
Blackstock, Joseph Simcoe.
Booth, William B. York.
Brown, E. R. Huron.
Cameron, Alexander Ontario.
Cameron, Henry Huron.
Cameron, Malcolm L. Kent.
Clarke, James A. P. York.
Coates, Robert Halton.
Craig, Robert Huron.
Cull, Frederick A. Wellington.
Cundal, John Victoria.
Currie, Malcolm Simcoe.
Day, Alfred T. Wellington.
Decow, James Kent.
Dobbin, Robert O. Waterloo.
Dolbear, Ransom Elgin.
Donahue, Dennis Elgin.
Dundas, John Halton.
Dunmond, John York.
Duff, James Grey.
Duff, Samuel J. Peterborough.
Dulmage, Daniel Huron.
Duncan, Edward Carleton.
Eby, Sarah Waterloo.

MALE.

B.

Evans, Cornelius F.	Norfolk.	Nash, William H.	Lincoln.
Ferguson, Alexander.	Grey.	Odium, Edward.	Northumberland.
Fryer, John P.	Lambton.	O'Shea, James F.	Peterboro'.
Fulton, James.	Brant.	Park, Henry G.	Ontario.
Gerard, Irene.	Essex.	Patterson, Robert.	Northumberland.
Girdwood, Joseph H.	Leeds and Grenville.	Pearse, George.	Essex.
Glass, Matthew.	Middlesex.	Perry, Samuel T.	Wellington.
Graham, Marmaduke.	Peel.	Phelan, M. J. J.	Perth.
Grabam, William.	Elgin.	Pike, Isaac.	York.
Grandy, Thomas.	Durham.	Porter, Robert.	Perth.
Gray, Henry.	Lambton.	Pounder, Peter.	Renfrew.
Hagan, Thomas.	Ontario.	Rabb, John.	Leeds and Grenville.
Hamilton, M. T.	Huron.	Rae, James W.	Durham.
Hartley, James.	Wellington.	Reddick, David.	Brant.
Harvey, William A.	York.	Redmond, James K.	Lanark.
Henderson, Thomas.	Grey.	Ritchie, John, Sr.	Grey.
Herrington, W. J.	Hastings.	Ruby, Emanuel.	Waterloo.
Higly, Edward.	Elgin.	Rymal, Marshal B.	Wentworth.
Hill, John H.	Carleton.	Shaw, Alexander.	Huron.
Hoover, Jacob.	York.	Shaw, William.	Huron.
Irvine, Charles R.	Hastings.	Shaw, Frank W.	Brant.
Irwin, George A.	Durham.	Shaw, William G.	Lambton.
Irwin, Joseph.	Perth.	Sheehan, John.	Hamilton.
Jones, Robert W.	Prince Edward.	Sheppard, B. S.	Elgin.
Johnston, James McC.	Bruce.	Sherk, Levi.	Welland.
Johnston, Robert W.	York.	Shinay, William.	Huron.
Kemp, John H.	Waterloo.	Simpson, John.	Wellington.
Kennedy, Thomas.	Durham.	Sinclair, Franklin.	Elgin.
Lamoreaux, Wilmot.	Ontario.	Skelton, Jeremiah.	Peel.
Lett, Francis G.	Renfrew.	Smith, A. G.	Huron.
Lockert, Matthew.	Huron.	Smith, Arthur H.	Bruce.
Ludlow, Richard.	York.	Smith, James C.	Ontario.
Markle, Vining A.	Wentworth.	Smith, Robert H.	Middlesex.
Martin, Robert S.	York.	Spillet, Stanley.	Simcoe.
May, Playter.	Simcoe.	Stephen, Adam H.	Grey.
Ming, Charles S.	Peterboro'.	Stones, George.	Victoria.
Moore, James K.	Kent.	Sutherland, Jeffrey T.	Elgin.
Munro, William.	Grey.	Symons, William H.	Durham.
Mustard, Thomas.	Huron.	Tait, Leonard.	Wellington.
Mutch, John.	Hamilton.	Taylor, James T.	Wentworth.
MacKenzie, William A.	Leeds and Grenville.	Thompson, William.	Leeds and Grenville.
MacKenzie, William F.	Wellington.	Tovel, John.	Wellington.
McAntee, James.	Ontario.	Truman, Thomas.	Simcoe.
McBride, John.	Grey.	Vanderburg, Harvey.	Norfolk.
McCabe, Charles J.	Wellington.	Waddell, William.	Perth.
McCamus, David N.	Peterboro'.	Wallace, Michael.	Carleton.
McCracken, Thomas.	Simcoe.	Walls, William A.	Oxford.
McGowan, W. R.	Huron.	Wardrop, Alexander B.	Waterloo.
McHugh, Michael.	Essex.	Warren, Edward.	Lanark.
McIlwain, John.	Middlesex.	Waterson, John A.	Leeds and Grenville.
McKay, William.	Huron.	White, Thomas.	Lambton.
McLoughlin, John.	Middlesex.	Willmot, John W.	York.
McLean, Allan.	Ontario.	Wright, Arthur W.	Wellington.
McMurchie, Peter.	Wellington.	Wright, Justus.	Middlesex.
McPhail, Archibald A.	York.	Wright, Maurice.	Kent.
McPherson, David.	Bruce.		

FEMALE.

A.

Adair, Margaret.	Bruce.	Flett, Minnie.	Hamilton.
Armstrong, Mary.	Ontario.	Footo, Annie G.	Wellington.
Ballantine, Maria.	Wentworth.	Fulton, Amorette.	Dundas.
Beall, Laura.	Ontario.	Gardiner, Lucy W.	Hamilton.
Beatty, Bessie.	Leeds and Grenville.	Grant, Georgina.	Frontenac.
Beith, Francis.	Grey.	Gross, Lucetta J.	Lincoln.
Creasor, Mary.	Grey.	Hall, Lizzie.	Elgin.
Darce, Louise.	Lincoln.	Hale, Aggie.	London.
Forgie, Agnes.	Lanark.	Halligan, Mary A.	Brant.
*McMaster, Isabella.	Ottawa.	Harrison, Maria.	London.
Ramsay, Mary.	Ontario.	Head, Martha.	Brant.
Comfort, Emma.	Elgin.	Hetherington, Eunice E.	Durham.
Cook, Athelia J.	Stormont.	Hortin, Annie.	Brant.
Cowie, Agnes.	Wentworth.	Howard, Abbie.	Middlesex.
Crozier, Mary.	Middlesex.	Jessop, Annetta.	Ontario.

* Conditional on re-examination.

FEMALE.

A.

Laird, Annie M.	Lennox & Addington
Livingstone, Ellen	Elgin.
Mahaffey, Mary S.	Grey.
Malcamson, Maria	Hamilton.
Marshall, Margaret A.	Durham.
Martin, Victoria	Hamilton.
Mustard, Christina	Huron.
McCull, Bella	Middlesex.
McCormack, Louise	Perth.
McGarvey, Josephine	Simcoe.
McGeary, Rachel	Simcoe.
McKenzie, Margaret	Welland.
McMenemy, Annie	Hamilton.
McPhail, Sarah	Ontario.
Scales, Hannah	Frontenac.
Westman, Mary A.	Toronto.

B.

Baldwin, Jennie	Elgin.
Ballantyne, Kate	Kent.
Batty, Isabel	Grey.
Baxter, Sophia	Ontario.
Bennitto, Ellen	Hamilton.
Bissell, Elizabeth	Frontenac.
Bissell, Lydia J.	Frontenac.
Bollard, Susan A.	Frontenac.
Boon, Isabella C.	Middlesex.
Boyle, Jenny	Peel.
Brown, Alice L.	Elgin.
Browne, Elizabeth	Durham.
Cheney, Frances A.	Prescott.

B.

Church, Eliza J.	Toronto.
Clarke, Laura	Lincoln.
Coburn, Mary	Lennox & Addington
Comfort, Etoile	Elgin.
Neill, O. Maggie	Huron.
Oliver, Marion	Perth.
Richardson, Jemima	Stormont.
Robinson, M. Jane	Hamilton.
Sims, Bertha	Toronto.
Sims, Florence	Toronto.
Sinclair, Margaret	Brant.
Silber, Ella	Leeds and Grenville.
Smith, Annie P.	Grey.
Smith, Jennie E.	Wellington.
Smith, Minnie	Grey.
Smith, M. E.	Elgin.
Smyth, Margaret	Ontario.
Stuart, Lizzie	Middlesex.
*Stewart, Sarah	Ottawa.
Tandy, Harriet	Frontenac.
Taylor, Agnes	Lambton.
Taylor, S. Louisa	Huron.
Thompson, Sarah A.	Durham.
Thomson, Helen	Huron.
Todd, Janet	Lanark.
Tomlinson, Susie	Ontario.
Tramor, Matilda	Huron.
Utter, Edith	Hamilton.
VanCamp, Lauretta	Middlesex.
Watson, Jane	York.
Young, Frances E.	Frontenac.

* Conditional on re-examination.

APPENDIX D.

NUMBER OF CERTIFICATES

Awarded by the Council of Public Instruction, and by the County and City Boards of Examiners, at the July Examinations, 1875.

COUNTIES & CITIES.	NUMBER WHO APPLIED FOR			TOTAL.	WHO RECEIVED						TOTAL.
	1st Class.	2nd Class.	3rd Class.		1st Class.	2nd Class.		3rd Class.			
						Male.	Female.	Male.	Female.		
Glengarry	—	—	38	38	—	—	—	2	14	16	
Stormont	—	5	50	55	—	—	2	2	12	16	
Dundas	—	2	42	44	—	—	1	6	—	7	
Prescott	—	4	29	33	—	—	1	3	15	19	
Russell	2	—	27	29	—	—	—	2	9	11	
Carleton	1	9	62	71	1	5	—	22	11	39	
Leeds and Grenville	—	18	147	165	—	6	2	15	88	111	
Lanark	1	6	124	131	1	3	2	20	68	94	
Renfrew	—	2	54	56	—	2	—	3	8	13	
Frontenac	—	19	63	82	—	—	7	7	13	27	
Lennox and Addington	—	3	43	46	—	1	2	7	21	31	
Prince Edward	1	15	44	60	1	1	—	12	8	22	
Hastings	2	10	131	143	2	2	—	25	41	70	
Northumberland	—	14	40	54	—	2	—	16	24	42	
Durham	1	21	47	69	—	6	4	7	22	39	
Peterborough	—	9	69	78	—	4	—	8	16	28	
Haliburton	—	—	9	9	—	—	—	2	7	9	
Victoria	—	10	69	79	—	2	—	15	21	38	
Ontario	2	38	91	131	—	15	8	25	35	83	
York	3	38	107	147	2	17	1	42	32	99	
Peel	—	13	48	61	—	3	1	8	7	19	
Simcoe	1	27	122	150	1	12	2	52	41	108	
Halton	—	11	31	42	—	2	—	12	14	28	
Wentworth	4	11	48	63	2	5	2	14	25	48	
Brant	—	27	45	72	—	3	4	8	15	30	
Lincoln	—	18	43	61	—	3	3	12	9	27	
Welland	3	2	38	43	—	1	1	8	11	21	
Haldimand	—	7	29	36	—	—	—	7	15	22	
Norfolk	—	8	57	64	—	2	—	14	20	36	
Oxford	1	10	77	88	—	1	—	5	7	13	
Waterloo	2	12	74	88	—	5	—	24	17	46	
Wellington	2	53	151	206	1	12	2	30	26	71	
Grey	3	42	138	183	2	9	6	40	45	102	
Perth	2	29	116	147	1	6	2	18	18	45	
Huron	2	39	97	138	—	16	5	22	29	72	
Bruce	—	8	116	124	—	6	1	40	29	76	
Middlesex	3	40	192	235	1	9	6	23	25	64	
Elgin	—	35	119	154	—	10	7	26	32	75	
Kent	—	15	82	97	—	4	1	13	23	41	
Lambton	3	17	90	110	1	4	1	13	34	53	
Essex	—	5	41	46	—	3	—	11	16	30	
Hamilton	2	20	37	59	—	5	8	2	16	31	
Ottawa	—	13	17	30	3	—	2	—	15	20	
London	4	12	18	34	—	—	2	2	19	23	
Toronto	2	12	7	21	1	1	4	3	4	13	
Kingston	—	—	6	6	—	—	—	1	2	3	
	46	709	3124	3874	20	188	90	654	979	1931	

TOTAL NUMBER OF PERSONS WHO APPLIED FOR AND WHO OBTAINED CERTIFICATES
FROM 1871 TO 1875 INCLUSIVE.

YEAR.	NUMBER WHO APPLIED FOR				WHO RECEIVED						
	1st Class.	2nd Class.	3rd Class.	Total.	1st Class.		2nd Class.		3rd Class.		Total.
					Male.	Female.	Male.	Female.	Male.	Female.	
1871	34	599	3066	3699	16	—	204	75	735	786	1816
1872	55	659	3339	4053	12	2	204	67	701	996	1982
1873	36	455	3142	3633	8	—	118	46	699	960	1831
1874	27	432	2039	2498	14	—	143	53	435	654	1299
1875	46	709	3124	3879	20	—	188	90	654	979	1931
Total....	198	2854	14710	17762	70	2	857	331	3224	4375	8859

APPENDIX E.

1. LIST OF HIGH SCHOOL INSPECTORS.

James A. McLellan, M.A. LL.D. ; J. M. Buchan, M.A. ; S. Arthur Marling, M.A.

2. LIST OF PUBLIC SCHOOL INSPECTORS.

NAME.	JURISDICTION.	POST OFFICE.
Donald McDiarmid, M.D	Glengarry and Town of Cornwall.....	Athol.
Alexander McNaughton	Stormont	Newington.
Rev. Wm. Fergusson, A.M.	Dundas	Chesterville.
Thomas Orton Steele.	Prescott.....	L'Orignal.
Rev. Thomas Garrett	Russell	Bearbrook.
Rev. John May, M.A	Carleton	Ottawa.
Rev. George Blair, M.A	Grenville and Town of Prescott.....	Prescott.
Robert Kinney, M.D	Leeds, No. 2	Brockville.
William R. Bigg.....	Leeds, No. 1, and Town of Brockville	Brockville.
Henry Lloyd Slack, M.A	Lanark and Town of Perth	Perth.
Rev. E. H. Jenkyns, M.A	Renfrev	Pembroke.
John Agnew, M.D.	Frontenac	Kingston.
Frederick Burrows.....	Lennox and Addington and Town of Napanee	Napanee.
Gilbert D. Platt, B.A	Prince Edward	Pictou.
William Mackintosh	Hastings, No. 1	Madoc.
John Johnston	Hastings, No. 2, and Town of Belleville	Belleville.
Edward Scarlett.....	Northumberland and Town of Cobourg	Cobourg.
John J. Tilley.....	Durham and Towns of Bowmanville and Port Hope	Bowmanville.
James Coyle Brown	Peterborough	Peterborough.
Rev. Frederick Burt.	Hal burton	Minden.
James H. Knight	E. Victoria and Town of Lindsay	Lindsay.
Henry Reazin	W. Victoria	Lindsay.
James McBrien	Ontario	Myrtle.
James Hodgson	S. York	Yorkville.
David Fotheringham.	N. York	Aurora.
Donald J. McKinnon	Peel and Town of Brampton	Brampton.

LIST OF PUBLIC SCHOOL INSPECTORS.—Continued.

NAME.	JURISDICTION.	POST OFFICE.
Rev. William McKee, B.A.	S. Simcoe	Clover Hill.
James C. Morgan, M.A.	N. Simcoe and Towns of Barrie and Orillia	Barrie.
Robert Little	Halton and Towns of Milton and Oakville	Acton.
Joseph H. Smith	Wentworth	Ancaster.
Michael Joseph Kelly, M.D.	Brant and Town of Brantford	Brantford.
John B. Somerset	Lincoln	St. Catharines.
James H. Ball, M.A.	Welland and Towns of Clifton and Thorold	Thorold.
Clarke Moses	Haldimand	Caledonia, Seneca.
James J. Wadsworth, M.A., M.B.	Norfolk and Town of Simcoe	Simcoe.
William Carlyle	Oxford and Towns of Ingersoll, Tilsonburgh and Woodstock	Woodstock.
Thomas Pearce	Waterloo and Towns of Berlin, Galt and Waterloo	Berlin.
A. Dingwall Fordyce	N. Wellington	Fergus.
Rev. James Kilgour	S. Wellington and Town of Orangeville.	Guelph.
Thomas Gordon	N. Grey and Town of Owen Sound	Owen Sound.
William Ferguson	S. Grey and Town of Durham	Priceville.
Andrew Grier	E. Grey	Thornbury.
William Alexander	Perth and Towns of Listowel, Mitchell, St. Mary's and Stratford.	Stratford.
John R. Miller	S. Huron and Town of Goderich	Goderich.
Archibald Dewar	N. Huron and Towns of Clinton and Seaforth.	Seaforth.
W. S. Clendening	E. Bruce and Town of Walkerton	Walkerton.
Benjamin Freer	W. Bruce and Town of Kincardine	Kincardine.
John Dearness	E. Middlesex	London.
Joseph S. Carson	W. Middlesex and Town of Strathroy	Strathroy.
A. F. Butler	Elgin	St. Thomas.
Edmund B. Harrison	Kent and Town of Bothwell	Ridgetown.
George W. Ross, M.P.	Lambton, No. 1, and Town of Petrolia.	Strathroy.
John Brebner	Lambton, No. 2, and Town of Sarnia	Sarnia.
Theodule Girardot	Essex, No. 1, and Town of Sandwich	Sandwich.
James Bell	Essex, No. 2, and Town of Amherstburgh, Colchester	Oxley.
<small>GRANDS</small> James Hughes	City of	Toronto.
A. Macallum, M.A.	do	Hamilton.
W. G. Kidd	do	Kingston.
J. B. Boyle	do	London.
John C. Glashan	do	Ottawa.
John H. Comfort, M.D.	do	St. Catharines.
Rev. A. McColl	Town of	Chatham.
Rev. Robert Rogers	do	Collingwood.
R. B. Carman, M.A.	do	Cornwall.
Rev. James Herald	do	Dundas.
Rev. Robert Torrance	do	Guelph.
Daniel Wright	do	Meaford (Craigeleith).
John Rogers	do	Niagara.
Rev. Thomas Henderson	do	Paris.
James Stratton	do	Peterborough.
J. M. Platt, M.D.	do	Pictou.
Rev. George Cuthbertson	do	St. Thomas.
Rev. George Bell, LL.D.	do	Walkerton.
Thomas Hilliard	do	Waterloo.
G. H. Smith	do	Whitby.
J. C. Patterson, M.P.P.	do	Windsor.
Hugh McKay, M.D.	do	Woodstock.

APPENDIX F.

INSPECTORS' AND EXAMINERS' CERTIFICATES, AND RETIRED TEACHERS.

Continued from Report of 1874.

I.—NAMES OF PERSONS WHO HAVE RECEIVED INSPECTORS' CERTIFICATES DURING 1875.

Note.—All Inspectors will be *ex-officio* Members of the Boards of Examiners for their respective Counties.

McArdle, David.

Parlow, Edwin D.

II.—NAMES OF PERSONS WHO HAVE RECEIVED EXAMINERS' CERTIFICATES DURING 1875.

Baines, Charles.	De Scudamore, H. T. B.	McCabe, John.
Campbell, Rev. Alex., B.A.	Edgecombe, George.	McKenny, D. C., B.A.
Campbell, Rev. John, B.A.	Jardine, W. W.	Macnee, P. C., B.A.
Chaisgreen, Charles.	Leitch, Thomas.	Rankin, John B., R.A.
Curry, C. D., B.A.	Linton, John.	Routhier, Rev. J. O.
Dorland, P. H., B.A.	Lusk, C. H., M.D.	Whyte, Rev. James.
Duncan, James.		

III.—TEACHERS WHO HAVE RETIRED FROM THE PROFESSION DURING 1875.

Continued from Report of 1874.

	NAME.	COUNTY.	SUBSCRIPTIONS RETURNED AND DATE.	
				1875.
342.	Asher, James	Lincoln	83 00	June
343.	Bowman, George W	Waterloo	7 00	January
344.	Brine, H. J	Welland	2 00	February
345.	Blatchford, Thomas	Wentworth	7 00	March
346.	Bell, Thomas J	Lincoln	7 00	March
347.	Boyd, James E	Waterloo	5 00	March
348.	Bradshaw, W. C	Simcoe	8 00	April
349.	Balfour, George A	Victoria	8 00	April
350.	Butler, B. F	Hastings	6 00	May
351.	Bell, James	Carleton	7 00	June
352.	Campbell, Archibald G	Wentworth	7 00	January
353.	Carleton, Wm. H	York	5 00	March
354.	Campbell, Peter	Huron	2 00	March
355.	Clarke, Thomas R.	Wellington	2 00	April
356.	Cormier, Thomas	Halton	8 00	April
357.	Dulmage, R. W	Wellinton	7 00	January
358.	Duncan, Edmund J. H.	Brant	5 00	January
359.	Duggan, Fred. J.	York	3 00	February
360.	Denby, Benjamin	Leeds	2 00	May
361.	Doupe, Wm. H	Huron	7 00	May
362.	Evans, George T	Grey	3 00	March
363.	Ferguson, Colin E	Middlesex	6 00	January
364.	Froaty, Sylvester	Dundas	7 00	February
365.	Franklin, R. M	Essex	7 00	February
366.	Furchamp, J. G. R	Middlesex	7 00	March

TEACHERS WHO HAVE RETIRED FROM THE PROFESSION.—*Continued.*


	NAME.	COUNTY.	SUBSCRIPTIONS RETURNED AND DATE.	
				1875.
367.	Fennell, James	Wellington	86 00	March
368.	Foster, Sydney	Essex	8 00	May
369.	Graham, Joseph	York	7 00	January
370.	Good, James W.	York	6 00	February
371.	Glasgow, Sinclair H.	York	5 00	February
372.	Granby, Robert	Durham	5 00	April
373.	Galbreath, W.	Halton	7 00	May
374.	Gilbert, Nelson R.	Norfolk	5 00	June
375.	Hopper, George H.	Ontario	8 00	January
376.	Haverson, James	Wellington	5 00	April
377.	Harrison, Benj. H.	Prince Edward	6 00	April
378.	Hodge, Samuel A.	Durham	5 00	April
379.	Hill, J. A.	Simcoe	1 00	May
380.	Ishister, Malcolm	Huron	5 00	February
381.	Irwin, Archd.	Perth	6 00	March
382.	Jarvis, Nicholas	Middlesex	7 00	January
383.	Jackson, J. B.	Wentworth	7 00	April
384.	Jamieson, George M.	Halton	8 00	May
385.	Jones, James L.	Victoria	7 00	June
386.	Kerr, George J.	Northumberland	6 00	April
387.	Leavett, Thad. W. H.	Leeds	6 00	February
388.	Lean, J. U.	Oxford	8 00	April
389.	Mitchell, W. D.	Perth	2 00	January
390.	Miller, Andrew H.	York	4 00	January
391.	Murphy, George E.	Lambton	4 00	January
392.	Morrison, Arthur J.	Peel	4 00	January
393.	Madge, Walter W.	Addington	6 00	February
394.	Miller, Walter	Prince Edward	6 00	March
395.	Ming, C. F.	Northumberland	7 00	March
396.	Markley, A. W. R.	Dundas	3 00	May
397.	Mathieson, James G.	Northumberland	6 00	May
398.	Morrison, Hector	Kent	6 00	May
399.	Mitchell, G. A.	Peterborough	8 00	June
400.	McCanagher, Joseph	Prescott	5 00	January
401.	McDiarmid, P. A.	Middlesex	6 00	January
402.	McDermid, Andrew	Haldimand	6 00	January
403.	Mackenzie, Wm.	Perth	7 00	February
404.	McHugh, Michael J.	Essex	5 00	March
405.	McCarty, Daniel	Ontario	6 00	March
406.	McEachern, Donald	Bruce	4 00	April
407.	McKay, Hugh	Ontario	3 00	April
408.	McKinnon, A. H.	Halton	5 00	April
409.	McKeown, Robert O.	Peel	3 00	May
410.	McCreary, James	Lanark	8 00	May
411.	O'Brien, William	Peterborough	6 00	April
412.	Parke, William P.	York	5 00	February
413.	Paterson, David	Perth	7 00	April
414.	Patterson, Andrew	Wentworth	5 00	June
415.	Robinson, Alex.	York	8 00	February
416.	Rutherford, Peter	Kent	7 00	February
417.	Shinn, Henry	Durham	7 00	February
418.	Soallion, J. W.	Welland	5 00	February
419.	Stevenson, J. A.	Ontario	6 00	March
420.	Shupe, Charles	Welland	5 00	March
421.	Starret, Thomas Jas.	Halton	3 00	March
422.	Stewart, James H.	Lanark	6 00	April
423.	Skelly, Dennis J.	York	7 00	April
424.	Stewart, D. A.	Lanark	5 00	March
425.	Thomson, James	Bruce	3 00	March
426.	Torrance, William	York	2 00	April
427.	Thompson, Alex.	Elgin	8 00	June
428.	Van Velsor, Henry V.	Kent	6 00	May
429.	Whitlock, Francis	Huron	5 00	January
430.	Whitely, Thomas	Huron	7 00	March
431.	Watson, David	Brant	6 00	April
432.	White, W. P.	Elgin	5 00	June
433.	Blanchard, Mrs. Perthena, widow of Thompson Blanchard	Locals	13 97	April


TEACHERS WHO HAVE RETIRED FROM THE PROFESSION.—*Continued.*

NAME.		COUNTY.	SUBSCRIPTIONS RETURNED AND DATE.	
1875.				
434.	Ferguson, Mrs. Margaret, widow of James Ferguson	Wellington	\$111 51	April
435.	Moir, Andrew, representative of A. Moir, jun.	Huron	4 69	May
436.	Ross, Mrs. Margaret, widow of Wm. Ross	Victoria	15 84	June
437.	Squier, Mrs. Flora J., widow of Isaac C. Squier	Hastings	15 90	February
438.	Yates, Mrs. Elizabeth, widow of Richard Yates	Wentworth	18 11	April
439.	Bingham, J. W.	Oxford	8 00	September
440.	Barrowclough, Nelson	Durham	8 00	October
441.	Bingham, Hugh S.	Durham	6 00	November
442.	Bryden, John	Bothwell	7 00	November
443.	Benson, David M.	Prince Edward	42 00	December
444.	Bruce, William	Wellington	8 00	December
445.	Black, John	Bruce	9 00	December
446.	Churchill, Benjamin	Huron	3 00	July
447.	Clark, Edward J.	Wellington	9 00	September
448.	Campbell, John F.	Elgin	4 00	October
449.	Campbell, Duncan	York	5 00	December
450.	Donnelly, R. A.	Simcoe	6 00	July
451.	Davidson, Bryce T.	Frontenac	5 00	August
452.	Deroche, W. P.	Lennox	9 00	September
453.	Dinsmore, Andrew	Perth	4 00	September
454.	Dickie, Noble	Northumberland	5 00	October
455.	Dixon, John	York	4 00	November
456.	East, Caleb	Middlesex	4 00	November
457.	Ferris, Arthur	Ontario	9 00	October
458.	Forrest, David	Ontario	4 00	December
459.	Geddes, James H.	Bruce	6 00	July
460.	Garrepy, Joseph	Essex	5 00	August
461.	Guthrie, Isaac N.	Dundas	7 00	August
462.	Groh, John W.	Waterloo	8 00	August
463.	Gilmour, John F.	Durham	3 00	December
464.	Hodgins, Frank	Huron	5 00	July
465.	Hodgins, Wm. S.	Huron	7 00	September
466.	Hart, Christopher	Stormont	7 00	September
467.	Irvin, James	Huron	5 00	October
468.	Johnston, David	Hastings	3 00	October
469.	Johnson, Daniel	Wentworth	4 00	October
470.	Johnson, J. Enoch	Essex	5 00	December
471.	Kidd, Peter E.	Peterborough	4 00	September
472.	Kinnee, Caleb	Essex	9 00	October
473.	Laing, Douglas	Oxford	4 00	December
474.	Montigny, A.	Essex	8 00	July
475.	Markley, Arthur	Dundas	1 00	July
476.	Moore, Wm. F.	Bruce	5 00	July
477.	Morgan, John	Frontenac	6 00	August
478.	Madden, Wm. H.	Ontario	5 00	September
479.	Maitland, R. R.	Huron	9 00	October
480.	Moore, Neil D.	Huron	7 00	November
481.	McLachlan, James	Wellington	5 00	July
482.	McSween, James	Kent	7 00	July
483.	McGill, Anthony	Wentworth	7 00	July
484.	McDonald, John	Grey	7 00	July
485.	McArthur, J. C.	Bruce	6 00	August
486.	McDonald, John A.	Middlesex	7 00	September
487.	McNabb, Finlay	Victoria	9 00	October
488.	McSbea, T. B.	Hastings	8 00	October
489.	McMullan, James	Lennox	9 00	October
490.	McTaggart, Alexander	Elgin	5 00	October
491.	McCannel, Donald	Frontenac	4 00	November
492.	McDonald, Alexander	Oxford	8 00	December
493.	McNichol, John	Carleton	8 00	December
494.	McArthur, George	Frontenac	5 00	December
495.	McDonald, Rev. D.	Middlesex	6 00	December
496.	Odlum, E.	Northumberland	4 00	December

TEACHERS WHO HAVE RETIRED FROM THE PROFESSION.—*Concluded.*

NAME.		COUNTY.	SUBSCRIPTIONS RETURNED AND DATE.	
				1875.
497	Philip, William	Grenville	\$3 00	December
498	Roblin, Edmund	Prince Edward	6 00	September
499	Shilton, James W	Wentworth	2 00	July
500	Sheppard, Daniel E	Halton	7 00	September
501	Shoff, Elgin	York	5 00	September
502	Stanley, U. M.	Middlesex	4 00	September
503	Stark, Alexander	Frontenac	2 00	December
504	Terwilligar, William	Lennox	7 00	September
505	Weese, Redford C.	Hastings	6 00	August
506	Williams, Thomas F	Algoma	8 00	October
507	Wallace, A. E.	York	4 00	November
508	Wisnes, Marshall A.	York	9 00	November
509	Wallace, Benjamin	Hastings	6 00	December
510	York, Alexander	Russell	6 00	August
511	Curry, Mrs. Elizabeth, widow of Thomas Curry	Huron	12 20	November
512	Duff, Alex. A., representative of Robt. G. Duff	Lanark	18 17	August
513	Gleason, Mrs. Almina, widow of Al- vinis Gleason	Welland	11 76	October
514	Jackson, Mrs. Ann, widow of Edward Jackson	Grenville	5 00	July
515	Park, Mrs. Fanny, widow of Alexan- der Park	Kent	20 81	October





BINDING SECT. NOV 29 1982

