

1963

CENSUS OF BUSINESS



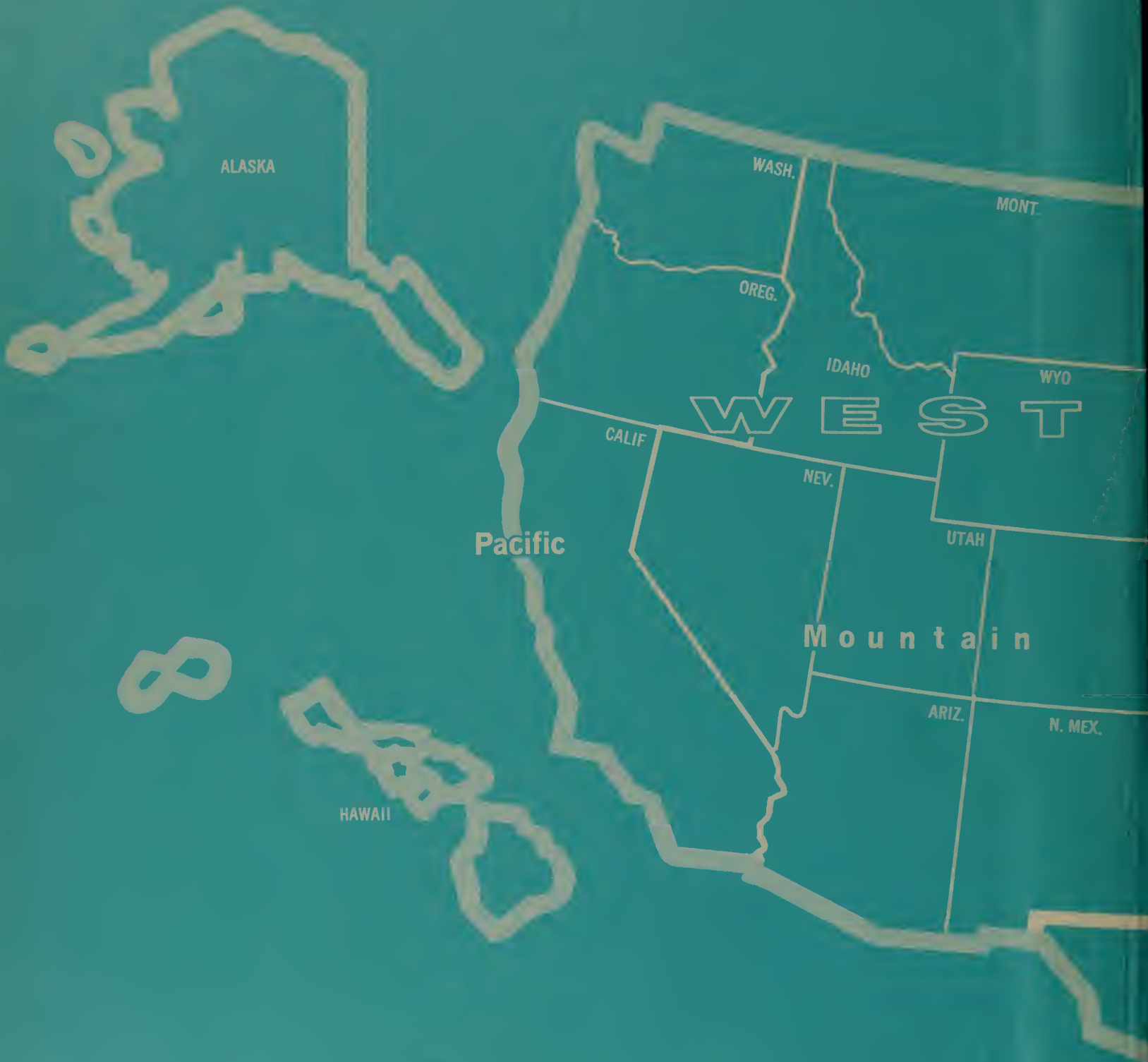
III

MAJOR RETAIL
CENTERS

part 2

MACON, GA. TO
YOUNGSTOWN-WARREN,
OHIO

CENSUS REGIONS AND GEOGRAPHIC DIVISIONS



OF THE UNITED STATES





REF
2F
1967
103
V. 3
pl 2

1963 CENSUS OF BUSINESS

Volume **three**

MAJOR RETAIL CENTER STATISTICS

PART 2 Macon, Ga., to Youngstown-Warren, Ohio



DEPARTMENT OF COMMERCE, John T. Connor, Secretary
BUREAU OF THE CENSUS, A Ross Eckler, Director

BUREAU OF THE CENSUS

A. Ross Eckler, Director

**Howard C. Grieves,
Deputy Director**

BUSINESS DIVISION

Harvey Kailin, Chief

Acknowledgments

This report was prepared in the Business Division under the supervision of **Harvey Kailin**, Chief, and **Henry Wulff**, Assistant Chief for Census Programs.

Robert Viehman, Chief, Retail Trade Branch, was responsible for the retail trade segment of the Census of Business. **Philip Chenoweth** was in charge of reviewing, selecting, and coding the Federal income tax reports for non-employer establishments.

Gerda Mones was the division's liaison officer with the Jeffersonville Operations Office and supervised the division's professional staff at that office. **Gerald Post** contributed to the entire project, particularly in the analysis and collection of reports for the large and complex corporate organizations. **Robert W. Scheidel**, **Patricia A. Clark**, **Mabel N. Foster**, and **C. Daniel Bremer** also participated in the analysis of data and preparation of the report. Staff assistance was provided by **Ralph S. Woodruff**, Assistant Division Chief, Research and Methodology, and **Max Shor**, Assistant Division Chief, Staff and Special Projects.

Systems and procedures were developed in the Economic Operations Division, **M. D. Bingham**, Chief, by **Sol Dolleck**, Assistant Chief for Systems, assisted by **Samuel Schweid**, **Nathan Lesowitz**, and **Jack Margolis**. **Heyward D. Glisson** developed and supervised the electronic computer programming under the direction of **John S. Lannan**. Quality control plans and procedures were developed and supervised by **Herman H. Fasteau**, assisted by **George Minton**. Others who participated in the development of systems and procedures were **Jack Scharff**, **Irving Weiss**, **Jerry S. Cooper**, **William W. Perry**, **Maxwell Jeane**, **Peter Ohs**, and **Carl Mueller**.

Processing of retail reports was performed at the Jeffersonville Operations Office under the direction of **Robert D. Krook**. **Gene P. King** and **Waller Wynne, Jr.**, were directly in charge of the Economic Census Operations Branch. Data processing and related operations were performed by the Data Processing Systems Division, **Robert F. Drury**, Chief, and **R. M. Micoly**, Assistant Chief.

Louis Greenberg, in his capacity as Census of Business Coordinator, made important contributions to the planning and operational phases of the work.

□

The statistics presented in this volume incorporate the area preprints, series BC63-MRC.

Library of Congress Card No. A66-7302

Suggested Citation

U.S. Bureau of the Census, Census of Business, 1963
Vol. 3, Major Retail Center Statistics
Part 2, Macon, Ga., to Youngstown-Warren, Ohio
U.S. Government Printing Office, Washington, D.C., 1966

For sale by the Superintendent of Documents, U.S. Government Printing Office, Washington, D.C. 20402, or any Department of Commerce field office. Price \$12.75 (for parts 1 and 2)

1963 CENSUS OF BUSINESS



Major Retail Center Statistics PART 2

CONTENTS

[Page numbers listed here show the Chapter prefix, which appears as part of number for each page]

	page
PART 1 Introduction	v
Summary	1-1
Akron, Ohio, SMSA to Lubbock, Tex., SMSA	2-1 to 56-1
 PART 2	
Macon, Ga., SMSA	57-1
Madison, Wis., SMSA	58-1
Memphis, Tenn.-Ark., SMSA	59-1
Miami, Fla., SMSA	60-1
Milwaukee, Wis., SMSA	61-1
Minneapolis-St. Paul, Minn., SMSA	62-1
Mobile, Ala., SMSA	63-1
Montgomery, Ala., SMSA	64-1
Nashville, Tenn., SMSA	65-1
New Bedford, Mass., SMSA	66-1
New Haven, Conn., SMSA	67-1
New Orleans, La., SMSA	68-1
New York, N.Y., SMSA	69-1
Brooklyn, New York, and Yonkers	
Newark, N.J., SMSA	70-1
Newport News-Hampton, Va., SMSA	71-1
Norfolk-Portsmouth, Va., SMSA	72-1
Oklahoma City, Okla., SMSA	73-1
Omaha, Nebr.-Iowa., SMSA	74-1
Paterson-Clifton-Passaic, N.J., SMSA	75-1
Peoria, Ill., SMSA	76-1
Philadelphia, Pa.-N.J., SMSA	77-1
Camden and Philadelphia	
Phoenix, Ariz., SMSA	78-1
Pittsburgh, Pa., SMSA	79-1
Portland, Oreg., SMSA	80-1
Providence-Pawtucket-Warwick, R.I.-Mass., SMSA	81-1
Reading, Pa., SMSA	82-1
Richmond, Va., SMSA	83-1
Rochester, N.Y., SMSA	84-1
Rockford, Ill., SMSA	85-1

CONTENTS

Continued

	page
Sacramento, Calif., SMSA	86-1
St. Louis, Mo.-Ill., SMSA	87-1
Salt Lake City, Utah., SMSA	88-1
San Antonio, Tex., SMSA	89-1
San Diego, Calif., SMSA	90-1
San Francisco-Oakland, Calif., SMSA	91-1
Berkeley, Oakland, and San Francisco	
San Jose, Calif., SMSA	92-1
Savannah, Ga., SMSA	93-1
Scranton, Pa., SMSA	94-1
Seattle-Everett, Wash., SMSA	95-1
Shreveport, La., SMSA	96-1
South Bend, Ind., SMSA	97-1
Spokane, Wash., SMSA	98-1
Springfield-Chicopee-Holyoke, Mass.-Conn., SMSA	99-1
Syracuse, N.Y., SMSA	100-1
Tacoma, Wash., SMSA	101-1
Tampa-St. Petersburg, Fla., SMSA	102-1
Toledo, Ohio-Mich., SMSA	103-1
Topeka, Kans., SMSA	104-1
Trenton, N.J., SMSA	105-1
Tucson, Ariz., SMSA	106-1
Tulsa, Okla., SMSA	107-1
Utica-Rome, N.Y., SMSA	108-1
Waco, Tex., SMSA	109-1
Washington, D.C.-Md.-Va., SMSA	110-1
Waterbury, Conn., SMSA	111-1
Wichita, Kans., SMSA	112-1
Wichita Falls, Tex., SMSA	113-1
Wilmington, Del.-N.J.-Md., SMSA	114-1
Winston-Salem, N.C., SMSA	115-1
Worcester, Mass., SMSA	116-1
Youngstown-Warren, Ohio, SMSA	117-1
APPENDIX A Explanation of Terms	APP-1
B Standard Metropolitan Statistical Areas Covered in This Volume	APP-6
C Central Business Districts	APP-10
D Major Retail Centers With Sales of \$50 Million or More in 1963	APP-13
E Retail Trade General Questions	APP-18
F Kind-of-Business Titles and Reporting Form Numbers	APP-00

Macon, Ga., SMSA

CONTENTS

[Page numbers listed here omit the chapter prefix, 57-, which appears as part of number for each page]


	page
Standard Metropolitan Statistical Area Map	1
Chart on Retail Sales: 1963 and 1958	3
TABLE 1 The Central Business District: 1963 and 1958	4
2 The City: 1963 and 1958	5
3 The Standard Metropolitan Statistical Area: 1963 and 1958	6
4 CBD, City, SMSA—Sales Comparisons: 1958 and 1963	7
5 CBD Sales as Percent of City and SMSA Sales: 1963 and 1958	8
6 Other Major Retail Centers in the SMSA: 1963	9

MACON, GA.

Standard Metropolitan Statistical Area, Central Business District, and Major Retail Centers

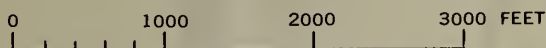


STANDARD METROPOLITAN
STATISTICAL AREA
& CENTRAL CITY



CENTRAL
BUSINESS
DISTRICT

Comprising Census Tract 7




MACON, GA.

Standard Metropolitan Statistical Area, Central Business District, and Major Retail Centers




Macon SMSA

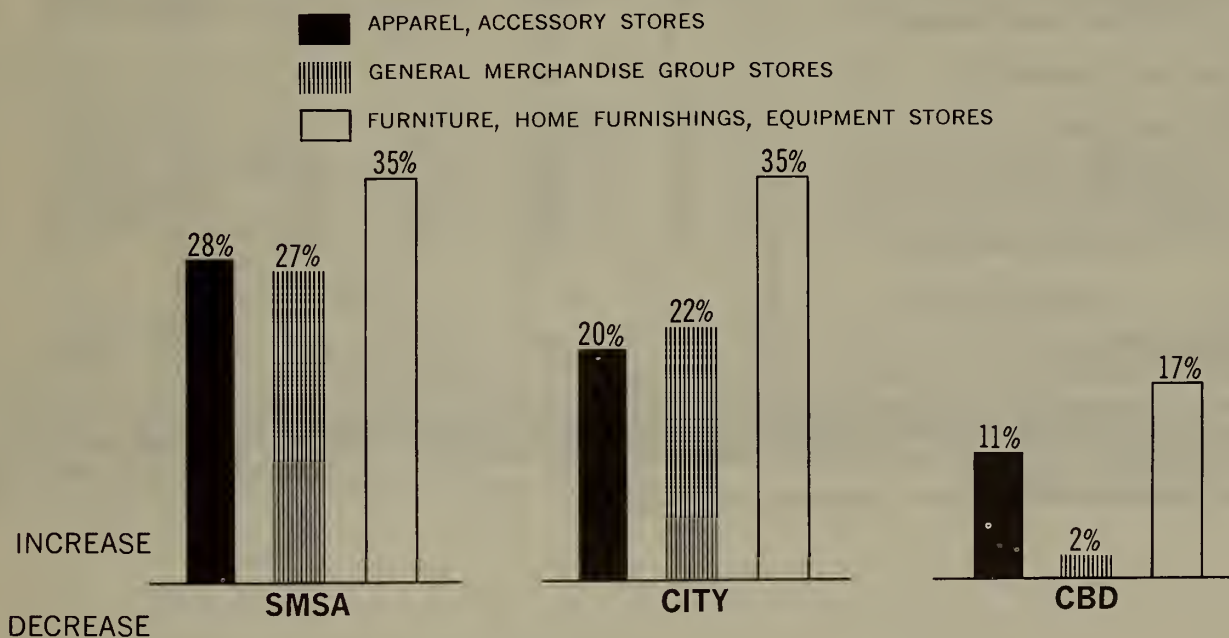
Retail Sales: 1958 and 1963 IN MILLIONS OF DOLLARS



Macon



Percent Change in Sales, 1958-1963 by Types of Stores



1963 CENSUS OF BUSINESS, U.S. Department of Commerce, Bureau of the Census

TABLE 1. The Central Business District: 1963 and 1958

SIC code	Kind of business	1963				1958 ¹		
		Estab- lish- ments (number)	Sales (\$1,000)	Payroll, entire year (\$1,000)	Paid employees, workweek ended nearest Nov. 15 (number)	Estab- lish- ments (number)	Sales (\$1,000)	Payroll, entire year (\$1,000)
	RETAIL STORES							
	Total ² -----	290	78 675	10 948	3 673	311	71 609	9 461
52	Lumber, building materials, hardware, farm equip- ment dealers -----	5	852	117	26	4	906	99
5251	Hardware stores -----	-	-	-	-	1	(D)	(D)
52 ex. 5251	Other -----	5	852	117	26	3	(D)	(D)
53 part ³	General merchandise group stores ² -----	17	21 765	3 131	1 117	15	21 328	3 123
531	Department stores -----	6	(D)	(D)	(D)	6	16 139	2 368
533	Limited price variety stores -----	6	3 467	574	280	5	4 622	695
539	Miscellaneous general merchandise stores -----	5	(D)	(D)	(D)	4	567	60
54	Food stores -----	19	4 262	473	162	20	5 580	474
55 ex. 554	Automotive dealers -----	17	21 110	2 122	425	18	12 995	1 452
55 pt. (554)	Gasoline service stations -----	20	1 919	237	92	26	2 518	252
56	Apparel, accessory stores -----	47	10 451	1 645	490	47	9 435	1 325
561, 567	Men's, boys' apparel stores, custom tailors -----	9	1 888	230	62	13	1 538	190
562-3, 568	Women's clothing, specialty stores -----	18	4 260	659	232	13	3 608	509
562	Women's ready-to-wear stores ³ -----	16	4 197	651	226	12	3 105	433
565	Family clothing stores ³ -----	5	(D)	(D)	(D)	6	(D)	(D)
566	Shoe stores -----	14	1 788	274	78	15	1 753	213
564, 569	Other apparel, accessory stores -----	1	(D)	(D)	(D)	1	(D)	(D)
57	Furniture, home furnishings, equipment stores -----	29	7 308	1 329	293	29	6 249	1 018
5712	Furniture stores -----	12	(D)	(D)	(D)	11	3 417	573
5713-15, 19	Other home furnishings stores -----	1	(D)	(D)	(D)	-	-	-
572, 573	Household appliance, radio, television, music stores -----	16	2 660	466	111	18	2 832	445
58	Eating, drinking places -----	45	3 644	843	723	53	2 829	574
5812	Eating places -----	38	3 428	817	709	43	2 529	546
5813	Drinking places (alcoholic beverages) -----	7	216	26	14	10	300	28
59 pt. (591)	Drug stores, proprietary stores -----	9	909	139	67	11	1 177	171
59 ex. 591	Other retail stores ⁴ -----	82	6 455	912	278	88	8 592	973
592	Liquor stores -----	29	1 953	121	52	36	2 993	144
594	Book, stationery stores -----	3	(D)	(D)	(D)	3	290	72
595	Sporting goods stores, bicycle shops -----	3	442	47	9	1	(D)	(D)
597	Jewelry stores -----	12	1 267	208	66	15	1 573	295
5992	Florists -----	11	386	53	22	9	363	53
5996	Camera, photographic supply stores -----	1	(D)	(D)	(D)	1	(D)	(D)
	SELECTED SERVICES							
7011	Hotels, motels -----	13	1 257	393	245	12	1 289	408
783	Motion picture theaters -----	2	(D)	(D)	(D)	4	498	96

Standard Notes: - Represents zero. (D) Withheld to avoid disclosure. (NA) Not available.

¹1958 group totals for SIC 53 and 56 may include data for "nonemployer" establishments which could not be classified and tabulated by detailed kinds of business.

²Excludes nonstore retailers (i.e., mail order, direct selling, merchandise vending machine operators) part of SIC 53.

³1958 data limited to "employer" establishments.

⁴Includes data for those kinds of business in SIC 59 (ex. 591) not covered in any of the lines below.

TABLE 2. The City: 1963 and 1958

SIC code	Kind of business	1963				1958 ¹		
		Estab- lish- ments (number)	Sales (\$1,000)	Payroll, entire year (\$1,000)	Paid employees, workweek ended nearest Nov. 15 (number)	Estab- lish- ments (number)	Sales (\$1,000)	Payroll, entire year (\$1,000)
RETAIL STORES								
	Total ² -----	1 078	180 285	20 478	6 717	917	131 434	14 419
52	Lumber, building materials, hardware, farm equip- ment dealers -----	36	(D)	(D)	(D)	31	6 095	718
5251	Hardware stores -----	5	224	19	6	12	(D)	(D)
52 ex. 5251	Other -----	31	(D)	(D)	(D)	19	(D)	(D)
53 part ²	General merchandise group stores ² -----	48	26 986	(D)	(D)	44	22 049	3 180
531	Department stores -----	7	(D)	(D)	(D)	6	16 139	2 368
533	Limited price variety stores -----	21	(D)	(D)	(D)	17	(D)	(D)
539	Miscellaneous general merchandise stores -----	20	1 626	(D)	(D)	19	(D)	(D)
54	Food stores -----	250	38 448	2 705	1 037	224	28 642	1 792
55 ex. 554	Automotive dealers -----	71	42 846	3 754	787	59	22 865	2 047
55 pt. (554)	Gasoline service stations -----	176	14 235	1 322	527	130	10 263	815
56	Apparel, accessory stores -----	75	12 691	1 898	598	59	10 584	(D)
561, 567	Men's, boys' apparel stores, custom tailors -----	14	(D)	(D)	(D)	13	(D)	(D)
562-3, 568	Women's clothing, specialty stores -----	27	(D)	(D)	(D)	18	4 517	601
562	Women's ready-to-wear stores ³ -----	23	5 026	728	266	17	(D)	(D)
565	Family clothing stores ³ -----	9	(D)	(D)	(D)	6	(D)	(D)
566	Shoe stores -----	19	(D)	(D)	(D)	17	1 819	223
564, 569	Other apparel, accessory stores -----	6	(D)	(D)	(D)	3	(D)	(D)
57	Furniture, home furnishings, equipment stores -----	81	10 167	(D)	(D)	54	7 520	(D)
5712	Furniture stores -----	34	5 174	(D)	(D)	(NA)	(NA)	(NA)
5713-15, 19	Other home furnishings stores -----	11	946	(D)	(D)	(NA)	(NA)	(NA)
572, 573	Household appliance, radio, television, music stores -----	36	4 047	609	159	28	3 290	(D)
58	Eating, drinking places -----	138	8 374	1 806	890	127	5 611	1 092
5812	Eating places -----	129	8 059	1 774	872	111	5 202	1 055
5813	Drinking places (alcoholic beverages) -----	9	315	32	18	16	409	37
59 pt. (591)	Drug stores, proprietary stores -----	39	(D)	(D)	(D)	32	3 936	581
59 ex. 591	Other retail stores ⁴ -----	164	13 541	1 859	534	157	13 869	1 578
592	Liquor stores -----	37	3 318	182	70	45	4 151	189
594	Book, stationery stores -----	5	(D)	(D)	(D)	6	437	97
595	Sporting goods stores, bicycle shops -----	11	1 001	86	17	3	(D)	(D)
597	Jewelry stores -----	14	(D)	(D)	(D)	17	1 622	(D)
5992	Florists -----	25	788	96	44	(NA)	(NA)	(NA)
5996	Camera, photographic supply stores -----	1	(D)	(D)	(D)	(NA)	(NA)	(NA)
SELECTED SERVICES								
7011	Hotels, motels -----	28	2 705	(D)	(D)	25	1 781	511
783	Motion picture theaters -----	6	(D)	(D)	(D)	8	698	(D)

Standard Notes: - Represents zero. (D) Withheld to avoid disclosure. (NA) Not available.

¹1958 group totals for SIC 53 and 56 may include data for "nonemployer" establishments which could not be classified and tabulated by detailed kinds of business.

²Excludes nonstore retailers (i.e., mail order, direct selling, merchandise vending machine operators) part of SIC 53.

³1958 data limited to "employer" establishments.

⁴Includes data for those kinds of business in SIC 59 (ex. 591) not covered in any of the lines below.

TABLE 3. The Standard Metropolitan Statistical Area: 1963 and 1958

SIC code	Kind of business	1963				1958 ¹		
		Estab- lish- ments (number)	Sales (\$1,000)	Payroll, entire year (\$1,000)	Paid employees, workweek ended nearest Nov. 15 (number)	Estab- lish- ments (number)	Sales (\$1,000)	Payroll, entire year (\$1,000)
	RETAIL STORES							
	Total ² -----	1 468	228 834	25 170	8 314	1 339	167 969	17 547
52	Lumber, building materials, hardware, farm equip- ment dealers -----	52	12 795	1 437	362	51	10 717	1 177
5251	Hardware stores -----	9	(D)	(D)	(D)	16	900	74
52 ex. 5251	Other -----	43	(D)	(D)	(D)	35	9 817	1 103
53 part ²	General merchandise group stores ² -----	63	29 542	4 055	1 556	66	23 285	3 316
531	Department stores -----	8	20 003	2 685	933	6	16 139	2 368
533	Limited price variety stores -----	26	7 610	1 176	531	25	5 647	851
539	Miscellaneous general merchandise stores -----	29	1 929	194	92	(NA)	(NA)	(NA)
54	Food stores -----	343	51 738	3 494	1 324	337	39 583	2 337
55 ex. 554	Automotive dealers -----	106	51 705	4 602	980	80	28 364	2 562
55 pt. (554)	Gasoline service stations -----	247	19 407	1 755	704	199	14 722	1 143
56	Apparel, accessory stores -----	101	15 107	2 126	693	84	11 771	1 588
561, 567	Men's, boys' apparel stores, custom tailors -----	21	2 662	320	85	17	1 730	220
562-3, 568	Women's clothing, specialty stores -----	33	6 319	834	312	28	4 906	(D)
562	Women's ready-to-wear stores ³ -----	28	5 987	779	292	23	4 357	562
565	Family clothing stores ³ -----	14	3 060	521	138	10	2 729	437
566	Shoe stores -----	23	2 556	392	127	22	2 018	253
564, 569	Other apparel, accessory stores -----	10	510	59	31	5	(D)	(D)
57	Furniture, home furnishings, equipment stores -----	113	12 929	2 111	508	74	9 590	1 451
5712	Furniture stores -----	54	7 352	1 204	281	32	5 512	849
5713-15, 19	Other home furnishings stores -----	15	1 047	216	43	5	276	37
572, 573	Household appliance, radio, television, music stores -----	44	4 530	691	184	37	3 802	565
58	Eating, drinking places -----	189	11 235	2 371	1 165	194	7 886	1 406
5812	Eating places -----	173	10 617	2 312	1 135	164	6 949	1 336
5813	Drinking places (alcoholic beverages) -----	16	618	59	30	30	937	70
59 pt. (591)	Drug stores, proprietary stores -----	49	6 811	972	355	54	5 972	785
59 ex. 591	Other retail stores ⁴ -----	205	17 565	2 247	667	200	16 079	1 782
592	Liquor stores -----	45	4 429	239	88	50	4 802	221
594	Book, stationery stores -----	6	1 288	225	49	9	507	101
595	Sporting goods stores, bicycle shops -----	14	1 293	106	25	6	691	91
597	Jewelry stores -----	16	1 611	264	85	23	1 799	313
5992	Florists -----	30	965	117	56	25	766	96
5996	Camera, photographic supply stores -----	1	(D)	(D)	(D)	1	(D)	(D)
	SELECTED SERVICES							
7011	Hotels, motels -----	44	3 556	876	529	42	2 789	766
783	Motion picture theaters -----	9	1 026	237	127	14	1 070	214

Standard Notes: - Represents zero. (D) Withheld to avoid disclosure. (NA) Not available.

¹1958 group totals for SIC 53 and 56 may include data for "nonemployer" establishments which could not be classified and tabulated by detailed kinds of business.

²Excludes nonstore retailers (i.e., mail order, direct selling, merchandise vending machine operators) part of SIC 53.

³1958 data limited to "employer" establishments.

⁴Includes data for those kinds of business in SIC 59 (ex. 591) not covered in any of the lines below.

TABLE 4. CBD, City, SMSA—Sales Comparisons: 1958 and 1963

SIC code	Kind of business	Percent change in sales			Percent distribution of sales					
		Central business district	City	Standard metropolitan statistical area	Central business district		City		Standard metropolitan statistical area	
					1963	1958	1963	1958	1963	1958
	RETAIL STORES									
	Total ² -----	9.9	37.2	36.2	100.0	100.0	100.0	100.0	100.0	100.0
52	Lumber, building materials, hardware, farm equipment dealers -----	-6.0	(D)	19.4	1.1	1.3	(D)	4.6	5.7	6.4
5251	Hardware stores -----	100.0	(D)	(D)	-	(D)	0.1	(D)	(D)	0.5
52 ex. 5251	Other -----	(D)	(D)	(D)	1.1	(D)	(D)	(D)	(D)	5.8
53 part ²	General merchandise group stores ^{1,2} -----	2.0	22.4	26.9	27.7	29.8	15.0	16.8	12.9	13.9
531	Department stores -----	(D)	(D)	23.9	(D)	22.5	(D)	12.3	8.7	9.6
533	Limited price variety stores -----	-25.0	(D)	34.8	4.4	6.5	(D)	(D)	3.3	3.4
539	Miscellaneous general merchandise stores -----	(D)	(D)	(NA)	(D)	0.8	0.9	(D)	0.8	(NA)
54	Food stores -----	-23.6	34.2	30.7	5.4	7.8	21.3	21.8	22.6	23.6
55 ex. 554	Automotive dealers -----	62.4	87.4	82.3	26.8	18.1	23.8	17.4	22.6	16.9
55 pt. (554)	Gasoline service stations -----	-23.8	38.7	31.8	2.4	3.5	8.0	7.8	8.5	8.8
56	Apparel, accessory stores ¹ -----	10.8	19.9	28.3	13.3	13.2	7.0	8.1	6.6	7.0
561, 567	Men's, boys' apparel stores, custom tailors -----	22.8	(D)	53.9	2.4	2.1	(D)	(D)	1.2	1.0
562-3, 568	Women's clothing, specialty stores -----	18.1	(D)	28.8	5.4	5.0	(D)	3.4	2.8	2.9
562	Women's ready-to-wear stores ³ -----	35.2	(D)	37.4	5.3	4.3	2.8	(D)	2.6	2.6
565	Family clothing stores ³ -----	(D)	(D)	12.1	(D)	(D)	(D)	(D)	1.3	1.6
566	Shoe stores -----	2.0	(D)	26.7	2.3	2.4	(D)	1.4	1.1	1.2
564, 569	Other apparel, accessory stores -----	(D)	(D)	(D)	(D)	(D)	(D)	(D)	0.2	(D)
57	Furniture, home furnishings, equipment stores -----	16.9	35.2	34.8	9.3	8.7	5.6	5.7	5.6	5.7
5712	Furniture stores -----	(D)	(NA)	33.4	(D)	4.8	2.7	(NA)	3.2	3.3
5713-15, 19	Other home furnishings stores -----	-	(NA)	279.3	(D)	-	0.5	(NA)	0.5	0.2
572, 573	Household appliance, radio, television, music stores -----	-6.1	23.0	19.1	3.4	4.0	2.2	2.5	2.0	2.3
58	Eating, drinking places -----	28.8	49.2	42.5	4.6	4.0	4.6	4.3	4.9	4.7
5812	Eating places -----	35.5	54.9	52.8	4.4	3.5	4.5	4.0	4.6	4.1
5813	Drinking places (alcoholic beverages) -----	-28.0	-23.0	-34.0	0.3	0.4	0.2	0.3	0.3	0.6
59 pt. (591)	Drug stores, proprietary stores -----	-22.8	(D)	14.0	1.2	1.6	(D)	3.0	3.0	3.6
59 ex. 591	Other retail stores ⁴ -----	-24.9	-2.4	9.2	8.2	12.0	7.5	10.6	7.7	9.6
592	Liquor stores -----	-34.7	-20.1	-7.8	2.5	4.2	1.8	3.2	1.9	2.9
594	Book, stationery stores -----	(D)	(D)	154.0	(D)	0.4	(D)	0.3	0.6	0.3
595	Sporting goods stores, bicycle shops -----	(D)	(D)	87.1	0.6	(D)	0.6	(D)	0.6	0.4
597	Jewelry stores -----	-19.5	(D)	-10.5	1.6	2.2	(D)	1.2	0.7	1.1
5992	Florists -----	6.3	(NA)	26.0	0.5	0.5	0.4	(NA)	0.4	0.5
5996	Camera, photographic supply stores -----	(D)	(NA)	(D)	(D)	(D)	(D)	(NA)	(D)	(D)
	SELECTED SERVICES									
7011	Hotels, motels -----	-2.5	51.9	27.5	(X)	(X)	(X)	(X)	(X)	(X)
783	Motion picture theaters -----	(D)	(D)	-4.1	(X)	(X)	(X)	(X)	(X)	(X)

Standard Notes: - Represents zero. (D) Withheld to avoid disclosure. (NA) Not available. (X) Not applicable. (-) Minus sign before number denotes decrease.
¹1958 group totals for SIC 53 and 56 may include data for "nonemployer" establishments which could not be classified and tabulated by detailed kinds of business.
²Excludes nonstore retailers (i.e., mail order, direct selling, merchandise vending machine operators) part of SIC 53.
³1958 data limited to "employer" establishments.
⁴Includes data for those kinds of business in SIC 59 (ex. 591) not covered in any of the lines below.

TABLE 5. CBD Sales as Percent of City and SMSA Sales: 1963 and 1958

SIC code	Kind of business	Central business district sales as—			
		Percent of city sales		Percent of standard metropolitan statistical area sales	
		1963	1958	1963	1958
	RETAIL STORES				
	Total ² -----	43.0	54.5	33.8	42.6
52	Lumber, building materials, hardware, farm equipment dealers -----	(D)	14.9	6.7	8.5
5251	Hardware stores -----	-	(D)	-	(D)
52 ex. 5251	Other -----	(D)	(D)	(D)	(D)
53 part ¹	General merchandise group stores ^{1,2} -----	80.7	96.7	73.7	91.6
531	Department stores -----	(D)	100.0	(D)	100.0
533	Limited price variety stores -----	(D)	(D)	45.6	81.8
539	Miscellaneous general merchandise stores -----	(D)	(D)	(D)	(NA)
54	Food stores -----	11.1	19.5	8.2	14.1
55 ex. 554	Automotive dealers -----	49.3	56.8	40.8	45.8
55 pt. (554)	Gasoline service stations -----	13.5	24.5	9.9	17.1
56	Apparel, accessory stores ¹ -----	79.0	89.1	64.5	80.2
561, 567	Men's, boys' apparel stores, custom tailors -----	(D)	(D)	70.9	88.9
562-3, 568	Women's clothing, specialty stores -----	(D)	79.9	67.4	73.5
562	Women's ready-to-wear stores ³ -----	83.5	(D)	70.1	71.3
565	Family clothing stores ³ -----	(D)	(D)	(D)	(D)
566	Shoe stores -----	(D)	96.4	70.0	86.9
564, 569	Other apparel, accessory stores -----	(D)	(D)	(D)	(D)
57	Furniture, home furnishings, equipment stores -----	71.9	83.1	56.5	65.2
5712	Furniture stores -----	(D)	(NA)	(D)	62.0
5713-15, 19	Other home furnishings stores -----	(D)	-	(D)	-
572, 573	Household appliance, radio, television, music stores -----	65.7	86.1	58.7	74.5
58	Eating, drinking places -----	43.5	50.4	32.4	35.9
5812	Eating places -----	42.5	48.6	32.3	36.4
5813	Drinking places (alcoholic beverages) -----	68.6	73.3	35.0	32.0
59 pt. (591)	Drug stores, proprietary stores -----	(D)	29.9	13.3	19.7
59 ex. 591	Other retail stores ⁴ -----	47.7	62.0	36.7	53.4
592	Liquor stores -----	58.9	72.1	44.1	62.3
594	Book, stationery stores -----	(D)	66.4	(D)	57.2
595	Sporting goods stores, bicycle shops -----	44.2	(D)	34.2	(D)
597	Jewelry stores -----	(D)	97.0	78.6	87.4
5992	Florists -----	49.0	(NA)	40.0	47.4
5996	Camera, photographic supply stores -----	(D)	(NA)	(D)	(D)
	SELECTED SERVICES				
7011	Hotels, motels -----	46.5	72.4	35.3	46.2
783	Motion picture theaters -----	(D)	71.3	(D)	46.5

Standard Notes: - Represents zero. (D) Withheld to avoid disclosure. (NA) Not available.

²Excludes nonstore retailers (i.e., mail order, direct selling, merchandise vending machine operators) part of SIC 53.

³1958 data limited to "employer" establishments.

⁴Includes data for those kinds of business in SIC 59 (ex. 591) not covered in any of the lines below.

TABLE 6. Other Major Retail Centers in the SMSA: 1963


MRC No. 1. Includes the planned center known as "Westgate Shopping Center" and establishments on Pio Nono Ave. from Holly St. to Canterbury Rd. (Macon city)

SIC code	Kind of business	Total	SIC code	Kind of business	Number of establishments
	Retail stores, total: Number ----- Sales ----- \$1,000	34 9 907	55 ex. 554	Automotive Dealers -----	1
54, 58, 591	Convenience goods stores: Number ----- Sales ----- \$1,000	9 3 454	55 pt. (554)	Gasoline service stations -----	5
53 part, 56, 57	Shopping goods stores: Number ----- Sales ----- \$1,000	12 5 029	56	Apparel, accessory stores -----	6
52, 55, 59 ex. 591	All other stores: Number ----- Sales ----- \$1,000	13 1 424	561, 567 562-3, 568 562 565 566 564, 569	Men's, boys' apparel stores, custom tailors ----- Women's clothing, specialty stores ----- Women's ready-to-wear stores ----- Family clothing stores ----- Shoe stores ----- Other apparel, accessory stores -----	1 2 2 - 2 1
			57	Furniture, home furnishings, equipment stores -----	3
			5712	Furniture stores -----	-
		Number of establishments	5713-15, 19 572, 573	Other home furnishings stores ----- Household appliance, radio, television, music stores -----	1 2
	Retail stores, total -----	34	58	Eating, drinking places -----	4
52	Lumber, building materials, hardware, farm equipment dealers -----	1	5812 5813	Eating places ----- Drinking places (alcoholic beverages) -----	4 -
5251 52 ex. 5251	Hardware stores ----- Other -----	- 1	59 pt. (591)	Drug stores, proprietary stores -----	1
53 part 531 533 539	General merchandise group stores ----- Department stores ----- Limited price variety stores ----- Miscellaneous general merchandise stores -----	3 1 2 -	59 ex. 591 592 594 595 597 5992 5996	Other retail stores ----- Liquor stores ----- Book, stationery stores ----- Sporting goods stores, bicycle shops ----- Jewelry stores ----- Florists ----- Camera, photographic supply stores -----	6 - - - 1 - -
54	Food stores -----	4			

MRC No. 2. Includes the planned centers known as "Williams Plaza" and "Miller Hills" Shopping Centers and establishments on Watson Blvd. from Briarcliff Rd. to Houston Rd. (Warner Robins city and Houston Co.)

SIC code	Kind of business	Total	SIC code	Kind of business	Number of establishments
	Retail stores, total: Number ----- Sales ----- \$1,000	43 8 925	55 ex. 554	Automotive dealers -----	4
54, 58, 591	Convenience goods stores: Number ----- Sales ----- \$1,000	9 3 886	55 pt. (554)	Gasoline service stations -----	8
53 part, 56, 57	Shopping goods stores: Number ----- Sales ----- \$1,000	16 3 185	56	Apparel, accessory stores -----	7
52, 55, 59 ex. 591	All other stores: Number ----- Sales ----- \$1,000	18 1 854	561, 567 562-3, 568 562 565 566 564, 569	Men's, boys' apparel stores, custom tailors ----- Women's clothing, specialty stores ----- Women's ready-to-wear stores ----- Family clothing stores ----- Shoe stores ----- Other apparel, accessory stores -----	3 2 2 - 2 -
			57	Furniture, home furnishings, equipment stores -----	5
			5712	Furniture stores -----	2
		Number of establishments	5713-15, 19 572, 573	Other home furnishings stores ----- Household appliance, radio, television, music stores -----	- 3
	Retail stores, total -----	4 345	58	Eating, drinking places -----	3
52	Lumber, building materials, hardware, farm equipment dealers -----	5	5812 5813	Eating places ----- Drinking places (alcoholic beverages) -----	3 -
5251 52 ex. 5251	Hardware stores ----- Other -----	4 1	59 pt. (591)	Drug stores, proprietary stores -----	1
53 part 531 533 539	General merchandise group stores ----- Department stores ----- Limited price variety stores ----- Miscellaneous general merchandise stores -----	4 1 3 -	59 ex. 591 592 594 595 597 5992 5996	Other retail stores ----- Liquor stores ----- Book, stationery stores ----- Sporting goods stores, bicycle shops ----- Jewelry stores ----- Florists ----- Camera, photographic supply stores -----	1 - - - 1 - -
54	Food stores -----	5			

Standard Notes: - Represents zero. (D) Withheld to avoid disclosure. (NA) Not available.



Madison, Wis., SMSA

CONTENTS

[Page numbers listed here omit the chapter prefix, 58-, which appears as part of number for each page]

	page
Standard Metropolitan Statistical Area Map	1
Chart on Retail Sales: 1963 and 1958	3
TABLE 1 The Central Business District: 1963 and 1958	4
2 The City: 1963 and 1958	5
3 The Standard Metropolitan Statistical Area: 1963 and 1958	6
4 CBD, City, SMSA—Sales Comparisons: 1958 and 1963	7
5 CBD Sales as Percent of City and SMSA Sales: 1963 and 1958	8
6 Other Major Retail Centers in the SMSA: 1963	9

1870

1870

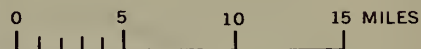
1870

MADISON, WIS.

Standard Metropolitan Statistical Area, Central Business District, and Major Retail Centers

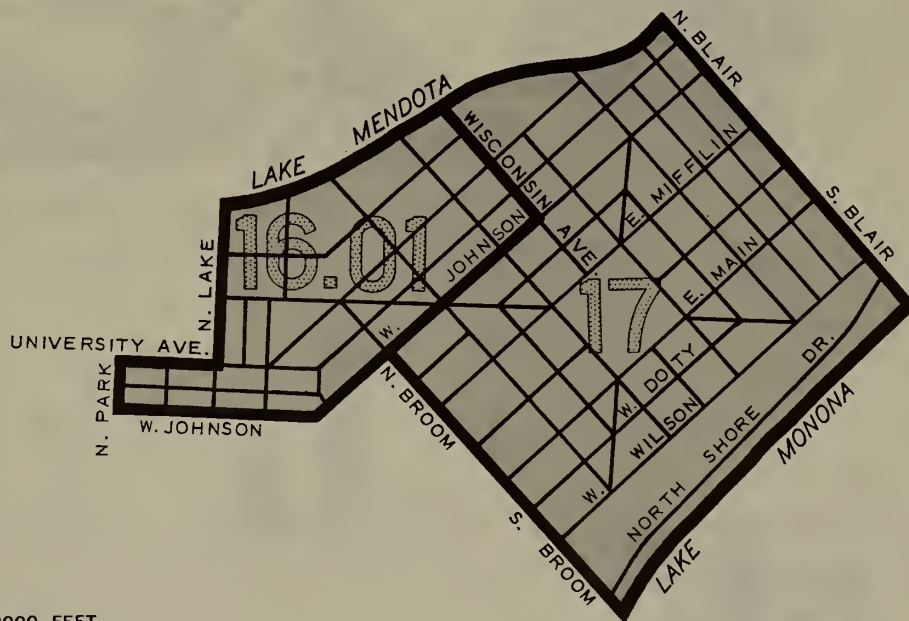


**STANDARD METROPOLITAN
STATISTICAL AREA
& CENTRAL CITY**



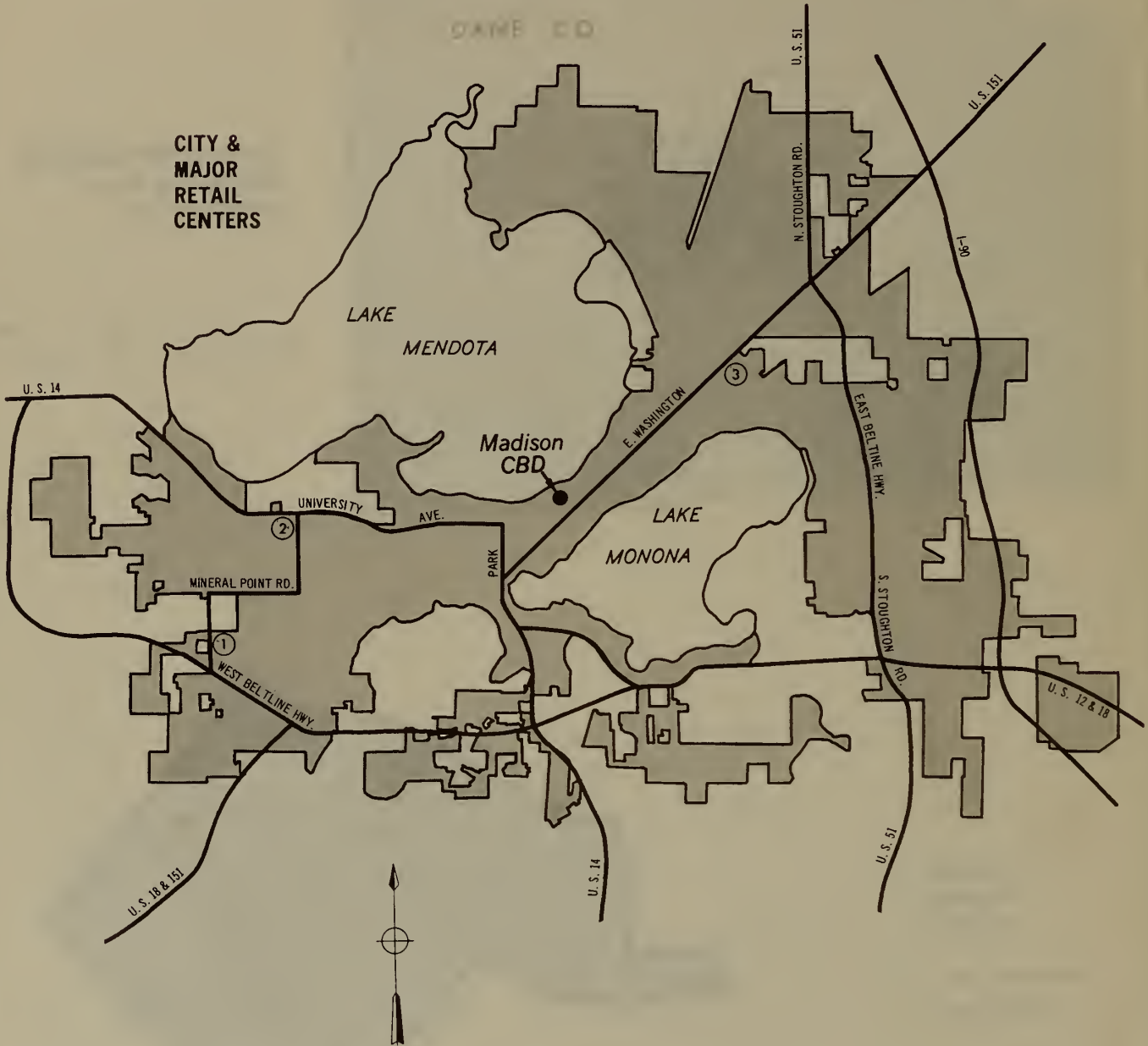
**CENTRAL
BUSINESS
DISTRICT**

**Comprising Census Tracts
16.01 and 17**



MADISON, WIS.

Standard Metropolitan Statistical Area, Central Business District, and Major Retail Centers




- Central Business District
- ① Major Retail Centers


0 1 2 3 4 MILES

Madison SMSA


Retail Sales: 1958 and 1963 IN MILLIONS OF DOLLARS



Madison



Percent Change in Sales, 1958-1963 by Types of Stores



1963 CENSUS OF BUSINESS, U.S. Department of Commerce, Bureau of the Census

TABLE 1. The Central Business District: 1963 and 1958

SIC code	Kind of business	1963				1958 ¹		
		Estab- lish- ments (number)	Sales (\$1,000)	Payroll, entire year (\$1,000)	Paid employees, workweek ended nearest Nov. 15 (number)	Estab- lish- ments (number)	Sales (\$1,000)	Payroll, entire year (\$1,000)
	RETAIL STORES							
	Total ² -----	311	65 607	11 274	3 515	321	69 844	11 132
52	Lumber, building materials, hardware, farm equip- ment dealers -----	10	3 484	755	120	5	1 464	184
5251	Hardware stores -----	2	(D)	(D)	(D)	-	-	-
52 ex. 5251	Other -----	8	(D)	(D)	(D)	5	(D)	(D)
53 part ²	General merchandise group stores ² -----	9	14 243	2 631	874	16	21 764	4 031
531	Department stores -----	5	12 672	2 339	746	5	16 425	3 240
533	Limited price variety stores -----	3	(D)	(D)	(D)	5	2 171	390
539	Miscellaneous general merchandise stores -----	1	(D)	(D)	(D)	6	3 168	401
54	Food stores -----	24	4 011	469	152	29	4 774	503
55 ex. 554	Automotive dealers -----	8	8 325	765	126	9	7 768	657
55 pt. (554)	Gasoline service stations -----	7	716	87	29	11	923	103
56	Apparel, accessory stores -----	62	12 966	2 360	690	66	13 914	2 052
561, 567	Men's, boys' apparel stores, custom tailors -----	18	4 619	801	197	18	3 956	663
562-3, 568	Women's clothing, specialty stores -----	26	6 219	1 195	400	27	5 543	755
562	Women's ready-to-wear stores ³ -----	13	3 071	543	174	17	5 055	692
565	Family clothing stores ³ -----	1	(D)	(D)	(D)	2	(D)	(D)
566	Shoe stores -----	16	1 485	268	66	16	1 647	266
564, 569	Other apparel, accessory stores -----	1	(D)	(D)	(D)	3	(D)	(D)
57	Furniture, home furnishings, equipment stores -----	27	4 342	714	171	30	4 865	798
5712	Furniture stores -----	7	1 648	259	58	7	1 458	204
5713-15, 19	Other home furnishings stores -----	8	712	146	38	6	445	86
572, 573	Household appliance, radio, television, music stores -----	12	1 982	309	75	17	2 962	508
58	Eating, drinking places -----	84	7 450	1 747	892	83	6 104	1 376
5812	Eating places -----	52	5 342	1 405	727	48	4 383	1 127
5813	Drinking places (alcoholic beverages) -----	32	2 108	342	165	35	1 721	249
59 pt. (591)	Drug stores, proprietary stores -----	10	3 327	634	212	15	3 301	589
59 ex. 591	Other retail stores ⁴ -----	70	6 743	1 112	249	57	4 967	839
592	Liquor stores -----	3	(D)	(D)	(D)	4	440	22
594	Book, stationery stores -----	6	1 363	194	38	8	1 205	199
595	Sporting goods stores, bicycle shops -----	4	(D)	(D)	(D)	1	(D)	(D)
597	Jewelry stores -----	15	1 244	261	38	11	1 105	261
5992	Florists -----	4	552	190	56	5	573	122
5996	Camera, photographic supply stores -----	2	(D)	(D)	(D)	2	(D)	(D)
	SELECTED SERVICES							
7011	Hotels, motels -----	12	2 810	961	472	10	2 225	773
783	Motion picture theaters -----	4	(D)	(D)	(D)	4	944	173

Standard Notes: - Represents zero. (D) Withheld to avoid disclosure. (NA) Not available.

¹1958 group totals for SIC 53 and 56 may include data for "nonemployer" establishments which could not be classified and tabulated by detailed kinds of business.

²Excludes nonstore retailers (i.e., mail order, direct selling, merchandise vending machine operators) part of SIC 53.

³1958 data limited to "employer" establishments.

⁴Includes data for those kinds of business in SIC 59 (ex. 591) not covered in any of the lines below.

TABLE 2. The City: 1963 and 1958

SIC code	Kind of business	1963				1958 ¹		
		Estab- lish- ments (number)	Sales (\$1,000)	Payroll, entire year (\$1,000)	Paid employees, workweek ended nearest Nov. 15 (number)	Estab- lish- ments (number)	Sales (\$1,000)	Payroll, entire year (\$1,000)
RETAIL STORES								
	Total ²	1 132	240 721	31 688	10 289	1 131	190 383	24 215
52	Lumber, building materials, hardware, farm equip- ment dealers	45	9 607	1 525	359	54	12 566	1 493
5251	Hardware stores	15	2 299	285	79	9	(D)	(D)
52 ex. 5251	Other	30	7 308	1 240	280	45	(D)	(D)
53 part ²	General merchandise group stores ²	29	43 879	5 963	2 074	35	31 472	5 360
531	Department stores	13	(D)	(D)	(D)	(NA)	(NA)	(NA)
533	Limited price variety stores	9	2 793	518	217	10	3 155	522
539	Miscellaneous general merchandise stores	7	(D)	(D)	(D)	(NA)	(NA)	(NA)
54	Food stores	134	38 317	3 242	1 112	174	36 879	2 673
55 ex. 554	Automotive dealers	57	48 890	4 717	843	53	33 179	3 564
55 pt. (554)	Gasoline service stations	167	16 934	1 599	678	137	10 543	976
56	Apparel, accessory stores	99	18 653	3 215	1 003	100	16 628	2 339
561, 567	Men's, boys' apparel stores, custom tailors	28	6 417	1 086	268	26	4 808	768
562-3, 568	Women's clothing, specialty stores	36	8 007	1 466	540	34	5 872	(D)
562	Women's ready-to-wear stores ³	17	3 740	642	221	19	(NA)	(D)
565	Family clothing stores ³	3	(D)	(D)	(D)	6	3 373	444
566	Shoe stores	29	3 236	539	150	21	2 118	321
564, 569	Other apparel, accessory stores	3	(D)	(D)	(D)	5	(D)	(D)
57	Furniture, home furnishings, equipment stores	80	10 649	1 664	372	84	10 313	1 658
5712	Furniture stores	22	4 347	639	127	(NA)	(NA)	(NA)
5713-15, 19	Other home furnishings stores	23	2 330	440	107	(NA)	(NA)	(NA)
572, 573	Household appliance, radio, television, music stores	35	3 972	585	138	42	5 329	814
58	Eating, drinking places	302	22 220	4 924	2 467	281	14 408	2 845
5812	Eating places	177	15 179	3 888	1 974	166	9 242	2 182
5813	Drinking places (alcoholic beverages)	125	7 041	1 036	493	115	5 166	663
59 pt. (591)	Drug stores, proprietary stores	44	10 710	1 971	687	53	8 468	1 385
59 ex. 591	Other retail stores ⁴	175	20 862	2 868	694	163	15 927	1 922
592	Liquor stores	26	3 119	172	54	21	2 205	127
594	Book, stationery stores	12	3 924	520	134	18	2 481	355
595	Sporting goods stores, bicycle shops	12	887	116	29	6	(D)	(D)
597	Jewelry stores	20	1 445	281	45	19	1 158	262
5992	Florists	11	956	264	79	-	-	-
5996	Camera, photographic supply stores	4	(D)	(D)	(D)	-	-	-
SELECTED SERVICES								
7011	Hotels, motels	37	5 335	(NA)	(NA)	36	(D)	(D)
783	Motion picture theaters	6	(D)	(D)	(D)	5	(D)	(D)

Standard Notes: - Represents zero. (D) Withheld to avoid disclosure. (NA) Not available.

¹1958 group totals for SIC 53 and 56 may include data for "nonemployer" establishments which could not be classified and tabulated by detailed kinds of business.

²Excludes nonstore retailers (i.e., mail order, direct selling, merchandise vending machine operators) part of SIC 53.

³1958 data limited to "employer" establishments.

⁴Includes data for those kinds of business in SIC 59 (ex. 591) not covered in any of the lines below.

TABLE 3. The Standard Metropolitan Statistical Area: 1963 and 1958

SIC code	Kind of business	1963				1958 ¹		
		Estab- lish- ments (number)	Sales (\$1,000)	Payroll, entire year (\$1,000)	Paid employees, workweek ended nearest Nov. 15 (number)	Estab- lish- ments (number)	Sales (\$1,000)	Payroll, entire year (\$1,000)
	RETAIL STORES							
	Total ² -----	1 955	339 698	41 650	13 630	1 982	260 463	30 477
52	Lumber, building materials, hardware, farm equip- ment dealers -----	126	24 875	3 499	753	150	27 903	3 122
5251	Hardware stores -----	41	4 199	530	152	40	2 860	378
52 ex. 5251	Other -----	85	20 676	2 969	601	110	25 043	2 744
53 part ²	General merchandise group stores ² -----	55	49 344	6 758	2 388	75	34 701	5 609
531	Department stores -----	14	42 058	5 644	1 932	7	24 910	4 420
533	Limited price variety stores -----	19	4 159	706	297	18	3 709	582
539	Miscellaneous general merchandise stores -----	22	3 127	408	159	50	6 082	607
54	Food stores -----	274	65 064	5 170	1 775	314	52 663	3 553
55 ex. 554	Automotive dealers -----	102	62 785	5 673	1 185	98	41 798	4 350
55 pt. (554)	Gasoline service stations -----	279	25 603	2 303	922	235	16 614	1 361
56	Apparel, accessory stores -----	125	20 811	3 433	1 089	118	18 010	2 486
561, 567	Men's, boys' apparel stores, custom tailors -----	33	7 043	1 138	292	29	5 069	795
562-3, 568	Women's clothing, specialty stores -----	41	8 390	1 512	562	37	5 957	788
562	Women's ready-to-wear stores ³ -----	22	4 123	688	243	20	5 303	707
565	Family clothing stores ³ -----	8	1 200	136	47	13	(D)	(D)
566	Shoe stores -----	38	3 871	614	175	24	2 249	335
564, 569	Other apparel, accessory stores -----	5	307	33	13	7	(D)	(D)
57	Furniture, home furnishings, equipment stores -----	130	14 448	2 172	484	128	12 265	1 884
5712	Furniture stores -----	46	6 039	772	157	40	4 371	615
5713-15, 19	Other home furnishings stores -----	29	3 190	654	145	21	1 845	374
572, 573	Household appliance, radio, television, music stores -----	55	5 219	746	182	67	6 049	895
58	Eating, drinking places -----	504	31 188	6 529	3 285	534	22 872	4 007
5812	Eating places -----	260	19 915	5 030	2 551	268	13 413	3 013
5813	Drinking places (alcoholic beverages) -----	244	11 273	1 499	734	266	9 459	994
59 pt. (591)	Drug stores, proprietary stores -----	73	13 967	2 413	822	75	10 650	1 649
59 ex. 591	Other retail stores ⁴ -----	287	31 613	3 700	927	255	22 987	2 456
592	Liquor stores -----	40	4 266	253	82	29	2 834	157
594	Book, stationery stores -----	14	(D)	(D)	(0)	18	2 481	355
595	Sporting goods stores, bicycle shops -----	22	1 091	138	34	8	553	56
597	Jewelry stores -----	28	1 592	286	49	27	1 315	270
5992	Florists -----	16	1 096	271	81	18	956	163
5996	Camera, photographic supply stores -----	6	503	91	18	4	(D)	(D)
	SELECTED SERVICES							
7011	Hotels, motels -----	71	5 737	1 519	785	85	3 888	1 106
783	Motion picture theaters -----	10	(D)	(D)	(D)	14	(D)	(D)

Standard Notes: - Represents zero. (D) Withheld to avoid disclosure. (NA) Not available.

¹1958 group totals for SIC 53 and 56 may include data for "nonemployer" establishments which could not be classified and tabulated by detailed kinds of business.

²Excludes nonstore retailers (i.e., mail order, direct selling, merchandise vending machine operators) part of SIC 53.

³1958 data limited to "employer" establishments.

⁴Includes data for those kinds of business in SIC 59 (ex. 591) not covered in any of the lines below.

TABLE 4. CBD, City, SMSA—Sales Comparisons: 1958 and 1963

SIC code	Kind of business	Percent change in sales			Percent distribution of sales					
		Central business district	City	Standard metropolitan statistical area	Central business district		City		Standard metropolitan statistical area	
					1963	1958	1963	1958	1963	1958
	RETAIL STORES									
	Total ²	-6.1	26.4	30.4	100.0	100.0	100.0	100.0	100.0	100.0
52	Lumber, building materials, hardware, farm equipment dealers	138.0	-23.6	-10.9	5.3	2.1	4.0	6.6	7.3	10.7
5251	Hardware stores	(D)	(D)	46.8	(D)	-	1.0	(D)	1.2	1.1
52 ex. 5251	Other	(D)	(D)	-17.4	(D)	(D)	3.0	(D)	6.1	9.6
53 part ²	General merchandise group stores ^{1,2}	-34.6	39.4	42.2	21.7	31.2	18.2	16.5	14.5	13.3
531	Department stores	-22.9	(D)	68.8	19.3	23.6	(D)	(NA)	12.4	9.6
533	Limited price variety stores	(D)	-11.5	12.1	(D)	3.1	1.2	1.7	1.2	1.4
539	Miscellaneous general merchandise stores	(D)	(D)	-48.6	(D)	4.5	(D)	(NA)	0.9	2.3
54	Food stores	-16.0	3.9	23.5	6.1	6.8	15.9	19.4	19.2	20.2
55 ex. 554	Automotive dealers	7.2	47.4	50.2	12.7	11.1	20.3	17.4	18.5	16.1
55 pt. (554)	Gasoline service stations	-22.4	60.6	54.1	1.1	1.3	7.0	5.5	7.5	6.4
56	Apparel, accessory stores ¹	-6.8	12.2	15.6	19.8	19.9	7.8	8.7	10.1	6.9
561, 567	Men's, boys' apparel stores, custom tailors	16.8	33.5	38.9	7.0	5.7	2.7	2.5	2.1	1.9
562-3, 568	Women's clothing, specialty stores	12.2	36.4	40.8	9.5	7.9	3.3	3.1	2.5	2.3
562	Women's ready-to-wear stores ³	-39.3	(NA)	-22.3	4.7	7.2	1.6	(NA)	1.2	2.0
565	Family clothing stores ³	(D)	(D)	(D)	(D)	(D)	(D)	(D)	0.3	(D)
566	Shoe stores	-9.8	52.8	72.1	2.3	2.4	1.3	1.1	1.1	0.9
564, 569	Other apparel, accessory stores	(D)	(D)	(D)	(D)	(D)	(D)	(D)	0.1	(D)
57	Furniture, home furnishings, equipment stores	-10.8	3.3	17.8	6.6	7.0	4.5	5.4	4.3	4.7
5712	Furniture stores	13.0	(NA)	38.2	2.5	2.1	1.8	(NA)	1.8	1.7
5713-15, 19	Other home furnishings stores	60.0	(NA)	72.9	1.1	0.6	1.0	(NA)	0.9	0.7
572, 573	Household appliance, radio, television, music stores	-33.1	-25.5	-13.7	3.0	4.3	1.7	2.8	1.5	2.3
58	Eating, drinking places	22.1	54.2	36.4	11.3	8.8	9.2	7.6	9.2	8.8
5812	Eating places	21.9	64.2	48.5	8.1	6.3	6.3	4.9	5.9	5.2
5813	Drinking places (alcoholic beverages)	22.5	36.3	19.2	3.2	2.5	2.9	2.7	3.3	3.6
59 pt. (591)	Drug stores, proprietary stores	0.8	26.5	31.1	5.1	4.7	4.4	4.5	4.1	4.1
59 ex. 591	Other retail stores ⁴	35.8	31.0	37.5	10.3	7.1	8.7	8.4	9.3	8.8
592	Liquor stores	(D)	41.5	50.5	(D)	0.6	1.3	1.2	1.3	1.1
594	Book, stationery stores	13.1	58.2	(D)	2.1	1.7	1.6	1.3	(D)	1.0
595	Sporting goods stores, bicycle shops	(D)	(D)	97.3	(D)	(D)	0.4	(D)	0.3	0.2
597	Jewelry stores	12.6	24.8	21.1	1.9	1.6	0.6	0.6	0.5	0.5
5992	Florists	-3.7	-	14.6	0.8	0.8	0.4	-	0.3	0.4
5996	Camera, photographic supply stores	(D)	(D)	(D)	(D)	(D)	(D)	-	0.1	(D)
	SELECTED SERVICES									
7011	Hotels, motels	26.3	(D)	47.6	(X)	(X)	-	(X)	-	(X)
783	Motion picture theaters	(D)	(D)	(D)	(X)	(X)	-	(X)	-	(X)

Standard Notes: - Represents zero. (D) Withheld to avoid disclosure. (NA) Not available. (X) Not applicable. (-) Minus sign before number denotes decrease.

¹1958 group totals for SIC 53 and 56 may include data for "nonemployer" establishments which could not be classified and tabulated by detailed kinds of business.

²Excludes nonstore retailers (i.e., mail order, direct selling, merchandise vending machine operators) part of SIC 53.

³1958 data limited to "employer" establishments.

⁴Includes data for those kinds of business in SIC 59 (ex. 591) not covered in any of the lines below.

TABLE 5. CBD Sales as Percent of City and SMSA Sales: 1963 and 1958

SIC code	Kind of business	Central business district sales as—			
		Percent of city sales		Percent of standard metropolitan statistical area sales	
		1963	1958	1963	1958
	RETAIL STORES				
	Total ² -----	27.3	36.7	19.3	26.8
52	Lumber, building materials, hardware, farm equipment dealers -----	36.3	11.7	14.0	5.2
5251	Hardware stores -----	(D)	-	(D)	-
52 ex. 5251	Other -----	(D)	(D)	(D)	(D)
53 part ¹	General merchandise group stores ^{1,2} -----	32.5	69.2	28.9	62.7
531	Department stores -----	(D)	(NA)	30.1	65.9
533	Limited price variety stores -----	(D)	68.8	(D)	58.5
539	Miscellaneous general merchandise stores -----	(D)	(NA)	(D)	52.1
54	Food stores -----	10.5	12.9	6.2	9.1
55 ex. 554	Automotive dealers -----	17.0	23.4	13.3	18.6
55 pt. (554)	Gasoline service stations -----	4.2	8.8	2.8	5.6
56	Apparel, accessory stores ¹ -----	69.5	83.7	62.3	77.3
561, 567	Men's, boys' apparel stores, custom tailors -----	72.0	82.3	65.6	78.0
562-3, 568	Women's clothing, specialty stores -----	77.7	94.4	74.1	93.1
562	Women's ready-to-wear stores ³ -----	82.1	(NA)	74.5	95.3
565	Family clothing stores ³ -----	(D)	(D)	(D)	(D)
566	Shoe stores -----	45.9	77.8	38.4	73.2
564, 569	Other apparel, accessory stores -----	(D)	(D)	(D)	(D)
57	Furniture, home furnishings, equipment stores -----	40.8	47.3	30.1	39.7
5712	Furniture stores -----	37.9	(NA)	27.3	33.4
5713-15, 19	Other home furnishings stores -----	30.6	(NA)	22.3	24.1
572, 573	Household appliance, radio, television, music stores -----	49.9	55.6	38.0	49.0
58	Eating, drinking places -----	33.5	42.4	23.9	26.7
5812	Eating places -----	35.2	47.4	26.8	32.7
5813	Drinking places (alcoholic beverages) -----	29.9	33.3	18.7	18.2
59 pt. (591)	Drug stores, proprietary stores -----	31.1	39.0	23.8	31.0
59 ex. 591	Other retail stores ⁴ -----	32.3	31.2	21.3	21.6
592	Liquor stores -----	(D)	20.0	(D)	15.5
594	Book, stationery stores -----	34.7	48.6	(D)	48.6
595	Sporting goods stores, bicycle shops -----	(D)	(D)	(D)	(D)
597	Jewelry stores -----	86.1	95.4	78.1	84.0
5992	Florists -----	57.7	-	50.4	59.9
5996	Camera, photographic supply stores -----	(D)	(D)	(D)	(D)
	SELECTED SERVICES				
7011	Hotels, motels -----	52.7	(D)	49.0	57.2
783	Motion picture theaters -----	(D)	(D)	(D)	(D)

Standard Notes: - Represents zero. (D) Withheld to avoid disclosure. (NA) Not available.

¹1958 group totals for SIC 53 and 56 may include data for "nonemployer" establishments which could not be classified and tabulated by detailed kinds of business.

²Excludes nonstore retailers (i.e., mail order, direct selling, merchandise vending machine operators) part of SIC 53.

³1958 data limited to "employer" establishments.

⁴Includes data for those kinds of business in SIC 59 (ex. 591) not covered in any of the lines below.

TABLE 6. Other Major Retail Centers in the SMSA: 1963

MRC No. 1. Includes the planned center known as "Westgate" and establishments on Gilbert Rd. from Odana Rd. to Tokay Blvd.

SIC code	Kind of business	Total	SIC code	Kind of business	Number of establishments
	Retail stores, total:				
	Number -----	25	55 ex. 554	Automotive Dealers -----	-
	Sales ----- \$1,000--	11 247	55 pt. (554)	Gasoline service stations -----	1
54, 58, 591	Convenience goods stores:		56	Apparel, accessory stores -----	8
	Number -----	4	561, 567	Men's, boys' apparel stores, custom tailors -----	2
	Sales ----- \$1,000--	3 187	562-3, 568	Women's clothing, specialty stores -----	3
53 part, 56, 57	Shopping goods stores:		562	Women's ready-to-wear stores -----	2
	Number -----	13	565	Family clothing stores -----	-
	Sales ----- \$1,000--	7 128	566	Shoe stores -----	2
52, 55, 59 ex. 591	All other stores:		564, 569	Other apparel, accessory stores -----	1
	Number -----	8	57	Furniture, home furnishings, equipment stores -----	1
	Sales ----- \$1,000--	932	5712	Furniture stores -----	-
		Number of establishments	5713-15, 19	Other home furnishings stores -----	-
			572, 573	Household appliance, radio, television, music stores -----	1
	Retail stores, total -----	25	58	Eating, drinking places -----	-
52	Lumber, building materials, hardware, farm equipment dealers -----	2	5812	Eating places -----	-
5251	Hardware stores -----	1	5813	Drinking places (alcoholic beverages) -----	-
52 ex. 5251	Other -----	1	59 pt. (591)	Drug stores, proprietary stores -----	1
53 part	General merchandise group stores -----	4	59 ex. 591	Other retail stores -----	5
531	Department stores -----	3	592	Liquor stores -----	1
533	Limited price variety stores -----	1	594	Book, stationery stores -----	-
539	Miscellaneous general merchandise stores -----	-	595	Sporting goods stores, bicycle shops -----	1
			597	Jewelry stores -----	-
54	Food stores -----	3	5992	Florists -----	-
			5996	Camera, photographic supply stores -----	1

MRC No. 2. Includes the planned center known as "Hilldale" and establishments in the area bounded by: University Ave., N. Midvale Blvd., Vernon Blvd. and N. Segoe Rd.

SIC code	Kind of business	Total	SIC code	Kind of business	Number of establishments
	Retail stores, total:				
	Number -----	25	55 ex. 554	Automotive dealers -----	-
	Sales ----- \$1,000--	8 599	55 pt. (554)	Gasoline service stations -----	1
54, 58, 591	Convenience goods stores:		56	Apparel, accessory stores -----	8
	Number -----	7	561, 567	Men's, boys' apparel stores, custom tailors -----	2
	Sales ----- \$1,000--	(D)	562-3, 568	Women's clothing, specialty stores -----	3
53 part, 56, 57	Shopping goods stores:		562	Women's ready-to-wear stores -----	2
	Number -----	12	565	Family clothing stores -----	-
	Sales ----- \$1,000--	5 555	566	Shoe stores -----	3
52, 55, 59 ex. 591	All other stores:		564, 569	Other apparel, accessory stores -----	-
	Number -----	6	57	Furniture, home furnishings, equipment stores -----	1
	Sales ----- \$1,000--	(D)	5712	Furniture stores -----	-
		Number of establishments	5713-15, 19	Other home furnishings stores -----	-
			572, 573	Household appliance, radio, television, music stores -----	1
	Retail stores, total -----	25	58	Eating, drinking places -----	3
52	Lumber, building materials, hardware, farm equipment dealers -----	2	5812	Eating places -----	3
5251	Hardware stores -----	1	5813	Drinking places (alcoholic beverages) -----	-
52 ex. 5251	Other -----	1	59 pt. (591)	Drug stores, proprietary stores -----	1
53 part	General merchandise group stores -----	3	59 ex. 591	Other retail stores -----	3
531	Department stores -----	1	592	Liquor stores -----	1
533	Limited price variety stores -----	1	594	Book, stationery stores -----	-
539	Miscellaneous general merchandise stores -----	1	595	Sporting goods stores, bicycle shops -----	-
			597	Jewelry stores -----	-
54	Food stores -----	3	5992	Florists -----	-
			5996	Camera, photographic supply stores -----	1

Standard Notes: - Represents zero. (D) Withheld to avoid disclosure. (NA) Not available.

TABLE 6. Other Major Retail Centers in the SMSA: 1963—Continued

MRC No. 3. Includes the planned center known as "Madison East Shopping Center" and establishments on East Washington Ave. from Union St. to Oak St.

SIC code	Kind of business	Total	SIC code	Kind of business	Number of establishments
	Retail stores, total:				
	Number	17	55 ex. 554	Automotive Dealers	1
	Sales	7 164	55 pt. (554)	Gasoline service stations	5
54, 58, 591	Convenience goods stores:		56	Apparel, accessory stores	3
	Number	3	561, 567	Men's, boys' apparel stores, custom tailors	1
	Sales	(D)	562-3, 568	Women's clothing, specialty stores	1
53 part, 56, 57	Shopping goods stores:		562	Women's ready-to-wear stores	-
	Number	5	565	Family clothing stores	-
	Sales	3 070	566	Shoe stores	1
52, 55, 59 ex. 591	All other stores:		564, 569	Other apparel, accessory stores	-
	Number	9	57	Furniture, home furnishings, equipment stores	-
	Sales	(D)	5712	Furniture stores	-
		Number of estab- lishments	5713-15, 19	Other home furnishings stores	-
			572, 573	Household appliance, radio, television, music stores	-
	Retail stores, total	17	58	Eating, drinking places	-
52	Lumber, building materials, hardware, farm equip- ment dealers	1	5812	Eating places	-
5251	Hardware stores	1	5813	Drinking places (alcoholic beverages)	-
52 ex. 5251	Other	-	59 pt. (591)	Drug stores, proprietary stores	1
53 part	General merchandise group stores	2	59 ex. 591	Other retail stores	2
531	Department stores	1	592	Liquor stores	1
533	Limited price variety stores	1	594	Book, stationery stores	-
539	Miscellaneous general merchandise stores	-	595	Sporting goods stores, bicycle shops	-
			597	Jewelry stores	1
54	Food stores	2	5992	Florists	-
			5996	Camera, photographic supply stores	-


Standard Notes: - Represents zero. (D) Withheld to avoid disclosure. (NA) Not available.

Memphis, Tenn.-Ark., SMSA

CONTENTS

[Page numbers listed here omit the chapter prefix, 59-, which appears as part of number for each page]

	page
Standard Metropolitan Statistical Area Map	1
Chart on Retail Sales: 1963 and 1958	3
TABLE 1 The Central Business District: 1963 and 1958	4
2 The City: 1963 and 1958	5
3 The Standard Metropolitan Statistical Area: 1963 and 1958	6
4 CBD, City, SMSA—Sales Comparisons: 1958 and 1963	7
5 CBD Sales as Percent of City and SMSA Sales: 1963 and 1958	8
6 Other Major Retail Centers in the SMSA: 1963	9




MEMPHIS, TENN. - ARK.

Standard Metropolitan Statistical Area, Central Business District, and Major Retail Centers

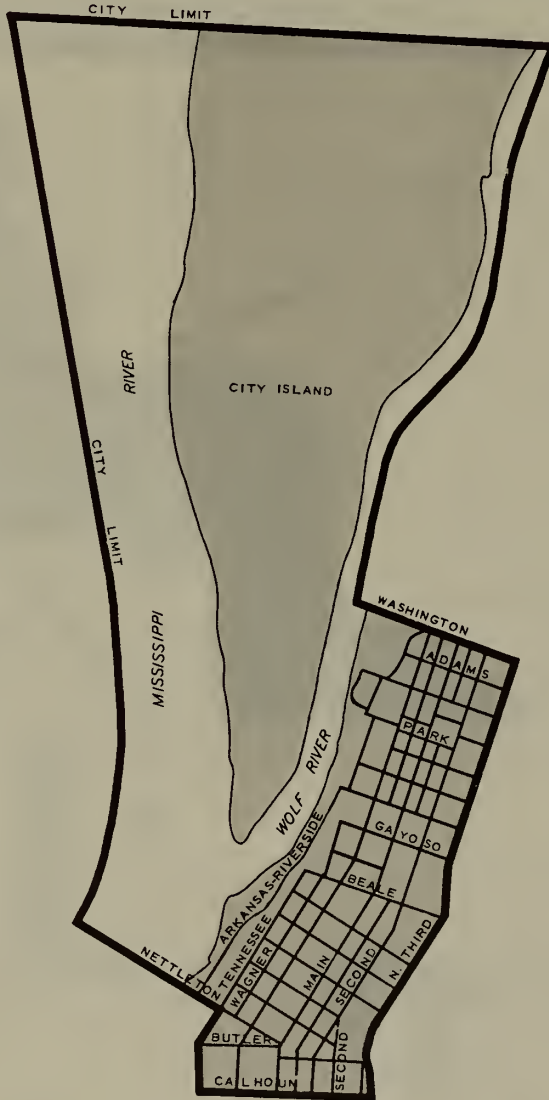
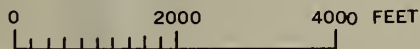


STANDARD METROPOLITAN
STATISTICAL AREA
& CENTRAL CITY



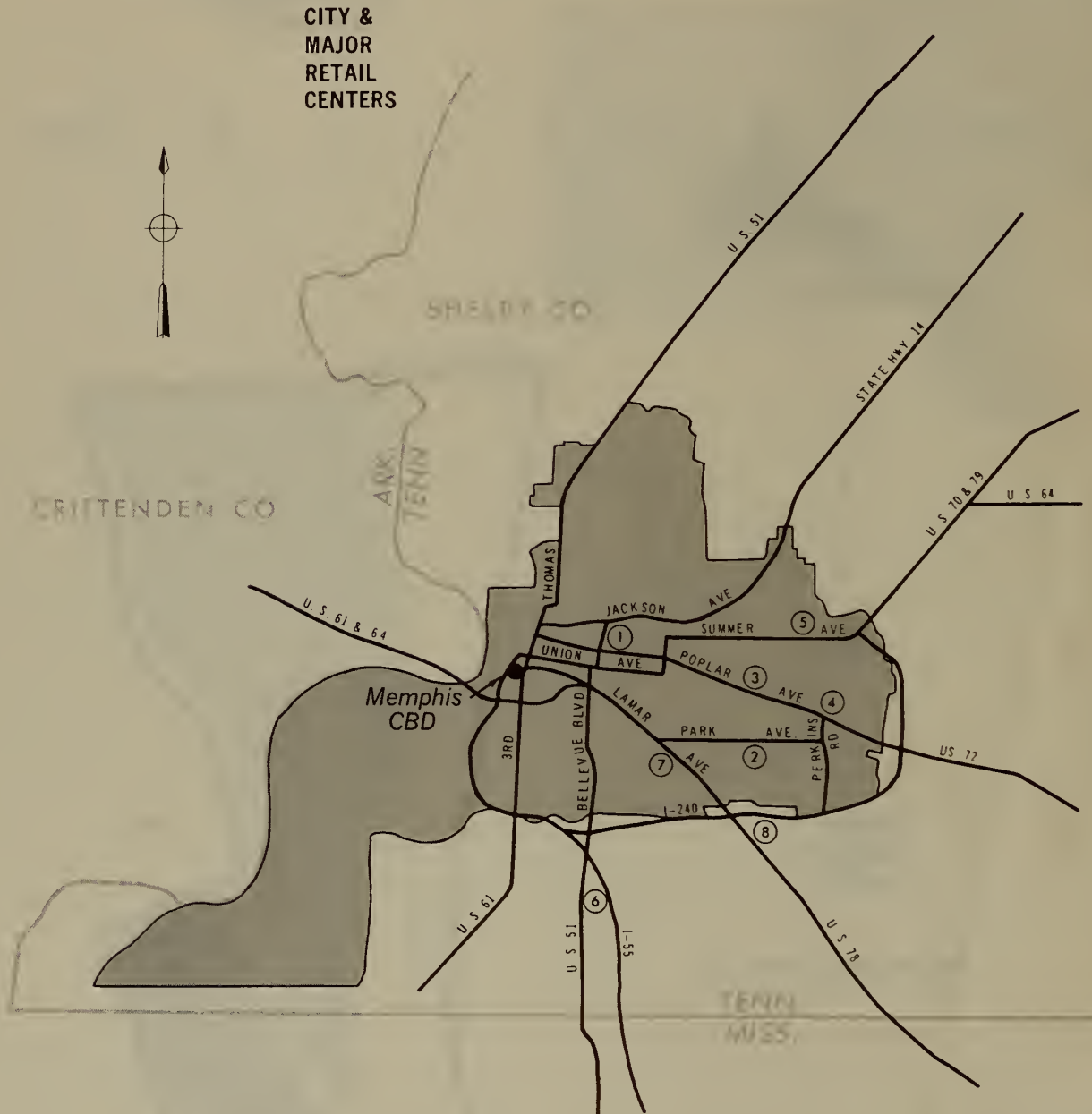
CENTRAL
BUSINESS
DISTRICT

Comprising Census Tract 42



MEMPHIS, TENN. - ARK.

Standard Metropolitan Statistical Area, Central Business District, and Major Retail Centers



CITY &
MAJOR
RETAIL
CENTERS




- Central Business District
- ① Major Retail Centers

Memphis SMSA

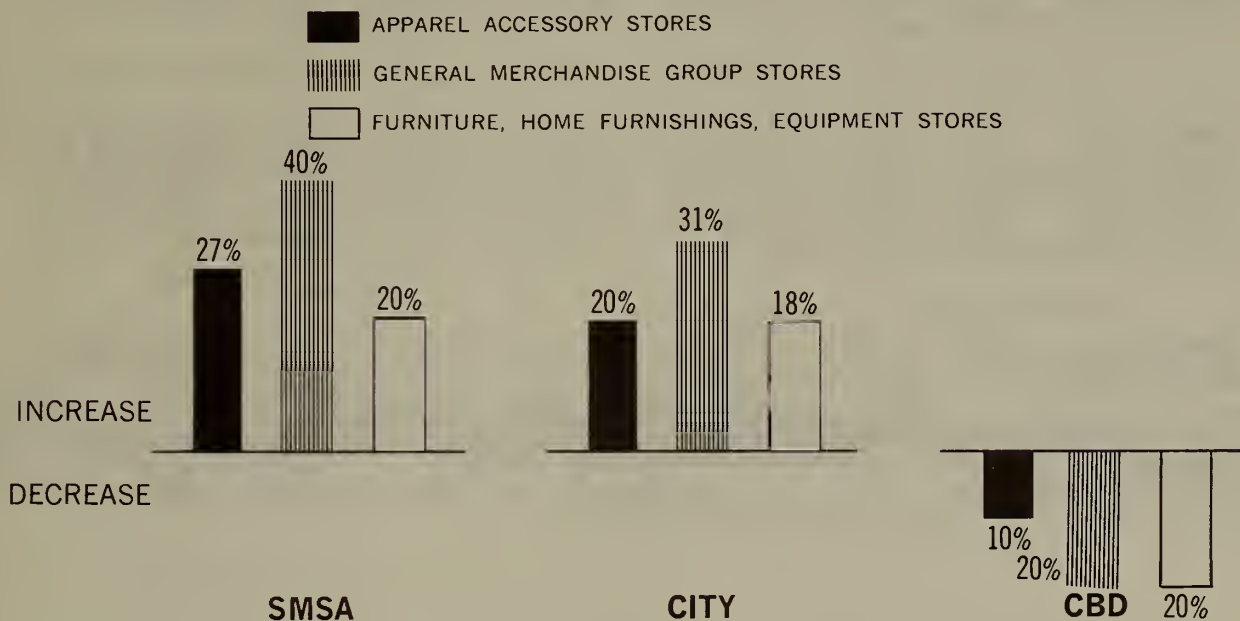
Retail Sales: 1958 and 1963 IN MILLIONS OF DOLLARS



Memphis



Percent Change in Sales, 1958-1963 by Types of Stores



1963 CENSUS OF BUSINESS, U.S. Department of Commerce, Bureau of the Census

TABLE 1. The Central Business District: 1963 and 1958

SIC code	Kind of business	1963				1958 ¹		
		Estab- lish- ments	Sales	Payroll, entire year	Paid employees, workweek ended nearest Nov. 15	Estab- lish- ments	Sales	Payroll, entire year
		(number)	(\$1,000)	(\$1,000)	(number)	(number)	(\$1,000)	(\$1,000)
	RETAIL STORES							
	Total ² r -----	384	105 475	17 340	5 634	391	107 702	20 056
52	Lumber, building materials, hardware, farm equip- ment dealers -----	3	1 081	55	12	5	(D)	(D)
5251	Hardware stores -----	-	-	-	-	4	(D)	(D)
52 ex. 5251	Other -----	3	1 081	55	12	1	(D)	(D)
53 part ³	General merchandise group stores ² r -----	19	36 725	7 013	2 500	16	45 897	10 836
531	Department stores -----	4	32 398	6 251	2 188	4	42 585	10 096
533	Limited price variety stores -----	5	2 346	426	199	5	2 507	467
539	Miscellaneous general merchandise stores -----	10	1 981	336	113	7	805	106
54	Food stores -----	23	2 450	244	102	18	2 503	241
55 ex. 554	Automotive dealers -----	8	(D)	(D)	(D)	3	(D)	(D)
55 pt. (554)	Gasoline service stations -----	13	(D)	(D)	(D)	13	839	91
56	Apparel, accessory stores -----	93	23 903	4 345	1 289	111	26 466	3 886
561, 567	Men's, boys' apparel stores, custom tailors -----	22	4 071	745	216	34	6 752	1 039
562-3, 568	Women's clothing, specialty stores -----	26	7 518	1 340	449	24	9 426	1 383
562	Women's ready-to-wear stores ³ -----	16	6 693	1 176	397	17	8 389	1 218
565	Family clothing stores ³ -----	19	7 363	1 349	422	22	6 572	952
566	Shoe stores -----	26	4 951	911	202	29	(D)	(D)
564, 569	Other apparel, accessory stores -----	-	-	-	-	2	(D)	(D)
57	Furniture, home furnishings, equipment stores -----	22	5 288	942	228	37	6 565	1 059
5712	Furniture stores -----	13	4 091	689	175	23	4 525	702
5713-15, 19	Other home furnishings stores -----	1	(D)	(D)	(D)	1	(D)	(D)
572, 573	Household appliance, radio, television, music stores -----	8	(D)	(D)	(D)	13	(D)	(D)
58	Eating, drinking places -----	90	5 735	1 365	693	79	4 648	1 113
5812	Eating places -----	84	5 513	1 342	677	77	(D)	(D)
5813	Drinking places (alcoholic beverages) -----	6	222	23	16	2	(D)	(D)
59 pt. (591)	Drug stores, proprietary stores -----	12	2 741	469	153	11	2 382	488
59 ex. 591	Other retail stores ⁴ -----	101	11 037	1 644	460	98	10 528	1 759
592	Liquor stores -----	14	1 915	75	26	14	2 165	99
594	Book, stationery stores -----	2	(D)	(D)	(D)	3	(D)	(D)
595	Sporting goods stores, bicycle shops -----	2	(D)	(D)	(D)	2	(D)	(D)
597	Jewelry stores -----	22	4 772	921	248	23	4 979	1 121
5992	Florists -----	5	171	32	13	3	167	30
5996	Camera, photographic supply stores -----	1	(D)	(D)	(D)	1	(D)	(D)
	SELECTED SERVICES							
7011	Hotels, motels -----	21	6 156	1 704	1 168	17	5 718	2 067
783	Motion picture theaters -----	6	1 148	288	121	7	1 454	369

Standard Notes: - Represents zero. (D) Withheld to avoid disclosure. (NA) Not available. ¹ 1958 data revised.

² 1958 group totals for SIC 53 and 56 may include data for "nonemployer" establishments which could not be classified and tabulated by detailed kinds of business.

³ Excludes nonstore retailers (i.e., mail order, direct selling, merchandise vending machine operators) part of SIC 53.

⁴ 1958 data limited to "employer" establishments.

⁵ Includes data for those kinds of business in SIC 59 (ex. 591) not covered in any of the lines below.

TABLE 2. The City: 1963 and 1958

SIC code	Kind of business	1963				1958 ¹		
		Estab- lish- ments (number)	Sales (\$1,000)	Payroll, entire year (\$1,000)	Paid employees, workweek ended nearest Nov. 15 (number)	Estab- lish- ments (number)	Sales (\$1,000)	Payroll, entire year (\$1,000)
	RETAIL STORES							
	Total ² -----	3 609	721 314	80 759	25 948	4 213	602 087	68 326
52	Lumber, building materials, hardware, farm equip- ment dealers -----	113	23 475	2 869	685	182	28 681	3 322
5251	Hardware stores -----	46	5 357	618	161	74	6 529	764
52 ex. 5251	Other -----	67	18 118	2 251	524	108	22 152	2 558
53 part ²	General merchandise group stores ² -----	128	121 422	16 647	5 967	188	92 764	16 738
531	Department stores -----	16	(D)	(D)	(D)	10	(D)	(D)
533	Limited price variety stores -----	54	9 761	1 564	779	70	9 211	1 430
539	Miscellaneous general merchandise stores -----	58	(D)	(D)	(D)	80	(D)	(D)
54	Food stores -----	699	156 403	11 613	3 857	859	144 629	8 931
55 ex. 554	Automotive dealers -----	206	173 262	15 219	2 772	194	115 712	10 526
55 pt. (554)	Gasoline service stations -----	481	51 027	4 863	1 621	559	42 816	4 126
56	Apparel, accessory stores -----	275	50 047	7 676	2 554	292	41 819	5 604
561, 567	Men's, boys' apparel stores, custom tailors -----	48	6 903	1 119	330	62	(D)	(D)
562-3, 568	Women's clothing, specialty stores -----	86	(D)	(D)	(D)	80	13 542	(D)
562	Women's ready-to-wear stores ³ -----	65	15 773	2 400	882	57	12 027	1 576
565	Family clothing stores ³ -----	59	15 099	2 185	759	65	12 338	1 572
566	Shoe stores -----	71	9 069	1 505	396	62	6 388	895
564, 569	Other apparel, accessory stores -----	11	(D)	(D)	(D)	15	(D)	(D)
57	Furniture, home furnishings, equipment stores -----	227	32 460	4 979	1 178	270	27 488	4 112
5712	Furniture stores -----	108	16 404	2 371	586	125	15 271	2 199
5713-15, 19	Other home furnishings stores -----	41	4 354	784	194	42	3 450	(D)
572, 573	Household appliance, radio, television, music stores -----	78	11 702	1 824	398	103	8 767	(D)
58	Eating, drinking places -----	675	37 550	8 547	4 406	794	32 744	6 701
5812	Eating places -----	621	36 263	8 381	4 279	731	31 325	6 542
5813	Drinking places (alcoholic beverages) -----	54	1 287	166	127	63	1 419	159
59 pt. (591)	Drug stores, proprietary stores -----	241	27 824	3 789	1 439	279	24 192	3 192
59 ex. 591	Other retail stores ⁴ -----	564	47 844	4 557	1 469	596	51 242	5 074
592	Liquor stores -----	169	22 751	953	336	136	20 692	731
594	Book, stationery stores -----	10	481	54	22	16	997	(D)
595	Sporting goods stores, bicycle shops -----	26	(D)	(D)	(D)	41	2 269	(D)
597	Jewelry stores -----	50	6 555	1 177	333	62	8 808	(D)
5992	Florists -----	58	3 088	536	196	NA	NA	NA
5996	Camera, photographic supply stores -----	6	(D)	(D)	(D)	NA	NA	NA
	SELECTED SERVICES							
7011	Hotels, motels -----	56	10 438	2 621	1 692	72	(D)	(D)
783	Motion picture theaters -----	28	3 262	711	348	51	(D)	(D)

Standard Notes: - Represents zero. (D) Withheld to avoid disclosure. (NA) Not available.

¹1958 group totals for SIC 53 and 56 may include data for "nonemployer" establishments which could not be classified and tabulated by detailed kinds of business.

²Excludes nonstore retailers (i.e., mail order, direct selling, merchandise vending machine operators) part of SIC 53.

³1958 data limited to "employer" establishments.

⁴Includes data for those kinds of business in SIC 59 (ex. 591) not covered in any of the lines below.

TABLE 3. The Standard Metropolitan Statistical Area: 1963 and 1958

SIC code	Kind of business	1963				1958 ¹		
		Estab- lish- ments (number)	Sales (\$1,000)	Payroll, entire year (\$1,000)	Paid employees, workweek ended nearest Nov. 15 (number)	Estab- lish- ments (number)	Sales (\$1,000)	Payroll, entire year (\$1,000)
RETAIL STORES								
	Total ² -----	4 570	862 021	93 330	30 259	5 093	679 484	74 958
52	Lumber, building materials, hardware, farm equip- ment dealers -----	169	35 064	4 053	954	225	35 120	4 069
5251	Hardware stores -----	63	6 286	697	189	87	7 119	831
52 ex. 5251	Other -----	106	28 778	3 356	765	138	28 001	3 238
53 part ³	General merchandise group stores ² -----	199	138 453	18 059	6 572	269	98 713	17 260
531	Department stores -----	18	110 044	14 606	5 057	11	75 560	14 768
533	Limited price variety stores -----	70	11 651	1 786	919	76	(D)	(D)
539	Miscellaneous general merchandise stores -----	111	16 758	1 667	596	140	(D)	(D)
54	Food stores -----	943	192 076	13 661	4 605	1 108	165 704	9 899
55 ex. 554	Automotive dealers -----	284	205 590	18 011	3 320	247	134 101	12 157
55 pt. (554)	Gasoline service stations -----	649	67 787	6 358	2 112	687	52 332	4 211
56	Apparel, accessory stores -----	311	55 642	8 184	2 805	321	43 673	5 803
561, 567	Men's, boys' apparel stores, custom tailors -----	51	7 153	1 157	340	64	8 510	1 253
562-3, 568	Women's clothing, specialty stores -----	93	18 058	2 721	1 011	86	14 031	1 838
562	Women's ready-to-wear stores ³ -----	71	16 342	2 452	911	62	12 513	1 630
565	Family clothing stores ³ -----	80	19 465	2 556	948	79	13 328	1 667
566	Shoe stores -----	75	9 436	1 549	416	69	(D)	(D)
564, 569	Other apparel, accessory stores -----	12	1 530	201	90	15	(D)	(D)
57	Furniture, home furnishings, equipment stores -----	266	35 060	5 287	1 269	303	29 190	4 289
5712	Furniture stores -----	126	17 675	2 561	642	143	16 317	2 328
5713-15, 19	Other home furnishings stores -----	46	4 464	800	196	43	(D)	(D)
572, 573	Household appliance, radio, television, music stores -----	94	12 921	1 926	431	117	(D)	(D)
58	Eating, drinking places -----	798	44 750	10 034	5 270	914	36 573	7 432
5812	Eating places -----	733	42 961	9 781	5 101	845	(D)	(D)
5813	Drinking places (alcoholic beverages) -----	65	1 789	253	169	69	(D)	(D)
59 pt. (591)	Drug stores, proprietary stores -----	284	32 315	4 316	1 652	314	26 740	3 460
59 ex. 591	Other retail stores ⁴ -----	667	55 284	5 367	1 700	705	57 338	5 578
592	Liquor stores -----	188	24 891	1 064	379	155	22 028	780
594	Book, stationery stores -----	10	481	54	22	19	1 043	216
595	Sporting goods stores, bicycle shops -----	31	(D)	(D)	(D)	47	2 543	250
597	Jewelry stores -----	53	6 764	1 207	343	72	9 066	1 753
5992	Florists -----	66	3 322	564	204	81	2 647	429
5996	Camera, photographic supply stores -----	8	615	72	21	11	684	47
SELECTED SERVICES								
7011	Hotels, motels -----	81	12 922	3 213	2 005	97	10 018	3 124
783	Motion picture theaters -----	34	3 509	764	385	63	(D)	(D)

Standard Notes: - Represents zero. (D) Withheld to avoid disclosure. (NA) Not available.

¹1958 group totals for SIC 53 and 56 may include data for "nonemployer" establishments which could not be classified and tabulated by detailed kinds of business.

²Excludes nonstore retailers (i.e., mail order, direct selling, merchandise vending machine operators) part of SIC 53.

³1958 data limited to "employer" establishments.

⁴Includes data for those kinds of business in SIC 59 (ex. 591) not covered in any of the lines below.

TABLE 4. CBD, City, SMSA—Sales Comparisons: 1958 and 1963

SIC code	Kind of business	Percent change in sales			Percent distribution of sales					
		Central business district	City	Standard metropolitan statistical area	Central business district		City		Standard metropolitan statistical area	
					1963	1958	1963	1958	1963	1958
	RETAIL STORES									
	Total ² -----	-2.0	19.8	26.9	100.0	100.0	100.0	100.0	100.0	100.0
52	Lumber, building materials, hardware, farm equipment dealers -----	(D)	-18.2	-0.2	1.0	(D)	3.3	4.8	4.1	5.2
5251	Hardware stores -----	(D)	-18.0	-11.7	-	(D)	0.7	1.1	0.7	1.0
52 ex. 5251	Other -----	(D)	-18.2	2.8	1.0	(D)	2.5	3.7	3.3	4.1
53 part ²	General merchandise group stores ^{1,2} -----	-20.0	30.9	40.3	34.8	42.6	16.8	15.4	16.1	14.5
531	Department stores -----	-23.9	(D)	45.6	30.7	39.5	13.7	(D)	12.8	11.1
533	Limited price variety stores -----	-6.4	6.0	(D)	2.2	2.3	1.4	1.5	1.4	(D)
539	Miscellaneous general merchandise stores -----	146.1	(D)	(D)	1.9	0.7	1.7	(D)	1.9	(D)
54	Food stores -----	-2.1	8.2	15.9	2.3	2.3	21.7	24.0	22.3	24.4
55 ex. 554	Automotive dealers -----	(D)	49.7	53.3	(D)	(D)	24.0	19.2	23.8	19.7
55 pt. (554)	Gasoline service stations -----	(D)	19.2	29.5	(D)	0.8	7.1	7.1	7.9	7.7
56	Apparel, accessory stores ¹ -----	-9.7	19.7	27.4	22.7	24.6	6.9	7.0	6.5	6.4
561, 567	Men's, boys' apparel stores, custom tailors -----	-39.7	(D)	-15.9	3.9	6.3	1.0	(D)	0.8	1.3
562-3, 568	Women's clothing, specialty stores -----	-20.3	(D)	28.7	7.1	8.8	(D)	2.2	2.1	2.1
562	Women's ready-to-wear stores ³ -----	-20.2	31.1	30.6	6.3	7.8	2.2	2.0	1.9	1.8
565	Family clothing stores ³ -----	12.0	22.4	46.0	7.0	6.1	2.1	2.0	2.3	2.0
566	Shoe stores -----	(D)	42.0	(D)	4.7	(D)	1.3	1.1	1.1	(D)
564, 569	Other apparel, accessory stores -----	(D)	(D)	(D)	-	(D)	(D)	(D)	0.2	(D)
57	Furniture, home furnishings, equipment stores -----	-19.5	18.1	20.1	5.0	6.1	4.5	4.6	4.1	4.3
5712	Furniture stores -----	-9.6	7.4	8.3	3.9	4.2	2.3	2.5	2.1	2.4
5713-15, 19	Other home furnishings stores -----	(D)	26.2	(D)	(D)	(D)	0.6	0.6	0.5	(D)
572, 573	Household appliance, radio, television, music stores -----	(D)	33.5	(D)	(D)	(D)	1.6	1.5	1.5	(D)
58	Eating, drinking places -----	23.4	14.7	22.3	5.4	4.3	5.2	5.4	5.2	5.4
5812	Eating places -----	(D)	15.8	(D)	5.2	(D)	5.0	5.2	5.0	(D)
5813	Drinking places (alcoholic beverages) -----	(D)	-9.3	(D)	0.2	(D)	0.2	0.2	0.2	(D)
59 pt. (591)	Drug stores, proprietary stores -----	15.1	15.0	20.8	2.6	2.2	3.9	4.0	3.7	3.9
59 ex. 591	Other retail stores ⁴ -----	5.4	-6.6	-3.6	10.5	9.8	6.6	8.5	6.4	8.4
592	Liquor stores -----	-11.6	10.0	13.0	1.8	2.0	3.2	3.4	2.9	3.2
594	Book, stationery stores -----	(D)	-51.8	-53.9	(D)	(D)	(D)	0.2	0.1	0.2
595	Sporting goods stores, bicycle shops -----	(D)	(D)	(D)	(D)	(D)	(D)	0.4	(D)	0.4
597	Jewelry stores -----	-4.2	-25.6	-25.4	4.5	4.6	0.9	1.5	0.8	1.3
5992	Florists -----	2.4	(NA)	25.5	0.2	0.2	0.4	(NA)	0.4	0.4
5996	Camera, photographic supply stores -----	(D)	(D)	-10.1	(D)	(D)	(D)	(NA)	0.1	0.1
	SELECTED SERVICES									
7011	Hotels, motels -----	7.7	(D)	34.0	(X)	(X)	(X)	(X)	(X)	(X)
783	Motion picture theaters -----	-21.1	(D)	(D)	(X)	(X)	(X)	(X)	(X)	(X)

Standard Notes: - Represents zero. (D) Withheld to avoid disclosure. (NA) Not available. (X) Not applicable. (-) Minus sign before number denotes decrease.

¹1958 group totals for SIC 53 and 56 may include data for "nonemployer" establishments which could not be classified and tabulated by detailed kinds of business.

²Excludes nonstore retailers (i.e., mail order, direct selling, merchandise vending machine operators) part of SIC 53.

³1958 data limited to "employer" establishments.

⁴Includes data for those kinds of business in SIC 59 (ex. 591) not covered in any of the lines below.

TABLE 5. CBD Sales as Percent of City and SMSA Sales: 1963 and 1958

SIC code	Kind of business	Central business district sales as—			
		Percent of city sales		Percent of standard metropolitan statistical area sales	
		1963	1958	1963	1958
	RETAIL STORES				
	Total ² -----	14.6	17.9	12.2	15.8
52	Lumber, building materials, hardware, farm equipment dealers -----	4.6	(D)	3.1	(D)
5251	Hardware stores -----	-	(D)	-	(D)
52 ex. 5251	Other -----	6.0	(D)	3.8	(D)
53 part ²	General merchandise group stores ^{1,2} -----	30.2	49.5	26.5	46.5
531	Department stores -----	32.7	(D)	29.4	56.4
533	Limited price variety stores -----	24.0	27.2	20.1	(D)
539	Miscellaneous general merchandise stores -----	15.8	(D)	11.8	(D)
54	Food stores -----	1.6	1.7	1.3	1.5
55 ex. 554	Automotive dealers -----	(D)	(D)	(D)	(D)
55 pt. (554)	Gasoline service stations -----	(D)	2.0	(D)	1.6
56	Apparel, accessory stores ¹ -----	47.8	63.3	43.0	60.6
561, 567	Men's, boys' apparel stores, custom tailors -----	59.0	(D)	56.9	79.3
562-3, 568	Women's clothing, specialty stores -----	(D)	69.6	41.6	67.7
562	Women's ready-to-wear stores ³ -----	42.4	69.8	41.0	67.0
565	Family clothing stores ³ -----	48.8	53.3	37.8	49.3
566	Shoe stores -----	(D)	(D)	52.5	(D)
564, 569	Other apparel, accessory stores -----	(D)	(D)	-	(D)
57	Furniture, home furnishings, equipment stores -----	16.3	23.9	15.1	22.5
5712	Furniture stores -----	24.9	29.6	23.1	27.7
5713-15, 19	Other home furnishings stores -----	(D)	(D)	(D)	(D)
572, 573	Household appliance, radio, television, music stores -----	(D)	(D)	(D)	(D)
58	Eating, drinking places -----	15.3	14.2	12.8	12.7
5812	Eating places -----	15.2	(D)	12.8	(D)
5813	Drinking places (alcoholic beverages) -----	17.2	(D)	12.4	(D)
59 pt. (591)	Drug stores, proprietary stores -----	9.9	9.8	8.5	8.9
59 ex. 591	Other retail stores ⁴ -----	23.2	20.5	20.1	18.4
592	Liquor stores -----	8.4	10.5	7.7	9.8
594	Book, stationery stores -----	(D)	(D)	(D)	(D)
595	Sporting goods stores, bicycle shops -----	(D)	(D)	(D)	(D)
597	Jewelry stores -----	72.8	56.5	70.5	54.9
5992	Florists -----	5.5	(NA)	5.1	6.3
5996	Camera, photographic supply stores -----	(D)	(NA)	(D)	(D)
	SELECTED SERVICES				
7011	Hotels, motels -----	59.0	(D)	47.6	57.1
783	Motion picture theaters -----	35.2	(D)	32.7	(D)

Standard Notes: - Represents zero. (D) Withheld to avoid disclosure. (NA) Not available.

¹1958 group totals for SIC 53 and 56 may include data for "nonemployer" establishments which could not be classified and tabulated by detailed kinds of business.

²Excludes nonstore retailers (i.e., mail order, direct selling, merchandise vending machine operators) part of SIC 53.

³1958 data limited to "employer" establishments.

⁴Includes data for those kinds of business in SIC 59 (ex. 591) not covered in any of the lines below.

TABLE 6. Other Major Retail Centers in the SMSA: 1963

MRC No. 1. Includes establishments on N. Watkins and N. Cleveland from Somerset Pl. to Peach Ave., on Autumn Ave. from N. Watkins to N. Claybrook, and on Overton Park Ave. from Garland to N. Claybrook (Memphis city)

SIC code	Kind of business	Total	SIC code	Kind of business	Number of establishments
	Retail stores, total:				
	Number -----	24	55 ex. 554	Automotive Dealers -----	-
	Sales ----- \$1,000	26 842	55 pt. (554)	Gasoline service stations -----	2
54, 58, 591	Convenience goods stores:		56	Apparel, accessory stores -----	3
	Number -----	7	561, 567	Men's, boys' apparel stores, custom tailors -----	1
	Sales ----- \$1,000	2 476	562-3, 566	Women's clothing, specialty stores -----	1
53 part, 56, 57	Shopping goods stores:		562	Women's ready-to-wear stores -----	1
	Number -----	11	565	Family clothing stores -----	-
	Sales ----- \$1,000	(D)	566	Shoe stores -----	1
52, 55, 59 ex. 591	All other stores:		564, 569	Other apparel, accessory stores -----	-
	Number -----	6	57	Furniture, home furnishings, equipment stores -----	5
	Sales ----- \$1,000	(D)	5712	Furniture stores -----	2
		Number of establishments	5713-15, 19	Other home furnishings stores -----	1
			572, 573	Household appliance, radio, television, music stores -----	2
	Retail stores, total -----	24	58	Eating, drinking places -----	4
52	Lumber, building materials, hardware, farm equipment dealers -----	1	5812	Eating places -----	4
5251	Hardware stores -----	-	5813	Drinking places (alcoholic beverages) -----	-
52 ex. 5251	Other -----	1	59 pt. (591)	Drug stores, proprietary stores -----	2
53 part	General merchandise group stores -----	3	59 ex. 591	Other retail stores -----	3
531	Department stores -----	1	592	Liquor stores -----	1
533	Limited price variety stores -----	1	594	Book, stationery stores -----	-
539	Miscellaneous general merchandise stores -----	1	595	Sporting goods stores, bicycle shops -----	-
			597	Jewelry stores -----	1
54	Food stores -----	1	5992	Florists -----	-
			5996	Camera, photographic supply stores -----	-

MRC No. 2. Includes the planned center known as "Park Center" and establishments on Park Rd. from Kelley Rd. to Graham (Memphis city)

SIC code	Kind of business	Total	SIC code	Kind of business	Number of establishments
	Retail stores, total:				
	Number -----	28	55 ex. 554	Automotive dealers -----	2
	Sales ----- \$1,000	6 162	55 pt. (554)	Gasoline service stations -----	5
54, 58, 591	Convenience goods stores:		56	Apparel, accessory stores -----	5
	Number -----	10	561, 567	Men's, boys' apparel stores, custom tailors -----	1
	Sales ----- \$1,000	3 710	562-3, 568	Women's clothing, specialty stores -----	1
53 part, 56, 57	Shopping goods stores:		562	Women's ready-to-wear stores -----	1
	Number -----	8	565	Family clothing stores -----	-
	Sales ----- \$1,000	1 424	566	Shoe stores -----	3
52, 55, 59 ex. 591	All other stores:		564, 569	Other apparel, accessory stores -----	-
	Number -----	10	57	Furniture, home furnishings, equipment stores -----	1
	Sales ----- \$1,000	1 028	5712	Furniture stores -----	-
		Number of establishments	5713-15, 19	Other home furnishings stores -----	-
			572, 573	Household appliance, radio, television, music stores -----	1
	Retail stores, total -----	28	58	Eating, drinking places -----	5
52	Lumber, building materials, hardware, farm equipment dealers -----	1	5812	Eating places -----	5
5251	Hardware stores -----	1	5813	Drinking places (alcoholic beverages) -----	-
52 ex. 5251	Other -----	-	59 pt. (591)	Drug stores, proprietary stores -----	2
53 part	General merchandise group stores -----	2	59 ex. 591	Other retail stores -----	2
531	Department stores -----	1	592	Liquor stores -----	-
533	Limited price variety stores -----	1	594	Book, stationery stores -----	-
539	Miscellaneous general merchandise stores -----	-	595	Sporting goods stores, bicycle shops -----	-
			597	Jewelry stores -----	1
54	Food stores -----	3	5992	Florists -----	-
			5996	Camera, photographic supply stores -----	1

Standard Notes: - Represents zero. (D) Withheld to avoid disclosure. (NA) Not available.

TABLE 6. Other Major Retail Centers in the SMSA: 1963—Continued

MRC No. 3. Includes the planned center known as "Poplar-Highland Plaza" and establishments on Poplar Ave. from S. Prescott to S. Highland and on S. Highland from Poplar Ave. to Walnut Grove Rd.

SIC code	Kind of business	Total	SIC code	Kind of business	Number of establishments
	Retail stores, total:				
	Number -----	35	55 ex. 554	Automotive Dealers -----	-
	Sales ----- \$1,000--	20 296	55 pt. (554)	Gasoline service stations -----	-
54, 58, 591	Convenience goods stores:		56	Apparel, accessory stores -----	14
	Number -----	7	561, 567	Men's, boys' apparel stores, custom tailors -----	2
	Sales ----- \$1,000--	5 505	562-3, 568	Women's clothing, specialty stores -----	4
53 part, 56, 57	Shopping goods stores:		562	Women's ready-to-wear stores -----	4
	Number -----	21	565	Family clothing stores -----	1
	Sales ----- \$1,000--	13 825	566	Shoe stores -----	6
52, 55, 59 ex. 591	All other stores:		564, 569	Other apparel, accessory stores -----	1
	Number -----	8	57	Furniture, home furnishings, equipment stores -----	1
	Sales ----- \$1,000--	966	5712	Furniture stores -----	-
		Number of establishments	5713-15, 19	Other home furnishings stores -----	-
			572, 573	Household appliance, radio, television, music stores -----	1
	Retail stores, total -----	35	58	Eating, drinking places -----	1
52	Lumber, building materials, hardware, farm equipment dealers -----	-	5812	Eating places -----	1
5251	Hardware stores -----	-	5813	Drinking places (alcoholic beverages) -----	-
52 ex. 5251	Other -----	-	59 pt. (591)	Drug stores, proprietary stores -----	2
53 part	General merchandise group stores -----	5	59 ex. 591	Other retail stores -----	8
531	Department stores -----	2	592	Liquor stores -----	-
533	Limited price variety stores -----	2	594	Book, stationery stores -----	1
539	Miscellaneous general merchandise stores -----	1	595	Sporting goods stores, bicycle shops -----	-
			597	Jewelry stores -----	3
54	Food stores -----	4	5992	Florists -----	1
			5996	Camera, photographic supply stores -----	2

MRC No. 4. Includes the planned center known as "Laurelwood Center" and establishments on Poplar Ave. from Grove Park Rd. to Colonial Rd., on Grove Park Rd. from Poplar Ave. to Aldersgate Rd., and on Perkins Extended from Aldersgate Rd. to Southern Rwy. (Memphis city)

SIC code	Kind of business	Total	SIC code	Kind of business	Number of establishments
	Retail stores, total:				
	Number -----	66	55 ex. 554	Automotive dealers -----	1
	Sales ----- \$1,000--	37 212	55 pt. (554)	Gasoline service stations -----	7
54, 58, 591	Convenience goods stores:		56	Apparel, accessory stores -----	17
	Number -----	15	561, 567	Men's, boys' apparel stores, custom tailors -----	4
	Sales ----- \$1,000--	8 492	562-3, 568	Women's clothing, specialty stores -----	6
53 part, 56, 57	Shopping goods stores:		562	Women's ready-to-wear stores -----	4
	Number -----	26	565	Family clothing stores -----	-
	Sales ----- \$1,000--	26 508	566	Shoe stores -----	5
52, 55, 59 ex. 591	All other stores:		564, 569	Other apparel, accessory stores -----	2
	Number -----	23	57	Furniture, home furnishings, equipment stores -----	4
	Sales ----- \$1,000--	2 212	5712	Furniture stores -----	-
		Number of establishments	5713-15, 19	Other home furnishings stores -----	1
			572, 573	Household appliance, radio, television, music stores -----	3
	Retail stores, total -----	66	58	Eating, drinking places -----	8
52	Lumber, building materials, hardware, farm equipment dealers -----	3	5812	Eating places -----	8
5251	Hardware stores -----	-	5813	Drinking places (alcoholic beverages) -----	-
52 ex. 5251	Other -----	3	59 pt. (591)	Drug stores, proprietary stores -----	2
53 part	General merchandise group stores -----	5	59 ex. 591	Other retail stores -----	14
531	Department stores -----	3	592	Liquor stores -----	-
533	Limited price variety stores -----	1	594	Book, stationery stores -----	-
539	Miscellaneous general merchandise stores -----	1	595	Sporting goods stores, bicycle shops -----	1
			597	Jewelry stores -----	1
54	Food stores -----	5	5992	Florists -----	1
			5996	Camera, photographic supply stores -----	-

Standard Notes: - Represents zero. (D) Withheld to avoid disclosure. (NA) Not available.

TABLE 6. Other Major Retail Centers in the SMSA: 1963—Continued

MRC No. 5. Includes the planned center known as "Summer Shopping Center" and establishments on Summer Ave. from Vaughn Rd. to Berclair Rd. (Memphis city)

SIC code	Kind of business	Total	SIC code	Kind of business	Number of establishments
	Retail stores, total:				
	Number -----	32	55 ex. 554	Automotive Dealers -----	3
	Sales ----- \$1,000--	13 214	55 pt. (554)	Gasoline service stations -----	3
54, 58, 591	Convenience goods stores:		56	Apparel, accessory stores -----	5
	Number -----	10	561, 567	Men's, boys' apparel stores, custom tailors -----	1
	Sales ----- \$1,000--	6 368	562-3, 568	Women's clothing, specialty stores -----	1
53 part, 56, 57	Shopping goods stores:		562	Women's ready-to-wear stores -----	1
	Number -----	15	565	Family clothing stores -----	1
	Sales ----- \$1,000--	5 594	566	Shoe stores -----	1
52, 55, 59 ex. 591	All other stores:		564, 569	Other apparel, accessory stores -----	1
	Number -----	9	57	Furniture, home furnishings, equipment stores -----	2
	Sales ----- \$1,000--	1 252	5712	Furniture stores -----	1
		Number of establishments	5713-15, 19	Other home furnishings stores -----	-
			572, 573	Household appliance, radio, television, music stores -----	1
	Retail stores, total -----	32	58	Eating, drinking places -----	4
52	Lumber, building materials, hardware, farm equipment dealers -----	1	5812	Eating places -----	3
5251	Hardware stores -----	1	5813	Drinking places (alcoholic beverages) -----	1
52 ex. 5251	Other -----	-	59 pt. (591)	Drug stores, proprietary stores -----	2
53 part	General merchandise group stores -----	6	59 ex. 591	Other retail stores -----	2
531	Department stores -----	3	592	Liquor stores -----	-
533	Limited price variety stores -----	2	594	Book, stationery stores -----	-
539	Miscellaneous general merchandise stores -----	1	595	Sporting goods stores, bicycle shops -----	-
			597	Jewelry stores -----	1
			5992	Florists -----	-
54	Food stores -----	4	5996	Camera, photographic supply stores -----	-

MRC No. 6. Includes the planned center known as "Whitehaven Plaza" and establishments on Hwy. 51 S. from Marlin Rd. to Laudeen Dr. - Crestline, and on E. Raines Rd. from Hwy. 51 S. to Barton Dr. (Shelby County)

SIC code	Kind of business	Total	SIC code	Kind of business	Number of establishments
	Retail stores, total:				
	Number -----	53	55 ex. 554	Automotive dealers -----	4
	Sales ----- \$1,000--	16 474	55 pt. (554)	Gasoline service stations -----	5
54, 58, 591	Convenience goods stores:		56	Apparel, accessory stores -----	8
	Number -----	19	561, 567	Men's, boys' apparel stores, custom tailors -----	1
	Sales ----- \$1,000--	8 763	562-3, 568	Women's clothing, specialty stores -----	1
53 part, 56, 57	Shopping goods stores:		562	Women's ready-to-wear stores -----	1
	Number -----	13	565	Family clothing stores -----	2
	Sales ----- \$1,000--	5 108	566	Shoe stores -----	4
52, 55, 59 ex. 591	All other stores:		564, 569	Other apparel, accessory stores -----	-
	Number -----	22	57	Furniture, home furnishings, equipment stores -----	2
	Sales ----- \$1,000--	2 603	5712	Furniture stores -----	1
		Number of establishments	5713-15, 19	Other home furnishings stores -----	-
			572, 573	Household appliance, radio, television, music stores -----	1
	Retail stores, total -----	53	58	Eating, drinking places -----	7
52	Lumber, building materials, hardware, farm equipment dealers -----	2	5812	Eating places -----	6
5251	Hardware stores -----	1	5813	Drinking places (alcoholic beverages) -----	1
52 ex. 5251	Other -----	1	59 pt. (591)	Drug stores, proprietary stores -----	5
53 part	General merchandise group stores -----	3	59 ex. 591	Other retail stores -----	10
531	Department stores -----	1	592	Liquor stores -----	-
533	Limited price variety stores -----	1	594	Book, stationery stores -----	-
539	Miscellaneous general merchandise stores -----	1	595	Sporting goods stores, bicycle shops -----	-
			597	Jewelry stores -----	1
			5992	Florists -----	1
54	Food stores -----	7	5996	Camera, photographic supply stores -----	1

Standard Notes: - Represents zero. (D) Withheld to avoid disclosure. (NA) Not available.

TABLE 6. Other Major Retail Centers in the SMSA: 1963—Continued

MRC No. 7 Includes the planned center known as "Lamar Airways Center" and establishments on Lamar Ave. from I.C. R.R. bridge to Hamilton, on Park Ave. from Lamar to Airways Blvd., on Airways Blvd. from Park Ave. to Riley Ave., on S. Tresevant from Airways Blvd. to Riley Ave., and on Deadrick Ave. from Lamar to Ethel (Memphis city)

SIC code	Kind of business	Total	SIC code	Kind of business	Number of establishments
	Retail stores, total:				
	Number -----	72	55 ex. 554	Automotive Dealers -----	12
	Sales ----- \$1,000	35 037	55 pt. (554)	Gasoline service stations -----	8
54, 58, 591	Convenience goods stores:		56	Apparel, accessory stores -----	6
	Number -----	22	561, 567	Men's, boys' apparel stores, custom tailors -----	1
	Sales ----- \$1,000	6 026	562-3, 568	Women's clothing, specialty stores -----	2
53 part, 56, 57	Shopping goods stores:		562	Women's ready-to-wear stores -----	2
	Number -----	15	565	Family clothing stores -----	1
	Sales ----- \$1,000	6 853	566	Shoe stores -----	2
52, 55, 59 ex. 591	All other stores:		564, 569	Other apparel, accessory stores -----	-
	Number -----	35	57	Furniture, home furnishings, equipment stores -----	4
	Sales ----- \$1,000	22 158	5712	Furniture stores -----	2
		Number of establishments	5713-15, 19	Other home furnishings stores -----	1
			572, 573	Household appliance, radio, television, music stores -----	1
	Retail stores, total -----	72	58	Eating, drinking places -----	12
52	Lumber, building materials, hardware, farm equipment dealers -----	2	5812	Eating places -----	11
5251	Hardware stores -----	2	5813	Drinking places (alcoholic beverages) -----	1
52 ex. 5251	Other -----	-	59 pt. (591)	Drug stores, proprietary stores -----	3
53 part	General merchandise group stores -----	5	59 ex. 591	Other retail stores -----	13
531	Department stores -----	1	592	Liquor stores -----	7
533	Limited price variety stores -----	2	594	Book, stationery stores -----	-
539	Miscellaneous general merchandise stores -----	2	595	Sporting goods stores, bicycle shops -----	-
			597	Jewelry stores -----	2
54	Food stores -----	7	5992	Florists -----	1
			5996	Camera, photographic supply stores -----	-

MRC No. 8. Includes establishments on Lamar Ave. from Democrat Rd. to Getwell Rd. (Shelby County)

SIC code	Kind of business	Total	SIC code	Kind of business	Number of establishments
	Retail stores, total:				
	Number -----	27	55 ex. 554	Automotive dealers -----	3
	Sales ----- \$1,000	10 833	55 pt. (554)	Gasoline service stations -----	7
54, 58, 591	Convenience goods stores:		56	Apparel, accessory stores -----	1
	Number -----	8	561, 567	Men's, boys' apparel stores, custom tailors -----	-
	Sales ----- \$1,000	(D)	562-3, 568	Women's clothing, specialty stores -----	-
53 part, 56, 57	Shopping goods stores:		562	Women's ready-to-wear stores -----	-
	Number -----	4	565	Family clothing stores -----	1
	Sales ----- \$1,000	(D)	566	Shoe stores -----	-
52, 55, 59 ex. 591	All other stores:		564, 569	Other apparel, accessory stores -----	-
	Number -----	15	57	Furniture, home furnishings, equipment stores -----	2
	Sales ----- \$1,000	1 287	5712	Furniture stores -----	1
		Number of establishments	5713-15, 19	Other home furnishings stores -----	-
			572, 573	Household appliance, radio, television, music stores -----	1
	Retail stores, total -----	27	58	Eating, drinking places -----	6
52	Lumber, building materials, hardware, farm equipment dealers -----	-	5812	Eating places -----	6
5251	Hardware stores -----	-	5813	Drinking places (alcoholic beverages) -----	-
52 ex. 5251	Other -----	-	59 pt. (591)	Drug stores, proprietary stores -----	1
53 part	General merchandise group stores -----	1	59 ex. 591	Other retail stores -----	5
531	Department stores -----	1	592	Liquor stores -----	-
533	Limited price variety stores -----	-	594	Book, stationery stores -----	-
539	Miscellaneous general merchandise stores -----	-	595	Sporting goods stores, bicycle shops -----	-
			597	Jewelry stores -----	-
54	Food stores -----	2	5992	Florists -----	1
			5996	Camera, photographic supply stores -----	-


Standard Notes: - Represents zero. (D) Withheld to avoid disclosure. (NA) Not available.

Miami, Fla., SMSA

CONTENTS

[Page numbers listed here omit the chapter prefix, 60-, which appears as part of number for each page]

	page
Standard Metropolitan Statistical Area Map	1
Chart on Retail Sales: 1963 and 1958	3
TABLE 1 The Central Business District: 1963 and 1958	4
2 The City: 1963 and 1958	5
3 The Standard Metropolitan Statistical Area: 1963 and 1958	6
4 CBD, City, SMSA—Sales Comparisons: 1958 and 1963	7
5 CBD Sales as Percent of City and SMSA Sales: 1963 and 1958	8
6 Other Major Retail Centers in the SMSA: 1963	9



MIAMI, FLA.

Standard Metropolitan Statistical Area, Central Business District, and Major Retail Centers

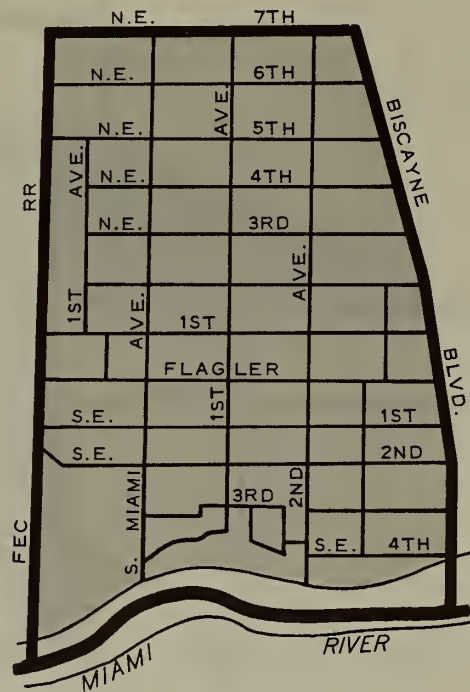
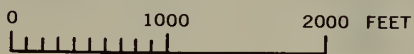


**STANDARD METROPOLITAN
STATISTICAL AREA
& CENTRAL CITY**



**CENTRAL
BUSINESS
DISTRICT**

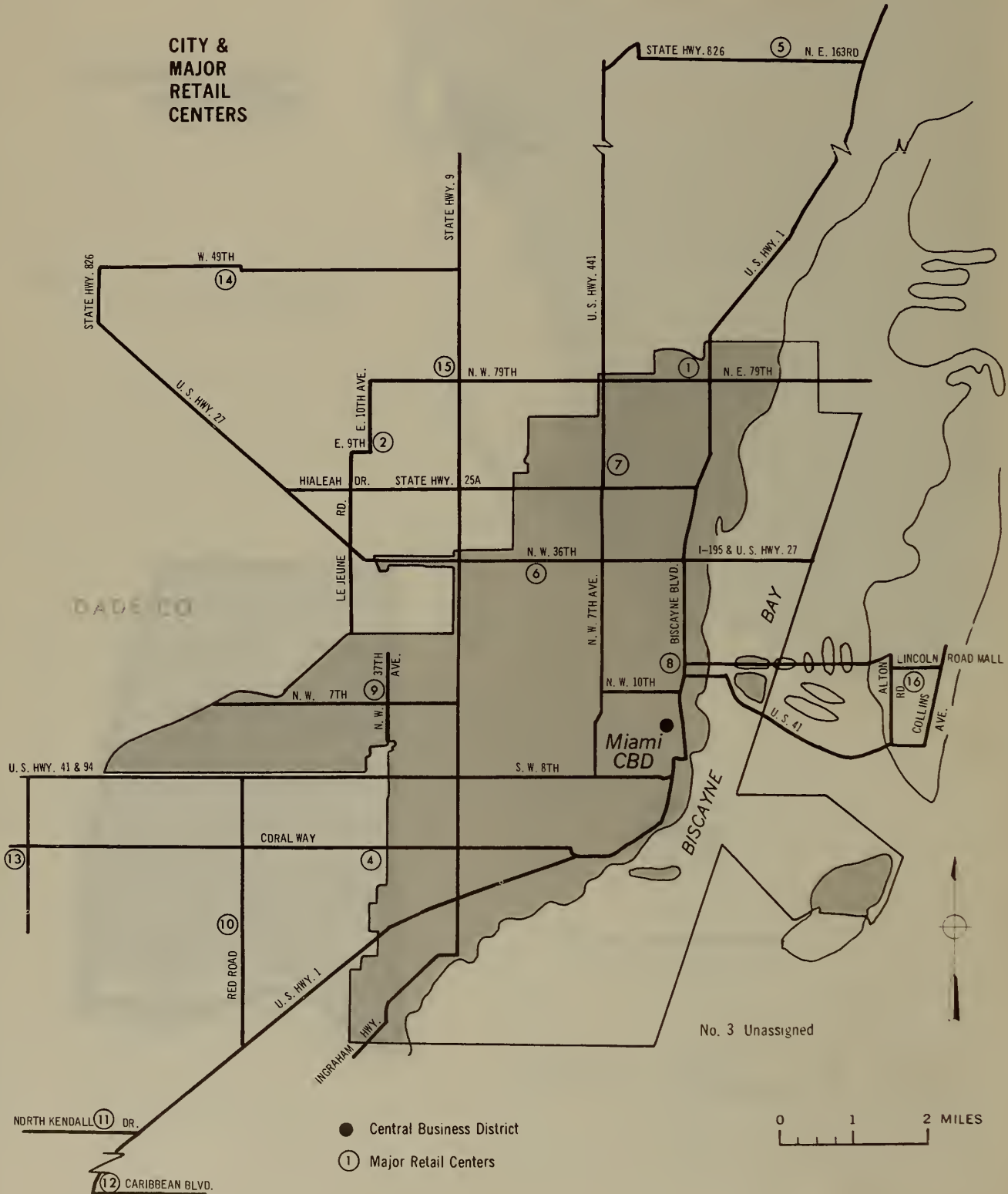
Comprising Census Tract 37-A



MIAMI, FLA.


Standard Metropolitan Statistical Area, Central Business District, and Major Retail Centers

CITY & MAJOR RETAIL CENTERS




Miami SMSA

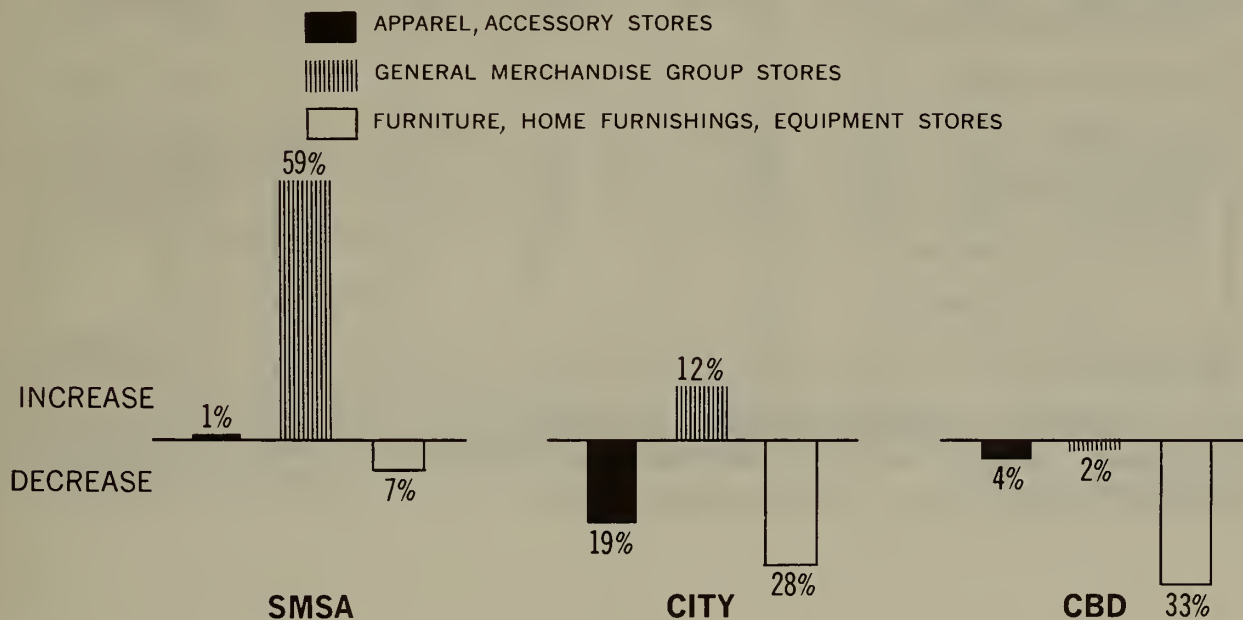
Retail Sales: 1958 and 1963 IN MILLIONS OF DOLLARS



Miami



Percent Change in Sales, 1958-1963 by Types of Stores



1963 CENSUS OF BUSINESS, U.S. Department of Commerce, Bureau of the Census

TABLE 1. The Central Business District: 1963 and 1958

SIC code	Kind of business	1963				1958 ¹		
		Estab- lish- ments	Sales	Payroll, entire year	Paid employees, workweek ended nearest Nov. 15	Estab- lish- ments	Sales	Payroll, entire year
		(number)	(\$1,000)	(\$1,000)	(number)	(number)	(\$1,000)	(\$1,000)
	RETAIL STORES							
	Total ² -----	542	107 646	16 377	5 428	545	114 340	20 848
52	Lumber, building materials, hardware, farm equip- ment dealers -----	4	(D)	(D)	(D)	3	(D)	(D)
5251	Hardware stores -----	1	(D)	(D)	(D)	1	(D)	(D)
52 ex. 5251	Other -----	3	59	4	1	2	(D)	(D)
53 part ²	General merchandise group stores ² -----	33	46 886	6 540	2 424	24	47 820	10 876
531	Department stores -----	3	(D)	(D)	(D)	3	(D)	(D)
533	Limited price variety stores -----	7	6 241	1 096	455	4	7 258	1 218
539	Miscellaneous general merchandise stores -----	23	(D)	(D)	(D)	17	(D)	(D)
54	Food stores -----	26	2 417	207	73	30	1 919	157
55 ex. 554	Automotive dealers -----	-	-	-	-	2	(D)	(D)
55 pt. (554)	Gasoline service stations -----	9	(D)	(D)	(D)	8	539	61
56	Apparel, accessory stores -----	149	25 117	3 844	1 043	166	26 207	3 520
561, 567	Men's, boys' apparel stores, custom tailors -----	39	5 342	862	191	41	5 459	747
562-3, 568	Women's clothing, specialty stores -----	59	13 390	2 170	651	66	13 738	1 865
562	Women's ready-to-wear stores ³ -----	44	11 620	1 872	548	50	11 942	1 607
565	Family clothing stores ³ -----	10	688	73	22	4	282	34
566	Shoe stores -----	36	5 376	706	168	43	6 028	817
564, 569	Other apparel, accessory stores -----	5	321	33	11	4	522	57
57	Furniture, home furnishings, equipment stores -----	31	4 178	717	160	26	6 191	925
5712	Furniture stores -----	6	(D)	(D)	(D)	6	(D)	(D)
5713-15, 19	Other home furnishings stores -----	8	(D)	(D)	(D)	5	(D)	(D)
572, 573	Household appliance, radio, television, music stores -----	17	2 019	248	60	15	3 023	374
58	Eating, drinking places -----	116	9 424	2 209	989	124	9 931	2 236
5812	Eating places -----	84	7 574	1 886	870	85	7 568	1 872
5813	Drinking places (alcoholic beverages) -----	32	1 850	323	119	39	2 363	364
59 pt. (591)	Drug stores, proprietary stores -----	17	6 630	984	261	14	5 577	1 014
59 ex. 591	Other retail stores ⁴ -----	157	11 654	1 604	406	148	12 036	1 580
592	Liquor stores -----	5	481	38	11	10	622	36
594	Book, stationery stores -----	10	342	42	16	8	672	133
595	Sporting goods stores, bicycle shops -----	2	(D)	(D)	(D)	3	361	42
597	Jewelry stores -----	35	5 287	710	165	36	4 215	632
5992	Florists -----	4	56	-	-	2	(D)	(D)
5996	Camera, photographic supply stores -----	6	641	75	13	8	829	57
	SELECTED SERVICES							
7011	Hotels, motels -----	61	8 536	3 424	1 541	69	9 603	3 379
783	Motion picture theaters -----	7	1 204	357	119	7	(D)	(D)

Standard Notes: - Represents zero. (D) Withheld to avoid disclosure. (NA) Not available.

¹1958 group totals for SIC 53 and 56 may include data for "nonemployer" establishments which could not be classified and tabulated by detailed kinds of business.

²Excludes nonstore retailers (i.e., mail order, direct selling, merchandise vending machine operators) part of SIC 53.

³1958 data limited to "employer" establishments.

⁴Includes data for those kinds of business in SIC 59 (ex. 591) not covered in any of the lines below.

TABLE 2. The City: 1963 and 1958

SIC code	Kind of business	1963				1958 ¹		
		Estab- lish- ments (number)	Sales (\$1,000)	Payroll, entire year (\$1,000)	Paid employees, workweek ended nearest Nov. 15 (number)	Estab- lish- ments (number)	Sales (\$1,000)	Payroll, entire year (\$1,000)
RETAIL STORES								
	Total ² -----	3 714	635 212	77 242	23 604	5 019	733 440	87 642
52	Lumber, building materials, hardware, farm equip- ment dealers -----	108	13 911	2 120	491	211	33 502	4 484
5251	Hardware stores -----	38	2 759	434	114	(NA)	(NA)	(NA)
52 ex. 5251	Other -----	70	11 152	1 686	377	(NA)	(NA)	(NA)
53 part ³	General merchandise group stores ² -----	117	115 180	16 183	5 361	161	102 521	18 771
531	Department stores -----	13	97 396	13 436	4 275	8	80 939	15 818
533	Limited price variety stores -----	30	11 029	1 904	825	38	(D)	(D)
539	Miscellaneous general merchandise stores -----	74	6 755	843	261	77	(D)	(D)
54	Food stores -----	606	127 192	10 204	3 295	736	128 809	8 843
55 ex. 554	Automotive dealers -----	225	139 404	11 792	2 133	321	177 388	14 713
55 pt. (554)	Gasoline service stations -----	419	34 009	3 267	1 075	540	39 513	3 240
56	Apparel, accessory stores -----	309	37 378	5 482	1 567	413	46 394	6 188
561, 567	Men's, boys' apparel stores, custom tailors -----	76	7 527	1 192	284	101	10 992	1 523
562-3, 568	Women's clothing, specialty stores -----	118	19 690	3 001	938	155	21 557	2 974
562	Women's ready-to-wear stores ³ -----	86	17 080	2 597	793	99	17 820	2 454
565	Family clothing stores ³ -----	32	1 327	161	48	22	1 404	154
566	Shoe stores -----	66	7 975	1 039	270	96	10 540	1 366
564, 569	Other apparel, accessory stores -----	17	859	89	27	21	1 503	171
57	Furniture, home furnishings, equipment stores -----	283	38 083	5 354	1 197	405	53 039	7 077
5712	Furniture stores -----	112	16 392	2 327	500	157	22 095	3 199
5713-15, 19	Other home furnishings stores -----	57	7 804	1 417	337	81	6 988	1 136
572, 573	Household appliance, radio, television, music stores -----	114	13 887	1 610	360	167	23 956	2 742
58	Eating, drinking places -----	845	61 132	13 403	5 828	1 120	67 733	14 072
5812	Eating places -----	566	50 236	12 159	5 279	740	53 607	12 566
5813	Drinking places (alcoholic beverages) -----	279	10 896	1 244	549	380	14 126	1 506
59 pt. (591)	Drug stores, proprietary stores -----	154	23 655	3 664	1 112	216	27 804	4 097
59 ex. 591	Other retail stores ⁴ -----	648	45 268	5 773	1 545	895	54 659	6 157
592	Liquor stores -----	123	12 593	943	307	204	16 900	1 104
594	Book, stationery stores -----	25	954	128	43	32	2 458	448
595	Sporting goods stores, bicycle shops -----	34	2 643	378	84	53	3 212	304
597	Jewelry stores -----	67	7 063	998	244	65	5 183	741
5992	Florists -----	49	1 942	367	103	NA	NA	NA
5996	Camera, photographic supply stores -----	14	1 683	193	33	NA	NA	NA
SELECTED SERVICES								
7011	Hotels, motels -----	261	16 356	5 243	2 317	348	19 951	5 999
783	Motion picture theaters -----	26	2 793	801	315	34	4 580	935

Standard Notes: - Represents zero. (D) Withheld to avoid disclosure. (NA) Not available.

¹1958 group totals for SIC 53 and 56 may include data for "nonemployer" establishments which could not be classified and tabulated by detailed kinds of business.

²Excludes nonstore retailers (i.e., mail order, direct selling, merchandise vending machine operators) part of SIC 53.

³1958 data limited to "employer" establishments.

⁴Includes data for those kinds of business in SIC 59 (ex. 591) not covered in any of the lines below.

TABLE 3. The Standard Metropolitan Statistical Area: 1963 and 1958

SIC code	Kind of business	1963				1958 ¹		
		Estab- lish- ments	Sales	Payroll, entire year	Paid employees, workweek ended nearest Nov. 15	Estab- lish- ments	Sales	Payroll, entire year
		(number)	(\$1,000)	(\$1,000)	(number)	(number)	(\$1,000)	(\$1,000)
	RETAIL STORES							
	Total ² -----	9 003	1 583 618	188 553	57 900	9 329	1 342 490	156 243
52	Lumber, building materials, hardware, farm equip- ment dealers -----	304	39 071	5 510	1 309	419	68 141	8 680
5251	Hardware stores -----	123	8 967	1 303	345	(NA)	(NA)	(NA)
52 ex. 5251	Other -----	181	30 104	4 207	964	(NA)	(NA)	(NA)
53 part ²	General merchandise group stores ² -----	316	218 966	27 448	9 786	319	137 547	22 987
531	Department stores -----	30	172 392	20 596	7 078	13	96 523	17 470
533	Limited price variety stores -----	100	26 797	4 462	1 856	86	22 113	3 516
539	Miscellaneous general merchandise stores -----	186	19 777	2 390	852	160	17 697	2 001
54	Food stores -----	1 320	376 786	30 250	9 717	1 279	295 592	19 692
55 ex. 554	Automotive dealers -----	481	325 741	27 227	4 918	469	253 407	21 427
55 pt. (554)	Gasoline service stations -----	1 157	99 780	9 829	3 250	951	80 421	7 027
56	Apparel, accessory stores -----	1 025	115 991	17 354	4 638	1 129	114 636	15 524
561, 567	Men's, boys' apparel stores, custom tailors -----	235	24 374	3 749	801	266	24 334	3 381
562-3, 568	Women's clothing, specialty stores -----	463	55 476	8 488	2 538	493	54 897	7 797
562	Women's ready-to-wear stores ³ -----	312	43 206	6 673	1 946	337	45 960	6 635
565	Family clothing stores ³ -----	58	7 243	1 176	286	52	5 677	655
566	Shoe stores -----	212	25 015	3 487	866	186	22 592	2 995
564, 569	Other apparel, accessory stores -----	57	3 883	454	147	98	6 422	696
57	Furniture, home furnishings, equipment stores -----	562	71 126	9 375	2 249	699	76 060	9 718
5712	Furniture stores -----	201	26 526	3 771	835	237	29 237	4 074
5713-15, 19	Other home furnishings stores -----	132	11 778	2 018	508	156	10 118	1 556
572, 573	Household appliance, radio, television, music stores -----	229	32 822	3 586	906	306	36 705	4 088
58	Eating, drinking places -----	1 927	159 488	37 533	15 346	2 027	144 448	30 777
5812	Eating places -----	1 356	134 781	34 387	14 036	1 396	117 833	27 786
5813	Drinking places (alcoholic beverages) -----	571	24 707	3 146	1 310	631	26 615	2 991
59 pt. (591)	Drug stores, proprietary stores -----	377	62 804	9 816	2 935	402	63 223	8 911
59 ex. 591	Other retail stores ⁴ -----	1 534	113 865	14 211	3 752	1 634	106 937	11 500
592	Liquor stores -----	254	34 546	2 588	739	303	31 397	2 212
594	Book, stationery stores -----	65	3 127	410	130	65	4 086	646
595	Sporting goods stores, bicycle shops -----	101	6 149	822	212	93	5 489	551
597	Jewelry stores -----	129	12 899	1 850	423	144	9 417	1 214
5992	Florists -----	104	4 463	777	222	93	4 115	758
5996	Camera, photographic supply stores -----	35	2 688	312	63	37	2 820	254
	SELECTED SERVICES							
7011	Hotels, motels -----	905	157 076	44 011	15 253	981	142 213	41 805
783	Motion picture theaters -----	56	9 338	1 960	729	69	11 375	2 150

Standard Notes: - Represents zero. (D) Withheld to avoid disclosure. (NA) Not available.

¹1958 group totals for SIC 53 and 56 may include data for "nonemployer" establishments which could not be classified and tabulated by detailed kinds of business.²Excludes nonstore retailers (i.e., mail order, direct selling, merchandise vending machine operators) part of SIC 53.³1958 data limited to "employer" establishments.⁴Includes data for those kinds of business in SIC 59 (ex. 591) not covered in any of the lines below.

TABLE 4. CBD, City, SMSA—Sales Comparisons: 1958 and 1963

SIC code	Kind of business	Percent change in sales			Percent distribution of sales					
		Central business district	City	Standard metropolitan statistical area	Central business district		City		Standard metropolitan statistical area	
					1963	1958	1963	1958	1963	1958
	RETAIL STORES									
	Total ² -----	-5.9	-13.4	18.0	100.0	100.0	100.0	100.0	100.0	100.0
52	Lumber, building materials, hardware, farm equipment dealers -----	(D)	-58.5	-42.7	(D)	(D)	2.2	4.6	2.5	5.1
5251	Hardware stores -----	(D)	(NA)	(NA)	(D)	(D)	0.4	(NA)	0.6	(NA)
52 ex. 5251	Other -----	(D)	(NA)	(NA)	0.1	(D)	1.8	(NA)	1.9	(NA)
53 part ²	General merchandise group stores ^{1,2} -----	-2.0	12.3	59.2	43.6	41.8	18.1	14.0	13.8	10.3
531	Department stores -----	(D)	20.3	78.6	(D)	(D)	15.3	11.0	10.9	7.2
533	Limited price variety stores -----	-14.0	(D)	21.2	5.8	6.3	1.7	(D)	1.7	1.7
539	Miscellaneous general merchandise stores -----	(D)	(D)	11.8	(D)	(D)	1.1	(D)	1.2	1.3
54	Food stores -----	26.0	-1.3	27.5	2.2	1.7	20.0	17.6	23.8	22.0
55 ex. 554	Automotive dealers -----	-	-21.4	28.5	-	(D)	22.0	24.2	20.6	18.9
55 pt. (554)	Gasoline service stations -----	(D)	-13.9	24.1	(D)	0.5	5.4	5.4	6.3	6.0
56	Apparel, accessory stores ¹ -----	-4.2	-19.4	1.2	23.3	22.9	5.9	6.3	7.3	8.5
561, 567	Men's, boys' apparel stores, custom tailors -----	-2.2	-31.5	0.2	5.0	4.8	1.2	1.5	1.5	1.8
562-3, 568	Women's clothing, specialty stores -----	-2.5	-8.7	1.1	12.4	12.0	3.1	2.9	3.5	4.1
562	Women's ready-to-wear stores ³ -----	-2.7	-4.2	-6.0	10.8	10.4	2.7	2.4	2.7	3.4
565	Family clothing stores ³ -----	44.0	-5.5	27.6	0.6	0.3	0.2	0.2	0.5	0.4
566	Shoe stores -----	-10.8	-24.3	10.7	5.0	5.3	1.3	1.4	1.6	1.7
564, 569	Other apparel, accessory stores -----	-38.5	-42.9	-39.5	0.3	0.5	0.1	0.2	0.2	0.5
57	Furniture, home furnishings, equipment stores -----	-32.5	-28.2	-6.5	3.9	5.4	6.0	7.2	4.5	5.7
5712	Furniture stores -----	(D)	-25.8	-9.3	(D)	(D)	2.6	3.0	1.7	2.2
5713-15, 19	Other home furnishings stores -----	(D)	11.7	16.4	(D)	(D)	1.2	1.0	0.7	0.8
572, 573	Household appliance, radio, television, music stores -----	-33.2	-42.0	-10.6	1.9	2.6	2.2	3.3	2.1	2.7
58	Eating, drinking places -----	-5.1	-9.8	10.4	8.7	8.7	9.6	9.2	10.0	10.8
5812	Eating places -----	0.1	-6.3	14.4	7.0	6.6	7.9	7.3	8.5	8.8
5813	Drinking places (alcoholic beverages) -----	-21.7	-22.9	-7.2	1.7	2.1	1.7	1.9	1.5	2.0
59 pt. (591)	Drug stores, proprietary stores -----	18.9	-14.9	-0.7	6.2	4.9	3.7	3.8	4.0	4.7
59 ex. 591	Other retail stores ⁴ -----	-3.2	-17.2	6.5	10.8	10.5	7.1	7.5	7.2	8.0
592	Liquor stores -----	-22.7	-25.5	10.0	0.4	0.5	2.0	2.3	2.2	2.3
594	Book, stationery stores -----	-49.1	-61.2	-23.5	0.3	0.6	0.2	0.3	0.2	0.3
595	Sporting goods stores, bicycle shops -----	(D)	-17.7	12.0	(D)	0.3	0.4	0.4	0.4	0.4
597	Jewelry stores -----	25.4	36.3	37.0	4.9	3.7	1.1	0.7	0.8	0.7
5992	Florists -----	(D)	(NA)	8.5	0.1	(D)	0.3	(NA)	0.3	0.3
5996	Camera, photographic supply stores -----	-22.7	(NA)	-4.7	0.6	0.7	0.3	(NA)	0.2	0.2
	SELECTED SERVICES									
7011	Hotels, motels -----	-11.1	-18.0	10.5	(X)	(X)	(X)	(X)	(X)	(X)
783	Motion picture theaters -----	(D)	-39.0	-17.9	(X)	(X)	(X)	(X)	(X)	(X)

Standard Notes: - Represents zero. (D) Withheld to avoid disclosure. (NA) Not available. (X) Not applicable. (-) Minus sign before number denotes decrease.

¹1958 group totals for SIC 53 and 56 may include data for "nonemployer" establishments which could not be classified and tabulated by detailed kinds of business.

²Excludes nonstore retailers (i.e., mail order, direct selling, merchandise vending machine operators) part of SIC 53.

³1958 data limited to "employer" establishments.

⁴Includes data for those kinds of business in SIC 59 (ex. 591) not covered in any of the lines below.

TABLE 5. CBD Sales as Percent of City and SMSA Sales: 1963 and 1958

SIC code	Kind of business	Central business district sales as—			
		Percent of city sales		Percent of standard metropolitan statistical area sales	
		1963	1958	1963	1958
	RETAIL STORES				
	Total ² -----	16.9	15.6	6.8	8.5
52	Lumber, building materials, hardware, farm equipment dealers -----	(D)	(D)	(D)	(D)
5251	Hardware stores -----	(D)	(D)	(D)	(D)
52 ex. 5251	Other -----	0.5	(D)	0.2	(D)
53 part ²	General merchandise group stores ^{1,2} -----	40.7	46.6	21.4	34.8
531	Department stores -----	(D)	(D)	(D)	(D)
533	Limited price variety stores -----	56.6	(D)	23.3	32.8
539	Miscellaneous general merchandise stores -----	(D)	(D)	(D)	(D)
54	Food stores -----	1.9	1.5	0.6	0.6
55 ex. 554	Automotive dealers -----	-	(D)	-	(D)
55 pt. (554)	Gasoline service stations -----	(D)	1.4	(D)	0.7
56	Apparel, accessory stores ¹ -----	67.2	56.5	21.7	22.9
561, 567	Men's, boys' apparel stores, custom tailors -----	71.0	49.7	21.9	22.4
562-3, 568	Women's clothing, specialty stores -----	68.0	63.7	24.1	25.0
562	Women's ready-to-wear stores ³ -----	68.0	67.0	26.9	26.0
565	Family clothing stores ³ -----	51.8	20.1	9.5	5.0
566	Shoe stores -----	67.4	57.2	21.5	26.7
564, 569	Other apparel, accessory stores -----	37.4	34.7	8.3	8.1
57	Furniture, home furnishings, equipment stores -----	11.0	11.7	5.9	8.1
5712	Furniture stores -----	(D)	(D)	(D)	(D)
5713-15, 19	Other home furnishings stores -----	(D)	(D)	(D)	(D)
572, 573	Household appliance, radio, television, music stores -----	14.5	12.6	6.2	8.2
58	Eating, drinking places -----	15.4	14.7	5.9	6.9
5812	Eating places -----	15.1	14.1	5.6	6.4
5813	Drinking places (alcoholic beverages) -----	17.0	16.7	7.5	8.9
59 pt. (591)	Drug stores, proprietary stores -----	28.0	20.1	10.6	8.8
59 ex. 591	Other retail stores ⁴ -----	25.7	22.0	10.2	11.3
592	Liquor stores -----	3.8	3.7	1.4	2.0
594	Book, stationery stores -----	35.8	27.3	10.9	16.4
595	Sporting goods stores, bicycle shops -----	(D)	11.2	(D)	6.6
597	Jewelry stores -----	74.9	81.3	41.0	44.8
5992	Florists -----	2.9	(D)	1.3	(D)
5996	Camera, photographic supply stores -----	38.1	(NA)	23.8	29.4
	SELECTED SERVICES				
7011	Hotels, motels -----	52.2	48.1	5.4	6.8
783	Motion picture theaters -----	43.1	(D)	12.9	(D)

Standard Notes: - Represents zero. (D) Withheld to avoid disclosure. (NA) Not available.

¹1958 group totals for SIC 53 and 56 may include data for "nonemployer" establishments which could not be classified and tabulated by detailed kinds of business.

²Excludes nonstore retailers (i.e., mail order, direct selling, merchandise vending machine operators) part of SIC 53.

³1958 data limited to "employer" establishments.

⁴Includes data for those kinds of business in SIC 59 (ex. 591) not covered in any of the lines below.

TABLE 6. Other Major Retail Centers in the SMSA: 1963

MRC No. 1. Includes the planned center known as "Biscayne Shopping Plaza" bounded by N.E. 82nd, Rear property line of lots on east side of Biscayne Blvd., Rear property line of lots on south side of N.E. 79th, Little River Canal.

SIC code	Kind of business	Total	SIC code	Kind of business	Number of establishments
	Retail stores, total:				
	Number -----	52	55 ex. 554	Automotive Dealers -----	-
	Sales ----- \$1,000	10 180	55 pt. (554)	Gasoline service stations -----	1
54, 58, 591	Convenience goods stores:		56	Apparel, accessory stores -----	19
	Number -----	13	561, 567	Men's, boys' apparel stores, custom tailors -----	2
	Sales ----- \$1,000	4 432	562-3, 568	Women's clothing, specialty stores -----	10
53 part, 56, 57	Shopping goods stores:		562	Women's ready-to-wear stores -----	5
	Number -----	26	565	Family clothing stores -----	-
	Sales ----- \$1,000	5 039	566	Shoe stores -----	4
52, 55, 59 ex. 591	All other stores:		564, 569	Other apparel, accessory stores -----	3
	Number -----	13	57	Furniture, home furnishings, equipment stores -----	2
	Sales ----- \$1,000	709	5712	Furniture stores -----	-
		Number of establishments	5713-15, 19	Other home furnishings stores -----	1
			572, 573	Household appliance, radio, television, music stores -----	1
	Retail stores, total -----	52	58	Eating, drinking places -----	10
52	Lumber, building materials, hardware, farm equipment dealers -----	1	5812	Eating places -----	7
5251	Hardware stores -----	-	5813	Drinking places (alcoholic beverages) -----	3
52 ex. 5251	Other -----	1	59 pt. (591)	Drug stores, proprietary stores -----	1
53 part	General merchandise group stores -----	5	59 ex. 591	Other retail stores -----	11
531	Department stores -----	2	592	Liquor stores -----	-
533	Limited price variety stores -----	2	594	Book, stationery stores -----	1
539	Miscellaneous general merchandise stores -----	1	595	Sporting goods stores, bicycle shops -----	-
			597	Jewelry stores -----	3
54	Food stores -----	2	5992	Florists -----	-
			5996	Camera, photographic supply stores -----	-

MRC No. 2. Includes the planned center known as "Flamingo Plaza" in the area bounded by E. 13th, E. 13th extended, S.A.L. R.R., E. 9th, E. 10th Ave. (N.W. 39th Ave.)

SIC code	Kind of business	Total	SIC code	Kind of business	Number of establishments
	Retail stores, total:				
	Number -----	25	55 ex. 554	Automotive dealers -----	1
	Sales ----- \$1,000	6 332	55 pt. (554)	Gasoline service stations -----	-
54, 58, 591	Convenience goods stores:		56	Apparel, accessory stores -----	5
	Number -----	5	561, 567	Men's, boys' apparel stores, custom tailors -----	-
	Sales ----- \$1,000	2 552	562-3, 568	Women's clothing, specialty stores -----	2
53 part, 56, 57	Shopping goods stores:		562	Women's ready-to-wear stores -----	1
	Number -----	10	565	Family clothing stores -----	1
	Sales ----- \$1,000	2 360	566	Shoe stores -----	2
52, 55, 59 ex. 591	All other stores:		564, 569	Other apparel, accessory stores -----	-
	Number -----	10	57	Furniture, home furnishings, equipment stores -----	2
	Sales ----- \$1,000	1 420	5712	Furniture stores -----	1
		Number of establishments	5713-15, 19	Other home furnishings stores -----	-
			572, 573	Household appliance, radio, television, music stores -----	1
	Retail stores, total -----	25	58	Eating, drinking places -----	3
52	Lumber, building materials, hardware, farm equipment dealers -----	2	5812	Eating places -----	3
5251	Hardware stores -----	1	5813	Drinking places (alcoholic beverages) -----	-
52 ex. 5251	Other -----	1	59 pt. (591)	Drug stores, proprietary stores -----	1
53 part	General merchandise group stores -----	3	59 ex. 591	Other retail stores -----	7
531	Department stores -----	1	592	Liquor stores -----	1
533	Limited price variety stores -----	2	594	Book, stationery stores -----	-
539	Miscellaneous general merchandise stores -----	-	595	Sporting goods stores, bicycle shops -----	-
			597	Jewelry stores -----	2
54	Food stores -----	1	5992	Florists -----	-
			5996	Camera, photographic supply stores -----	1

Note: To facilitate comparison with 1958 data, the numbers assigned to MRC's are the same as those used in the reports of the 1958 census. For this reason, MRC No. 3 is not used in this report.

Standard Notes: - Represents zero. (D) Withheld to avoid disclosure. (NA) Not available.

TABLE 6. Other Major Retail Centers in the SMSA: 1963—Continued

MRC No. 4. Includes the establishments in the area bounded by: Aragon Ave., Merrick Way, Giralda Ave., S.W. 21st, S.W. 34th Ave., S.W. 22nd Ter., Andalusia Ave., La Jeune Rd. (S.W. 42nd Ave.)

SIC code	Kind of business	Total	SIC code	Kind of business	Number of establishments
	Retail stores, total:				
	Number -----	186	55 ex. 554	Automotive Dealers -----	-
	Sales ----- \$1,000	48 742	55 pt. (554)	Gasoline service stations -----	3
54, 58, 591	Convenience goods stores:		56	Apparel, accessory stores -----	99
	Number -----	31	561, 567	Men's, boys' apparel stores, custom tailors -----	21
	Sales ----- \$1,000	9 206	562-3, 568	Women's clothing, specialty stores -----	52
53 part, 56, 57	Shopping goods stores:		562	Women's ready-to-wear stores -----	35
	Number -----	116	565	Family clothing stores -----	1
	Sales ----- \$1,000	35 617	566	Shoe stores -----	23
52, 55, 59 ex. 591	All other stores:		564, 569	Other apparel, accessory stores -----	2
	Number -----	39	57	Furniture, home furnishings, equipment stores -----	11
	Sales ----- \$1,000	3 919	5712	Furniture stores -----	4
			5713-15, 19	Other home furnishings stores -----	2
		Number of establishments	572, 573	Household appliance, radio, television, music stores -----	5
	Retail stores, total -----	186	58	Eating, drinking places -----	15
52	Lumber, building materials, hardware, farm equipment dealers -----	1	5812	Eating places -----	13
5251	Hardware stores -----	-	5813	Drinking places (alcoholic beverages) -----	2
52 ex. 5251	Other -----	1	59 pt. (591)	Drug stores, proprietary stores -----	8
53 part	General merchandise group stores -----	6	59 ex. 591	Other retail stores -----	35
531	Department stores -----	2	592	Liquor stores -----	2
533	Limited price variety stores -----	3	594	Book, stationery stores -----	5
539	Miscellaneous general merchandise stores -----	1	595	Sporting goods stores, bicycle shops -----	-
			597	Jewelry stores -----	8
54	Food stores -----	8	5992	Florists -----	1
			5996	Camera, photographic supply stores -----	1

MRC No. 5. Includes the planned center known as "163rd St. Shopping Center" and establishments on N.E. 163rd St. from N.E. 12th Ave. to N.E. 16th Ave. and on N.E. 15th Ave. from N.E. 162nd to N.E. 167th.

SIC code	Kind of business	Total	SIC code	Kind of business	Number of establishments
	Retail stores, total:				
	Number -----	93	55 ex. 554	Automotive dealers -----	1
	Sales ----- \$1,000	37 766	55 pt. (554)	Gasoline service stations -----	6
54, 58, 591	Convenience goods stores:		56	Apparel, accessory stores -----	32
	Number -----	22	561, 567	Men's, boys' apparel stores, custom tailors -----	4
	Sales ----- \$1,000	6 753	562-3, 568	Women's clothing, specialty stores -----	15
53 part, 56, 57	Shopping goods stores:		562	Women's ready-to-wear stores -----	6
	Number -----	48	565	Family clothing stores -----	-
	Sales ----- \$1,000	28 879	566	Shoe stores -----	10
52, 55, 59 ex. 591	All other stores:		564, 569	Other apparel, accessory stores -----	3
	Number -----	23	57	Furniture, home furnishings, equipment stores -----	8
	Sales ----- \$1,000	2 134	5712	Furniture stores -----	1
			5713-15, 19	Other home furnishings stores -----	2
		Number of establishments	572, 573	Household appliance, radio, television, music stores -----	5
	Retail stores, total -----	93	58	Eating, drinking places -----	10
52	Lumber, building materials, hardware, farm equipment dealers -----	1	5812	Eating places -----	9
5251	Hardware stores -----	-	5813	Drinking places (alcoholic beverages) -----	1
52 ex. 5251	Other -----	1	59 pt. (591)	Drug stores, proprietary stores -----	1
53 part	General merchandise group stores -----	8	59 ex. 591	Other retail stores -----	15
531	Department stores -----	4	592	Liquor stores -----	-
533	Limited price variety stores -----	1	594	Book, stationery stores -----	2
539	Miscellaneous general merchandise stores -----	3	595	Sporting goods stores, bicycle shops -----	-
			597	Jewelry stores -----	3
54	Food stores -----	11	5992	Florists -----	-
			5996	Camera, photographic supply stores -----	-

Standard Notes: - Represents zero. (D) Withheld to avoid disclosure. (NA) Not available.

TABLE 6. Other Major Retail Centers in the SMSA: 1963—Continued

MRC No. 6. Includes establishments on N.W. 36th St. from N.W. 14th Ave. to N.W. 18th Ave. and on N.W. 17th Ave. from N.W. 34th to N.W. 37th.

SIC code	Kind of business	Total	SIC code	Kind of business	Number of establishments
	Retail stores, total:				
	Number -----	63	55 ex. 554	Automotive Dealers -----	4
	Sales ----- \$1,000	6 982	55 pt. (554)	Gasoline service stations -----	3
54, 58, 591	Convenience goods stores:		56	Apparel, accessory stores -----	9
	Number -----	19	561, 567	Men's, boys' apparel stores, custom tailors -----	2
	Sales ----- \$1,000	2 006	562-3, 568	Women's clothing, specialty stores -----	3
53 part, 56, 57	Shopping goods stores:		562	Women's ready-to-wear stores -----	3
	Number -----	24	565	Family clothing stores -----	-
	Sales ----- \$1,000	2 877	566	Shoe stores -----	4
52, 55, 59 ex. 591	All other stores:		564, 569	Other apparel, accessory stores -----	-
	Number -----	20	57	Furniture, home furnishings, equipment stores -----	8
	Sales ----- \$1,000	2 099	5712	Furniture stores -----	3
		Number of establishments	5713-15, 19	Other home furnishings stores -----	-
			572, 573	Household appliance, radio, television, music stores -----	5
	Retail stores, total -----	63	58	Eating, drinking places -----	10
52	Lumber, building materials, hardware, farm equipment dealers -----	2	5812	Eating places -----	9
5251	Hardware stores -----	1	5813	Drinking places (alcoholic beverages) -----	1
52 ex. 5251	Other -----	1	59 pt. (591)	Drug stores, proprietary stores -----	5
53 part	General merchandise group stores -----	7	59 ex. 591	Other retail stores -----	11
531	Department stores -----	1	592	Liquor stores -----	1
533	Limited price variety stores -----	3	594	Book, stationery stores -----	2
539	Miscellaneous general merchandise stores -----	3	595	Sporting goods stores, bicycle shops -----	2
			597	Jewelry stores -----	1
54	Food stores -----	4	5992	Florists -----	1
			5996	Camera, photographic supply stores -----	-

MRC No. 7. Includes establishments on N.W. 7th Ave. from N.W. 56th to N.W. 66th and on N.W. 62nd from N.W. 6th Ave. to N.W. 8th Ave.

SIC code	Kind of business	Total	SIC code	Kind of business	Number of establishments
	Retail stores, total:				
	Number -----	55	55 ex. 554	Automotive dealers -----	8
	Sales ----- \$1,000	27 712	55 pt. (554)	Gasoline service stations -----	2
54, 58, 591	Convenience goods stores:		56	Apparel, accessory stores -----	5
	Number -----	15	561, 567	Men's, boys' apparel stores, custom tailors -----	1
	Sales ----- \$1,000	(D)	562-3, 568	Women's clothing, specialty stores -----	3
53 part, 56, 57	Shopping goods stores:		562	Women's ready-to-wear stores -----	2
	Number -----	18	565	Family clothing stores -----	-
	Sales ----- \$1,000	3 392	566	Shoe stores -----	1
52, 55, 59 ex. 591	All other stores:		564, 569	Other apparel, accessory stores -----	-
	Number -----	22	57	Furniture, home furnishings, equipment stores -----	9
	Sales ----- \$1,000	(D)	5712	Furniture stores -----	4
		Number of establishments	5713-15, 19	Other home furnishings stores -----	-
			572, 573	Household appliance, radio, television, music stores -----	5
	Retail stores, total -----	55	58	Eating, drinking places -----	7
52	Lumber, building materials, hardware, farm equipment dealers -----	1	5812	Eating places -----	3
5251	Hardware stores -----	-	5813	Drinking places (alcoholic beverages) -----	4
52 ex. 5251	Other -----	1	59 pt. (591)	Drug stores, proprietary stores -----	2
53 part	General merchandise group stores -----	4	59 ex. 591	Other retail stores -----	11
531	Department stores -----	1	592	Liquor stores -----	2
533	Limited price variety stores -----	1	594	Book, stationery stores -----	1
539	Miscellaneous general merchandise stores -----	2	595	Sporting goods stores, bicycle shops -----	-
			597	Jewelry stores -----	1
54	Food stores -----	6	5992	Florists -----	1
			5996	Camera, photographic supply stores -----	-

Standard Notes: - Represents zero. (D) Withheld to avoid disclosure. (NA) Not available.

TABLE 6. Other Major Retail Centers in the SMSA: 1963—Continued

MRC No. 8. Includes establishments on Biscayne Blvd. and Second Ave. N.E. from N.E. 12th St. to N.E. 16th St., and on N.E. 14th St. from Biscayne Blvd. to Second Ave. N.E.

SIC code	Kind of business	Total	SIC code	Kind of business	Number of establishments
	Retail stores, total:				
	Number -----	20	55 ex. 554	Automotive Dealers -----	2
	Sales ----- \$1,000	33 961	55 pt. (554)	Gasoline service stations -----	1
54, 58, 591	Convenience goods stores:		56	Apparel, accessory stores -----	-
	Number -----	8	561, 567	Men's, boys' apparel stores, custom tailors -----	-
	Sales ----- \$1,000	1 365	562-3, 568	Women's clothing, specialty stores -----	-
53 part, 56, 57	Shopping goods stores:		562	Women's ready-to-wear stores -----	-
	Number -----	3	565	Family clothing stores -----	-
	Sales ----- \$1,000	(D)	566	Shoe stores -----	-
52, 55, 59 ex. 591	All other stores:		564, 569	Other apparel, accessory stores -----	-
	Number -----	9	57	Furniture, home furnishings, equipment stores -----	1
	Sales ----- \$1,000	(D)	5712	Furniture stores -----	-
		Number of establishments	5713-15, 19	Other home furnishings stores -----	-
	Retail stores, total -----	20	572, 573	Household appliance, radio, television, music stores -----	1
52	Lumber, building materials, hardware, farm equipment dealers -----	2	58	Eating, drinking places -----	8
5251	Hardware stores -----	1	5812	Eating places -----	4
52 ex. 5251	Other -----	1	5813	Drinking places (alcoholic beverages) -----	4
53 part	General merchandise group stores -----	2	59 pt. (591)	Drug stores, proprietary stores -----	-
531	Department stores -----	2	59 ex. 591	Other retail stores -----	4
533	Limited price variety stores -----	-	592	Liquor stores -----	-
539	Miscellaneous general merchandise stores -----	-	594	Book, stationery stores -----	-
			595	Sporting goods stores, bicycle shops -----	2
			597	Jewelry stores -----	-
54	Food stores -----	-	5992	Florists -----	1
			5996	Camera, photographic supply stores -----	-

MRC No. 9. Includes the planned center known as "Central Shopping Plaza" and establishments on the north side of N.W. 7th St. from N.W. 37th Ave. to N.W. 39th Ave. and on N.W. 37th Ave. from N.W. 7th St. to N.W. 11th St. (Miami city)

SIC code	Kind of business	Total	SIC code	Kind of business	Number of establishments
	Retail stores, total:				
	Number -----	20	55 ex. 554	Automotive dealers -----	1
	Sales ----- \$1,000	12 739	55 pt. (554)	Gasoline service stations -----	1
54, 58, 591	Convenience goods stores:		56	Apparel, accessory stores -----	7
	Number -----	3	561, 567	Men's, boys' apparel stores, custom tailors -----	1
	Sales ----- \$1,000	(D)	562-3, 568	Women's clothing, specialty stores -----	3
53 part, 56, 57	Shopping goods stores:		562	Women's ready-to-wear stores -----	1
	Number -----	13	565	Family clothing stores -----	-
	Sales ----- \$1,000	8 609	566	Shoe stores -----	3
52, 55, 59 ex. 591	All other stores:		564, 569	Other apparel, accessory stores -----	-
	Number -----	4	57	Furniture, home furnishings, equipment stores -----	2
	Sales ----- \$1,000	(D)	5712	Furniture stores -----	2
		Number of establishments	5713-15, 19	Other home furnishings stores -----	-
	Retail stores, total -----	20	572, 573	Household appliance, radio, television, music stores -----	-
52	Lumber, building materials, hardware, farm equipment dealers -----	1	58	Eating, drinking places -----	1
5251	Hardware stores -----	1	5812	Eating places -----	-
52 ex. 5251	Other -----	1	5813	Drinking places (alcoholic beverages) -----	1
53 part	General merchandise group stores -----	4	59 pt. (591)	Drug stores, proprietary stores -----	1
531	Department stores -----	2	59 ex. 591	Other retail stores -----	1
533	Limited price variety stores -----	2	592	Liquor stores -----	-
539	Miscellaneous general merchandise stores -----	-	594	Book, stationery stores -----	-
			595	Sporting goods stores, bicycle shops -----	-
			597	Jewelry stores -----	1
54	Food stores -----	1	5992	Florists -----	-
			5996	Camera, photographic supply stores -----	-

Standard Notes: - Represents zero. (D) Withheld to avoid disclosure. (NA) Not available.

TABLE 6. Other Major Retail Centers in the SMSA: 1963—Continued

MRC No. 10. Includes the planned center known as "Red Bird Shopping Center" and establishments in the area bounded by S.W. 39th, S.W. 57th Ave. (Red Rd.), S.W. 41st, and S.W. 58th Ave.

SIC code	Kind of business	Total	SIC code	Kind of business	Number of establishments
	Retail stores, total:				
	Number	25	55 ex. 554	Automotive Dealers	1
	Sales	5 248	55 pt. (554)	Gasoline service stations	1
54, 58, 591	Convenience goods stores:		56	Apparel, accessory stores	5
	Number	9	561, 567	Men's, boys' apparel stores, custom tailors	-
	Sales	2 896	562-3, 568	Women's clothing, specialty stores	2
53 part, 56, 57	Shopping goods stores:		562	Women's ready-to-wear stores	-
	Number	7	565	Family clothing stores	-
	Sales	1 168	566	Shoe stores	2
52, 55, 59 ex. 591	All other stores:		564, 569	Other apparel, accessory stores	1
	Number	9	57	Furniture, home furnishings, equipment stores	-
	Sales	1 184	5712	Furniture stores	-
		Number of establishments	5713-15, 19	Other home furnishings stores	-
	Retail stores, total	25	572, 573	Household appliance, radio, television, music stores	-
52	Lumber, building materials, hardware, farm equipment dealers	2	58	Eating, drinking places	2
5251	Hardware stores	1	5812	Eating places	2
52 ex. 5251	Other	1	5813	Drinking places (alcoholic beverages)	-
53 part	General merchandise group stores	2	59 pt. (591)	Drug stores, proprietary stores	2
531	Department stores	1	59 ex. 591	Other retail stores	5
533	Limited price variety stores	1	592	Liquor stores	2
539	Miscellaneous general merchandise stores	-	594	Book, stationery stores	-
			595	Sporting goods stores, bicycle shops	-
			597	Jewelry stores	-
			5992	Florists	1
54	Food stores	5	5996	Camera, photographic supply stores	-

MRC No. 11. Includes planned center known as "Dadeland Mall" and establishments on S.W. 88th St. (N. Kendall Dr.) between S.W. 74th Ave. and Palmetto Rd. (S.W. 77th Ave.)

SIC code	Kind of business	Total	SIC code	Kind of business	Number of establishments
	Retail stores, total:				
	Number	57	55 ex. 554	Automotive dealers	-
	Sales	18 451	55 pt. (554)	Gasoline service stations	1
54, 58, 591	Convenience goods stores:		56	Apparel, accessory stores	30
	Number	6	561, 567	Men's, boys' apparel stores, custom tailors	3
	Sales	2 259	562-3, 568	Women's clothing, specialty stores	16
53 part, 56, 57	Shopping goods stores:		562	Women's ready-to-wear stores	9
	Number	39	565	Family clothing stores	1
	Sales	14 993	566	Shoe stores	7
52, 55, 59 ex. 591	All other stores:		564, 569	Other apparel, accessory stores	3
	Number	12	57	Furniture, home furnishings, equipment stores	6
	Sales	1 199	5712	Furniture stores	1
		Number of establishments	5713-15, 19	Other home furnishings stores	1
	Retail stores, total	57	572, 573	Household appliance, radio, television, music stores	4
52	Lumber, building materials, hardware, farm equipment dealers	1	58	Eating, drinking places	2
5251	Hardware stores	-	5812	Eating places	2
52 ex. 5251	Other	1	5813	Drinking places (alcoholic beverages)	-
53 part	General merchandise group stores	3	59 pt. (591)	Drug stores, proprietary stores	1
531	Department stores	1	59 ex. 591	Other retail stores	10
533	Limited price variety stores	-	592	Liquor stores	1
539	Miscellaneous general merchandise stores	2	594	Book, stationery stores	-
			595	Sporting goods stores, bicycle shops	-
			597	Jewelry stores	1
			5992	Florists	-
54	Food stores	3	5996	Camera, photographic supply stores	1

Standard Notes: - Represents zero. (D) Withheld to avoid disclosure. (NA) Not available.

TABLE 6. Other Major Retail Centers in the SMSA: 1963—Continued

MRC No. 12. Includes the planned center known as "Cutler Ridge Shopping Center" and establishments at the intersection of S. Dixie Highway and Caribbean Blvd., extending along the 20000 - 20400 blocks of S. Dixie Hwy. and the 10800 block of Caribbean Blvd.

SIC code	Kind of business	Total	SIC code	Kind of business	Number of establishments
	Retail stores, total:				
	Number -----	40	55 ex. 554	Automotive Dealers -----	2
	Sales ----- \$1,000-----	12 110	55 pt. (554)	Gasoline service stations -----	3
54, 58, 591	Convenience goods stores:		56	Apparel, accessory stores -----	9
	Number -----	20	561, 567	Men's, boys' apparel stores, custom tailors -----	1
	Sales ----- \$1,000-----	4 080	562-3, 568	Women's clothing, specialty stores -----	3
53 part, 56, 57	Shopping goods stores:		562	Women's ready-to-wear stores -----	2
	Number -----	14	565	Family clothing stores -----	4
	Sales ----- \$1,000-----	6 487	566	Shoe stores -----	-
52, 55, 59 ex. 591	All other stores:		564, 569	Other apparel, accessory stores -----	1
	Number -----	16	57	Furniture, home furnishings, equipment stores -----	1
	Sales ----- \$1,000-----	1 543	5712	Furniture stores -----	-
		Number of establishments	5713-15, 19	Other home furnishings stores -----	-
			572, 573	Household appliance, radio, television, music stores -----	1
	Retail stores, total -----	40	58	Eating, drinking places -----	4
52	Lumber, building materials, hardware, farm equipment dealers -----	1	5812	Eating places -----	4
5251	Hardware stores -----	1	5813	Drinking places (alcoholic beverages) -----	-
52 ex. 5251	Other -----	-	59 pt. (591)	Drug stores, proprietary stores -----	3
53 part	General merchandise group stores -----	4	59 ex. 591	Other retail stores -----	10
531	Department stores -----	1	592	Liquor stores -----	2
533	Limited price variety stores -----	2	594	Book, stationery stores -----	-
539	Miscellaneous general merchandise stores -----	1	595	Sporting goods stores, bicycle shops -----	-
54	Food stores -----	3	597	Jewelry stores -----	1
			5992	Florists -----	2
			5996	Camera, photographic supply stores -----	-

MRC No. 13. Includes the planned center known as "Westchester Plaza" and establishments on Coral Way (S.W. 24th) from S.W. 84th Ave. to S.W. 89th Ave.

SIC code	Kind of business	Total	SIC code	Kind of business	Number of establishments
	Retail stores, total:				
	Number -----	38	55 ex. 554	Automotive dealers -----	2
	Sales ----- \$1,000-----	12 473	55 pt. (554)	Gasoline service stations -----	4
54, 58, 591	Convenience goods stores:		56	Apparel, accessory stores -----	6
	Number -----	13	561, 567	Men's, boys' apparel stores, custom tailors -----	1
	Sales ----- \$1,000-----	6 169	562-3, 568	Women's clothing, specialty stores -----	3
53 part, 56, 57	Shopping goods stores:		562	Women's ready-to-wear stores -----	1
	Number -----	11	565	Family clothing stores -----	-
	Sales ----- \$1,000-----	4 913	566	Shoe stores -----	2
52, 55, 59 ex. 591	All other stores:		564, 569	Other apparel, accessory stores -----	-
	Number -----	14	57	Furniture, home furnishings, equipment stores -----	2
	Sales ----- \$1,000-----	1 391	5712	Furniture stores -----	-
		Number of establishments	5713-15, 19	Other home furnishings stores -----	-
			572, 573	Household appliance, radio, television, music stores -----	2
	Retail stores, total -----	38	58	Eating, drinking places -----	4
52	Lumber, building materials, hardware, farm equipment dealers -----	1	5812	Eating places -----	4
5251	Hardware stores -----	1	5813	Drinking places (alcoholic beverages) -----	-
52 ex. 5251	Other -----	-	59 pt. (591)	Drug stores, proprietary stores -----	1
53 part	General merchandise group stores -----	3	59 ex. 591	Other retail stores -----	7
531	Department stores -----	1	592	Liquor stores -----	2
533	Limited price variety stores -----	2	594	Book, stationery stores -----	1
539	Miscellaneous general merchandise stores -----	1	595	Sporting goods stores, bicycle shops -----	-
54	Food stores -----	8	597	Jewelry stores -----	1
			5992	Florists -----	1
			5996	Camera, photographic supply stores -----	-

Standard Notes: - Represents zero. (D) Withheld to avoid disclosure. (NA) Not available.

TABLE 6. Other Major Retail Centers in the SMSA: 1963—Continued

MRC No. 14. Includes the planned center known as "Palm Springs Mile" and establishments on W. 49th from W. 4th Ave. to W. 8th Ave.

SIC code	Kind of business	Total	SIC code	Kind of business	Number of establishments
	Retail stores, total:				
	Number	47	55 ex. 554	Automotive Dealers	2
	Sales	17 116	55 pt. (554)	Gasoline service stations	2
54, 58, 591	Convenience goods stores:		56	Apparel, accessory stores	11
	Number	16	561, 567	Men's, boys' apparel stores, custom tailors	1
	Sales	5 551	562-3, 568	Women's clothing, specialty stores	5
53 part, 56, 57	Shopping goods stores:		562	Women's ready-to-wear stores	4
	Number	21	565	Family clothing stores	-
	Sales	10 449	566	Shoe stores	3
52, 55, 59 ex. 591	All other stores:		564, 569	Other apparel, accessory stores	2
	Number	10	57	Furniture, home furnishings, equipment stores	4
	Sales	1 116	5712	Furniture stores	-
		Number of establishments	5713-15, 19	Other home furnishings stores	1
	Retail stores, total	47	572, 573	Household appliance, radio, television, music stores	3
52	Lumber, building materials, hardware, farm equipment dealers	3	58	Eating, drinking places	6
5251	Hardware stores	1	5812	Eating places	5
52 ex. 5251	Other	2	5813	Drinking places (alcoholic beverages)	1
53 part	General merchandise group stores	6	59 pt. (591)	Drug stores, proprietary stores	2
531	Department stores	3	59 ex. 591	Other retail stores	3
533	Limited price variety stores	2	592	Liquor stores	1
539	Miscellaneous general merchandise stores	1	594	Book, stationery stores	-
			595	Sporting goods stores, bicycle shops	-
			597	Jewelry stores	1
			5992	Florists	-
54	Food stores	8	5996	Camera, photographic supply stores	-

MRC No. 15. Includes the planned center known as "Northside Shopping Center" and establishments along N.W. 27th Ave. from N.W. 79th St. to N.W. 81st St.

SIC code	Kind of business	Total	SIC code	Kind of business	Number of establishments
	Retail stores, total:				
	Number	43	55 ex. 554	Automotive dealers	-
	Sales	28 534	55 pt. (554)	Gasoline service stations	1
54, 58, 591	Convenience goods stores:		56	Apparel, accessory stores	19
	Number	7	561, 567	Men's, boys' apparel stores, custom tailors	2
	Sales	3 716	562-3, 568	Women's clothing, specialty stores	11
53 part, 56, 57	Shopping goods stores:		562	Women's ready-to-wear stores	7
	Number	26	565	Family clothing stores	-
	Sales	24 086	566	Shoe stores	4
52, 55, 59 ex. 591	All other stores:		564, 569	Other apparel, accessory stores	2
	Number	10	57	Furniture, home furnishings, equipment stores	2
	Sales	732	5712	Furniture stores	1
		Number of establishments	5713-15, 19	Other home furnishings stores	-
	Retail stores, total	43	572, 573	Household appliance, radio, television, music stores	1
52	Lumber, building materials, hardware, farm equipment dealers	1	58	Eating, drinking places	3
5251	Hardware stores	-	5812	Eating places	3
52 ex. 5251	Other	1	5813	Drinking places (alcoholic beverages)	-
53 part	General merchandise group stores	5	59 pt. (591)	Drug stores, proprietary stores	1
531	Department stores	1	59 ex. 591	Other retail stores	8
533	Limited price variety stores	2	592	Liquor stores	-
539	Miscellaneous general merchandise stores	2	594	Book, stationery stores	1
			595	Sporting goods stores, bicycle shops	-
			597	Jewelry stores	1
			5992	Florists	-
54	Food stores	3	5996	Camera, photographic supply stores	1

Standard Notes: - Represents zero. (D) Withheld to avoid disclosure. (NA) Not available.

TABLE 6. Other Major Retail Centers in the SMSA: 1963—Continued

SIC code	Kind of business	Total	SIC code	Kind of business	Number of establishments
MRC No. 16. Includes planned center known as "Lincoln Lane Mall" and establishments along Lincoln Rd. from Collins Ave. to Alton Rd., on Meridian from Lincoln Rd. to 17th St. and Washington St. from Lincoln Rd. to 4th. (Miami Beach)					
	Retail stores, total:				
	Number -----	374	55 ex. 554	Automotive Dealers -----	-
	Sales ----- \$1,000-----	55 535	55 pt. (554)	Gasoline service stations -----	2
54, 58, 591	Convenience goods stores:		56	Apparel, accessory stores -----	168
	Number -----	92	561, 567	Men's, boys' apparel stores, custom tailors -----	49
	Sales ----- \$1,000-----	18 093	562-3, 568	Women's clothing, specialty stores -----	69
53 part, 56, 57	Shopping goods stores:		562	Women's ready-to-wear stores -----	37
	Number -----	199	565	Family clothing stores -----	8
	Sales ----- \$1,000-----	31 902	566	Shoe stores -----	32
52, 55, 59 ex. 591	All other stores:		564, 569	Other apparel, accessory stores -----	10
	Number -----	83	57	Furniture, home furnishings, equipment stores -----	7
	Sales ----- \$1,000-----	5 540	5712	Furniture stores -----	1
		Number of estab- lishments	5713-15, 19	Other home furnishings stores -----	2
			572, 573	Household appliance, radio, television, music stores -----	4
	Retail stores, total -----	374	58	Eating, drinking places -----	34
52	Lumber, building materials, hardware, farm equip- ment dealers -----	4	5812	Eating places -----	27
5251	Hardware stores -----	2	5813	Drinking places (alcoholic beverages) -----	7
52 ex. 5251	Other -----	2	59 pt. (591)	Drug stores, proprietary stores -----	19
53 part	General merchandise group stores -----	24	59 ex. 591	Other retail stores -----	77
531	Department stores -----	1	592	Liquor stores -----	6
533	Limited price variety stores -----	6	594	Book, stationery stores -----	3
539	Miscellaneous general merchandise stores -----	17	595	Sporting goods stores, bicycle shops -----	3
			597	Jewelry stores -----	18
			5992	Florists -----	2
54	Food stores -----	39	5996	Camera, photographic supply stores -----	3

Standard Notes: - Represents zero. (D) Withheld to avoid disclosure. (NA) Not available.

Milwaukee, Wis., SMSA

CONTENTS

[Page numbers listed here omit the chapter prefix, 61-, which appears as part of number for each page]

	page
Standard Metropolitan Statistical Area Map	1
Chart on Retail Sales: 1963 and 1958	3
TABLE 1 The Central Business District: 1963 and 1958	4
2 The City: 1963 and 1958	5
3 The Standard Metropolitan Statistical Area: 1963 and 1958	6
4 CBD, City, SMSA—Sales Comparisons: 1958 and 1963	7
5 CBD Sales as Percent of City and SMSA Sales: 1963 and 1958	8
6 Other Major Retail Centers in the SMSA: 1963	9

Faint title or section header text.

Main body of faint, illegible text.

A line of faint text, possibly a separator or sub-section header.

Lower section of faint, illegible text.

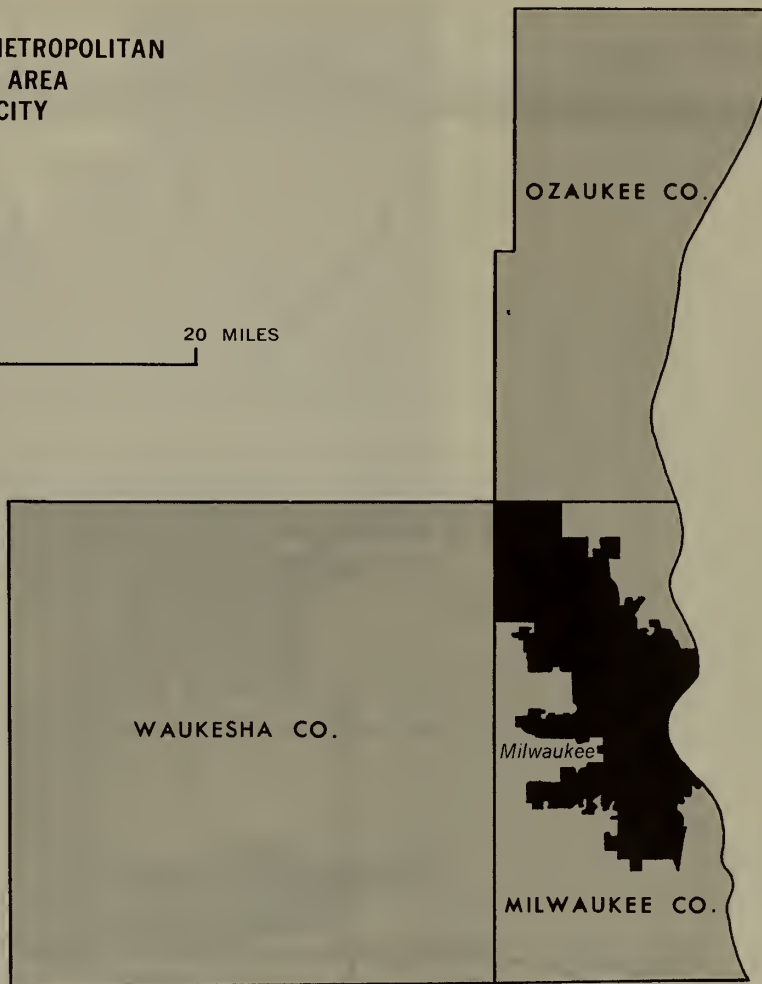
A line of faint text near the bottom of the page.

Bottom section of faint, illegible text.

MILWAUKEE, WIS.

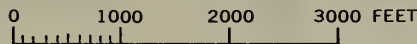
Standard Metropolitan Statistical Area, Central Business District, and Major Retail Centers

STANDARD METROPOLITAN
STATISTICAL AREA
& CENTRAL CITY



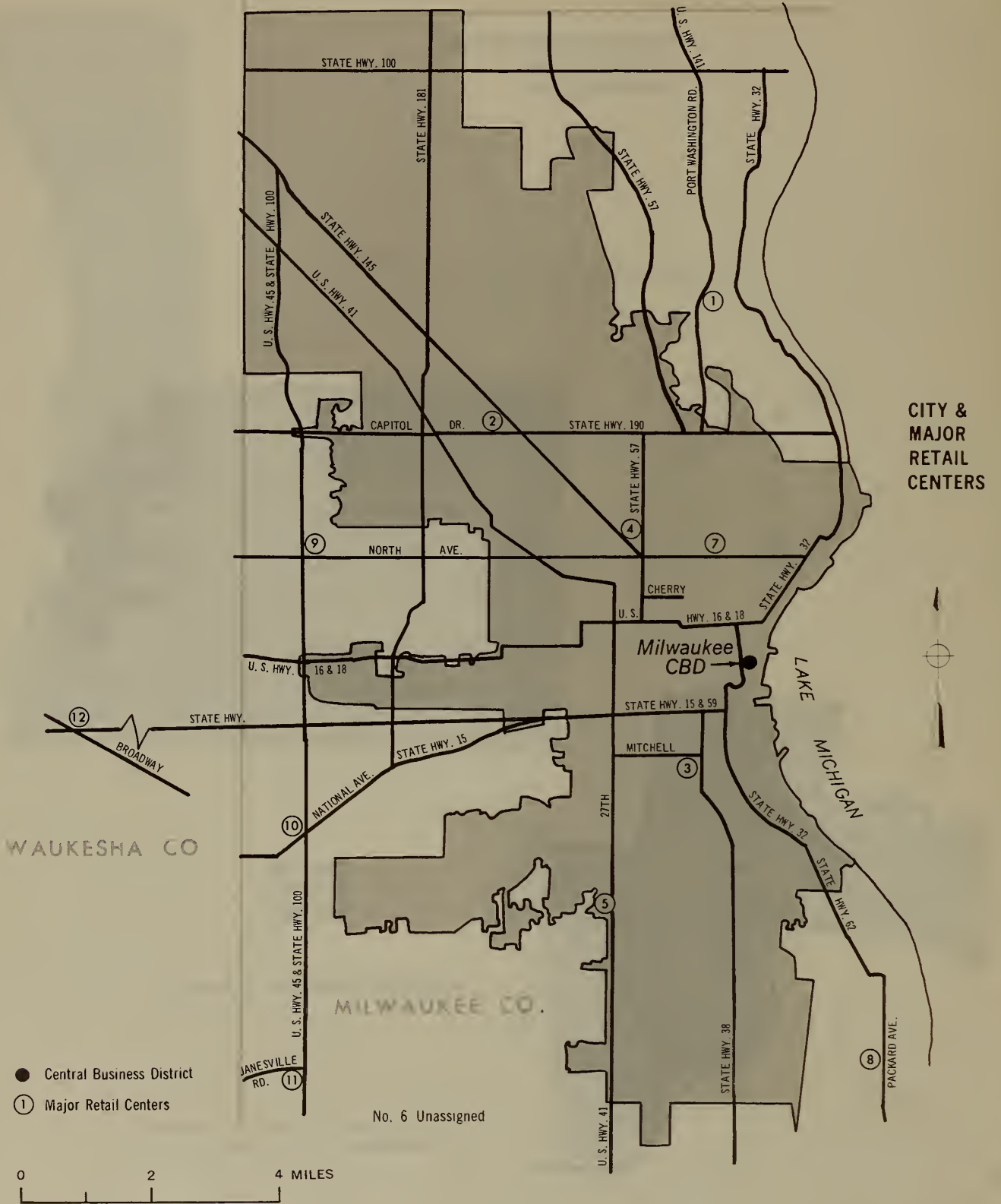
**CENTRAL
BUSINESS
DISTRICT**

Comprising Census Tracts 1, 2, and 17



MILWAUKEE, WIS.

Standard Metropolitan Statistical Area, Central Business District, and Major Retail Centers




Milwaukee SMSA

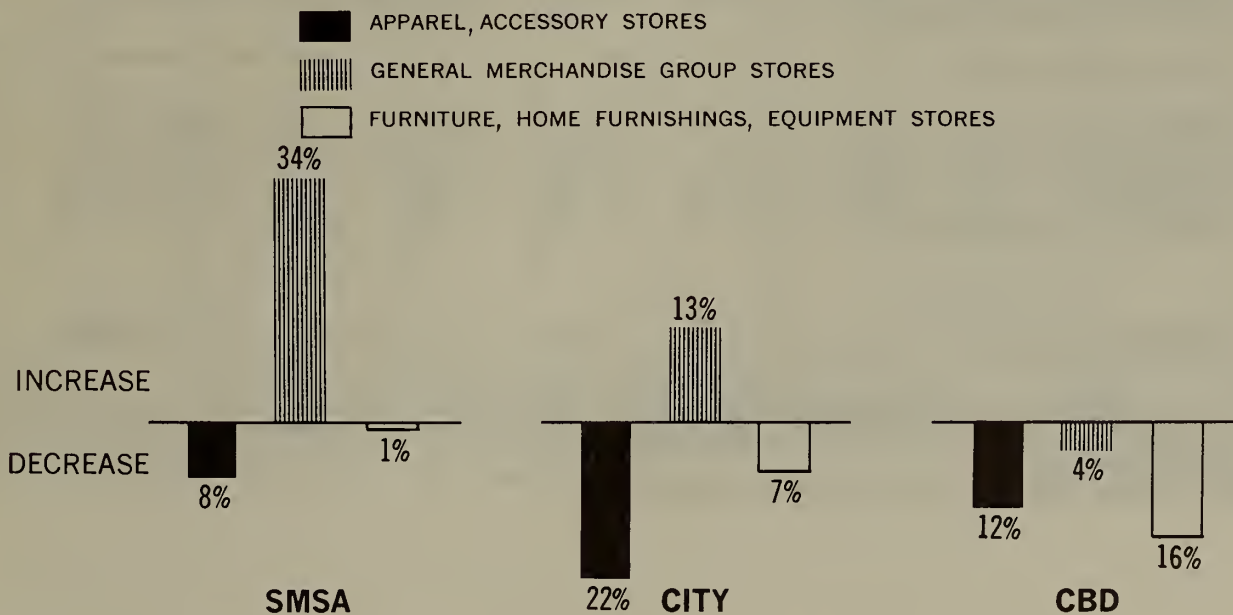
Retail Sales: 1958 and 1963 IN MILLIONS OF DOLLARS



Milwaukee



Percent Change in Sales, 1958-1963 by Types of Stores



1963 CENSUS OF BUSINESS, U.S. Department of Commerce, Bureau of the Census

TABLE 1. The Central Business District: 1963 and 1958

SIC code	Kind of business	1963				1958 ¹		
		Estab- lish- ments	Sales	Payroll, entire year	Paid employees, workweek ended nearest Nov. 15	Estab- lish- ments	Sales	Payroll, entire year
		(number)	(\$1,000)	(\$1,000)	(number)	(number)	(\$1,000)	(\$1,000)
	RETAIL STORES							
	Total ² -----	559	148 374	31 821	9 307	648	161 546	28 433
52	Lumber, building materials, hardware, farm equip- ment dealers -----	3	344	56	12	2	(D)	(D)
5251	Hardware stores -----	1	(D)	(D)	(D)	1	(D)	(D)
52 ex. 5251	Other -----	2	(D)	(D)	(D)	1	(D)	(D)
53 part ³	General merchandise group stores ² -----	17	69 154	16 369	4 572	14	71 628	13 836
531	Department stores -----	4	62 582	15 166	4 117	4	65 919	12 693
533	Limited price variety stores -----	4	(D)	(D)	(D)	4	(D)	(D)
539	Miscellaneous general merchandise stores -----	9	(D)	(D)	(D)	6	(D)	(D)
54	Food stores -----	31	1 470	191	80	35	3 545	423
55 ex. 554	Automotive dealers -----	5	7 928	699	114	8	11 852	1 352
55 pt. (554)	Gasoline service stations -----	14	1 460	261	55	17	(D)	(D)
56	Apparel, accessory stores -----	122	24 794	4 780	1 409	143	28 262	4 595
561, 567	Men's, boys' apparel stores, custom tailors -----	31	6 394	1 288	369	39	6 698	1 177
562-3, 568	Women's clothing, specialty stores -----	50	12 048	2 359	743	61	13 912	2 072
562	Women's ready-to-wear stores ³ -----	26	8 690	1 735	579	28	11 494	1 682
565	Family clothing stores ³ -----	6	1 800	339	92	7	(D)	(D)
566	Shoe stores -----	28	4 410	793	204	35	4 996	824
564, 569	Other apparel, accessory stores -----	7	142	1	1	1	(D)	(D)
57	Furniture, home furnishings, equipment stores -----	29	10 017	1 478	305	47	11 894	1 852
5712	Furniture stores -----	9	5 812	908	163	14	6 312	1 004
5713-15, 19	Other home furnishings stores -----	10	1 272	298	78	15	1 416	290
572, 573	Household appliance, radio, television, music stores -----	10	2 933	272	64	18	4 166	558
58	Eating, drinking places -----	183	18 057	5 535	2 111	210	13 577	3 160
5812	Eating places -----	120	14 318	4 781	1 835	121	9 496	2 507
5813	Drinking places (alcoholic beverages) -----	63	3 739	754	276	89	4 081	653
59 pt. (591)	Drug stores, proprietary stores -----	17	2 543	403	127	16	3 117	516
59 ex. 591	Other retail stores ⁴ -----	138	12 607	2 049	522	156	15 639	2 475
592	Liquor stores -----	7	1 015	100	31	10	1 383	75
594	Book, stationery stores -----	9	735	124	43	9	812	136
595	Sporting goods stores, bicycle shops -----	4	843	113	22	5	704	68
597	Jewelry stores -----	22	3 222	458	118	29	3 696	658
5992	Florists -----	3	301	72	17	7	358	83
5996	Camera, photographic supply stores -----	6	(D)	(D)	(D)	5	(D)	(D)
	SELECTED SERVICES							
7011	Hotels, motels -----	22	7 900	3 431	1 397	23	9 579	3 973
783	Motion picture theaters -----	8	2 473	696	213	7	2 743	607

Standard Notes: — Represents zero. (D) Withheld to avoid disclosure. (NA) Not available.

¹1958 group totals for SIC 53 and 56 may include data for "nonemployer" establishments which could not be classified and tabulated by detailed kinds of business.

²Excludes nonstore retailers (i.e., mail order, direct selling, merchandise vending machine operators) part of SIC 53.

³1958 data limited to "employer" establishments.

⁴Includes data for those kinds of business in SIC 59 (ex. 591) not covered in any of the lines below.

TABLE 2. The City: 1963 and 1958

SIC code	Kind of business	1963				1958 ¹		
		Estab- lish- ments (number)	Sales (\$1,000)	Payroll, entire year (\$1,000)	Paid employees, workweek ended nearest Nov. 15 (number)	Estab- lish- ments (number)	Sales (\$1,000)	Payroll, entire year (\$1,000)
RETAIL STORES								
	Total ²	6 439	1 047 947	133 803	41 194	8 162	1 042 218	127 008
52	Lumber, building materials, hardware, farm equip- ment dealers	223	28 723	3 978	857	338	39 612	5 678
5251	Hardware stores	106	9 995	1 411	397	144	10 765	1 303
52 ex. 5251	Other	117	18 728	2 567	460	194	28 847	4 375
53 part ²	General merchandise group stores ²	140	200 571	31 662	10 184	142	177 738	31 744
531	Department stores	19	166 997	26 972	8 231	13	(D)	(D)
533	Limited price variety stores	66	16 497	3 066	1 343	68	17 421	3 129
539	Miscellaneous general merchandise stores	55	17 077	1 624	610	43	(D)	(D)
54	Food stores	1 099	240 513	20 900	6 756	1 574	255 310	18 358
55 ex. 554	Automotive dealers	204	182 046	17 347	3 044	242	147 126	14 945
55 pt. (554)	Gasoline service stations	695	63 297	6 399	2 379	790	60 306	4 906
56	Apparel, accessory stores	403	59 045	9 915	3 224	565	75 678	11 177
561, 567	Men's, boys' apparel stores, custom tailors	97	12 499	2 195	680	124	15 473	2 474
562-3, 568	Women's clothing, specialty stores	138	28 395	4 961	1 704	204	31 805	4 896
562	Women's ready-to-wear stores ³	72	22 218	3 940	1 408	91	24 606	3 803
565	Family clothing stores ³	34	5 387	906	331	41	13 685	1 808
566	Shoe stores	110	12 241	1 826	493	148	13 706	1 921
564, 569	Other apparel, accessory stores	24	523	27	16	36	883	78
57	Furniture, home furnishings, equipment stores	354	62 417	9 277	1 911	523	67 080	10 057
5712	Furniture stores	117	27 428	4 340	822	153	28 863	4 534
5713-15, 19	Other home furnishings stores	85	9 035	1 523	333	132	11 333	2 118
572, 573	Household appliance, radio, television, music stores	152	25 954	3 414	756	238	26 884	3 405
58	Eating, drinking places	2 245	103 277	20 627	8 864	2 711	104 620	17 024
5812	Eating places	872	57 404	15 504	6 622	947	48 967	11 764
5813	Drinking places (alcoholic beverages)	1 373	45 873	5 123	2 242	1 764	55 653	5 260
59 pt. (591)	Drug stores, proprietary stores	228	31 372	4 534	1 552	272	33 441	4 323
59 ex. 591	Other retail stores ⁴	848	76 686	9 164	2 423	1 005	81 307	8 796
592	Liquor stores	154	21 437	1 134	395	166	17 991	770
594	Book, stationery stores	32	1 854	254	90	37	1 468	191
595	Sporting goods stores, bicycle shops	41	3 596	406	98	72	3 150	285
597	Jewelry stores	86	5 701	856	215	119	7 459	1 269
5992	Florists	97	3 366	574	167	95	3 434	485
5996	Camera, photographic supply stores	23	2 816	348	72	17	1 954	335
SELECTED SERVICES								
7011	Hotels, motels	66	14 524	5 595	2 253	85	14 422	5 529
783	Motion picture theaters	46	(D)	(D)	(D)	43	(D)	(D)

Standard Notes: - Represents zero. (D) Withheld to avoid disclosure. (NA) Not available.

¹1958 group totals for SIC 53 and 56 may include data for "nonemployer" establishments which could not be classified and tabulated by detailed kinds of business.

²Excludes nonstore retailers (i.e., mail order, direct selling, merchandise vending machine operators) part of SIC 53.

³1958 data limited to "employer" establishments.

⁴Includes data for those kinds of business in SIC 59 (ex. 591) not covered in any of the lines below.

TABLE 3. The Standard Metropolitan Statistical Area: 1963 and 1958

SIC code	Kind of business	1963				1958 ¹		
		Estab- lish- ments (number)	Sales (\$1,000)	Payroll, entire year (\$1,000)	Paid employees, workweek ended nearest Nov. 15 (number)	Estab- lish- ments (number)	Sales (\$1,000)	Payroll, entire year (\$1,000)
	RETAIL STORES							
	Total ² -----	10 150	1 651 611	199 698	62 937	11 424	1 429 503	165 370
52	Lumber, building materials, hardware, farm equip- ment dealers -----	464	56 777	7 988	1 690	570	69 881	9 477
5251	Hardware stores -----	182	16 401	2 196	612	210	16 035	1 912
52 ex. 5251	Other -----	282	40 376	5 792	1 078	360	53 846	7 565
53 part ³	General merchandise group stores ² -----	229	267 880	40 135	13 560	231	200 039	34 869
531	Department stores -----	29	216 605	32 918	10 521	15	157 326	28 104
533	Limited price variety stores -----	110	24 979	4 458	2 018	103	(D)	(D)
539	Miscellaneous general merchandise stores -----	90	26 296	2 759	1 021	81	(D)	(D)
54	Food stores -----	1 576	407 560	34 991	11 588	2 080	369 977	26 771
55 ex. 554	Automotive dealers -----	373	307 947	28 038	4 957	379	222 316	21 821
55 pt. (554)	Gasoline service stations -----	1 270	113 033	10 724	4 102	1 229	92 713	7 226
56	Apparel, accessory stores -----	634	86 856	13 820	4 771	741	94 417	13 811
561, 567	Men's, boys' apparel stores, custom tailors -----	149	20 025	3 306	983	151	18 520	2 955
562-3, 568	Women's clothing, specialty stores -----	206	37 008	6 207	2 287	263	38 704	6 052
562	Women's ready-to-wear stores ³ -----	120	29 396	5 027	1 936	130	30 126	1 289
565	Family clothing stores ³ -----	58	10 428	1 608	691	50	17 552	(D)
566	Shoe stores -----	176	17 621	2 509	722	202	17 524	2 370
564, 569	Other apparel, accessory stores -----	45	1 774	190	88	57	1 891	(D)
57	Furniture, home furnishings, equipment stores -----	521	79 428	11 709	2 470	734	80 031	11 651
5712	Furniture stores -----	160	32 087	4 988	970	200	33 638	5 142
5713-15, 19	Other home furnishings stores -----	126	12 121	2 176	469	172	12 447	2 228
572, 573	Household appliance, radio, television, music stores -----	235	35 220	4 545	1 031	362	33 945	4 281
58	Eating, drinking places -----	3 363	153 780	30 356	13 509	3 671	138 861	21 913
5812	Eating places -----	1 323	88 596	23 165	10 260	1 288	67 093	15 576
5813	Drinking places (alcoholic beverages) -----	2 040	65 184	7 191	3 249	2 383	71 768	6 337
59 pt. (591)	Drug stores, proprietary stores -----	342	52 587	7 598	2 569	373	47 872	6 193
59 ex. 591	Other retail stores ⁴ -----	1 378	125 763	14 339	3 721	1 416	113 396	11 638
592	Liquor stores -----	266	35 510	1 725	616	263	26 151	1 102
594	Book, stationery stores -----	43	3 599	604	171	43	2 557	420
595	Sporting goods stores, bicycle shops -----	94	6 044	639	166	107	4 817	454
597	Jewelry stores -----	121	8 328	1 275	334	150	9 140	1 521
5992	Florists -----	140	5 334	930	295	147	4 815	651
5996	Camera, photographic supply stores -----	41	4 292	543	128	24	2 934	404
	SELECTED SERVICES							
7011	Hotels, motels -----	132	19 303	6 712	2 811	143	17 669	6 248
783	Motion picture theaters -----	65	7 281	1 926	826	63	6 956	1 723

Standard Notes: - Represents zero. (D) Withheld to avoid disclosure. (NA) Not available.

¹1958 group totals for SIC 53 and 56 may include data for "nonemployer" establishments which could not be classified and tabulated by detailed kinds of business.

²Excludes nonstore retailers (i.e., mail order, direct selling, merchandise vending machine operators) part of SIC 53.

³1958 data limited to "employer" establishments.

⁴Includes data for those kinds of business in SIC 59 (ex. 591) not covered in any of the lines below.

TABLE 4. CBD, City, SMSA—Sales Comparisons: 1958 and 1963

SIC code	Kind of business	Percent change in sales			Percent distribution of sales					
		Central business district	City	Standard metropolitan statistical area	Central business district		City		Standard metropolitan statistical area	
					1963	1958	1963	1958	1963	1958
RETAIL STORES										
	Total ² -----	-8.2	0.6	15.5	100.0	100.0	100.0	100.0	100.0	100.0
52	Lumber, building materials, hardware, farm equipment dealers -----	(D)	-27.5	-18.8	0.2	(D)	2.7	3.8	3.4	4.9
5251	Hardware stores -----	(D)	-7.2	2.3	(D)	(D)	0.9	1.0	1.0	1.1
52 ex. 5251	Other -----	(D)	-35.1	-25.0	(D)	(D)	1.8	2.8	2.4	3.8
53 part ²	General merchandise group stores ^{1,2} -----	-3.5	12.9	33.9	46.6	44.3	19.1	17.1	16.2	14.0
531	Department stores -----	-5.1	(D)	37.7	42.2	40.8	15.9	(D)	13.1	11.0
533	Limited price variety stores -----	(D)	-5.3	(D)	(D)	(D)	1.6	1.7	1.5	(D)
539	Miscellaneous general merchandise stores -----	(D)	(D)	(D)	(D)	(D)	1.6	(D)	1.6	(D)
54	Food stores -----	-58.5	-5.8	10.2	1.0	2.2	23.0	24.5	24.7	25.9
55 ex. 554	Automotive dealers -----	-33.1	23.7	38.5	5.3	7.3	17.4	14.1	18.7	15.6
55 pt. (554)	Gasoline service stations -----	(D)	5.0	21.9	1.0	(D)	6.0	5.8	6.8	6.5
56	Apparel, accessory stores ¹ -----	-12.3	-22.0	-8.0	16.7	17.5	5.6	7.3	5.3	6.6
561, 567	Men's, boys' apparel stores, custom tailors -----	-4.5	-19.2	8.1	4.3	4.1	1.2	1.5	1.2	1.3
562-3, 568	Women's clothing, specialty stores -----	-13.4	-10.7	-4.4	8.1	8.6	2.7	3.1	2.3	2.7
562	Women's ready-to-wear stores ³ -----	-24.4	-9.7	-2.4	5.9	7.1	2.1	2.4	1.8	2.1
565	Family clothing stores ³ -----	(D)	-60.6	-40.6	1.2	(D)	0.5	1.3	0.6	1.2
566	Shoe stores -----	-11.7	-10.7	0.6	3.0	3.1	1.2	1.3	1.1	1.2
564, 569	Other apparel, accessory stores -----	(D)	-40.8	-6.2	0.1	(D)	-	0.1	0.1	0.1
57	Furniture, home furnishings, equipment stores -----	-15.8	-7.0	-0.8	6.8	7.4	6.0	6.4	4.8	5.6
5712	Furniture stores -----	-7.9	-5.0	-4.6	3.9	3.9	2.6	2.7	2.0	2.3
5713-15, 19	Other home furnishings stores -----	-10.2	-20.3	-2.6	0.9	0.9	0.9	1.1	0.7	0.9
572, 573	Household appliance, radio, television, music stores -----	-29.6	-3.5	3.8	2.0	2.6	2.5	2.6	2.1	2.4
58	Eating, drinking places -----	33.0	-1.3	10.7	12.2	8.4	9.9	10.0	9.3	9.7
5812	Eating places -----	50.8	17.2	32.1	9.6	5.9	5.5	4.7	5.4	4.7
5813	Drinking places (alcoholic beverages) -----	-8.4	-17.6	-9.2	2.5	2.5	4.4	5.3	3.9	5.0
59 pt. (591)	Drug stores, proprietary stores -----	-18.4	-6.2	9.9	1.7	1.9	3.0	3.2	3.2	3.3
59 ex. 591	Other retail stores ⁴ -----	-19.4	-5.7	10.9	8.5	9.7	7.3	7.8	7.6	7.9
592	Liquor stores -----	-26.6	19.2	35.8	0.7	0.9	2.1	1.7	2.2	1.8
594	Book, stationery stores -----	-9.5	26.3	40.8	0.5	0.5	0.2	0.1	0.2	0.2
595	Sporting goods stores, bicycle shops -----	19.7	14.2	25.5	0.6	0.4	0.3	0.3	0.4	0.3
597	Jewelry stores -----	-12.8	-23.6	-8.9	2.2	2.3	0.5	0.7	0.5	0.6
5992	Florists -----	-15.9	-2.0	10.8	0.2	0.2	0.3	0.3	0.3	0.3
5996	Camera, photographic supply stores -----	(D)	44.1	46.3	(D)	(D)	0.3	0.2	0.3	0.2
SELECTED SERVICES										
7011	Hotels, motels -----	-17.5	0.7	9.2	(X)	(X)	(X)	(X)	(X)	(X)
783	Motion picture theaters -----	-9.8	(D)	4.7	(X)	(X)	(X)	(X)	(X)	(X)

Standard Notes: - Represents zero. (D) Withheld to avoid disclosure. (NA) Not available. (X) Not applicable. (-) Minus sign before number denotes decrease.
¹1958 group totals for SIC 53 and 56 may include data for "nonemployer" establishments which could not be classified and tabulated by detailed kinds of business.
²Excludes nonstore retailers (i.e., mail order, direct selling, merchandise vending machine operators) part of SIC 53.
³1958 data limited to "employer" establishments.
⁴Includes data for those kinds of business in SIC 59 (ex. 591) not covered in any of the lines below.

TABLE 5. CBD Sales as Percent of City and SMSA Sales: 1963 and 1958

SIC code	Kind of business	Central business district sales as—			
		Percent of city sales		Percent of standard metropolitan statistical area sales	
		1963	1958	1963	1958
	RETAIL STORES				
	Total ² -----	14.2	15.5	9.0	11.3
52	Lumber, building materials, hardware, farm equipment dealers -----	1.2	(D)	0.6	(D)
5251	Hardware stores -----	(D)	(D)	(D)	(D)
52 ex. 5251	Other -----	(D)	(D)	(D)	(D)
53 part ¹	General merchandise group stores ^{1,2} -----	34.5	40.3	25.8	35.8
531	Department stores -----	37.5	(D)	28.9	41.9
533	Limited price variety stores -----	(D)	(D)	(D)	(D)
539	Miscellaneous general merchandise stores -----	(D)	(D)	(D)	(D)
54	Food stores -----	0.6	1.4	0.4	1.0
55 ex. 554	Automotive dealers -----	4.4	8.1	2.6	5.3
55 pt. (554)	Gasoline service stations -----	2.3	(D)	1.3	(D)
56	Apparel, accessory stores ³ -----	42.0	37.4	28.6	29.9
561, 567	Men's, boys' apparel stores, custom tailors -----	51.2	43.3	31.9	36.2
562-3, 568	Women's clothing, specialty stores -----	42.4	43.7	32.6	35.9
562	Women's ready-to-wear stores ³ -----	39.1	46.7	29.6	38.2
565	Family clothing stores ³ -----	33.4	(D)	17.3	(D)
566	Shoe stores -----	36.0	36.5	25.0	28.5
564, 569	Other apparel, accessory stores -----	27.2	(D)	8.0	(D)
57	Furniture, home furnishings, equipment stores -----	16.1	17.7	12.6	14.9
5712	Furniture stores -----	21.2	21.9	18.1	18.8
5713-15, 19	Other home furnishings stores -----	14.1	12.5	10.5	11.4
572, 573	Household appliance, radio, television, music stores -----	11.3	15.5	8.3	12.3
58	Eating, drinking places -----	17.5	13.0	11.7	9.8
5812	Eating places -----	24.9	19.4	16.2	14.2
5813	Drinking places (alcoholic beverages) -----	8.2	7.3	5.7	5.7
59 pt. (591)	Drug stores, proprietary stores -----	8.1	9.3	4.8	6.5
59 ex. 591	Other retail stores ⁴ -----	16.4	19.2	10.0	13.8
592	Liquor stores -----	4.7	7.7	2.9	5.3
594	Book, stationery stores -----	39.6	55.3	20.4	31.8
595	Sporting goods stores, bicycle shops -----	23.4	22.4	14.0	14.6
597	Jewelry stores -----	56.5	49.6	38.7	40.4
5992	Florists -----	8.9	10.4	5.6	7.4
5996	Camera, photographic supply stores -----	(D)	(D)	(D)	(D)
	SELECTED SERVICES				
7011	Hotels, motels -----	54.4	66.4	40.9	54.2
783	Motion picture theaters -----	(D)	(D)	34.0	39.4

Standard Notes: - Represents zero. (D) Withheld to avoid disclosure. (NA) Not available.

¹1958 group totals for SIC 53 and 56 may include data for "nonemployer" establishments which could not be classified and tabulated by detailed kinds of business.

²Excludes nonstore retailers (i.e., mail order, direct selling, merchandise vending machine operators) part of SIC 53.

³1958 data limited to "employer" establishments.

⁴Includes data for those kinds of business in SIC 59 (ex. 591) not covered in any of the lines below.

TABLE 6. Other Major Retail Centers in the SMSA: 1963

MRC No. 1. Includes the planned center known as "Bay Shore Shopping Center" and establishments on North Fort Washington Rd. from West Silver Spring Drive to Montclair Ave., and on West Silver Spring Drive from North Bay Ridge Ave. to the Expressway (U.S. Hwy. 141) (Glendale and Whitefish Bay, Milwaukee County)

SIC code	Kind of business	Total	SIC code	Kind of business	Number of establishments
	Retail stores, total:				
	Number -----	56	55 ex. 554	Automotive Dealers -----	-
	Sales ----- \$1,000	21 982	55 pt. (554)	Gasoline service stations -----	6
54, 58, 591	Convenience goods stores:		56	Apparel, accessory stores -----	13
	Number -----	14	561, 567	Men's, boys' apparel stores, custom tailors -----	1
	Sales ----- \$1,000	6 891	562-3, 568	Women's clothing, specialty stores -----	6
53 part, 56, 57	Shopping goods stores:		562	Women's ready-to-wear stores -----	4
	Number -----	23	565	Family clothing stores -----	-
	Sales ----- \$1,000	12 822	566	Shoe stores -----	4
52, 55, 59 ex. 591	All other stores:		564, 569	Other apparel, accessory stores -----	2
	Number -----	19	57	Furniture, home furnishings, equipment stores -----	5
	Sales ----- \$1,000	2 269	5712	Furniture stores -----	2
		Number of establishments	5713-15, 19	Other home furnishings stores -----	1
	Retail stores, total -----	56	572, 573	Household appliance, radio, television, music stores -----	2
52	Lumber, building materials, hardware, farm equipment dealers -----	4	58	Eating, drinking places -----	8
5251	Hardware stores -----	1	5812	Eating places -----	8
52 ex. 5251	Other -----	3	5813	Drinking places (alcoholic beverages) -----	-
53 part	General merchandise group stores -----	5	59 pt. (591)	Drug stores, proprietary stores -----	1
531	Department stores -----	2	59 ex. 591	Other retail stores -----	9
533	Limited price variety stores -----	2	592	Liquor stores -----	1
539	Miscellaneous general merchandise stores -----	1	594	Book, stationery stores -----	-
			595	Sporting goods stores, bicycle shops -----	-
54	Food stores -----	5	597	Jewelry stores -----	1
			5992	Florists -----	-
			5996	Camera, photographic supply stores -----	1

MRC No. 2. Includes the planned center known as "Capitol Court" and establishments on W. Capitol Dr. from N. 49th to N. 62nd; on W. Fond du Lac Ave. from W. Melvina St. to W. Baldwin; on N. 60th St. from W. Capitol Dr. to W. Ruby; and on N. 50th St. from W. Capitol Dr. to Fiebrantz Ave. (Milwaukee city)

SIC code	Kind of business	Total	SIC code	Kind of business	Number of establishments
	Retail stores, total:				
	Number -----	106	55 ex. 554	Automotive dealers -----	5
	Sales ----- \$1,000	56 777	55 pt. (554)	Gasoline service stations -----	10
54, 58, 591	Convenience goods stores:		56	Apparel, accessory stores -----	22
	Number -----	24	561, 567	Men's, boys' apparel stores, custom tailors -----	5
	Sales ----- \$1,000	10 515	562-3, 568	Women's clothing, specialty stores -----	10
53 part, 56, 57	Shopping goods stores:		562	Women's ready-to-wear stores -----	4
	Number -----	45	565	Family clothing stores -----	1
	Sales ----- \$1,000	35 829	566	Shoe stores -----	6
52, 55, 59 ex. 591	All other stores:		564, 569	Other apparel, accessory stores -----	-
	Number -----	37	57	Furniture, home furnishings, equipment stores -----	16
	Sales ----- \$1,000	10 433	5712	Furniture stores -----	6
		Number of establishments	5713-15, 19	Other home furnishings stores -----	4
	Retail stores, total -----	106	572, 573	Household appliance, radio, television, music stores -----	6
52	Lumber, building materials, hardware, farm equipment dealers -----	4	58	Eating, drinking places -----	12
5251	Hardware stores -----	2	5812	Eating places -----	6
52 ex. 5251	Other -----	2	5813	Drinking places (alcoholic beverages) -----	6
53 part	General merchandise group stores -----	7	59 pt. (591)	Drug stores, proprietary stores -----	3
531	Department stores -----	3	59 ex. 591	Other retail stores -----	18
533	Limited price variety stores -----	1	592	Liquor stores -----	1
539	Miscellaneous general merchandise stores -----	3	594	Book, stationery stores -----	2
			595	Sporting goods stores, bicycle shops -----	-
54	Food stores -----	9	597	Jewelry stores -----	2
			5992	Florists -----	3
			5996	Camera, photographic supply stores -----	-

Standard Notes: - Represents zero. (D) Withheld to avoid disclosure. (NA) Not available.

TABLE 6. Other Major Retail Centers in the SMSA: 1963—Continued

MRC No. 3. Includes the establishments in the area bounded by: W. Mitchell, 15th, W. Lapham, S. 5th, W. Maple, S. 7th, W. Burnham, and S. 16th (Milwaukee city)

SIC code	Kind of business	Total	SIC code	Kind of business	Number of establishments
	Retail stores, total:				
	Number -----	154	55 ex. 554	Automotive Dealers -----	6
	Sales ----- \$1,000--	49 033	55 pt. (554)	Gasoline service stations -----	3
54, 58, 591	Convenience goods stores:		56	Apparel, accessory stores -----	29
	Number -----	58	561, 567	Men's, boys' apparel stores, custom tailors -----	7
	Sales ----- \$1,000--	6 473	562-3, 568	Women's clothing, specialty stores -----	13
53 part, 56, 57	Shopping goods stores:		562	Women's ready-to-wear stores -----	3
	Number -----	54	565	Family clothing stores -----	2
	Sales ----- \$1,000--	38 545	566	Shoe stores -----	7
52, 55, 59 ex. 591	All other stores:		564, 569	Other apparel, accessory stores -----	-
	Number -----	42	57	Furniture, home furnishings, equipment stores -----	20
	Sales ----- \$1,000--	4 015	5712	Furniture stores -----	9
		Number of establishments	5713-15, 19	Other home furnishings stores -----	5
			572, 573	Household appliance, radio, television, music stores -----	6
	Retail stores, total -----	154	58	Eating, drinking places -----	39
52	Lumber, building materials, hardware, farm equipment dealers -----	6	5812	Eating places -----	12
5251	Hardware stores -----	2	5813	Drinking places (alcoholic beverages) -----	27
52 ex. 5251	Other -----	4	59 pt. (591)	Drug stores, proprietary stores -----	1
53 part	General merchandise group stores -----	5	59 ex. 591	Other retail stores -----	27
531	Department stores -----	3	592	Liquor stores -----	6
533	Limited price variety stores -----	2	594	Book, stationery stores -----	1
539	Miscellaneous general merchandise stores -----	-	595	Sporting goods stores, bicycle shops -----	1
			597	Jewelry stores -----	5
54	Food stores -----	18	5992	Florists -----	-
			5996	Camera, photographic supply stores -----	2

MRC No. 4. Includes the establishments on W. Fond du Lac Ave. from W. Lloyd to W. Ash; on W. North Ave. from N. 20th to N. 24th; on N. Meinecke Ave. from Fond du Lac Ave. to N. 22nd; on W. Medford Ave. from W. North Ave. to W. Oak and on N. 20th St. from W. Garfield to W. North Ave. (Milwaukee city)

SIC code	Kind of business	Total	SIC code	Kind of business	Number of establishments
	Retail stores, total:				
	Number -----	51	55 ex. 554	Automotive dealers -----	1
	Sales ----- \$1,000--	25 640	55 pt. (554)	Gasoline service stations -----	2
54, 58, 591	Convenience goods stores:		56	Apparel, accessory stores -----	7
	Number -----	15	561, 567	Men's, boys' apparel stores, custom tailors -----	1
	Sales ----- \$1,000--	2 670	562-3, 568	Women's clothing, specialty stores -----	1
53 part, 56, 57	Shopping goods stores:		562	Women's ready-to-wear stores -----	1
	Number -----	20	565	Family clothing stores -----	1
	Sales ----- \$1,000--	21 020	566	Shoe stores -----	3
52, 55, 59 ex. 591	All other stores:		564, 569	Other apparel, accessory stores -----	1
	Number -----	16	57	Furniture, home furnishings, equipment stores -----	10
	Sales ----- \$1,000--	1 950	5712	Furniture stores -----	3
		Number of establishments	5713-15, 19	Other home furnishings stores -----	1
			572, 573	Household appliance, radio, television, music stores -----	6
	Retail stores, total -----	51	58	Eating, drinking places -----	10
52	Lumber, building materials, hardware, farm equipment dealers -----	3	5812	Eating places -----	5
5251	Hardware stores -----	1	5813	Drinking places (alcoholic beverages) -----	5
52 ex. 5251	Other -----	2	59 pt. (591)	Drug stores, proprietary stores -----	-
53 part	General merchandise group stores -----	3	59 ex. 591	Other retail stores -----	10
531	Department stores -----	1	592	Liquor stores -----	2
533	Limited price variety stores -----	1	594	Book, stationery stores -----	-
539	Miscellaneous general merchandise stores -----	1	595	Sporting goods stores, bicycle shops -----	2
			597	Jewelry stores -----	2
54	Food stores -----	5	5992	Florists -----	3
			5996	Camera, photographic supply stores -----	-

Standard Notes: - Represents zero. (D) Withheld to avoid disclosure. (NA) Not available.

TABLE 6. Other Major Retail Centers in the SMSA: 1963—Continued

MRC No. 5. Includes the planned centers known as "Point Loomis Shopping Center" and Southgate Center" and establishments on S. 27th St. from W. Oklahoma Ave. to W. Howard Ave. and on W. Loomis Rd. from S. 27th St. to S. 31st extended. (Milwaukee city)

SIC code	Kind of business	Total	SIC code	Kind of business	Number of establishments
	Retail stores, total:				
	Number -----	87	55 ex. 554	Automotive Dealers -----	5
	Sales ----- \$1,000	40 029	55 pt. (554)	Gasoline service stations -----	11
54, 58, 591	Convenience goods stores:		56	Apparel, accessory stores -----	17
	Number -----	25	561, 567	Men's, boys' apparel stores, custom tailors -----	3
	Sales ----- \$1,000	7 852	562-3, 568	Women's clothing, specialty stores -----	7
53 part, 56, 57	Shopping goods stores:		562	Women's ready-to-wear stores -----	5
	Number -----	31	565	Family clothing stores -----	-
	Sales ----- \$1,000	25 923	566	Shoe stores -----	7
52, 55, 59 ex. 591	All other stores:		564, 569	Other apparel, accessory stores -----	-
	Number -----	31	57	Furniture, home furnishings, equipment stores -----	6
	Sales ----- \$1,000	6 254	5712	Furniture stores -----	2
		Number of establishments	5713-15, 19	Other home furnishings stores -----	2
			572, 573	Household appliance, radio, television, music stores -----	2
	Retail stores, total -----	87	58	Eating, drinking places -----	13
52	Lumber, building materials, hardware, farm equipment dealers -----	2	5812	Eating places -----	8
5251	Hardware stores -----	1	5813	Drinking places (alcoholic beverages) -----	5
52 ex. 5251	Other -----	1	59 pt. (591)	Drug stores, proprietary stores -----	2
53 part	General merchandise group stores -----	8	59 ex. 591	Other retail stores -----	13
531	Department stores -----	4	592	Liquor stores -----	2
533	Limited price variety stores -----	3	594	Book, stationery stores -----	1
539	Miscellaneous general merchandise stores -----	1	595	Sporting goods stores, bicycle shops -----	1
			597	Jewelry stores -----	1
54	Food stores -----	10	5992	Florists -----	2
			5996	Camera, photographic supply stores -----	2

MRC No. 7. Includes the establishments on W. North Ave. from N. Second St. to N. Fourth St. and on N. Third St. from W. Brown to W. Wright. (Milwaukee city)

SIC code	Kind of business	Total	SIC code	Kind of business	Number of establishments
	Retail stores, total:				
	Number -----	96	55 ex. 554	Automotive dealers -----	1
	Sales ----- \$1,000	25 569	55 pt. (554)	Gasoline service stations -----	2
54, 58, 591	Convenience goods stores:		56	Apparel, accessory stores -----	20
	Number -----	24	561, 567	Men's, boys' apparel stores, custom tailors -----	8
	Sales ----- \$1,000	6 211	562-3, 568	Women's clothing, specialty stores -----	8
53 part, 56, 57	Shopping goods stores:		562	Women's ready-to-wear stores -----	5
	Number -----	47	565	Family clothing stores -----	1
	Sales ----- \$1,000	16 599	566	Shoe stores -----	3
52, 55, 59 ex. 591	All other stores:		564, 569	Other apparel, accessory stores -----	-
	Number -----	25	57	Furniture, home furnishings, equipment stores -----	18
	Sales ----- \$1,000	2 759	5712	Furniture stores -----	5
		Number of establishments	5713-15, 19	Other home furnishings stores -----	3
			572, 573	Household appliance, radio, television, music stores -----	10
	Retail stores, total -----	96	58	Eating, drinking places -----	12
52	Lumber, building materials, hardware, farm equipment dealers -----	4	5812	Eating places -----	8
5251	Hardware stores -----	2	5813	Drinking places (alcoholic beverages) -----	4
52 ex. 5251	Other -----	2	59 pt. (591)	Drug stores, proprietary stores -----	2
53 part	General merchandise group stores -----	9	59 ex. 591	Other retail stores -----	18
531	Department stores -----	1	592	Liquor stores -----	2
533	Limited price variety stores -----	3	594	Book, stationery stores -----	-
539	Miscellaneous general merchandise stores -----	5	595	Sporting goods stores, bicycle shops -----	-
			597	Jewelry stores -----	4
54	Food stores -----	10	5992	Florists -----	1
			5996	Camera, photographic supply stores -----	-

Note: To facilitate comparison with 1958 data, the numbers assigned to MRC's are the same as those used in the reports of the 1958 census. For this reason, MRC No. 6 is not used in this report.

Standard Notes: - Represents zero. (D) Withheld to avoid disclosure. (NA) Not available.

TABLE 6. Other Major Retail Centers in the SMSA: 1963—Continued

MRC No. 8. Includes the planned center known as "Packard Plaza" and establishments on S. Packard Ave. from E. Wanda Ave. to E. Iona Ave. (Cudahy city, Milwaukee County)

SIC code	Kind of business	Total	SIC code	Kind of business	Number of establishments
	Retail stores, total:				
	Number -----	22	55 ex. 554	Automotive Dealers -----	-
	Sales ----- \$1,000--	7 139	55 pt. (554)	Gasoline service stations -----	2
54, 58, 591	Convenience goods stores:		56	Apparel, accessory stores -----	5
	Number -----	8	561, 567	Men's, boys' apparel stores, custom tailors -----	1
	Sales ----- \$1,000--	2 514	562-3, 568	Women's clothing, specialty stores -----	2
53 part, 56, 57	Shopping goods stores:		562	Women's ready-to-wear stores -----	1
	Number -----	8	565	Family clothing stores -----	-
	Sales ----- \$1,000--	4 298	566	Shoe stores -----	2
52, 55, 59 ex. 591	All other stores:		564, 569	Other apparel, accessory stores -----	-
	Number -----	6	57	Furniture, home furnishings, equipment stores -----	-
	Sales ----- \$1,000--	327	5712	Furniture stores -----	-
		Number of establishments	5713-15, 19	Other home furnishings stores -----	-
			572, 573	Household appliance, radio, television, music stores -----	-
	Retail stores, total -----	22	58	Eating, drinking places -----	2
52	Lumber, building materials, hardware, farm equipment dealers -----	1	5812	Eating places -----	2
5251	Hardware stores -----	-	5813	Drinking places (alcoholic beverages) -----	-
52 ex. 5251	Other -----	1	59 pt. (591)	Drug stores, proprietary stores -----	2
53 part	General merchandise group stores -----	3	59 ex. 591	Other retail stores -----	3
531	Department stores -----	1	592	Liquor stores -----	1
533	Limited price variety stores -----	1	594	Book, stationery stores -----	-
539	Miscellaneous general merchandise stores -----	1	595	Sporting goods stores, bicycle shops -----	-
			597	Jewelry stores -----	1
54	Food stores -----	4	5992	Florists -----	-
			5996	Camera, photographic supply stores -----	-

MRC No. 9. Includes the planned center known as "Mayfair Shopping Center" on east side of N. 108th (N. Lovers Ln.) from W. North Ave. to W. Center St. and establishments on W. North Ave. from N. 104th St. to N. 108th St. (Wauwatosa city)

SIC code	Kind of business	Total	SIC code	Kind of business	Number of establishments
	Retail stores, total:				
	Number -----	53	55 ex. 554	Automotive dealers -----	-
	Sales ----- \$1,000--	35 703	55 pt. (554)	Gasoline service stations -----	2
54, 58, 591	Convenience goods stores:		56	Apparel, accessory stores -----	24
	Number -----	8	561, 567	Men's, boys' apparel stores, custom tailors -----	4
	Sales ----- \$1,000--	2 308	562-3, 568	Women's clothing, specialty stores -----	10
53 part, 56, 57	Shopping goods stores:		562	Women's ready-to-wear stores -----	7
	Number -----	33	565	Family clothing stores -----	1
	Sales ----- \$1,000--	32 615	566	Shoe stores -----	8
52, 55, 59 ex. 591	All other stores:		564, 569	Other apparel, accessory stores -----	1
	Number -----	12	57	Furniture, home furnishings, equipment stores -----	5
	Sales ----- \$1,000--	780	5712	Furniture stores -----	2
		Number of establishments	5713-15, 19	Other home furnishings stores -----	-
			572, 573	Household appliance, radio, television, music stores -----	3
	Retail stores, total -----	53	58	Eating, drinking places -----	3
52	Lumber, building materials, hardware, farm equipment dealers -----	1	5812	Eating places -----	3
5251	Hardware stores -----	1	5813	Drinking places (alcoholic beverages) -----	-
52 ex. 5251	Other -----	-	59 pt. (591)	Drug stores, proprietary stores -----	1
53 part	General merchandise group stores -----	4	59 ex. 591	Other retail stores -----	9
531	Department stores -----	2	592	Liquor stores -----	1
533	Limited price variety stores -----	1	594	Book, stationery stores -----	-
539	Miscellaneous general merchandise stores -----	1	595	Sporting goods stores, bicycle shops -----	-
			597	Jewelry stores -----	1
54	Food stores -----	4	5992	Florists -----	1
			5996	Camera, photographic supply stores -----	-

Standard Notes: - Represents zero. (D) Withheld to avoid disclosure. (NA) Not available.

TABLE 6. Other Major Retail Centers in the SMSA: 1963—Continued

MRC No. 10. Includes the establishments in the 10700 - 11100 blocks, inclusive of National Ave. and on S. 108th from W. Arthur to W. Dakota (West Allis, Milwaukee County)

SIC code	Kind of business	Total	SIC code	Kind of business	Number of establishments
	Retail stores, total:				
	Number -----	18	55 ex. 554	Automotive Dealers -----	1
	Sales ----- \$1,000	9 644	55 pt. (554)	Gasoline service stations -----	5
54, 58, 591	Convenience goods stores:		56	Apparel, accessory stores -----	-
	Number -----	6	561, 567	Men's, boys' apparel stores, custom tailors -----	-
	Sales ----- \$1,000	3 083	562-3, 568	Women's clothing, specialty stores -----	-
53 part, 56, 57	Shopping goods stores:		562	Women's ready-to-wear stores -----	-
	Number -----	2	565	Family clothing stores -----	-
	Sales ----- \$1,000	(D)	566	Shoe stores -----	-
52, 55, 59 ex. 591	All other stores:		564, 569	Other apparel, accessory stores -----	-
	Number -----	10	57	Furniture, home furnishings, equipment stores -----	1
	Sales ----- \$1,000	(D)	5712	Furniture stores -----	-
		Number of establishments	5713-15, 19	Other home furnishings stores -----	-
			572, 573	Household appliance, radio, television, music stores -----	1
	Retail stores, total -----	18	58	Eating, drinking places -----	2
52	Lumber, building materials, hardware, farm equipment dealers -----	3	5812	Eating places -----	2
5251	Hardware stores -----	3	5813	Drinking places (alcoholic beverages) -----	-
52 ex. 5251	Other -----	-	59 pt. (591)	Drug stores, proprietary stores -----	-
53 part	General merchandise group stores -----	1	59 ex. 591	Other retail stores -----	1
531	Department stores -----	1	592	Liquor stores -----	-
533	Limited price variety stores -----	-	594	Book, stationery stores -----	-
539	Miscellaneous general merchandise stores -----	-	595	Sporting goods stores, bicycle shops -----	-
			597	Jewelry stores -----	1
			5992	Florists -----	-
54	Food stores -----	4	5996	Camera, photographic supply stores -----	-

MRC No. 11. Includes the planned centers known as "County Fair Shopping Center" and "Hales Corner Center" on S. 108th St. from Abbott to W. Janesville Rd., on W. Janesville Rd. from W. Forest Home Rd. to S. 109th, on W. Forest Home Rd., from No. 10258 to S. 108th Pl., and on S. 108th Pl. from W. Janesville Rd. to W. Forest Home Rd. (Hales Corner, Milwaukee County)

SIC code	Kind of business	Total	SIC code	Kind of business	Number of establishments
	Retail stores, total:				
	Number -----	65	55 ex. 554	Automotive dealers -----	1
	Sales ----- \$1,000	18 594	55 pt. (554)	Gasoline service stations -----	4
54, 58, 591	Convenience goods stores:		56	Apparel, accessory stores -----	13
	Number -----	25	561, 567	Men's, boys' apparel stores, custom tailors -----	2
	Sales ----- \$1,000	7 334	562-3, 568	Women's clothing, specialty stores -----	5
53 part, 56, 57	Shopping goods stores:		562	Women's ready-to-wear stores -----	3
	Number -----	21	565	Family clothing stores -----	1
	Sales ----- \$1,000	6 758	566	Shoe stores -----	4
52, 55, 59 ex. 591	All other stores:		564, 569	Other apparel, accessory stores -----	1
	Number -----	19	57	Furniture, home furnishings, equipment stores -----	5
	Sales ----- \$1,000	4 502	5712	Furniture stores -----	-
		Number of establishments	5713-15, 19	Other home furnishings stores -----	1
			572, 573	Household appliance, radio, television, music stores -----	4
	Retail stores, total -----	65	58	Eating, drinking places -----	12
52	Lumber, building materials, hardware, farm equipment dealers -----	2	5812	Eating places -----	5
5251	Hardware stores -----	1	5813	Drinking places (alcoholic beverages) -----	7
52 ex. 5251	Other -----	1	59 pt. (591)	Drug stores, proprietary stores -----	3
53 part	General merchandise group stores -----	3	59 ex. 591	Other retail stores -----	12
531	Department stores -----	1	592	Liquor stores -----	2
533	Limited price variety stores -----	2	594	Book, stationery stores -----	-
539	Miscellaneous general merchandise stores -----	-	595	Sporting goods stores, bicycle shops -----	3
			597	Jewelry stores -----	1
			5992	Florists -----	2
54	Food stores -----	10	5996	Camera, photographic supply stores -----	2

Standard Notes: - Represents zero. (D) Withheld to avoid disclosure. (NA) Not available.

TABLE 6. Other Major Retail Centers in the SMSA: 1963—Continued

MRC No. 12. Includes the establishments in the area bounded by: Fox River, Barstow St., Wisconsin Ave., Maple Ave. and Maple Ave. extended (Waukesha city, Waukesha Co.)

SIC code	Kind of business	Total	SIC code	Kind of business	Number of establishments
	Retail stores, total:				
	Number -----	112	55 ex. 554	Automotive Dealers -----	2
	Sales ----- \$1,000 -----	17 399	55 pt. (554)	Gasoline service stations -----	2
54, 58, 591	Convenience goods stores:		56	Apparel, accessory stores -----	26
	Number -----	25	561, 567	Men's, boys' apparel stores, custom tailors -----	9
	Sales ----- \$1,000 -----	4 413	562-3, 568	Women's clothing, specialty stores -----	7
53 part, 56, 57	Shopping goods stores:		562	Women's ready-to-wear stores -----	3
	Number -----	48	565	Family clothing stores -----	2
	Sales ----- \$1,000 -----	8 012	566	Shoe stores -----	7
52, 55, 59 ex. 591	All other stores:		564, 569	Other apparel, accessory stores -----	1
	Number -----	39	57	Furniture, home furnishings, equipment stores -----	16
	Sales ----- \$1,000 -----	4 974	5712	Furniture stores -----	3
		Number of establishments	5713-15, 19	Other home furnishings stores -----	4
			572, 573	Household appliance, radio, television, music stores -----	9
	Retail stores, total -----	112	58	Eating, drinking places -----	17
52	Lumber, building materials, hardware, farm equipment dealers -----	7	5812	Eating places -----	10
5251	Hardware stores -----	2	5813	Drinking places (alcoholic beverages) -----	7
52 ex. 5251	Other -----	5	59 pt. (591)	Drug stores, proprietary stores -----	2
53 part	General merchandise group stores -----	6	59 ex. 591	Other retail stores -----	28
531	Department stores -----	1	592	Liquor stores -----	1
533	Limited price variety stores -----	3	594	Book, stationery stores -----	1
539	Miscellaneous general merchandise stores -----	2	595	Sporting goods stores, bicycle shops -----	1
			597	Jewelry stores -----	8
54	Food stores -----	6	5992	Florists -----	2
			5996	Camera, photographic supply stores -----	2


Standard Notes: - Represents zero. (D) Withheld to avoid disclosure. (NA) Not available.

Minneapolis-St. Paul, Minn., SMSA

CONTENTS

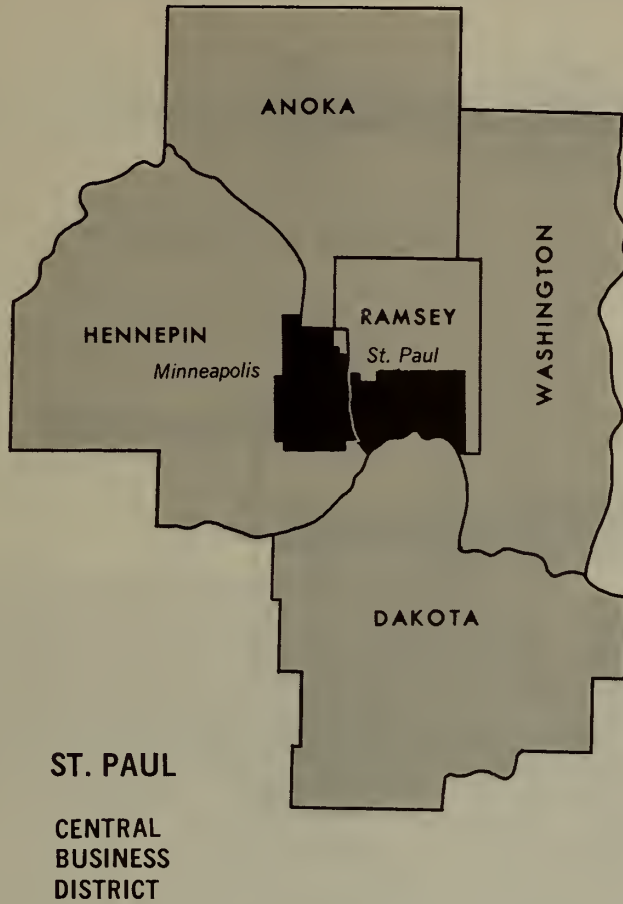
[Page numbers listed here omit the chapter prefix, 62-, which appears as part of number for each page]

	page
Standard Metropolitan Statistical Area Map	1
Charts on Retail Sales: 1963 and 1958	2
TABLE 1 The Central Business District: 1963 and 1958:	
A Minneapolis	5
B St. Paul	6
2 The City: 1963 and 1958:	
A Minneapolis	7
B St. Paul	8
3 The Standard Metropolitan Statistical Area: 1963 and 1958	9
4 CBD, City, SMSA—Sales Comparisons: 1958 and 1963:	
A Minneapolis	10
B St. Paul	11
5 CBD Sales as Percent of City and SMSA Sales: 1963 and 1958:	
A Minneapolis	12
B St. Paul	12
6 Other Major Retail Centers in the SMSA: 1963	13




MINNEAPOLIS-ST. PAUL, MINN.

Standard Metropolitan Statistical Area, Central Business District, and Major Retail Centers



STANDARD METROPOLITAN
STATISTICAL AREA
& CENTRAL CITIES



MINNEAPOLIS

CENTRAL
BUSINESS
DISTRICT

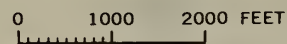
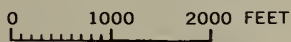
Comprising Census Tracts
44, 45, 46-A and 53

ALL TRACT NUMBERS PRECEDED BY-M



Comprising Census Tract 42

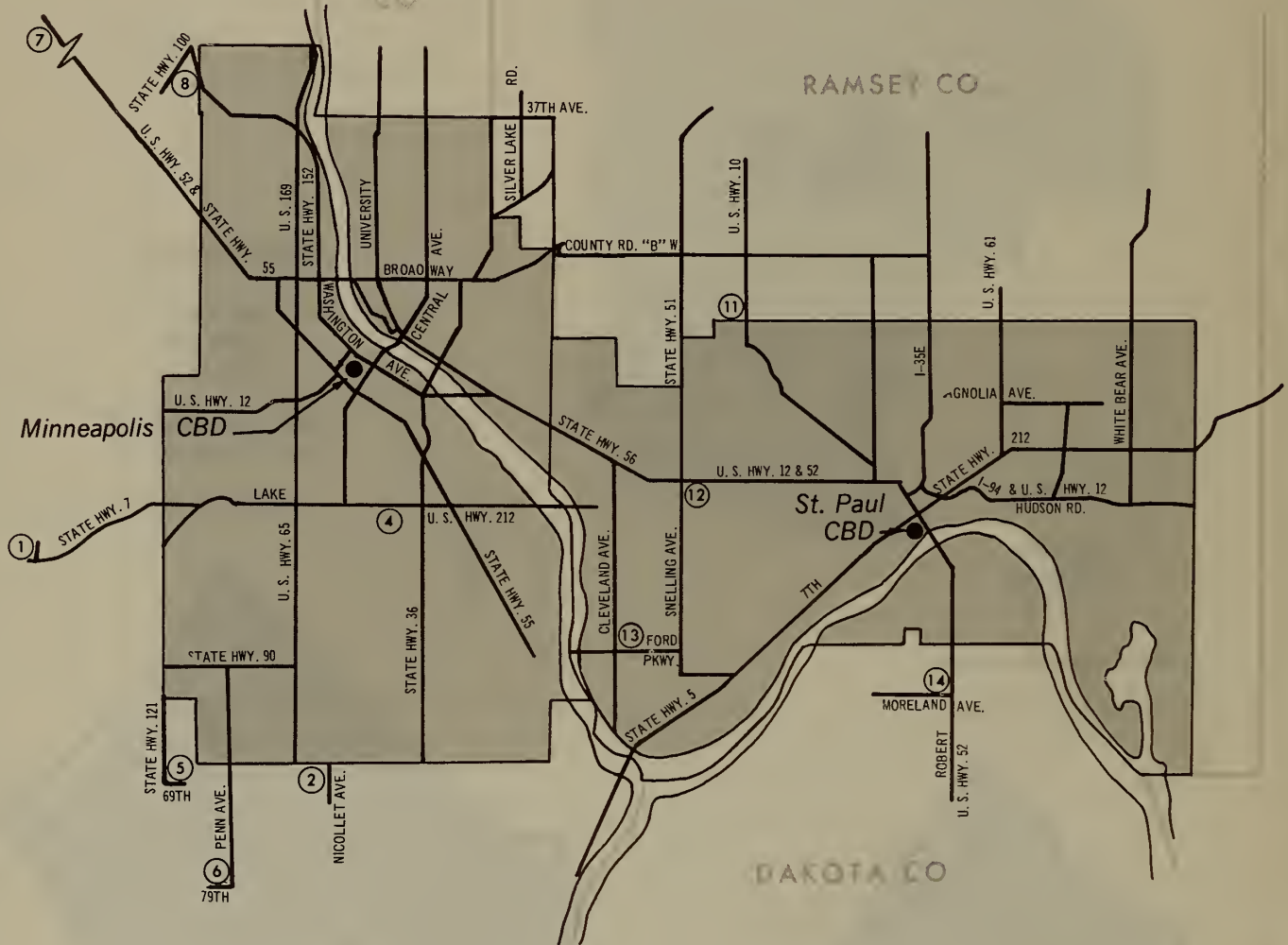
ALL TRACT NUMBERS PRECEDED BY-SP



MINNEAPOLIS-ST. PAUL, MINN.


Standard Metropolitan Statistical Area, Central Business District, and Major Retail Centers

CITIES &
MAJOR
RETAIL
CENTERS




- Central Business District
- ① Major Retail Centers

Nos. 3, 9, 10 and 15 Unassigned




Minneapolis-St. Paul SMSA


Retail Sales: 1958 and 1963 IN MILLIONS OF DOLLARS



Minneapolis



Percent Change in Sales, 1958-1963 by Types of Stores



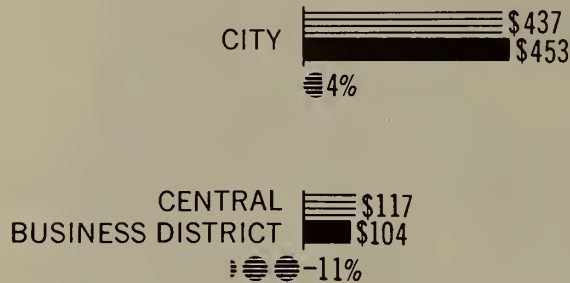
1963 CENSUS OF BUSINESS, U.S. Department of Commerce, Bureau of the Census

Minneapolis-St. Paul SMSA

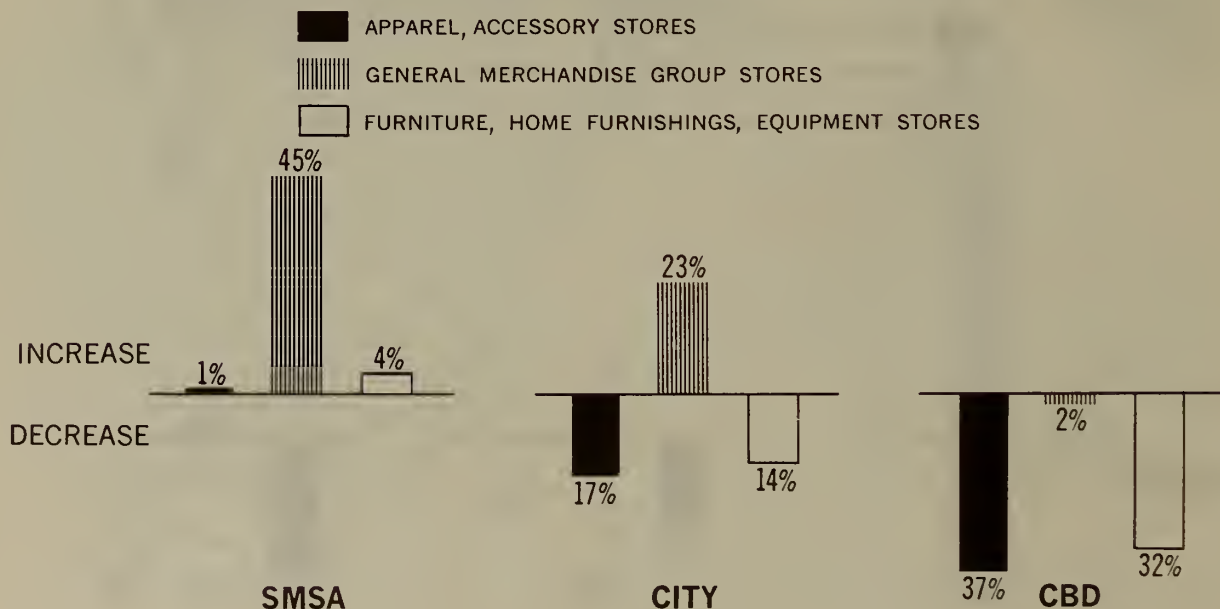
Retail Sales: 1958 and 1963 IN MILLIONS OF DOLLARS



St. Paul



Percent Change in Sales, 1958-1963 by Types of Stores



1963 CENSUS OF BUSINESS, U.S. Department of Commerce, Bureau of the Census

TABLE 1. The Central Business District: 1963 and 1958

A. Minneapolis

SIC code	Kind of business	1963				1958 ¹		
		Estab- lish- ments	Sales	Payroll, entire year	Paid employees, workweek ended nearest Nov. 15	Estab- lish- ments	Sales	Payroll, entire year
		(number)	(\$1,000)	(\$1,000)	(number)	(number)	(\$1,000)	(\$1,000)
	RETAIL STORES							
	Total ² -----	712	256 837	53 612	15 374	982	283 967	52 299
52	Lumber, building materials, hardware, farm equip- ment dealers -----	18	4 275	723	138	22	5 161	928
5251	Hardware stores -----	6	3 262	590	113	7	3 131	626
52 ex. 5251	Other -----	12	1 013	133	25	15	2 030	302
53 part ²	General merchandise group stores ² -----	22	122 690	27 004	8 210	14	118 085	23 390
531	Department stores -----	5	114 482	25 280	7 522	4	(D)	(D)
533	Limited price variety stores -----	6	6 169	1 399	563	4	(D)	(D)
539	Miscellaneous general merchandise stores -----	11	2 039	325	125	6	(D)	(D)
54	Food stores -----	50	5 491	650	152	68	10 615	1 174
55 ex. 554	Automotive dealers -----	7	14 259	1 660	246	17	18 069	2 093
55 pt. (554)	Gasoline service stations -----	23	2 284	239	75	38	4 592	477
56	Apparel, accessory stores -----	131	32 722	6 886	1 880	184	42 655	7 808
561, 567	Men's, boys' apparel stores, custom tailors -----	42	8 401	1 842	441	61	10 542	2 049
562-3, 568	Women's clothing, specialty stores -----	53	14 143	2 454	803	67	17 602	3 137
562	Women's ready-to-wear stores ³ -----	29	11 631	1 981	670	27	16 076	2 937
565	Family clothing stores ³ -----	7	(D)	(D)	(D)	14	(D)	(D)
566	Shoe stores -----	27	4 518	820	195	35	5 369	744
564, 569	Other apparel, accessory stores -----	2	(D)	(D)	(D)	3	(D)	(D)
57	Furniture, home furnishings, equipment stores -----	52	17 693	3 574	662	71	23 010	3 944
5712	Furniture stores -----	20	9 785	2 036	337	30	15 041	2 644
5713-15, 19	Other home furnishings stores -----	6	683	150	42	15	1 423	243
572, 573	Household appliance, radio, television, music stores -----	26	7 225	1 388	283	26	6 546	1 057
58	Eating, drinking places -----	166	27 147	8 459	2 898	261	28 166	7 753
5812	Eating places -----	119	20 188	6 751	2 408	179	19 944	6 238
5813	Drinking places (alcoholic beverages) -----	47	6 959	1 708	490	82	8 222	1 515
59 pt. (591)	Drug stores, proprietary stores -----	18	5 821	1 139	292	32	6 727	1 100
59 ex. 591	Other retail stores ⁴ -----	225	24 455	3 278	821	275	26 887	3 632
592	Liquor stores -----	20	6 909	466	124	34	5 090	311
594	Book, stationery stores -----	15	1 190	204	62	21	2 851	257
595	Sporting goods stores, bicycle shops -----	5	1 100	111	29	9	855	117
597	Jewelry stores -----	32	3 107	540	113	40	4 016	562
5992	Florists -----	6	544	97	25	9	625	97
5996	Camera, photographic supply stores -----	5	627	97	19	6	1 613	183
	SELECTED SERVICES							
7011	Hotels, motels -----	35	22 833	9 099	3 043	42	17 586	6 834
783	Motion picture theaters -----	13	3 736	1 006	356	12	3 990	1 081

Standard Notes: - Represents zero. (D) Withheld to avoid disclosure. (NA) Not available.

¹1958 group totals for SIC 53 and 56 may include data for "nonemployer" establishments which could not be classified and tabulated by detailed kinds of business.²Excludes nonstore retailers (i.e., mail order, direct selling, merchandise vending machine operators) part of SIC 53.³1958 data limited to "employer" establishments.⁴Includes data for those kinds of business in SIC 59 (ex. 591) not covered in any of the lines below.

TABLE 1. The Central Business District: 1963 and 1958—Continued

B. St. Paul

SIC code	Kind of business	1963				1958 ¹		
		Estab- lish- ments (number)	Sales (\$1,000)	Payroll, entire year (\$1,000)	Paid employees, workweek ended nearest Nov. 15 (number)	Estab- lish- ments (number)	Sales (\$1,000)	Payroll, entire year (\$1,000)
	RETAIL STORES							
	Total ² -----	411	104 152	17 850	5 766	459	116 904	20 638
52	Lumber, building materials, hardware, farm equip- ment dealers -----	6	393	68	19	7	780	96
5251	Hardware stores -----	3	(D)	(D)	(D)	3	373	50
52 ex. 5251	Other -----	3	(D)	(D)	(D)	4	407	46
53 part ³	General merchandise group stores ² -----	10	48 996	8 042	2 977	13	49 828	8 802
531	Department stores -----	3	43 258	6 942	2 514	3	(D)	(D)
533	Limited price variety stores -----	5	(D)	(D)	(D)	6	6 570	1 155
539	Miscellaneous general merchandise stores -----	2	(D)	(D)	(D)	4	(D)	(D)
54	Food stores -----	23	2 196	276	81	24	4 921	558
55 ex. 554	Automotive dealers -----	5	9 306	823	147	14	7 055	888
55 pt. (554)	Gasoline service stations -----	5	354	33	11	8	569	69
56	Apparel, accessory stores -----	65	12 191	2 150	699	79	19 319	3 551
561, 567	Men's, boys' apparel stores, custom tailors -----	23	2 221	368	111	26	4 285	787
562-3, 568	Women's clothing, specialty stores -----	23	5 997	1 073	371	23	9 092	1 764
562	Women's ready-to-wear stores ³ -----	15	5 404	949	329	18	8 472	1 650
565	Family clothing stores ³ -----	4	(D)	(D)	(D)	6	(D)	(D)
566	Shoe stores -----	14	1 746	265	72	21	2 048	278
564, 569	Other apparel, accessory stores -----	1	(D)	(D)	(D)	1	(D)	(D)
57	Furniture, home furnishings, equipment stores -----	42	7 068	1 132	213	49	10 349	1 933
5712	Furniture stores -----	9	3 862	706	125	13	6 825	1 340
5713-15, 19	Other home furnishings stores -----	4	414	42	8	7	888	218
572, 573	Household appliance, radio, television, music stores -----	29	2 792	384	80	29	2 636	375
58	Eating, drinking places -----	95	8 253	2 660	989	102	8 634	2 020
5812	Eating places -----	65	5 655	2 014	790	69	6 080	1 541
5813	Drinking places (alcoholic beverages) -----	30	2 598	646	199	33	2 554	479
59 pt. (591)	Drug stores, proprietary stores -----	11	3 198	616	157	9	3 435	612
59 ex. 591	Other retail stores ⁴ -----	149	12 197	2 050	473	154	12 014	2 109
592	Liquor stores -----	7	1 100	47	16	9	1 526	75
594	Book, stationery stores -----	8	(D)	(D)	(D)	9	325	45
595	Sporting goods stores, bicycle shops -----	7	286	21	7	9	651	103
597	Jewelry stores -----	19	2 520	569	111	31	2 889	551
5992	Florists -----	5	(D)	(D)	(D)	7	1 166	365
5996	Camera, photographic supply stores -----	6	822	132	31	7	525	68
	SELECTED SERVICES							
7011	Hotels, motels -----	18	3 822	1 654	587	20	4 778	1 995
783	Motion picture theaters -----	6	1 187	326	124	6	1 243	392

Standard Notes: - Represents zero. (D) Withheld to avoid disclosure. (NA) Not available.

¹1958 group totals for SIC 53 and 56 may include data for "nonemployer" establishments which could not be classified and tabulated by detailed kinds of business.²Excludes nonstore retailers (i.e., mail order, direct selling, merchandise vending machine operators) part of SIC 53.³1958 data limited to "employer" establishments.⁴Includes data for those kinds of business in SIC 59 (ex. 591) not covered in any of the lines below.

TABLE 2. The City: 1963 and 1958

A. Minneapolis

SIC code	Kind of business	1963				1958 ¹		
		Estab- lish- ments (number)	Sales (\$1,000)	Payroll, entire year (\$1,000)	Paid employees, workweek ended nearest Nov. 15 (number)	Estab- lish- ments (number)	Sales (\$1,000)	Payroll, entire year (\$1,000)
	RETAIL STORES							
	Total ² -----	3 729	806 008	122 767	34 456	4 779	800 631	111 601
52	Lumber, building materials, hardware, farm equip- ment dealers -----	148	32 996	4 698	895	254	51 374	7 073
5251	Hardware stores -----	81	9 783	1 351	348	125	9 832	1 410
52 ex. 5251	Other -----	67	23 213	3 347	547	129	41 542	5 663
53 part ²	General merchandise group stores ² -----	80	157 890	32 257	9 885	119	149 423	27 743
531	Department stores -----	8	142 072	29 199	8 779	6	130 247	24 669
533	Limited price variety stores -----	32	9 198	1 867	763	50	(D)	(D)
539	Miscellaneous general merchandise stores -----	40	6 620	1 191	343	51	(D)	(D)
54	Food stores -----	723	144 082	12 725	3 732	1 018	145 022	11 000
55 ex. 554	Automotive dealers -----	161	156 507	15 733	2 474	205	139 489	14 787
55 pt. (554)	Gasoline service stations -----	511	54 858	5 328	1 720	583	47 467	4 328
56	Apparel, accessory stores -----	260	48 421	9 299	2 627	359	58 581	9 895
561, 567	Men's, boys' apparel stores, custom tailors -----	69	13 462	2 519	614	95	15 079	2 582
562-3, 568	Women's clothing, specialty stores -----	105	18 798	3 293	1 093	135	23 093	3 944
562	Women's ready-to-wear stores ³ -----	61	15 353	2 752	907	68	20 813	3 661
565	Family clothing stores ³ -----	28	8 622	2 244	594	38	(D)	(D)
566	Shoe stores -----	53	7 089	1 184	308	68	7 291	990
564, 569	Other apparel, accessory stores -----	5	450	59	18	13	(D)	(D)
57	Furniture, home furnishings, equipment stores -----	274	45 988	8 062	1 550	306	50 731	7 703
5712	Furniture stores -----	93	21 922	3 917	703	97	25 452	3 965
5713-15, 19	Other home furnishings stores -----	72	8 076	1 599	302	70	7 363	1 271
572, 573	Household appliance, radio, television, music stores -----	109	15 990	2 546	545	139	17 916	2 467
58	Eating, drinking places -----	835	76 199	21 052	7 907	1 044	68 403	16 595
5812	Eating places -----	556	51 779	15 695	6 263	650	44 428	12 557
5813	Drinking places (alcoholic beverages) -----	279	24 420	5 357	1 644	394	23 975	4 038
59 pt. (591)	Drug stores, proprietary stores -----	132	26 260	4 581	1 506	178	29 561	4 655
59 ex. 591	Other retail stores ⁴ -----	605	62 807	9 032	2 160	713	60 580	7 822
592	Liquor stores -----	84	21 280	1 453	379	88	16 795	1 034
594	Book, stationery stores -----	31	2 476	315	102	33	(D)	(D)
595	Sporting goods stores, bicycle shops -----	36	2 570	252	70	34	2 447	243
597	Jewelry stores -----	54	3 837	615	138	82	5 056	674
5992	Florists -----	45	4 864	1 997	366	NA	NA	NA
5996	Camera, photographic supply stores -----	11	3 008	441	102	NA	NA	NA
	SELECTED SERVICES							
7011	Hotels, motels -----	73	29 721	(D)	(D)	115	23 606	8 713
783	Motion picture theaters -----	35	4 718	1 215	461	42	5 864	1 591

Standard Notes: - Represents zero. (D) Withheld to avoid disclosure. (NA) Not available.

¹1958 group totals for SIC 53 and 56 may include data for "nonemployer" establishments which could not be classified and tabulated by detailed kinds of business.²Excludes nonstore retailers (i.e., mail order, direct selling, merchandise vending machine operators) part of SIC 53.³1958 data limited to "employer" establishments.⁴Includes data for those kinds of business in SIC 59 (ex. 591) not covered in any of the lines below.

TABLE 2. The City: 1963 and 1958—Continued
B. St. Paul

SIC code	Kind of business	1963				1958 ¹		
		Estab- lish- ments (number)	Sales (\$1,000)	Payroll, entire year (\$1,000)	Paid employees, workweek ended nearest Nov. 15 (number)	Estab- lish- ments (number)	Sales (\$1,000)	Payroll, entire year (\$1,000)
	RETAIL STORES							
	Total ²	2 245	452 570	60 978	18 650	2 677	437 427	57 368
52	Lumber, building materials, hardware, farm equip- ment dealers	90	14 514	2 144	416	124	16 600	2 399
5251	Hardware stores	45	3 488	444	111	64	4 069	486
52 ex. 5251	Other	45	11 026	1 700	305	60	12 531	1 913
53 part ²	General merchandise group stores ²	50	87 319	14 018	5 301	59	70 904	11 507
531	Department stores	10	76 560	12 029	4 444	4	59 252	9 580
533	Limited price variety stores	23	9 648	1 811	810	35	9 641	(D)
539	Miscellaneous general merchandise stores	17	1 111	178	47	16	1 955	(D)
54	Food stores	446	94 730	7 301	2 369	570	106 779	7 550
55 ex. 554	Automotive dealers	86	91 587	9 601	1 496	95	76 315	8 678
55 pt. (554)	Gasoline service stations	298	29 707	2 716	877	356	26 000	2 163
56	Apparel, accessory stores	161	21 788	3 542	1 168	169	26 078	4 427
561, 567	Men's, boys' apparel stores, custom tailors	33	4 228	681	172	45	6 450	1 055
562-3, 568	Women's clothing, specialty stores	59	9 605	1 647	596	57	10 604	1 956
562	Women's ready-to-wear stores ³	35	8 189	1 458	505	36	9 639	1 817
565	Family clothing stores ³	19	(D)	(D)	(D)	16	5 333	938
566	Shoe stores	43	3 748	504	152	40	3 329	454
564, 569	Other apparel, accessory stores	7	(D)	(D)	(D)	9	280	24
57	Furniture, home furnishings, equipment stores	141	21 471	3 665	909	179	25 006	4 151
5712	Furniture stores	40	8 801	1 398	253	44	12 606	2 094
5713-15, 19	Other home furnishings stores	37	5 075	1 061	298	33	4 397	978
572, 573	Household appliance, radio, television, music stores	64	7 595	1 206	358	102	8 003	1 079
58	Eating, drinking places	548	39 980	10 732	4 221	619	39 546	9 874
5812	Eating places	347	25 150	7 355	3 238	378	24 473	7 228
5813	Drinking places (alcoholic beverages)	201	14 830	3 377	983	241	15 073	2 646
59 pt. (591)	Drug stores, proprietary stores	90	19 106	3 116	888	100	19 053	2 848
59 ex. 591	Other retail stores ⁴	335	32 368	4 143	1 005	406	31 146	3 771
592	Liquor stores	49	9 669	702	196	54	10 719	625
594	Book, stationery stores	8	(D)	(D)	(D)	24	756	72
595	Sporting goods stores, bicycle shops	18	1 004	136	40	23	1 013	97
597	Jewelry stores	31	(D)	(D)	(D)	55	3 486	616
5992	Florists	21	1 888	328	104	32	2 165	494
5996	Camera, photographic supply stores	6	822	132	31	8	(D)	(D)
	SELECTED SERVICES							
7011	Hotels, motels	42	6 261	2 494	869	42	6 004	2 353
783	Motion picture theaters	19	(D)	(D)	(D)	21	1 970	633

Standard Notes: - Represents zero. (D) Withheld to avoid disclosure. (NA) Not available.

¹1958 group totals for SIC 53 and 56 may include data for "nonemployer" establishments which could not be classified and tabulated by detailed kinds of business.

²Excludes nonstore retailers (i.e., mail order, direct selling, merchandise vending machine operators) part of SIC 53.

³1958 data limited to "employer" establishments.

⁴Includes data for those kinds of business in SIC 59 (ex. 591) not covered in any of the lines below.

TABLE 3. The Standard Metropolitan Statistical Area: 1963 and 1958

SIC code	Kind of business	1963				1958 ¹		
		Estab- lish- ments	Sales	Payroll, entire year	Paid employees, workweek ended nearest Nov. 15	Estab- lish- ments	Sales	Payroll, entire year
		(number)	(\$1,000)	(\$1,000)	(number)	(number)	(\$1,000)	(\$1,000)
	RETAIL STORES							
	Total ² -----	9 803	2 084 112	276 495	83 354	10 855	1 729 410	218 398
52	Lumber, building materials, hardware, farm equip- ment dealers -----	555	107 996	14 408	2 891	751	127 556	16 250
5251	Hardware stores -----	273	28 840	3 729	1 014	344	30 896	3 707
52 ex. 5251	Other -----	282	79 156	10 679	1 877	407	96 660	12 543
53 part ²	General merchandise group stores ² -----	257	377 675	61 153	21 412	312	260 565	44 128
531	Department stores -----	40	326 121	52 812	17 965	14	212 896	37 151
533	Limited price variety stores -----	107	29 391	5 538	2 450	141	(D)	(D)
539	Miscellaneous general merchandise stores -----	110	22 163	2 803	997	123	(D)	(D)
54	Food stores -----	1 710	477 964	39 739	12 136	2 161	407 092	29 538
55 ex. 554	Automotive dealers -----	437	354 585	35 349	5 753	431	279 707	29 012
55 pt. (554)	Gasoline service stations -----	1 515	160 155	15 209	5 006	1 494	118 071	10 450
56	Apparel, accessory stores -----	660	105 460	17 555	5 578	705	103 961	16 922
561, 567	Men's, boys' apparel stores, custom tailors -----	137	23 088	3 849	997	175	25 062	4 066
562-3, 568	Women's clothing, specialty stores -----	261	40 880	6 755	2 360	249	38 878	6 765
562	Women's ready-to-wear stores ³ -----	163	33 360	5 660	1 947	150	34 712	6 167
565	Family clothing stores ³ -----	83	23 512	4 334	1 401	71	21 901	3 880
566	Shoe stores -----	147	15 472	2 335	676	148	14 686	1 923
564, 569	Other apparel, accessory stores -----	32	2 508	282	144	42	2 406	288
57	Furniture, home furnishings, equipment stores -----	692	97 603	15 767	3 357	713	93 629	14 166
5712	Furniture stores -----	241	45 680	7 216	1 349	223	46 615	7 144
5713-15, 19	Other home furnishings stores -----	171	18 890	3 572	823	143	14 432	2 687
572, 573	Household appliance, radio, television, music stores -----	280	33 033	4 979	1 185	347	32 582	4 335
58	Eating, drinking places -----	2 168	174 841	45 917	18 269	2 366	142 091	32 996
5812	Eating places -----	1 467	117 480	33 486	14 346	1 473	90 078	24 577
5813	Drinking places (alcoholic beverages) -----	701	57 361	12 431	3 923	893	52 013	8 419
59 pt. (591)	Drug stores, proprietary stores -----	358	79 933	12 977	4 339	381	70 015	10 402
59 ex. 591	Other retail stores ⁴ -----	1 451	147 900	18 421	4 613	1 541	126 723	14 534
592	Liquor stores -----	263	55 854	4 157	1 160	235	41 843	2 748
594	Book, stationery stores -----	50	3 346	411	149	64	3 882	513
595	Sporting goods stores, bicycle shops -----	83	5 770	651	170	89	4 687	417
597	Jewelry stores -----	116	9 010	1 387	311	170	10 071	1 476
5992	Florists -----	96	8 113	2 554	567	107	7 809	1 965
5996	Camera, photographic supply stores -----	25	4 867	700	179	25	3 909	476
	SELECTED SERVICES							
7011	Hotels, motels -----	216	41 471	15 561	5 934	271	33 039	11 879
783	Motion picture theaters -----	85	9 828	2 605	998	99	(D)	(D)

Standard Notes: - Represents zero. (D) Withheld to avoid disclosure. (NA) Not available.

¹1958 group totals for SIC 53 and 56 may include data for "nonemployer" establishments which could not be classified and tabulated by detailed kinds of business.²Excludes nonstore retailers (i.e., mail order, direct selling, merchandise vending machine operators) part of SIC 53.³1958 data limited to "employer" establishments.⁴Includes data for those kinds of business in SIC 59 (ex. 591) not covered in any of the lines below.

TABLE 4. CBD, City, SMSA—Sales Comparisons: 1958 and 1963

A. Minneapolis

SIC code	Kind of business	Percent change in sales			Percent distribution of sales					
		Central business district	City	Standard metropolitan statistical area	Central business district		City		Standard metropolitan statistical area	
					1963	1958	1963	1958	1963	1958
RETAIL STORES										
	Total ² -----	-9.6	0.7	20.5	100.0	100.0	100.0	100.0	100.0	100.0
52	Lumber, building materials, hardware, farm equipment dealers -----	-17.2	-35.8	-15.3	1.7	1.8	4.1	6.4	5.2	7.4
5251	Hardware stores -----	4.2	-0.5	-6.7	1.3	1.1	1.2	1.2	1.4	1.8
52 ex. 5251	Other -----	-50.1	-44.1	-18.1	0.4	0.7	2.9	5.2	3.8	5.6
53 part ¹	General merchandise group stores ^{1,2} -----	3.9	5.7	44.9	47.8	41.6	19.6	18.7	18.1	15.1
531	Department stores -----	(D)	9.1	53.2	44.6	(D)	17.6	16.3	15.6	12.3
533	Limited price variety stores -----	(D)	(D)	(D)	2.4	(D)	1.2	(D)	1.4	(D)
539	Miscellaneous general merchandise stores -----	(D)	(D)	(D)	0.8	(D)	0.8	(D)	1.1	(D)
54	Food stores -----	-48.3	-0.7	17.4	2.1	3.7	17.9	18.1	22.9	23.5
55 ex. 554	Automotive dealers -----	-21.1	12.2	26.8	5.6	6.4	19.4	17.4	17.0	16.2
55 pt. (554)	Gasoline service stations -----	-50.3	15.6	35.6	0.9	1.6	6.8	5.9	7.7	6.8
56	Apparel, accessory stores ¹ -----	-23.3	-17.3	1.4	12.7	15.0	6.0	7.3	5.1	6.0
561, 567	Men's, boys' apparel stores, custom tailors -----	-20.3	-10.7	-7.9	3.3	3.7	1.7	1.9	1.1	1.5
562-3, 568	Women's clothing, specialty stores -----	-19.6	-18.6	5.2	5.5	6.2	2.3	2.9	2.0	2.2
562	Women's ready-to-wear stores ³ -----	-27.7	-26.2	-3.9	4.5	5.7	1.9	2.6	1.6	2.0
565	Family clothing stores ³ -----	(D)	(D)	7.4	(D)	(D)	1.0	(D)	1.1	1.3
566	Shoe stores -----	-15.9	-2.8	5.4	1.8	1.9	0.9	0.9	0.8	0.9
564, 569	Other apparel, accessory stores -----	(D)	(D)	4.2	(D)	(D)	0.1	(D)	0.1	0.1
57	Furniture, home furnishings, equipment stores -----	-23.1	-9.4	4.2	6.8	8.1	5.7	6.3	4.7	5.4
5712	Furniture stores -----	-35.0	-13.9	-2.0	3.8	5.3	2.7	3.2	2.2	2.7
5713-15, 19	Other home furnishings stores -----	-52.0	9.7	30.9	0.3	0.5	1.0	0.9	0.9	0.8
572, 573	Household appliance, radio, television, music stores -----	10.4	-10.8	1.4	2.7	2.3	2.0	2.2	1.6	1.9
58	Eating, drinking places -----	-3.6	11.4	23.1	10.6	9.9	9.4	8.6	8.4	8.2
5812	Eating places -----	1.2	16.6	30.4	7.9	7.0	6.4	5.6	5.6	5.2
5813	Drinking places (alcoholic beverages) -----	-15.4	1.9	10.3	2.7	2.9	3.0	3.0	2.8	3.0
59 pt. (591)	Drug stores, proprietary stores -----	-13.5	-11.2	14.2	2.3	2.4	3.3	3.7	3.8	4.1
59 ex. 591	Other retail stores ⁴ -----	-9.1	3.7	16.7	9.5	9.5	7.8	7.6	7.1	7.3
592	Liquor stores -----	35.7	26.7	33.5	2.7	1.8	2.6	2.1	2.7	2.4
594	Book, stationery stores -----	-58.3	(D)	-13.8	0.5	1.0	0.3	(D)	0.2	0.2
595	Sporting goods stores, bicycle shops -----	28.7	5.0	23.1	0.4	0.3	0.3	0.3	0.3	0.3
597	Jewelry stores -----	-22.6	-24.1	-10.5	1.2	1.4	0.5	0.6	0.4	0.6
5992	Florists -----	-13.0	(NA)	3.9	0.2	0.2	0.6	(NA)	0.4	0.5
5996	Camera, photographic supply stores -----	-61.1	(NA)	24.5	0.2	0.6	0.4	(NA)	0.2	0.2
SELECTED SERVICES										
7011	Hotels, motels -----	29.8	25.9	25.5	(x)	(x)	(x)	(x)	(x)	(x)
783	Motion picture theaters -----	-6.4	-19.5	(D)	(x)	(x)	(x)	(x)	(x)	(x)

Standard Notes: - Represents zero. (D) Withheld to avoid disclosure. (NA) Not available. (X) Not applicable. (-) Minus sign before number denotes decrease.

¹1958 group totals for SIC 53 and 56 may include data for "nonemployer" establishments which could not be classified and tabulated by detailed kinds of business.

²Excludes nonstore retailers (i.e., mail order, direct selling, merchandise vending machine operators) part of SIC 53.

³1958 data limited to "employer" establishments.

⁴Includes data for those kinds of business in SIC 59 (ex. 591) not covered in any of the lines below.

TABLE 4. CBD, City, SMSA—Sales Comparisons: 1958 and 1963—Continued

B. St. Paul

SIC code	Kind of business	Percent change in sales			Percent distribution of sales					
		Central business district	City	Standard metropolitan statistical area	Central business district		City		Standard metropolitan statistical area	
					1963	1958	1963	1958	1963	1958
	RETAIL STORES									
	Total ² -----	-10.9	3.5	20.5	100.0	100.0	100.0	100.0	100.0	100.0
52	Lumber, building materials, hardware, farm equipment dealers -----	-49.6	-12.6	-15.3	0.4	0.7	3.2	3.8	5.2	7.4
5251	Hardware stores -----	(D)	-14.3	-6.7	(D)	0.3	0.8	0.9	1.4	1.8
52 ex. 5251	Other -----	(D)	-12.0	-18.1	(D)	0.4	2.4	2.9	3.8	5.6
53 part ²	General merchandise group stores ^{1,2} -----	-1.7	23.2	44.9	47.1	42.6	19.3	16.2	18.1	15.1
531	Department stores -----	(D)	29.2	53.2	41.5	(D)	16.9	13.6	15.6	12.3
533	Limited price variety stores -----	(D)	0.1	(D)	(D)	5.6	2.1	2.2	1.4	(D)
539	Miscellaneous general merchandise stores -----	(D)	-43.2	(D)	(D)	(D)	0.3	0.4	1.1	(D)
54	Food stores -----	-55.4	-11.3	17.4	2.1	4.2	20.9	24.4	22.9	23.5
55 ex. 554	Automotive dealers -----	31.9	20.0	26.8	8.9	6.0	20.2	17.5	17.0	16.2
55 pt. (554)	Gasoline service stations -----	-37.8	14.3	35.6	0.3	0.5	6.6	5.9	7.7	6.8
56	Apparel, accessory stores ¹ -----	-36.9	-16.5	1.4	11.7	16.5	4.8	6.0	5.1	6.0
561, 567	Men's, boys' apparel stores, custom tailors -----	-48.2	-34.5	-7.9	2.1	3.7	0.9	1.5	1.1	1.5
562-3, 568	Women's clothing, specialty stores -----	-34.0	-9.4	5.2	5.8	7.8	2.1	2.4	2.0	2.2
562	Women's ready-to-wear stores ³ -----	-36.2	-15.0	-3.9	5.2	7.3	1.8	2.2	1.6	2.0
565	Family clothing stores ³ -----	(D)	(D)	7.4	(D)	(D)	(D)	1.2	1.1	1.3
566	Shoe stores -----	-14.8	12.6	5.4	1.7	1.8	0.8	0.8	0.8	0.9
564, 569	Other apparel, accessory stores -----	(D)	(D)	4.2	(D)	(D)	(D)	0.1	0.1	0.1
57	Furniture, home furnishings, equipment stores -----	-31.7	-14.1	4.2	6.8	8.9	4.7	5.7	4.7	5.4
5712	Furniture stores -----	-43.4	-30.2	-2.0	3.7	5.8	1.9	2.9	2.2	2.7
5713-15, 19	Other home furnishings stores -----	-53.4	15.4	30.9	0.4	0.8	1.1	1.0	0.9	0.8
572, 573	Household appliance, radio, television, music stores -----	5.9	-5.1	1.4	2.7	2.3	1.7	1.8	1.6	1.9
58	Eating, drinking places -----	-4.4	1.1	23.1	7.9	7.4	8.9	9.0	8.4	8.2
5812	Eating places -----	-7.0	2.8	30.4	5.4	5.2	5.6	5.6	5.6	5.2
5813	Drinking places (alcoholic beverages) -----	1.7	-1.6	10.3	2.5	2.2	3.3	3.4	2.8	3.0
59 pt. (591)	Drug stores, proprietary stores -----	-6.9	0.3	14.2	3.1	2.9	4.2	4.4	3.8	4.1
59 ex. 591	Other retail stores ⁴ -----	1.5	3.9	16.7	11.7	10.3	7.2	7.1	7.1	7.3
592	Liquor stores -----	-27.9	-9.8	33.5	1.1	1.3	2.1	2.5	2.7	2.4
594	Book, stationery stores -----	(D)	(D)	-13.8	(D)	0.3	(D)	0.2	0.2	0.2
595	Sporting goods stores, bicycle shops -----	-56.1	-0.9	23.1	0.3	0.6	0.2	0.2	0.3	0.3
597	Jewelry stores -----	-12.8	(D)	-10.5	2.4	2.5	(D)	0.8	0.4	0.6
5992	Florists -----	(D)	-12.8	3.9	(D)	1.0	0.4	0.5	0.4	0.5
5996	Camera, photographic supply stores -----	56.6	(D)	24.5	0.8	0.5	0.2	(D)	0.2	0.2
	SELECTED SERVICES									
7011	Hotels, motels -----	-20.0	4.3	25.5	(x)	(x)	(x)	(x)	(x)	(x)
783	Motion picture theaters -----	-4.5	(D)	(D)	(x)	(x)	(x)	(x)	(x)	(x)

Standard Notes: - Represents zero. (D) Withheld to avoid disclosure. (NA) Not available. (X) Not applicable. (-) Minus sign before number denotes decrease.

¹1958 group totals for SIC 53 and 56 may include data for "nonemployer" establishments which could not be classified and tabulated by detailed kinds of business.

²Excludes nonstore retailers (i.e., mail order, direct selling, merchandise vending machine operators) part of SIC 53.

³1958 data limited to "employer" establishments.

⁴Includes data for those kinds of business in SIC 59 (ex. 591) not covered in any of the lines below.

TABLE 5. CBD Sales as Percent of City and SMSA Sales: 1963 and 1958

SIC code	Kind of business	Central business district sales as—							
		Percent of city sales		Percent of standard metropolitan statistical area sales		Percent of city sales		Percent of standard metropolitan statistical area sales	
		1963	1958	1963	1958	1963	1958	1963	1958
		MINNEAPOLIS				ST. PAUL			
	RETAIL STORES								
	Total ² -----	31.9	35.5	12.3	16.4	23.0	26.7	5.0	6.8
52	Lumber, building materials, hardware, farm equipment dealers -----	13.0	10.0	4.0	4.0	2.7	4.7	0.4	0.6
5251	Hardware stores -----	33.3	31.8	11.3	10.1	(D)	9.2	(D)	1.2
52 ex. 5251	Other -----	4.4	4.9	1.3	2.1	(D)	3.2	(D)	0.4
53 part ¹	General merchandise group stores ^{1,2} -----	77.7	79.0	32.5	45.3	56.1	70.3	13.0	19.1
531	Department stores -----	80.6	(D)	35.1	(D)	56.5	(D)	13.3	(D)
533	Limited price variety stores -----	67.1	(D)	21.0	(D)	(D)	68.1	(D)	(D)
539	Miscellaneous general merchandise stores -----	30.8	(D)	9.2	(D)	(D)	(D)	(D)	(D)
54	Food stores -----	3.8	7.3	1.1	2.6	2.3	4.6	0.5	1.2
55 ex. 554	Automotive dealers -----	9.1	13.0	4.0	6.5	10.2	9.2	2.6	2.5
55 pt. (554)	Gasoline service stations -----	4.2	9.7	1.4	3.9	1.2	2.2	0.2	0.5
56	Apparel, accessory stores ¹ -----	67.6	72.8	31.0	41.0	56.0	74.1	11.6	18.6
561, 567	Men's, boys' apparel stores, custom tailors -----	62.4	70.0	36.4	42.1	52.5	66.4	9.6	17.1
562-3, 568	Women's clothing, specialty stores -----	75.2	76.2	34.6	45.3	62.4	85.7	14.7	23.4
562	Women's ready-to-wear stores ³ -----	75.8	77.2	34.9	46.3	66.0	87.9	16.2	24.4
565	Family clothing stores ³ -----	(D)	(D)	(D)	(D)	(D)	(D)	(D)	(D)
566	Shoe stores -----	63.7	73.6	29.2	36.6	46.6	61.5	11.3	14.0
564, 569	Other apparel, accessory stores -----	(D)	(D)	(D)	(D)	(D)	(D)	(D)	(D)
57	Furniture, home furnishings, equipment stores -----	38.5	45.4	18.1	24.6	32.9	41.4	7.2	11.1
5712	Furniture stores -----	44.6	59.1	21.4	32.3	43.9	54.1	8.5	14.6
5713-15, 19	Other home furnishings stores -----	8.5	19.3	3.6	9.9	8.2	20.2	2.2	6.2
572, 573	Household appliance, radio, television, music stores -----	45.2	36.5	21.9	20.1	36.8	32.9	8.5	8.1
58	Eating, drinking places -----	35.6	41.2	15.5	19.8	20.6	21.8	4.7	6.1
5812	Eating places -----	39.0	44.9	17.2	22.1	22.5	24.8	4.8	6.7
5813	Drinking places (alcoholic beverages) -----	28.5	34.3	12.1	15.8	17.5	16.9	4.5	4.9
59 pt. (591)	Drug stores, proprietary stores -----	22.2	22.8	7.3	9.6	16.7	18.0	4.0	4.9
59 ex. 591	Other retail stores ⁴ -----	38.9	44.4	16.5	21.2	37.7	38.6	8.2	9.5
592	Liquor stores -----	32.5	30.3	12.4	12.2	11.4	14.2	2.0	3.6
594	Book, stationery stores -----	48.1	(D)	35.6	73.4	(D)	43.0	(D)	8.4
595	Sporting goods stores, bicycle shops -----	42.8	34.9	19.1	18.2	28.5	64.3	5.0	13.9
597	Jewelry stores -----	81.0	79.4	34.5	39.9	(D)	82.9	28.0	28.7
5992	Florists -----	11.2	(NA)	6.7	8.0	(D)	53.9	(D)	14.9
5996	Camera, photographic supply stores -----	20.8	(NA)	12.9	41.3	100.0	(D)	16.9	13.4
	SELECTED SERVICES								
7011	Hotels, motels -----	76.8	74.5	55.1	53.2	61.0	79.6	9.2	14.5
783	Motion picture theaters -----	79.2	68.0	38.0	(D)	(D)	63.1	12.1	(D)

Standard Notes: - Represents zero. (D) Withheld to avoid disclosure. (NA) Not available.

¹1958 group totals for SIC 53 and 56 may include data for "nonemployer" establishments which could not be classified and tabulated by detailed kinds of business.²Excludes nonstore retailers (i.e., mail order, direct selling, merchandise vending machine operators) part of SIC 53.³1958 data limited to "employer" establishments.⁴Includes data for those kinds of business in SIC 59 (ex. 591) not covered in any of the lines below.

TABLE 6. Other Major Retail Centers in the SMSA: 1963

MRC No. 1. Includes the planned center known as "Knollwood Plaza" and establishments on State Hwy. 7 from Texas Ave. to Minnehaha Creek and on Texas Ave. from State Hwy. 7 to 36th St. (St. Louis Park city, Hennepin County)

SIC code	Kind of business	Total	SIC code	Kind of business	Number of establishments
	Retail stores, total: Number ----- Sales ----- \$1,000 -----	35 26 144	55 ex. 554	Automotive Dealers -----	-
54, 58, 591	Convenience goods stores: Number ----- Sales ----- \$1,000 -----	9 7 781	55 pt. (554)	Gasoline service stations -----	-
53 part, 56, 57	Shopping goods stores: Number ----- Sales ----- \$1,000 -----	16 17 426	56	Apparel, accessory stores -----	11
52, 55, 59 ex. 591	All other stores: Number ----- Sales ----- \$1,000 -----	10 937	561, 567 562-3, 568 562 565 566 564, 569	Men's, boys' apparel stores, custom tailors ----- Women's clothing, specialty stores ----- Women's ready-to-wear stores ----- Family clothing stores ----- Shoe stores ----- Other apparel, accessory stores -----	2 3 3 2 3 1
	Retail stores, total -----	35	57	Furniture, home furnishings, equipment stores -----	1
52	Lumber, building materials, hardware, farm equipment dealers -----	2	5712	Furniture stores -----	-
5251	Hardware stores -----	1	5713-15, 19	Other home furnishings stores -----	-
52 ex. 5251	Other -----	1	572, 573	Household appliance, radio, television, music stores -----	1
53 part	General merchandise group stores -----	4	58	Eating, drinking places -----	3
531	Department stores -----	2	5812	Eating places -----	3
533	Limited price variety stores -----	1	5813	Drinking places (alcoholic beverages) -----	-
539	Miscellaneous general merchandise stores -----	1	59 pt. (591)	Drug stores, proprietary stores -----	1
54	Food stores -----	5	59 ex. 591	Other retail stores -----	8
			592	Liquor stores -----	1
			594	Book, stationery stores -----	1
			595	Sporting goods stores, bicycle shops -----	-
			597	Jewelry stores -----	1
			5992	Florists -----	-
			5996	Camera, photographic supply stores -----	1

MRC No. 2. Includes the planned center known as "Richfield Hub Shopping Center" and establishments on 66th St. from Pillsbury Ave. to First Ave. S.; and on Nicollet Ave. from 64th St. to 66th St. (Richfield village, Hennepin County)

SIC code	Kind of business	Total	SIC code	Kind of business	Number of establishments
	Retail stores, total: Number ----- Sales ----- \$1,000 -----	46 10 793	55 ex. 554	Automotive dealers -----	1
54, 58, 591	Convenience goods stores: Number ----- Sales ----- \$1,000 -----	13 4 037	55 pt. (554)	Gasoline service stations -----	3
53 part, 56, 57	Shopping goods stores: Number ----- Sales ----- \$1,000 -----	16 4 822	56	Apparel, accessory stores -----	8
52, 55, 59 ex. 591	All other stores: Number ----- Sales ----- \$1,000 -----	17 1 934	561, 567 562-3, 568 562 565 566 564, 569	Men's, boys' apparel stores, custom tailors ----- Women's clothing, specialty stores ----- Women's ready-to-wear stores ----- Family clothing stores ----- Shoe stores ----- Other apparel, accessory stores -----	- 4 3 2 1 1
	Retail stores, total -----	46	57	Furniture, home furnishings, equipment stores -----	6
52	Lumber, building materials, hardware, farm equipment dealers -----	4	5712	Furniture stores -----	1
5251	Hardware stores -----	2	5713-15, 19	Other home furnishings stores -----	-
52 ex. 5251	Other -----	2	572, 573	Household appliance, radio, television, music stores -----	5
53 part	General merchandise group stores -----	2	58	Eating, drinking places -----	3
531	Department stores -----	1	5812	Eating places -----	3
533	Limited price variety stores -----	1	5813	Drinking places (alcoholic beverages) -----	-
539	Miscellaneous general merchandise stores -----	-	59 pt. (591)	Drug stores, proprietary stores -----	2
54	Food stores -----	8	59 ex. 591	Other retail stores -----	9
			592	Liquor stores -----	-
			594	Book, stationery stores -----	1
			595	Sporting goods stores, bicycle shops -----	-
			597	Jewelry stores -----	2
			5992	Florists -----	-
			5996	Camera, photographic supply stores -----	1

Standard Notes: - Represents zero. (D) Withheld to avoid disclosure. (NA) Not available.

TABLE 6. Other Major Retail Centers in the SMSA: 1963—Continued

MRC No. 4. Includes the establishments on East Lake St. from Cedar St. to Park Ave., on Bloomington and Chicago Aves. from C.M. St. P. & P. R.R., to E. 31st St.; and on Cedar Ave. from E. Lake St. to E. 31st St. (Minneapolis)

SIC code	Kind of business	Total	SIC code	Kind of business	Number of establishments
	Retail stores, total:				
	Number -----	95	55 ex. 554	Automotive Dealers -----	11
	Sales ----- \$1,000 --	48 923	55 pt. (554)	Gasoline service stations -----	3
54, 58, 591	Convenience goods stores:		56	Apparel, accessory stores -----	12
	Number -----	34	561, 567	Men's, boys' apparel stores, custom tailors -----	2
	Sales ----- \$1,000 --	6 440	562-3, 568	Women's clothing, specialty stores -----	5
53 part, 56, 57	Shopping goods stores:		562	Women's ready-to-wear stores -----	4
	Number -----	31	565	Family clothing stores -----	1
	Sales ----- \$1,000 --	27 139	566	Shoe stores -----	3
52, 55, 59 ex. 591	All other stores:		564, 569	Other apparel, accessory stores -----	1
	Number -----	30	57	Furniture, home furnishings, equipment stores -----	16
	Sales ----- \$1,000 --	15 344	5712	Furniture stores -----	9
		Number of establishments	5713-15, 19	Other home furnishings stores -----	2
			572, 573	Household appliance, radio, television, music stores -----	5
	Retail stores, total -----	95	58	Eating, drinking places -----	20
52	Lumber, building materials, hardware, farm equipment dealers -----	5	5812	Eating places -----	13
5251	Hardware stores -----	2	5813	Drinking places (alcoholic beverages) -----	7
52 ex. 5251	Other -----	3	59 pt. (591)	Drug stores, proprietary stores -----	3
53 part	General merchandise group stores -----	3	59 ex. 591	Other retail stores -----	11
531	Department stores -----	1	592	Liquor stores -----	-
533	Limited price variety stores -----	-	594	Book, stationery stores -----	1
539	Miscellaneous general merchandise stores -----	2	595	Sporting goods stores, bicycle shops -----	2
			597	Jewelry stores -----	1
			5992	Florists -----	1
54	Food stores -----	11	5996	Camera, photographic supply stores -----	1

MRC No. 5 Includes the planned center known as "Southdale Center" and establishments on France Ave. No 6545 to W. 69th St.; and on W. 66th St. and W. 69th St. from Xerxes Ave. to France Ave. (Edina village, Hennepin County)

SIC code	Kind of business	Total	SIC code	Kind of business	Number of establishments
	Retail stores, total:				
	Number -----	67	55 ex. 554	Automotive dealers -----	1
	Sales ----- \$1,000 --	48 271	55 pt. (554)	Gasoline service stations -----	4
54, 58, 591	Convenience goods stores:		56	Apparel, accessory stores -----	20
	Number -----	13	561, 567	Men's, boys' apparel stores, custom tailors -----	2
	Sales ----- \$1,000 --	4 943	562-3, 568	Women's clothing, specialty stores -----	9
53 part, 56, 57	Shopping goods stores:		562	Women's ready-to-wear stores -----	6
	Number -----	30	565	Family clothing stores -----	1
	Sales ----- \$1,000 --	40 588	566	Shoe stores -----	6
52, 55, 59 ex. 591	All other stores:		564, 569	Other apparel, accessory stores -----	2
	Number -----	24	57	Furniture, home furnishings, equipment stores -----	6
	Sales ----- \$1,000 --	2 740	5712	Furniture stores -----	2
		Number of establishments	5713-15, 19	Other home furnishings stores -----	1
			572, 573	Household appliance, radio, television, music stores -----	3
	Retail stores, total -----	67	58	Eating, drinking places -----	7
52	Lumber, building materials, hardware, farm equipment dealers -----	2	5812	Eating places -----	7
5251	Hardware stores -----	2	5813	Drinking places (alcoholic beverages) -----	-
52 ex. 5251	Other -----	2	59 pt. (591)	Drug stores, proprietary stores -----	2
53 part	General merchandise group stores -----	4	59 ex. 591	Other retail stores -----	17
531	Department stores -----	2	592	Liquor stores -----	1
533	Limited price variety stores -----	1	594	Book, stationery stores -----	2
539	Miscellaneous general merchandise stores -----	1	595	Sporting goods stores, bicycle shops -----	1
			597	Jewelry stores -----	1
			5992	Florists -----	4
54	Food stores -----	4	5996	Camera, photographic supply stores -----	1

Note: To facilitate comparison with 1958 data, the numbers assigned to MRC's are the same as those used in the reports of the 1958 census. For this reason, MRC. No. 3 is not used in this report.

Standard Notes: -- Represents zero. (D) Withheld to avoid disclosure. (NA) Not available.

TABLE 6. Other Major Retail Centers in the SMSA: 1963—Continued

MRC No. 6 Includes the planned center known as "Southtown Center" and establishments on Penn Ave. S. from W. 78th St. to W. 80th St.; in the 1900 - 2200 blocks of W. 78th St., and on W. 79th St. from S. Penn Ave. to Sheridan Ave. (Bloomington village, Hennepin County)

SIC code	Kind of business	Total	SIC code	Kind of business	Number of establishments
	Retail stores, total:				
	Number -----	37	55 ex. 554	Automotive Dealers -----	3
	Sales ----- \$1,000--	23 656	55 pt. (554)	Gasoline service stations -----	3
54, 58, 591	Convenience goods stores:		56	Apparel, accessory stores -----	5
	Number -----	12	561, 567	Men's, boys' apparel stores, custom tailors -----	-
	Sales ----- \$1,000--	3 817	562-3, 568	Women's clothing, specialty stores -----	1
53 part, 56, 57	Shopping goods stores:		562	Women's ready-to-wear stores -----	1
	Number -----	12	565	Family clothing stores -----	1
	Sales ----- \$1,000--	11 559	566	Shoe stores -----	2
52, 55, 59 ex. 591	All other stores:		564, 569	Other apparel, accessory stores -----	1
	Number -----	13	57	Furniture, home furnishings, equipment stores -----	3
	Sales ----- \$1,000--	8 280	5712	Furniture stores -----	1
		Number of establishments	5713-15, 19	Other home furnishings stores -----	-
			572, 573	Household appliance, radio, television, music stores -----	2
	Retail stores, total -----	37	58	Eating, drinking places -----	7
52	Lumber, building materials, hardware, farm equipment dealers -----	4	5812	Eating places -----	6
5251	Hardware stores -----	3	5813	Drinking places (alcoholic beverages) -----	1
52 ex. 5251	Other -----	1	59 pt. (591)	Drug stores, proprietary stores -----	2
53 part	General merchandise group stores -----	4	59 ex. 591	Other retail stores -----	3
531	Department stores -----	1	592	Liquor stores -----	-
533	Limited price variety stores -----	2	594	Book, stationery stores -----	-
539	Miscellaneous general merchandise stores -----	1	595	Sporting goods stores, bicycle shops -----	-
			597	Jewelry stores -----	1
54	Food stores -----	3	5992	Florists -----	-
			5996	Camera, photographic supply stores -----	-

MRC No. 7. Includes the planned center known as "Crystal Shopping Center" and establishments on West Broadway from 54th Ave., N. to 56th Ave. N. (Bass Lake Rd.) and on 56th Ave. N. (Bass Lake Rd.) from Douglas Dr. to end of 6900 block. (Crystal village, Hennepin Co.)

SIC code	Kind of business	Total	SIC code	Kind of business	Number of establishments
	Retail stores, total:				
	Number -----	50	55 ex. 554	Automotive dealers -----	-
	Sales ----- \$1,000--	17 426	55 pt. (554)	Gasoline service stations -----	6
54, 58, 591	Convenience goods stores:		56	Apparel, accessory stores -----	7
	Number -----	19	561, 567	Men's, boys' apparel stores, custom tailors -----	1
	Sales ----- \$1,000--	8 949	562-3, 568	Women's clothing, specialty stores -----	2
53 part, 56, 57	Shopping goods stores:		562	Women's ready-to-wear stores -----	2
	Number -----	15	565	Family clothing stores -----	-
	Sales ----- \$1,000--	6 606	566	Shoe stores -----	3
52, 55, 59 ex. 591	All other stores:		564, 569	Other apparel, accessory stores -----	1
	Number -----	16	57	Furniture, home furnishings, equipment stores -----	4
	Sales ----- \$1,000--	1 871	5712	Furniture stores -----	3
		Number of establishments	5713-15, 19	Other home furnishings stores -----	-
			572, 573	Household appliance, radio, television, music stores -----	1
	Retail stores, total -----	50	58	Eating, drinking places -----	9
52	Lumber, building materials, hardware, farm equipment dealers -----	5	5812	Eating places -----	9
5251	Hardware stores -----	2	5813	Drinking places (alcoholic beverages) -----	-
52 ex. 5251	Other -----	3	59 pt. (591)	Drug stores, proprietary stores -----	2
53 part	General merchandise group stores -----	4	59 ex. 591	Other retail stores -----	5
531	Department stores -----	1	592	Liquor stores -----	2
533	Limited price variety stores -----	1	594	Book, stationery stores -----	-
539	Miscellaneous general merchandise stores -----	2	595	Sporting goods stores, bicycle shops -----	-
			597	Jewelry stores -----	1
54	Food stores -----	8	5992	Florists -----	-
			5996	Camera, photographic supply stores -----	-

Standard Notes: - Represents zero. (D) Withheld to avoid disclosure. (NA) Not available.

TABLE 6. Other Major Retail Centers in the SMSA: 1963—Continued

MRC No. 8. Includes the planned center known as "Brookdale Center" at the intersection of State Hwys. 100 and 152 (Brooklyn Center village, Hennepin County)

SIC code	Kind of business	Total	SIC code	Kind of business	Number of establishments
	Retail stores, total:				
	Number -----	25	55 ex. 554	Automotive Dealers -----	-
	Sales ----- \$1,000	21 016	55 pt. (554)	Gasoline service stations -----	1
54, 58, 591	Convenience goods stores:		56	Apparel, accessory stores -----	6
	Number -----	8	561, 567	Men's, boys' apparel stores, custom tailors -----	-
	Sales ----- \$1,000	4 100	562-3, 568	Women's clothing, specialty stores -----	2
53 part, 56, 57	Shopping goods stores:		562	Women's ready-to-wear stores -----	2
	Number -----	11	565	Family clothing stores -----	1
	Sales ----- \$1,000	16 287	566	Shoe stores -----	2
52, 55, 59 ex. 591	All other stores:		564, 569	Other apparel, accessory stores -----	1
	Number -----	6	57	Furniture, home furnishings, equipment stores -----	2
	Sales ----- \$1,000	629	5712	Furniture stores -----	-
		Number of establishments	5713-15, 19	Other home furnishings stores -----	-
	Retail stores, total -----	25	572, 573	Household appliance, radio, television, music stores -----	2
52	Lumber, building materials, hardware, farm equipment dealers -----	-	58	Eating, drinking places -----	2
5251	Hardware stores -----	-	5812	Eating places -----	2
52 ex. 5251	Other -----	-	5813	Drinking places (alcoholic beverages) -----	-
			59 pt. (591)	Drug stores, proprietary stores -----	2
53 part	General merchandise group stores -----	3	59 ex. 591	Other retail stores -----	5
531	Department stores -----	2	592	Liquor stores -----	1
533	Limited price variety stores -----	1	594	Book, stationery stores -----	1
539	Miscellaneous general merchandise stores -----	-	595	Sporting goods stores, bicycle shops -----	-
			597	Jewelry stores -----	-
54	Food stores -----	4	5992	Florists -----	-
			5996	Camera, photographic supply stores -----	1

MRC No. 9.¹ Includes the planned center known as "Apache Plaza Shopping Center" in the area bounded by Silver Ln., Silver Lake Rd., 37th Ave. N.E., and Stinson Blvd. (St. Anthony village, Ramsey County)

SIC code	Kind of business	Total	SIC code	Kind of business	Number of establishments
	Retail stores, total:				
	Number -----	48	55 ex. 554	Automotive Dealers -----	1
	Sales ----- \$1,000	17 211	55 pt. (554)	Gasoline service stations -----	2
54, 58, 591	Convenience goods stores:		56	Apparel, accessory stores -----	14
	Number -----	9	561, 567	Men's, boys' apparel stores, custom tailors -----	-
	Sales ----- \$1,000	2 982	562-3, 568	Women's clothing, specialty stores -----	9
53 part, 56, 57	Shopping goods stores:		562	Women's ready-to-wear stores -----	4
	Number -----	23	565	Family clothing stores -----	2
	Sales ----- \$1,000	11 754	566	Shoe stores -----	2
52, 55, 59 ex. 591	All other stores:		564, 569	Other apparel, accessory stores -----	1
	Number -----	16	57	Furniture, home furnishings, equipment stores -----	3
	Sales ----- \$1,000	2 475	5712	Furniture stores -----	-
		Number of establishments	5713-15, 19	Other home furnishings stores -----	-
	Retail stores, total -----	48	572, 573	Household appliance, radio, television, music stores -----	3
52	Lumber, building materials, hardware, farm equipment dealers -----	2	58	Eating, drinking places -----	4
5251	Hardware stores -----	1	5812	Eating places -----	2
52 ex. 5251	Other -----	1	5813	Drinking places (alcoholic beverages) -----	2
			59 pt. (591)	Drug stores, proprietary stores -----	1
53 part	General merchandise group stores -----	6	59 ex. 591	Other retail stores -----	11
531	Department stores -----	3	592	Liquor stores -----	1
533	Limited price variety stores -----	3	594	Book, stationery stores -----	1
539	Miscellaneous general merchandise stores -----	-	595	Sporting goods stores, bicycle shops -----	-
			597	Jewelry stores -----	-
54	Food stores -----	4	5992	Florists -----	-
			5996	Camera, photographic supply stores -----	1

Note: Apache Plaza is located in that part of St. Anthony village in Ramsey County; however, in the 1963 telephone directory it uses Minneapolis as the mail address. The addresses on Stinson Blvd. are odd numbered in the 3700-4000 blocks possibly; on Silver Lake Rd. the house numbers are even in the 3700-4100 blocks possibly.

Standard Notes: - Represents zero. (D) Withheld to avoid disclosure. (NA) Not available.

¹Not previously published.

TABLE 6. Other Major Retail Centers in the SMSA: 1963—Continued

MRC No. 10.¹ Includes the planned centers known as "Har-Mar Mall" and "Koseville Plaza" and establishments on W. County Rd. B from Pascal St. to Fry St. and on N. Snelling Ave. from Transit Ave. to Ridgewood Ln. (Roseville village, Ramsey Co.)

SIC code	Kind of business	Total	SIC code	Kind of business	Number of establishments
	Retail stores, total:				
	Number -----	44	55 ex. 554	Automotive dealers -----	1
	Sales ----- \$1,000--	17 163	55 pt. (554)	Gasoline service stations -----	4
54, 58, 591	Convenience goods stores:		56	Apparel, accessory stores -----	14
	Number -----	9	561, 567	Men's, boys' apparel stores, custom tailors -----	3
	Sales ----- \$1,000--	7 305	562-3, 568	Women's clothing, specialty stores -----	8
53 part, 56, 57	Shopping goods stores:		562	Women's ready-to-wear stores -----	6
	Number -----	23	565	Family clothing stores -----	1
	Sales ----- \$1,000--	8 889	566	Shoe stores -----	2
52, 55, 59 ex. 591	All other stores:		564, 569	Other apparel, accessory stores -----	-
	Number -----	12	57	Furniture, home furnishings, equipment stores -----	4
	Sales ----- \$1,000--	969	5712	Furniture stores -----	1
		Number of establishments	5713-15, 19	Other home furnishings stores -----	1
	Retail stores, total -----	44	572, 573	Household appliance, radio, television, music stores -----	2
52	Lumber, building materials, hardware, farm equipment dealers -----	1	58	Eating, drinking places -----	5
5251	Hardware stores -----	1	5812	Eating places -----	5
52 ex. 5251	Other -----	-	5813	Drinking places (alcoholic beverages) -----	-
53 part	General merchandise group stores -----	5	59 pt. (591)	Drug stores, proprietary stores -----	1
531	Department stores -----	2	59 ex. 591	Other retail stores -----	6
533	Limited price variety stores -----	1	592	Liquor stores -----	2
539	Miscellaneous general merchandise stores -----	2	594	Book, stationery stores -----	-
			595	Sporting goods stores, bicycle shops -----	-
			597	Jewelry stores -----	1
54	Food stores -----	3	5992	Florists -----	1
			5996	Camera, photographic supply stores -----	-

MRC No. 11. Includes the planned centers known as "Roseville Center" and "Lexington Plaza", and establishments on north side of W. Larpenteur Ave. from N. Lexington Ave. to Hamline Ave.; and on N. Lexington Ave. from Larpenteur Ave. to Garden Ave. (Roseville, Ramsey County)

SIC code	Kind of business	Total	SIC code	Kind of business	Number of establishments
	Retail stores, total:				
	Number -----	33	55 ex. 554	Automotive dealers -----	-
	Sales ----- \$1,000--	11 110	55 pt. (554)	Gasoline service stations -----	4
54, 58, 591	Convenience goods stores:		56	Apparel, accessory stores -----	5
	Number -----	12	561, 567	Men's, boys' apparel stores, custom tailors -----	1
	Sales ----- \$1,000--	6 062	562-3, 568	Women's clothing, specialty stores -----	1
53 part, 56, 57	Shopping goods stores:		562	Women's ready-to-wear stores -----	-
	Number -----	13	565	Family clothing stores -----	-
	Sales ----- \$1,000--	3 609	566	Shoe stores -----	2
52, 55, 59 ex. 591	All other stores:		564, 569	Other apparel, accessory stores -----	1
	Number -----	8	57	Furniture, home furnishings, equipment stores -----	6
	Sales ----- \$1,000--	1 439	5712	Furniture stores -----	1
		Number of establishments	5713-15, 19	Other home furnishings stores -----	2
	Retail stores, total -----	33	572, 573	Household appliance, radio, television, music stores -----	3
52	Lumber, building materials, hardware, farm equipment dealers -----	1	58	Eating, drinking places -----	4
5251	Hardware stores -----	1	5812	Eating places -----	4
52 ex. 5251	Other -----	(D)	5813	Drinking places (alcoholic beverages) -----	-
53 part	General merchandise group stores -----	2	59 pt. (591)	Drug stores, proprietary stores -----	2
531	Department stores -----	1	59 ex. 591	Other retail stores -----	3
533	Limited price variety stores -----	1	592	Liquor stores -----	1
539	Miscellaneous general merchandise stores -----	-	594	Book, stationery stores -----	-
			595	Sporting goods stores, bicycle shops -----	-
			597	Jewelry stores -----	-
54	Food stores -----	6	5992	Florists -----	1
			5996	Camera, photographic supply stores -----	-

*Numbers are odd and even unless otherwise indicated.

Standard Notes: -- Represents zero. (D) Withheld to avoid disclosure. (NA) Not available.

¹Not previously published.

TABLE 6. Other Major Retail Centers in the SMSA: 1963—Continued

MRC No. 12. Includes the planned center known as "Midway Center" and establishments on University Ave. from Hamline Ave. to Aldine Ave., and on N. Snelling Ave. from St. Anthony Ave. to Edmund Ave. (St. Paul city, Ramsey County)

SIC code	Kind of business	Total	SIC code	Kind of business	Number of establishments
	Retail stores, total:				
	Number -----	88	55 ex. 554	Automotive Dealers -----	10
	Sales ----- \$1,000--	59 322	55 pt. (554)	Gasoline service stations -----	3
54, 58, 591	Convenience goods stores:		56	Apparel, accessory stores -----	17
	Number -----	29	561, 567	Men's, boys' apparel stores, custom tailors -----	2
	Sales ----- \$1,000--	8 423	562-3, 568	Women's clothing, specialty stores -----	8
53 part, 56, 57	Shopping goods stores:		562	Women's ready-to-wear stores -----	5
	Number -----	30	565	Family clothing stores -----	-
	Sales ----- \$1,000--	27 464	566	Shoe stores -----	5
52, 55, 59 ex. 591	All other stores:		564, 569	Other apparel, accessory stores -----	2
	Number -----	29	57	Furniture, home furnishings, equipment stores -----	10
	Sales ----- \$1,000--	23 435	5712	Furniture stores -----	2
		Number of establishments	5713-15, 19	Other home furnishings stores -----	2
			572, 573	Household appliance, radio, television, music stores -----	6
	Retail stores, total -----	88	58	Eating, drinking places -----	20
52	Lumber, building materials, hardware, farm equipment dealers -----	6	5812	Eating places -----	14
5251	Hardware stores -----	1	5813	Drinking places (alcoholic beverages) -----	6
52 ex. 5251	Other -----	5	59 pt. (591)	Drug stores, proprietary stores -----	3
53 part	General merchandise group stores -----	3	59 ex. 591	Other retail stores -----	10
531	Department stores -----	1	592	Liquor stores -----	2
533	Limited price variety stores -----	2	594	Book, stationery stores -----	1
539	Miscellaneous general merchandise stores -----	-	595	Sporting goods stores, bicycle shops -----	1
			597	Jewelry stores -----	2
54	Food stores -----	6	5992	Florists -----	1
			5996	Camera, photographic supply stores -----	-

MRC No. 13. Includes establishments on Ford Pkwy. from Kenneth St. to Cretin Ave., and on S. Cleveland Ave. from Eleanor Ave. to Hillcrest Ave. (St. Paul city, Ramsey County)

SIC code	Kind of business	Total	SIC code	Kind of business	Number of establishments
	Retail stores, total:				
	Number -----	51	55 ex. 554	Automotive dealers -----	1
	Sales ----- \$1,000--	16 782	55 pt. (554)	Gasoline service stations -----	8
54, 58, 591	Convenience goods stores:		56	Apparel, accessory stores -----	7
	Number -----	21	561, 567	Men's, boys' apparel stores, custom tailors -----	1
	Sales ----- \$1,000--	7 762	562-3, 568	Women's clothing, specialty stores -----	4
53 part, 56, 57	Shopping goods stores:		562	Women's ready-to-wear stores -----	3
	Number -----	11	565	Family clothing stores -----	1
	Sales ----- \$1,000--	7 115	566	Shoe stores -----	1
52, 55, 59 ex. 591	All other stores:		564, 569	Other apparel, accessory stores -----	-
	Number -----	19	57	Furniture, home furnishings, equipment stores -----	1
	Sales ----- \$1,000--	1 905	5712	Furniture stores -----	1
		Number of establishments	5713-15, 19	Other home furnishings stores -----	-
			572, 573	Household appliance, radio, television, music stores -----	-
	Retail stores, total -----	51	58	Eating, drinking places -----	6
52	Lumber, building materials, hardware, farm equipment dealers -----	2	5812	Eating places -----	6
5251	Hardware stores -----	1	5813	Drinking places (alcoholic beverages) -----	-
52 ex. 5251	Other -----	1	59 pt. (591)	Drug stores, proprietary stores -----	3
53 part	General merchandise group stores -----	3	59 ex. 591	Other retail stores -----	8
531	Department stores -----	2	592	Liquor stores -----	2
533	Limited price variety stores -----	1	594	Book, stationery stores -----	-
539	Miscellaneous general merchandise stores -----	-	595	Sporting goods stores, bicycle shops -----	-
			597	Jewelry stores -----	3
54	Food stores -----	12	5992	Florists -----	1
			5996	Camera, photographic supply stores -----	-

Standard Notes: - Represents zero. (D) Withheld to avoid disclosure. (NA) Not available.

TABLE 6. Other Major Retail Centers in the SMSA: 1963—Continued

MRC No. 14. Includes the planned center known as "Signal Hills Shopping Center" at the intersection of S. Robert and E. Orme Sts., and establishments on S. Robert St. from E. Orme St. to Logan Ave.; and in the unit block of E. Moreland Ave. (West St. Paul city, Dakota County)

SIC code	Kind of business	Total	SIC code	Kind of business	Number of establishments
	Retail stores, total:				
	Number -----	37	55 ex. 554	Automotive Dealers -----	1
	Sales ----- \$1,000	12 040	55 pt. (554)	Gasoline service stations -----	4
54, 58, 591	Convenience goods stores:		56	Apparel, accessory stores -----	6
	Number -----	10	561, 567	Men's, boys' apparel stores, custom tailors -----	1
	Sales ----- \$1,000	5 201	562-3, 568	Women's clothing, specialty stores -----	2
53 part, 56, 57	Shopping goods stores:		562	Women's ready-to-wear stores -----	1
	Number -----	11	565	Family clothing stores -----	1
	Sales ----- \$1,000	4 994	566	Shoe stores -----	1
52, 55, 59 ex. 591	All other stores:		564, 569	Other apparel, accessory stores -----	1
	Number -----	16	57	Furniture, home furnishings, equipment stores -----	1
	Sales ----- \$1,000	1 845	5712	Furniture stores -----	-
		Number of establishments	5713-15, 19	Other home furnishings stores -----	-
			572, 573	Household appliance, radio, television, music stores -----	1
	Retail stores, total -----	37	58	Eating, drinking places -----	4
52	Lumber, building materials, hardware, farm equipment dealers -----	3	5812	Eating places -----	4
5251	Hardware stores -----	2	5813	Drinking places (alcoholic beverages) -----	-
52 ex. 5251	Other -----	1	59 pt. (591)	Drug stores, proprietary stores -----	-
53 part	General merchandise group stores -----	4	59 ex. 591	Other retail stores -----	8
531	Department stores -----	1	592	Liquor stores -----	1
533	Limited price variety stores -----	1	594	Book, stationery stores -----	-
539	Miscellaneous general merchandise stores -----	2	595	Sporting goods stores, bicycle shops -----	-
			597	Jewelry stores -----	1
54	Food stores -----	6	5992	Florists -----	-
			5996	Camera, photographic supply stores -----	1

MRC No. 15.¹ Includes the planned center known as "Sun Ray Shopping Center" and establishments on Hudson Rd. from Ruth St. to McKnight Rd. (St. Paul city, Ramsey County)

SIC code	Kind of business	Total	SIC code	Kind of business	Number of establishments
	Retail stores, total:				
	Number -----	18	55 ex. 554	Automotive Dealers -----	-
	Sales ----- \$1,000	9 086	55 pt. (554)	Gasoline service stations -----	1
54, 58, 591	Convenience goods stores:		56	Apparel, accessory stores -----	4
	Number -----	8	561, 567	Men's, boys' apparel stores, custom tailors -----	-
	Sales ----- \$1,000	5 809	562-3, 568	Women's clothing, specialty stores -----	1
53 part, 56, 57	Shopping goods stores:		562	Women's ready-to-wear stores -----	1
	Number -----	6	565	Family clothing stores -----	1
	Sales ----- \$1,000	2 310	566	Shoe stores -----	1
52, 55, 59 ex. 591	All other stores:		564, 569	Other apparel, accessory stores -----	1
	Number -----	4	57	Furniture, home furnishings, equipment stores -----	-
	Sales ----- \$1,000	967	5712	Furniture stores -----	-
		Number of establishments	5713-15, 19	Other home furnishings stores -----	-
			572, 573	Household appliance, radio, television, music stores -----	-
	Retail stores, total -----		58	Eating, drinking places -----	3
52	Lumber, building materials, hardware, farm equipment dealers -----	2	5812	Eating places -----	2
5251	Hardware stores -----	1	5813	Drinking places (alcoholic beverages) -----	1
52 ex. 5251	Other -----	1	59 pt. (591)	Drug stores, proprietary stores -----	1
53 part	General merchandise group stores -----	2	59 ex. 591	Other retail stores -----	1
531	Department stores -----	1	592	Liquor stores -----	1
533	Limited price variety stores -----	1	594	Book, stationery stores -----	-
539	Miscellaneous general merchandise stores -----	-	595	Sporting goods stores, bicycle shops -----	-
			597	Jewelry stores -----	-
54	Food stores -----	4	5992	Florists -----	-
			5996	Camera, photographic supply stores -----	-

Note: The Sun Ray Shopping Center is at 2117 - 95 Hudson Rd.

*Numbers are odd and even unless otherwise indicated.

Standard Notes: -- Represents zero. (D) Withheld to avoid disclosure. (NA) Not available.

¹Not previously published.

Date	Description	Debit	Credit
1880	Jan 1		
	Jan 2		
	Jan 3		
	Jan 4		
	Jan 5		
	Jan 6		
	Jan 7		
	Jan 8		
	Jan 9		
	Jan 10		
	Jan 11		
	Jan 12		
	Jan 13		
	Jan 14		
	Jan 15		
	Jan 16		
	Jan 17		
	Jan 18		
	Jan 19		
	Jan 20		
	Jan 21		
	Jan 22		
	Jan 23		
	Jan 24		
	Jan 25		
	Jan 26		
	Jan 27		
	Jan 28		
	Jan 29		
	Jan 30		
	Jan 31		
	Feb 1		
	Feb 2		
	Feb 3		
	Feb 4		
	Feb 5		
	Feb 6		
	Feb 7		
	Feb 8		
	Feb 9		
	Feb 10		
	Feb 11		
	Feb 12		
	Feb 13		
	Feb 14		
	Feb 15		
	Feb 16		
	Feb 17		
	Feb 18		
	Feb 19		
	Feb 20		
	Feb 21		
	Feb 22		
	Feb 23		
	Feb 24		
	Feb 25		
	Feb 26		
	Feb 27		
	Feb 28		
	Feb 29		
	Feb 30		
	Feb 31		
	Mar 1		
	Mar 2		
	Mar 3		
	Mar 4		
	Mar 5		
	Mar 6		
	Mar 7		
	Mar 8		
	Mar 9		
	Mar 10		
	Mar 11		
	Mar 12		
	Mar 13		
	Mar 14		
	Mar 15		
	Mar 16		
	Mar 17		
	Mar 18		
	Mar 19		
	Mar 20		
	Mar 21		
	Mar 22		
	Mar 23		
	Mar 24		
	Mar 25		
	Mar 26		
	Mar 27		
	Mar 28		
	Mar 29		
	Mar 30		
	Mar 31		
	Apr 1		
	Apr 2		
	Apr 3		
	Apr 4		
	Apr 5		
	Apr 6		
	Apr 7		
	Apr 8		
	Apr 9		
	Apr 10		
	Apr 11		
	Apr 12		
	Apr 13		
	Apr 14		
	Apr 15		
	Apr 16		
	Apr 17		
	Apr 18		
	Apr 19		
	Apr 20		
	Apr 21		
	Apr 22		
	Apr 23		
	Apr 24		
	Apr 25		
	Apr 26		
	Apr 27		
	Apr 28		
	Apr 29		
	Apr 30		
	Apr 31		
	May 1		
	May 2		
	May 3		
	May 4		
	May 5		
	May 6		
	May 7		
	May 8		
	May 9		
	May 10		
	May 11		
	May 12		
	May 13		
	May 14		
	May 15		
	May 16		
	May 17		
	May 18		
	May 19		
	May 20		
	May 21		
	May 22		
	May 23		
	May 24		
	May 25		
	May 26		
	May 27		
	May 28		
	May 29		
	May 30		
	May 31		
	Jun 1		
	Jun 2		
	Jun 3		
	Jun 4		
	Jun 5		
	Jun 6		
	Jun 7		
	Jun 8		
	Jun 9		
	Jun 10		
	Jun 11		
	Jun 12		
	Jun 13		
	Jun 14		
	Jun 15		
	Jun 16		
	Jun 17		
	Jun 18		
	Jun 19		
	Jun 20		
	Jun 21		
	Jun 22		
	Jun 23		
	Jun 24		
	Jun 25		
	Jun 26		
	Jun 27		
	Jun 28		
	Jun 29		
	Jun 30		
	Jun 31		
	Jul 1		
	Jul 2		
	Jul 3		
	Jul 4		
	Jul 5		
	Jul 6		
	Jul 7		
	Jul 8		
	Jul 9		
	Jul 10		
	Jul 11		
	Jul 12		
	Jul 13		
	Jul 14		
	Jul 15		
	Jul 16		
	Jul 17		
	Jul 18		
	Jul 19		
	Jul 20		
	Jul 21		
	Jul 22		
	Jul 23		
	Jul 24		
	Jul 25		
	Jul 26		
	Jul 27		
	Jul 28		
	Jul 29		
	Jul 30		
	Jul 31		
	Aug 1		
	Aug 2		
	Aug 3		
	Aug 4		
	Aug 5		
	Aug 6		
	Aug 7		
	Aug 8		
	Aug 9		
	Aug 10		
	Aug 11		
	Aug 12		
	Aug 13		
	Aug 14		
	Aug 15		
	Aug 16		
	Aug 17		
	Aug 18		
	Aug 19		
	Aug 20		
	Aug 21		
	Aug 22		
	Aug 23		
	Aug 24		
	Aug 25		
	Aug 26		
	Aug 27		
	Aug 28		
	Aug 29		
	Aug 30		
	Aug 31		
	Sep 1		
	Sep 2		
	Sep 3		
	Sep 4		
	Sep 5		
	Sep 6		
	Sep 7		
	Sep 8		
	Sep 9		
	Sep 10		
	Sep 11		
	Sep 12		
	Sep 13		
	Sep 14		
	Sep 15		
	Sep 16		
	Sep 17		
	Sep 18		
	Sep 19		
	Sep 20		
	Sep 21		
	Sep 22		
	Sep 23		
	Sep 24		
	Sep 25		
	Sep 26		
	Sep 27		
	Sep 28		
	Sep 29		
	Sep 30		
	Sep 31		
	Oct 1		
	Oct 2		
	Oct 3		
	Oct 4		
	Oct 5		
	Oct 6		
	Oct 7		
	Oct 8		
	Oct 9		
	Oct 10		
	Oct 11		
	Oct 12		
	Oct 13		
	Oct 14		
	Oct 15		
	Oct 16		
	Oct 17		
	Oct 18		
	Oct 19		
	Oct 20		
	Oct 21		
	Oct 22		
	Oct 23		
	Oct 24		
	Oct 25		
	Oct 26		
	Oct 27		
	Oct 28		
	Oct 29		
	Oct 30		
	Oct 31		
	Nov 1		
	Nov 2		
	Nov 3		
	Nov 4		
	Nov 5		
	Nov 6		
	Nov 7		
	Nov 8		
	Nov 9		
	Nov 10		
	Nov 11		
	Nov 12		
	Nov 13		
	Nov 14		
	Nov 15		
	Nov 16		
	Nov 17		
	Nov 18		
	Nov 19		
	Nov 20		
	Nov 21		
	Nov 22		
	Nov 23		
	Nov 24		
	Nov 25		
	Nov 26		
	Nov 27		
	Nov 28		
	Nov 29		
	Nov 30		
	Dec 1		
	Dec 2		
	Dec 3		
	Dec 4		
	Dec 5		
	Dec 6		
	Dec 7		
	Dec 8		
	Dec 9		
	Dec 10		
	Dec 11		
	Dec 12		
	Dec 13		
	Dec 14		
	Dec 15		
	Dec 16		
	Dec 17		
	Dec 18		
	Dec 19		
	Dec 20		
	Dec 21		
	Dec 22		
	Dec 23		
	Dec 24		
	Dec 25		
	Dec 26		
	Dec 27		
	Dec 28		
	Dec 29		
	Dec 30		
	Dec 31		

Mobile, Ala., SMSA

CONTENTS

[Page numbers listed here omit the chapter prefix, 63-, which appears as part of number for each page]

	page
Standard Metropolitan Statistical Area Map	1
Chart on Retail Sales: 1963 and 1958	3
TABLE 1 The Central Business District: 1963 and 1958	4
2 The City: 1963 and 1958	5
3 The Standard Metropolitan Statistical Area: 1963 and 1958	6
4 CBD, City, SMSA—Sales Comparisons: 1958 and 1963	7
5 CBD Sales as Percent of City and SMSA Sales: 1963 and 1958	8
6 Other Major Retail Centers in the SMSA: 1963	9


The first part of the report
 deals with the general
 situation of the country
 and the progress of
 the various branches of
 industry and commerce.
 It also mentions the
 state of the public
 treasury and the
 condition of the
 public debt.

MOBILE, ALA.

Standard Metropolitan Statistical Area, Central Business District, and Major Retail Centers

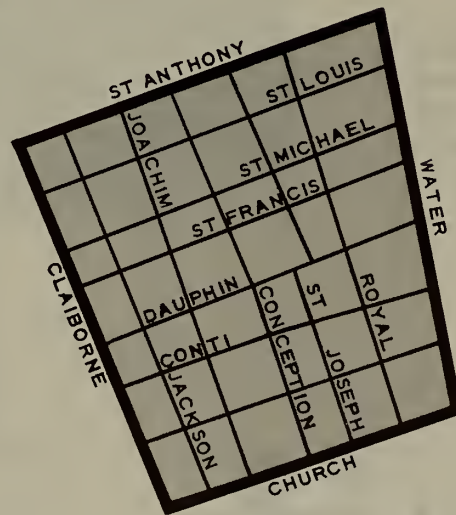



STANDARD METROPOLITAN
STATISTICAL AREA
& CENTRAL CITY



CENTRAL
BUSINESS
DISTRICT

Comprising Census Tract 1



MOBILE, ALA.

Standard Metropolitan Statistical Area, Central Business District, and Major Retail Centers



CITY &
MAJOR
RETAIL
CENTERS


- Central Business District
- ① Major Retail Centers




0 2 4 MILES

Mobile SMSA


Retail Sales: 1958 and 1963 IN MILLIONS OF DOLLARS



Mobile



Percent Change in Sales, 1958-1963 by Types of Stores



1963 CENSUS OF BUSINESS, U.S. Department of Commerce, Bureau of the Census

TABLE 1. The Central Business District: 1963 and 1958

SIC code	Kind of business	1963				1958 ¹		
		Estab- lish- ments (number)	Sales (\$1,000)	Payroll, entire year (\$1,000)	Paid employees, workweek ended nearest Nov. 15 (number)	Estab- lish- ments (number)	Sales (\$1,000)	Payroll, entire year (\$1,000)
	RETAIL STORES							
	Total ^{2,†} -----	187	60 444	9 114	2 893	222	70 762	10 596
52	Lumber, building materials, hardware, farm equip- ment dealers [†] -----	4	416	46	11	4	718	119
5251	Hardware stores [†] -----	1	(D)	(D)	(D)	1	(D)	(D)
52 ex. 5251	Other -----	3	(D)	(D)	(D)	3	(D)	(D)
53 part ²	General merchandise group stores ² -----	11	25 443	4 102	1 202	13	27 724	4 376
531	Department stores -----	3	21 376	3 442	944	3	22 077	3 479
533	Limited price variety stores -----	4	2 998	545	215	4	4 770	758
539	Miscellaneous general merchandise stores -----	4	1 069	115	43	6	877	139
54	Food stores -----	7	337	36	20	5	280	24
55 ex. 554	Automotive dealers -----	6	6 881	272	122	6	7 344	669
55 pt. (554)	Gasoline service stations -----	4	(D)	(D)	(D)	4	289	33
56	Apparel, accessory stores -----	52	9 894	1 483	494	67	14 001	1 959
561, 567	Men's, boys' apparel stores, custom tailors -----	10	2 545	385	122	17	3 029	501
562-3, 568	Women's clothing, specialty stores -----	21	3 914	592	211	18	4 811	551
562	Women's ready-to-wear stores ³ -----	14	3 686	557	200	14	4 577	524
565	Family clothing stores ³ -----	8	(D)	(D)	(D)	12	3 198	533
566	Shoe stores -----	12	1 613	272	80	18	(D)	(D)
564, 569	Other apparel, accessory stores -----	1	(D)	(D)	(D)	2	(D)	(D)
57	Furniture, home furnishings, equipment stores [†] -----	14	4 609	902	202	14	5 331	900
5712	Furniture stores -----	5	(D)	500	112	4	(D)	(D)
5713-15, 19	Other home furnishings stores -----	1	(D)	(D)	(D)	1	(D)	(D)
572, 573	Household appliance, radio, television, music stores [†] -----	8	(D)	(D)	(D)	9	2 106	386
58	Eating, drinking places -----	38	3 390	1 088	459	52	4 486	1 159
5812	Eating places -----	30	2 922	992	398	41	3 715	1 044
5813	Drinking places (alcoholic beverages) -----	8	468	96	61	11	771	115
59 pt. (591)	Drug stores, proprietary stores -----	5	(D)	(D)	(D)	9	2 892	510
59 ex. 591	Other retail stores ^{4,†} -----	46	7 320	821	234	48	7 697	847
592	Liquor stores -----	1	(D)	(D)	(D)	1	(D)	(D)
594	Book, stationery stores [†] -----	2	(D)	(D)	(D)	3	579	113
595	Sporting goods stores, bicycle shops -----	2	(D)	(D)	(D)	2	(D)	(D)
597	Jewelry stores -----	13	2 909	480	126	14	3 044	522
5992	Florists -----	1	(D)	(D)	(D)	1	(D)	(D)
5996	Camera, photographic supply stores -----	2	(D)	(D)	(D)	1	(D)	(D)
	SELECTED SERVICES							
7011	Hotels, motels -----	4	(D)	(D)	(D)	8	1 920	729
783	Motion picture theaters -----	3	(D)	(D)	(D)	4	(D)	(D)

Standard Notes: - Represents zero. (D) Withheld to avoid disclosure. (NA) Not available. [†]1958 data revised.

¹1958 group totals for SIC 53 and 56 may include data for "nonemployer" establishments which could not be classified and tabulated by detailed kinds of business.

²Excludes nonstore retailers (i.e., mail order, direct selling, merchandise vending machine operators) part of SIC 53.

³1958 data limited to "employer" establishments.

⁴Includes data for those kinds of business in SIC 59 (ex. 591) not covered in any of the lines below.

TABLE 2. The City: 1963 and 1958

SIC code	Kind of business	1963				1958 ¹		
		Estab- lish- ments (number)	Sales (\$1,000)	Payroll, entire year (\$1,000)	Paid employees, workweek ended nearest Nov. 15 (number)	Estab- lish- ments (number)	Sales (\$1,000)	Payroll, entire year (\$1,000)
	RETAIL STORES							
	Total ² -----	1 523	278 528	31 954	10 490	1 327	233 420	25 772
52	Lumber, building materials, hardware, farm equip- ment dealers -----	57	15 852	1 873	439	60	18 463	2 146
5251	Hardware stores -----	22	1 978	193	79	28	2 539	207
52 ex. 5251	Other -----	35	13 874	1 680	360	32	15 924	1 939
53 part ²	General merchandise group stores ² -----	58	46 839	5 993	1 975	48	30 784	4 696
531	Department stores -----	7	(D)	(D)	(D)	3	22 077	3 479
533	Limited price variety stores -----	27	5 573	903	368	18	5 860	900
539	Miscellaneous general merchandise stores -----	24	(D)	(D)	(D)	23	2 701	317
54	Food stores -----	281	61 225	4 063	1 512	273	56 566	3 191
55 ex. 554	Automotive dealers -----	96	54 058	5 022	1 076	70	42 626	3 818
55 pt. (554)	Gasoline service stations -----	238	19 982	1 732	726	182	13 329	1 125
56	Apparel, accessory stores -----	110	15 878	2 277	796	113	17 338	2 305
561, 567	Men's, boys' apparel stores, custom tailors -----	16	3 245	458	146	25	3 302	531
562-3, 568	Women's clothing, specialty stores -----	48	(D)	(D)	(D)	34	5 887	666
562	Women's ready-to-wear stores ³ -----	40	5 952	877	340	29	5 607	(D)
565	Family clothing stores ³ -----	14	2 846	368	140	20	4 661	682
566	Shoe stores -----	31	3 393	512	149	27	3 276	408
564, 569	Other apparel, accessory stores -----	1	(D)	(D)	(D)	3	192	18
57	Furniture, home furnishings, equipment stores -----	103	16 060	2 685	616	81	13 068	2 005
5712	Furniture stores -----	42	8 658	1 567	354	37	(D)	(D)
5713-15, 19	Other home furnishings stores -----	17	1 728	309	84	5	(D)	(D)
572, 573	Household appliance, radio, television, music stores -----	44	5 674	809	178	39	5 459	810
58	Eating, drinking places -----	307	18 005	4 105	1 907	268	13 445	2 978
5812	Eating places -----	217	15 016	3 667	1 673	192	10 965	2 676
5813	Drinking places (alcoholic beverages) -----	90	2 989	438	234	76	2 480	302
59 pt. (591)	Drug stores, proprietary stores -----	73	11 483	1 730	705	65	10 236	1 491
59 ex. 591	Other retail stores ⁴ -----	200	19 146	(D)	(D)	167	17 565	2 017
592	Liquor stores -----	20	5 560	290	69	12	6 676	204
594	Book, stationery stores -----	5	837	125	37	4	1 089	215
595	Sporting goods stores, bicycle shops -----	9	1 036	126	36	9	670	101
597	Jewelry stores -----	25	3 799	(D)	(D)	19	3 474	602
5992	Florists -----	30	1 221	265	97	23	967	188
5996	Camera, photographic supply stores -----	5	(D)	(D)	(D)	3	(D)	(D)
	SELECTED SERVICES							
7011	Hotels, motels -----	38	4 973	1 468	688	32	(D)	(D)
783	Motion picture theaters -----	11	1 047	234	94	14	(D)	(D)

Standard Notes: - Represents zero. (D) Withheld to avoid disclosure. (NA) Not available.

¹1958 group totals for SIC 53 and 56 may include data for "nonemployer" establishments which could not be classified and tabulated by detailed kinds of business.

²Excludes nonstore retailers (i.e., mail order, direct selling, merchandise vending machine operators) part of SIC 53.

³1958 data limited to "employer" establishments.

⁴Includes data for those kinds of business in SIC 59 (ex. 591) not covered in any of the lines below.

TABLE 3. The Standard Metropolitan Statistical Area: 1963 and 1958

SIC code	Kind of business	1963				1958 ¹		
		Estab- lish- ments (number)	Sales (\$1,000)	Payroll, entire year (\$1,000)	Paid employees, workweek ended nearest Nov. 15 (number)	Estab- lish- ments (number)	Sales (\$1,000)	Payroll, entire year (\$1,000)
	RETAIL STORES							
	Total ² -----	2 781	411 142	43 854	14 801	2 528	332 777	34 053
52	Lumber, building materials, hardware, farm equip- ment dealers -----	129	26 362	3 174	792	124	27 506	3 163
5251	Hardware stores -----	47	4 268	473	145	50	4 556	408
52 ex. 5251	Other -----	82	22 094	2 701	647	74	22 950	3 755
53 part ²	General merchandise group stores ² -----	118	55 486	6 918	2 396	141	37 233	5 210
531	Department stores -----	8	39 385	4 980	1 570	3	22 077	3 479
533	Limited price variety stores -----	42	8 534	1 289	574	28	7 946	1 187
539	Miscellaneous general merchandise stores -----	68	7 567	649	252	74	(NA)	(NA)
54	Food stores -----	592	102 473	6 249	2 397	602	84 257	4 436
55 ex. 554	Automotive dealers -----	172	75 945	7 042	1 527	126	56 063	5 089
55 pt. (554)	Gasoline service stations -----	475	36 277	2 918	1 228	407	26 472	2 019
56	Apparel, accessory stores -----	168	22 443	2 991	1 108	169	24 202	2 979
561, 567	Men's, boys' apparel stores, custom tailors -----	22	3 621	495	161	32	3 804	584
562-3, 568	Women's clothing, specialty stores -----	64	7 587	1 072	421	47	7 269	800
562	Women's ready-to-wear stores ³ -----	55	7 205	1 015	402	41	6 904	763
565	Family clothing stores ³ -----	40	7 076	798	337	42	(D)	(D)
566	Shoe stores -----	39	(D)	(D)	(D)	36	4 057	497
564, 569	Other apparel, accessory stores -----	3	(D)	(D)	(D)	6	(D)	(D)
57	Furniture, home furnishings, equipment stores -----	174	22 698	3 603	845	132	18 116	2 686
5712	Furniture stores -----	85	12 849	2 124	486	63	9 344	1 436
5713-15, 19	Other home furnishings stores -----	22	2 570	459	113	10	1 849	(D)
572, 573	Household appliance, radio, television, music stores -----	67	7 279	1 020	246	59	6 923	(D)
58	Eating, drinking places -----	519	24 190	5 162	2 523	458	19 444	3 871
5812	Eating places -----	384	20 032	4 598	2 210	351	15 646	3 455
5813	Drinking places (alcoholic beverages) -----	135	4 158	564	313	107	3 798	416
59 pt. (591)	Drug stores, proprietary stores -----	118	16 136	2 273	942	106	14 064	1 921
59 ex. 591	Other retail stores ⁴ -----	316	29 132	3 524	1 043	263	25 420	2 679
592	Liquor stores -----	35	8 145	474	112	23	(D)	(D)
594	Book, stationery stores -----	5	837	125	37	7	1 162	217
595	Sporting goods stores, bicycle shops -----	21	1 598	151	50	15	1 190	139
597	Jewelry stores -----	34	4 225	703	191	26	3 758	632
5992	Florists -----	40	1 557	299	114	28	1 069	203
5996	Camera, photographic supply stores -----	7	1 050	168	37	3	(D)	(D)
	SELECTED SERVICES							
7011	Hotels, motels -----	90	7 891	2 368	1 082	84	5 327	1 781
783	Motion picture theaters -----	19	1 299	307	130	23	(D)	(D)

Standard Notes: - Represents zero. (D) Withheld to avoid disclosure. (NA) Not available.

¹1958 group totals for SIC 53 and 56 may include data for "nonemployer" establishments which could not be classified and tabulated by detailed kinds of business.²Excludes nonstore retailers (i.e., mail order, direct selling, merchandise vending machine operators) part of SIC 53.³1958 data limited to "employer" establishments.⁴Includes data for those kinds of business in SIC 59 (ex. 591) not covered in any of the lines below.

TABLE 4. CBD, City, SMSA—Sales Comparisons: 1958 and 1963

SIC code	Kind of business	Percent change in sales			Percent distribution of sales					
		Central business district	City	Standard metropolitan statistical area	Central business district		City		Standard metropolitan statistical area	
					1963	1958	1963	1958	1963	1958
	RETAIL STORES									
	Total ² -----	-14.6	19.3	23.5	100.0	100.0	100.0	100.0	100.0	100.0
52	Lumber, building materials, hardware, farm equipment dealers -----	-42.1	-14.2	-4.2	0.7	1.0	5.7	7.9	6.4	8.3
5251	Hardware stores -----	(D)	-22.1	-6.3	(D)	(D)	0.7	1.1	1.0	1.4
52 ex. 5251	Other -----	(D)	-12.9	-3.7	(D)	(D)	5.0	6.8	5.4	6.9
53 part ²	General merchandise group stores ^{1,2} -----	-8.2	52.2	49.0	42.1	39.2	16.8	13.2	13.5	11.2
531	Department stores -----	-3.2	(D)	78.4	35.4	31.2	(D)	9.5	9.6	6.6
533	Limited price variety stores -----	-37.2	-4.9	7.4	5.0	6.8	2.0	2.5	2.1	2.4
539	Miscellaneous general merchandise stores -----	21.9	(D)	(NA)	1.7	1.2	(D)	1.2	1.8	(NA)
54	Food stores -----	20.4	8.2	21.6	0.6	0.4	22.0	24.2	24.9	25.3
55 ex. 554	Automotive dealers -----	-6.3	26.8	35.5	11.4	10.4	19.4	18.3	18.5	16.8
55 pt. (554)	Gasoline service stations -----	(D)	49.9	37.0	(D)	0.4	7.1	5.7	8.8	8.0
56	Apparel, accessory stores ¹ -----	-29.3	-8.4	-7.3	16.4	19.8	5.7	7.4	5.5	7.3
561, 567	Men's, boys' apparel stores, custom tailors -----	-16.0	-1.7	-4.8	4.2	4.3	1.2	1.4	0.9	1.1
562-3, 568	Women's clothing, specialty stores -----	-18.7	(D)	4.4	6.5	6.8	(D)	2.5	1.8	2.2
562	Women's ready-to-wear stores ³ -----	-19.5	6.2	4.4	6.1	6.5	2.1	2.4	1.8	2.1
565	Family clothing stores ³ -----	(D)	-39.0	(D)	(D)	4.5	1.0	2.0	1.7	(D)
566	Shoe stores -----	(D)	3.6	(D)	2.7	(D)	1.2	1.4	(D)	1.2
564, 569	Other apparel, accessory stores -----	(D)	(D)	(D)	(D)	(D)	(D)	0.1	(D)	(D)
57	Furniture, home furnishings, equipment stores -----	-13.6	22.9	25.3	7.6	7.5	5.8	5.6	5.5	5.5
5712	Furniture stores -----	(D)	(D)	37.5	3.7	(D)	3.1	(D)	3.1	2.8
5713-15, 19	Other home furnishings stores -----	(D)	(D)	39.0	(D)	(D)	0.7	(D)	0.6	0.6
572, 573	Household appliance, radio, television, music stores -----	(D)	3.9	5.1	(D)	3.0	2.0	2.3	1.8	2.1
58	Eating, drinking places -----	-24.4	33.9	24.4	5.6	6.3	6.5	5.8	5.9	5.8
5812	Eating places -----	-21.4	36.9	28.0	4.8	5.2	5.4	4.7	4.9	4.7
5813	Drinking places (alcoholic beverages) -----	-39.3	20.5	9.5	0.8	1.1	1.1	1.1	1.0	1.1
59 pt. (591)	Drug stores, proprietary stores -----	(D)	12.2	14.7	(D)	4.1	4.1	4.4	3.9	4.2
59 ex. 591	Other retail stores ⁴ -----	-4.9	9.0	14.6	12.1	10.9	6.9	7.5	7.1	7.6
592	Liquor stores -----	(D)	-16.7	(D)	(D)	(D)	2.0	2.9	2.0	(D)
594	Book, stationery stores -----	(D)	-23.2	-28.0	(D)	0.8	0.3	0.5	0.2	0.3
595	Sporting goods stores, bicycle shops -----	(D)	54.6	34.3	(D)	(D)	0.4	0.3	0.4	0.4
597	Jewelry stores -----	-4.4	9.4	12.4	4.8	4.3	1.4	1.5	1.0	1.1
5992	Florists -----	(D)	26.3	45.7	(D)	(D)	0.4	0.4	0.4	0.3
5996	Camera, photographic supply stores -----	(D)	(D)	(D)	(D)	(D)	(D)	(D)	0.3	(D)
	SELECTED SERVICES									
7011	Hotels, motels -----	(D)	(D)	48.1	(x)	(x)	(x)	(x)	(x)	(x)
783	Motion picture theaters -----	(D)	(D)	(D)	(x)	(x)	(x)	(x)	(x)	(x)

Standard Notes: - Represents zero. (D) Withheld to avoid disclosure. (NA) Not available. (X) Not applicable. (-) Minus sign before number denotes decrease.

¹1958 group totals for SIC 53 and 56 may include data for "nonemployer" establishments which could not be classified and tabulated by detailed kinds of business.

²Excludes nonstore retailers (i.e., mail order, direct selling, merchandise vending machine operators) part of SIC 53.

³1958 data limited to "employer" establishments.

⁴Includes data for those kinds of business in SIC 59 (ex. 591) not covered in any of the lines below.

TABLE 5 CBD Sales as Percent of City and SMSA Sales: 1963 and 1958

SIC code	Kind of business	Central business district sales as—			
		Percent of city sales		Percent of standard metropolitan statistical area sales	
		1963	1958	1963	1958
	RETAIL STORES				
	Total ² -----	21.7	30.3	14.7	21.3
52	Lumber, building materials, hardware, farm equipment dealers -----	2.6	3.9	1.6	2.6
5251	Hardware stores -----	(D)	(D)	(D)	(D)
52 ex. 5251	Other -----	(D)	(D)	(D)	(D)
53 part*	General merchandise group stores ^{1,2} -----	54.3	90.1	45.9	74.5
531	Department stores -----	(D)	100.0	54.3	100.0
533	Limited price variety stores -----	53.8	81.4	35.1	60.0
539	Miscellaneous general merchandise stores -----	(D)	32.5	14.1	(NA)
54	Food stores -----	0.6	0.5	0.3	0.3
55 ex. 554	Automotive dealers -----	12.7	17.2	9.1	13.1
55 pt. (554)	Gasoline service stations -----	(D)	2.2	(D)	1.1
56	Apparel, accessory stores ¹ -----	62.3	80.8	44.1	57.9
561, 567	Men's, boys' apparel stores, custom tailors -----	78.4	91.7	70.3	79.6
562-3, 568	Women's clothing, specialty stores -----	(D)	81.7	51.6	66.2
562	Women's ready-to-wear stores ³ -----	61.9	81.6	51.2	66.3
565	Family clothing stores ³ -----	(D)	68.6	(D)	(D)
566	Shoe stores -----	47.5	(D)	(D)	(D)
564, 569	Other apparel, accessory stores -----	(D)	(D)	(D)	(D)
57	Furniture, home furnishings, equipment stores -----	28.7	40.8	20.3	29.4
5712	Furniture stores -----	26.0	(D)	17.5	(D)
5713-15, 19	Other home furnishings stores -----	(D)	(D)	(D)	(D)
572, 573	Household appliance, radio, television, music stores -----	(D)	38.6	(D)	30.4
58	Eating, drinking places -----	18.8	33.4	14.0	23.1
5812	Eating places -----	19.5	33.9	14.6	23.7
5813	Drinking places (alcoholic beverages) -----	15.7	31.1	11.3	20.3
59 pt. (591)	Drug stores, proprietary stores -----	(D)	28.3	(D)	20.6
59 ex. 591	Other retail stores ⁴ -----	38.2	43.8	25.1	30.3
592	Liquor stores -----	(D)	(D)	(D)	(D)
594	Book, stationery stores -----	(D)	53.2	(D)	49.8
595	Sporting goods stores, bicycle shops -----	(D)	(D)	(D)	(D)
597	Jewelry stores -----	76.6	87.6	68.9	81.0
5992	Florists -----	(D)	(D)	(D)	(D)
5996	Camera, photographic supply stores -----	(D)	(D)	(D)	(D)
	SELECTED SERVICES				
7011	Hotels, motels -----	(D)	(D)	(D)	36.0
783	Motion picture theaters -----	(D)	(D)	(D)	(D)

Standard Notes: - Represents zero. (D) Withheld to avoid disclosure. (NA) Not available.

¹1958 group totals for SIC 53 and 56 may include data for "nonemployer" establishments which could not be classified and tabulated by detailed kinds of business.

²Excludes nonstore retailers (i.e., mail order, direct selling, merchandise vending machine operators) part of SIC 53.

³1958 data limited to "employer" establishments.


⁴Includes data for those kinds of business in SIC 59 (ex. 591) not covered in any of the lines below.

TABLE 6. Other Major Retail Centers in the SMSA: 1963

MRC No. 1. Includes the planned center known as "Springdale Plaza" at the intersection of Airport Blvd. and Belt Line Blvd. and establishments in the 3600 - 3900 blocks of Airport Blvd. (Mobile)

SIC code	Kind of business	Total	SIC code	Kind of business	Number of establishments
	Retail stores, total:				
	Number -----	47	55 ex. 554	Automotive Dealers -----	2
	Sales ----- \$1,000--	18 415	55 pt. (554)	Gasoline service stations -----	4
54, 58, 591	Convenience goods stores:		56	Apparel, accessory stores -----	12
	Number -----	8	561, 567	Men's, boys' apparel stores, custom tailors -----	4
	Sales ----- \$1,000--	3 050	562-3, 568	Women's clothing, specialty stores -----	3
53 part, 56, 57	Shopping goods stores:		562	Women's ready-to-wear stores -----	3
	Number -----	23	565	Family clothing stores -----	-
	Sales ----- \$1,000--	13 664	566	Shoe stores -----	4
52, 55, 59 ex. 591	All other stores:		564, 569	Other apparel, accessory stores -----	1
	Number -----	16	57	Furniture, home furnishings, equipment stores -----	5
	Sales ----- \$1,000--	1 701	5712	Furniture stores -----	1
		Number of establishments	5713-15, 19	Other home furnishings stores -----	-
			572, 573	Household appliance, radio, television, music stores -----	4
	Retail stores, total -----	47	58	Eating, drinking places -----	3
52	Lumber, building materials, hardware, farm equipment dealers -----	1	5812	Eating places -----	3
5251	Hardware stores -----	-	5813	Drinking places (alcoholic beverages) -----	-
52 ex. 5251	Other -----	1	59 pt. (591)	Drug stores, proprietary stores -----	2
53 part	General merchandise group stores -----	6	59 ex. 591	Other retail stores -----	9
531	Department stores -----	2	592	Liquor stores -----	-
533	Limited price variety stores -----	2	594	Book, stationery stores -----	2
539	Miscellaneous general merchandise stores -----	2	595	Sporting goods stores, bicycle shops -----	1
			597	Jewelry stores -----	2
54	Food stores -----	3	5992	Florists -----	-
			5996	Camera, photographic supply stores -----	1

Standard Notes: - Represents zero. (D) Withheld to avoid disclosure. (NA) Not available.



Montgomery, Ala., SMSA

CONTENTS

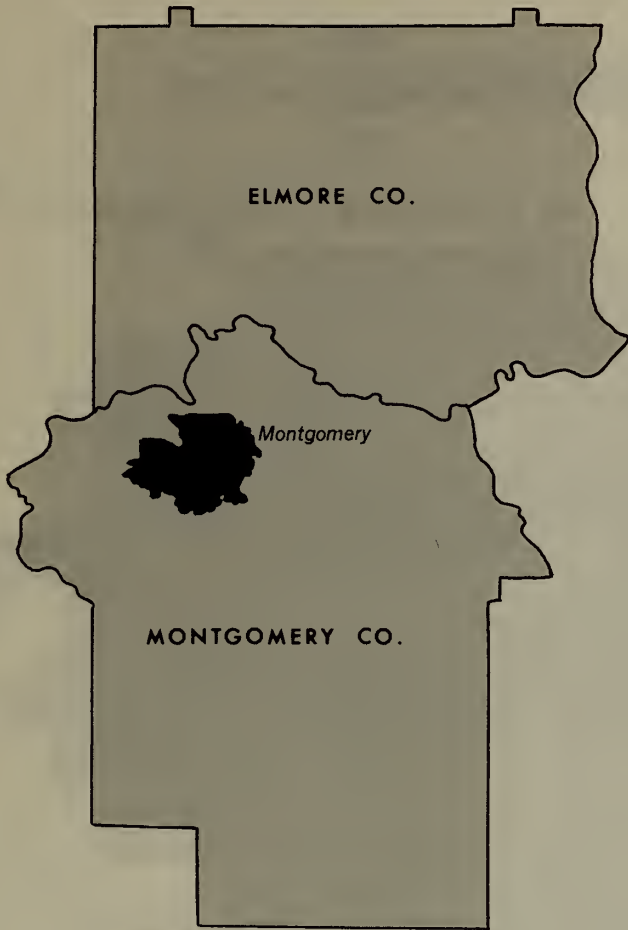
[Page numbers listed here omit the chapter prefix, 64-, which appears as part of number for each page]

	page
Standard Metropolitan Statistical Area Map	1
Chart on Retail Sales: 1963 and 1958	3
TABLE 1 The Central Business District: 1963 and 1958	4
2 The City: 1963 and 1958	5
3 The Standard Metropolitan Statistical Area: 1963 and 1958	6
4 CBD, City, SMSA—Sales Comparisons: 1958 and 1963	7
5 CBD Sales as Percent of City and SMSA Sales: 1963 and 1958	8
6 Other Major Retail Centers in the SMSA: 1963	9


CHAPTER I
THE EARLY HISTORY OF THE UNITED STATES
FROM 1492 TO 1776
The first European settlement in North America was established by Christopher Columbus in 1492. The Spanish and French explorers followed, and the British colonies were founded in the early 17th century. The colonies grew and developed, and the American Revolution broke out in 1776.

MONTGOMERY, ALA.

Standard Metropolitan Statistical Area, Central Business District, and Major Retail Centers

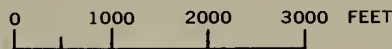
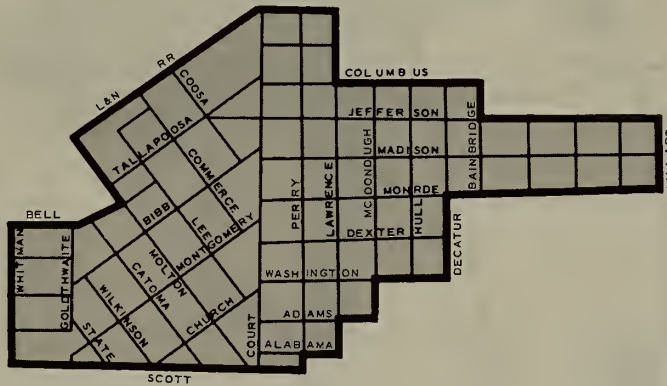


STANDARD METROPOLITAN
STATISTICAL AREA
& CENTRAL CITY



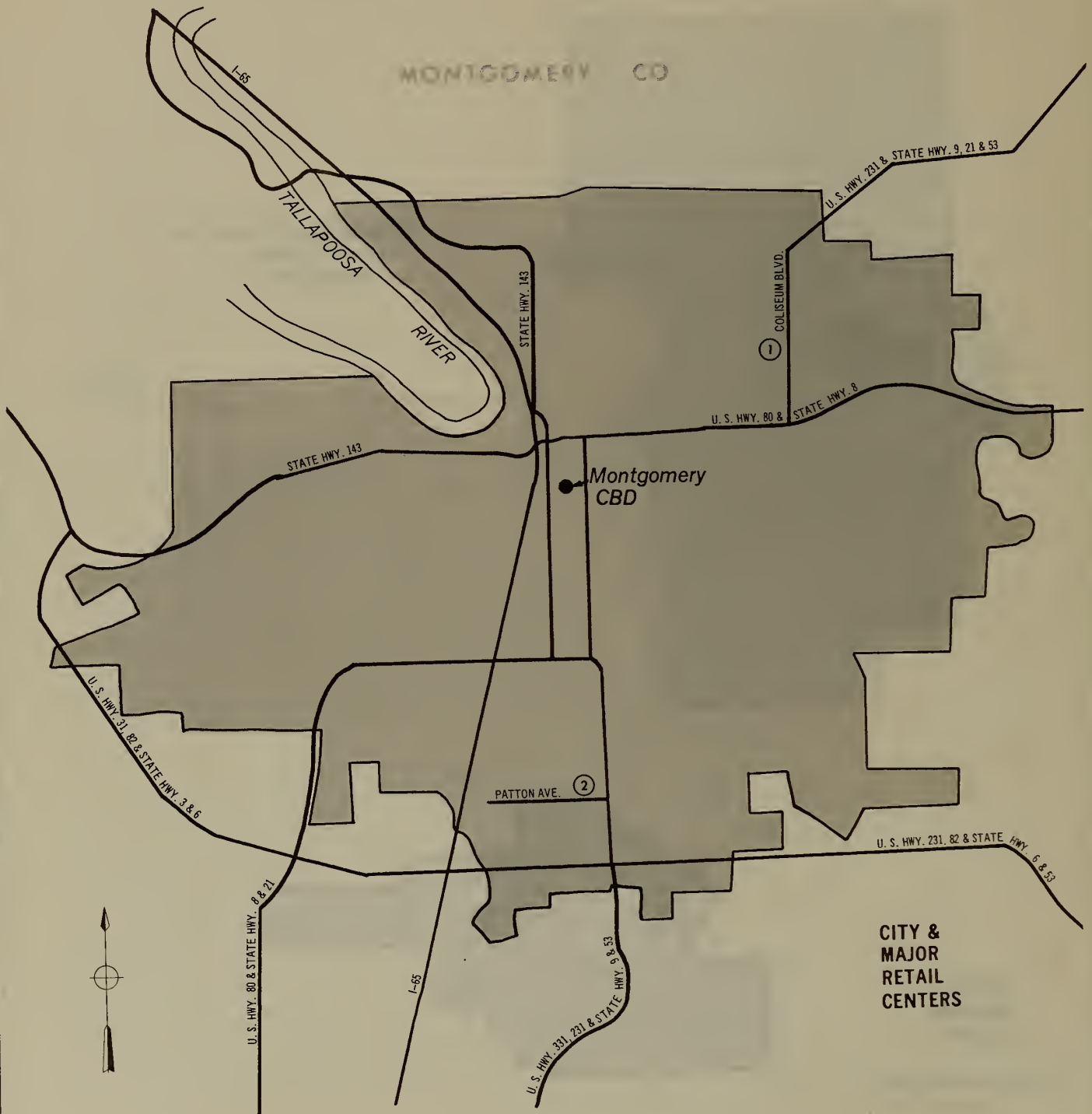
**CENTRAL
BUSINESS
DISTRICT**

Comprising Census Tract 1

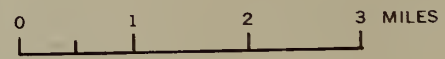


MONTGOMERY, ALA.

Standard Metropolitan Statistical Area, Central Business District, and Major Retail Centers




- Central Business District
- ① Major Retail Centers




Montgomery SMSA


Retail Sales: 1958 and 1963 IN MILLIONS OF DOLLARS



Montgomery



Percent Change in Sales, 1958-1963 by Types of Stores



1963 CENSUS OF BUSINESS, U.S. Department of Commerce, Bureau of the Census

TABLE 1. The Central Business District: 1963 and 1958

SIC code	Kind of business	1963				1958 ¹		
		Estab- lish- ments (number)	Sales (\$1,000)	Payroll, entire year (\$1,000)	Paid employees, workweek ended nearest Nov. 15 (number)	Estab- lish- ments (number)	Sales (\$1,000)	Payroll, entire year (\$1,000)
	RETAIL STORES							
	Total ^{2,f} -----	321	87 189	10 872	3 338	339	85 540	10 850
52	Lumber, building materials, hardware, farm equip- ment dealers -----	10	2 300	334	87	7	3 201	366
5251	Hardware stores -----	1	(D)	(D)	(D)	1	(D)	(D)
52 ex. 5251	Other -----	9	(D)	(D)	(D)	6	(D)	(D)
53 part ²	General merchandise group stores ² -----	8	13 720	1 942	797	7	18 431	2 775
531	Department stores -----	3	7 703	1 171	367	4	(D)	(D)
533	Limited price variety stores -----	3	(D)	(D)	(D)	3	(D)	(D)
539	Miscellaneous general merchandise stores -----	2	(D)	(D)	(D)	-	(D)	(D)
54	Food stores -----	8	3 349	228	90	17	5 260	327
55 ex. 554	Automotive dealers -----	32	33 564	3 189	613	33	22 733	2 242
55 pt. (554)	Gasoline service stations ^f -----	22	1 678	161	82	31	2 092	206
56	Apparel, accessory stores ^f -----	57	9 679	1 375	515	63	10 869	1 430
561, 567	Men's, boys' apparel stores, custom tailors -----	10	2 624	349	102	15	(D)	(D)
562-3, 568	Women's clothing, specialty stores -----	15	3 044	473	203	15	4 236	543
562	Women's ready-to-wear stores ³ -----	12	2 986	462	192	13	4 187	534
565	Family clothing stores ³ -----	14	2 436	338	140	13	(D)	(D)
566	Shoe stores -----	15	1 481	209	67	18	(D)	(D)
564, 569	Other apparel, accessory stores -----	3	94	6	3	2	(D)	(D)
57	Furniture, home furnishings, equipment stores -----	37	8 235	1 379	348	36	7 884	1 235
5712	Furniture stores -----	17	4 547	759	188	23	4 616	639
5713-15, 19	Other home furnishings stores -----	3	(D)	(D)	(D)	4	860	125
572, 573	Household appliance, radio, television, music stores -----	17	(D)	(D)	(D)	9	2 408	471
58	Eating, drinking places -----	67	3 846	767	401	67	3 751	825
5812	Eating places -----	59	3 367	691	363	59	3 480	788
5813	Drinking places (alcoholic beverages) -----	8	479	76	38	8	271	37
59 pt. (591)	Drug stores, proprietary stores -----	12	1 658	276	95	13	1 669	227
59 ex. 591	Other retail stores ⁴ -----	68	9 160	1 221	310	65	9 650	1 217
592	Liquor stores -----	3	2 537	148	32	3	2 654	114
594	Book, stationery stores -----	4	510	80	25	4	(D)	(D)
595	Sporting goods stores, bicycle shops -----	5	480	89	24	4	411	64
597	Jewelry stores -----	13	2 059	425	103	17	(D)	(D)
5992	Florists -----	2	(D)	(D)	(D)	2	(D)	(D)
5996	Camera, photographic supply stores -----	2	(D)	(D)	(D)	2	(D)	(D)
	SELECTED SERVICES							
7011	Hotels, motels -----	9	1 960	609	428	6	(D)	(D)
783	Motion picture theaters ^f -----	5	661	169	74	5	7 02	163

Standard Notes: - Represents zero. (D) Withheld to avoid disclosure. (NA) Not available. ^f1958 data revised.

¹1958 group totals for SIC 53 and 56 may include data for "nonemployer" establishments which could not be classified and tabulated by detailed kinds of business.

²Excludes nonstore retailers (i.e., mail order, direct selling, merchandise vending machine operators) part of SIC 53.

³1958 data limited to "employer" establishments.

⁴Includes data for those kinds of business in SIC 59 (ex. 591) not covered in any of the lines below.

TABLE 2. The City: 1963 and 1958

SIC code	Kind of business	1963				1958 ¹		
		Estab- lish- ments (number)	Sales (\$1,000)	Payroll, entire year (\$1,000)	Paid employees, workweek ended nearest Nov. 15 (number)	Estab- lish- ments (number)	Sales (\$1,000)	Payroll, entire year (\$1,000)
	RETAIL STORES							
	Total ² -----	1 079	201 667	22 850	7 687	1 000	161 442	17 775
52	Lumber, building materials, hardware, farm equip- ment dealers -----	39	8 888	(D)	(D)	35	7 799	840
5251	Hardware stores -----	11	1 004	183	47	9	749	82
52 ex. 5251	Other -----	28	7 884	(D)	(D)	26	7 050	758
53 part ³	General merchandise group stores ² -----	28	31 959	4 510	1 788	23	25 252	3 678
531	Department stores -----	6	(D)	(D)	(D)	6	18 613	2 771
533	Limited price variety stores -----	15	6 885	1 012	513	11	(D)	(D)
539	Miscellaneous general merchandise stores -----	7	(D)	(D)	(D)	2	(D)	(D)
54	Food stores -----	202	42 197	2 546	1 001	227	32 637	1 776
55 ex. 554	Automotive dealers -----	70	45 182	(D)	(D)	55	28 791	(D)
55 pt. (554)	Gasoline service stations -----	159	12 255	1 101	450	134	9 765	886
56	Apparel, accessory stores -----	95	15 123	2 181	790	96	(D)	(D)
561, 567	Men's, boys' apparel stores, custom tailors -----	14	(D)	(D)	(D)	17	2 494	339
562-3, 568	Women's clothing, specialty stores -----	35	6 194	952	373	30	(D)	(D)
562	Women's ready-to-wear stores ³ -----	28	(D)	(D)	(D)	27	5 738	(D)
565	Family clothing stores ³ -----	17	2 553	347	144	15	2 444	340
566	Shoe stores -----	21	(D)	(D)	(D)	26	2 314	312
564, 569	Other apparel, accessory stores -----	8	1 002	157	54	6	346	38
57	Furniture, home furnishings, equipment stores -----	91	12 983	1 888	496	64	9 971	1 516
5712	Furniture stores -----	39	6 316	983	244	36	5 369	725
5713-15, 19	Other home furnishings stores -----	17	2 591	250	80	8	1 238	182
572, 573	Household appliance, radio, television, music stores -----	35	4 076	655	172	20	3 364	609
58	Eating, drinking places -----	201	10 806	2 111	1 166	184	9 174	1 771
5812	Eating places -----	169	(D)	(D)	(D)	167	8 661	(D)
5813	Drinking places (alcoholic beverages) -----	32	(D)	(D)	(D)	17	513	(D)
59 pt. (591)	Drug stores, proprietary stores -----	49	6 697	1 077	326	44	(D)	(D)
59 ex. 591	Other retail stores ⁴ -----	145	15 577	1 992	523	138	18 470	1 941
592	Liquor stores -----	9	5 499	(D)	(D)	8	7 533	300
594	Book, stationery stores -----	9	715	135	37	5	423	77
595	Sporting goods stores, bicycle shops -----	9	759	119	34	8	666	80
597	Jewelry stores -----	14	(D)	(D)	(D)	18	(D)	(D)
5992	Florists -----	14	978	291	74	6	(D)	(D)
5996	Camera, photographic supply stores -----	4	432	62	15	5	599	89
	SELECTED SERVICES							
7011	Hotels, motels -----	27	(D)	(D)	(D)	21	2 551	(D)
783	Motion picture theaters -----	9	(D)	(D)	(D)	10	(D)	(D)

Standard Notes: - Represents zero. (D) Withheld to avoid disclosure. (NA) Not available.

¹1958 group totals for SIC 53 and 56 may include data for "nonemployer" establishments which could not be classified and tabulated by detailed kinds of business.

²Excludes nonstore retailers (i.e., mail order, direct selling, merchandise vending machine operators) part of SIC 53.

³1958 data limited to "employer" establishments.

⁴Includes data for those kinds of business in SIC 59 (ex. 591) not covered in any of the lines below.

TABLE 3. The Standard Metropolitan Statistical Area: 1963 and 1958

SIC code	Kind of business	1963				1958 ¹		
		Estab- lish- ments	Sales	Payroll, entire year	Paid employees, workweek ended nearest Nov. 15	Estab- lish- ments	Sales	Payroll, entire year
		(number)	(\$1,000)	(\$1,000)	(number)	(number)	(\$1,000)	(\$1,000)
	RETAIL STORES							
	Total ² -----	1 544	234 665	25 397	8 736	1 407	180 704	19 042
52	Lumber, building materials, hardware, farm equip- ment dealers -----	57	10 421	1 214	300	53	8 912	932
5251	Hardware stores -----	24	1 936	247	66	21	1 726	157
52 ex. 5251	Other -----	33	8 485	967	234	32	7 186	775
53 part ³	General merchandise group stores ² -----	72	35 669	4 814	1 927	84	27 203	3 763
531	Department stores -----	7	23 435	3 368	1 196	6	18 613	2 771
533	Limited price variety stores -----	19	7 176	1 044	532	16	(D)	(D)
539	Miscellaneous general merchandise stores -----	46	5 058	402	199	38	(NA)	(NA)
54	Food stores -----	370	51 667	2 964	1 171	364	38 442	1 989
55 ex. 554	Automotive dealers -----	91	48 662	4 632	976	75	31 767	3 051
55 pt. (554)	Gasoline service stations -----	236	18 168	1 515	629	200	13 039	1 071
56	Apparel, accessory stores -----	114	16 028	2 278	832	113	14 672	1 924
561, 567	Men's, boys' apparel stores, custom tailors -----	15	3 060	400	116	19	2 638	350
562-3, 568	Women's clothing, specialty stores -----	42	6 426	972	383	37	6 634	851
562	Women's ready-to-wear stores ³ -----	33	5 845	878	350	32	5 968	757
565	Family clothing stores ³ -----	25	2 926	368	162	21	2 714	373
566	Shoe stores -----	23	2 469	341	108	28	2 328	312
564, 569	Other apparel, accessory stores -----	9	1 147	197	63	6	346	38
57	Furniture, home furnishings, equipment stores -----	106	13 683	1 987	529	77	10 546	1 576
5712	Furniture stores -----	47	6 886	1 068	272	42	5 663	765
5713-15, 19	Other home furnishings stores -----	17	2 591	250	80	8	1 238	182
572, 573	Household appliance, radio, television, music stores -----	42	4 206	669	177	27	3 645	629
58	Eating, drinking places -----	253	12 897	2 426	1 357	220	10 179	1 892
5812	Eating places -----	217	11 790	2 282	1 280	196	9 542	1 829
5813	Drinking places (alcoholic beverages) -----	36	1 107	144	77	24	637	63
59 pt. (591)	Drug stores, proprietary stores -----	58	7 396	1 125	351	54	6 108	750
59 ex. 591	Other retail stores ⁴ -----	187	20 074	2 442	664	167	19 836	2 094
592	Liquor stores -----	10	6 462	308	70	9	7 542	304
594	Book, stationery stores -----	9	715	135	37	5	423	77
595	Sporting goods stores, bicycle shops -----	13	858	127	39	9	693	82
597	Jewelry stores -----	16	2 381	467	119	23	2 489	572
5992	Florists -----	18	1 073	306	81	8	(D)	(D)
5996	Camera, photographic supply stores -----	5	458	69	17	5	599	89
	SELECTED SERVICES							
7011	Hotels, motels -----	39	4 009	979	632	32	2 847	845
783	Motion picture theaters -----	11	1 094	279	126	16	1 227	270

Standard Notes: - Represents zero. (D) Withheld to avoid disclosure. (NA) Not available.

¹1958 group totals for SIC 53 and 56 may include data for "nonemployer" establishments which could not be classified and tabulated by detailed kinds of business.

²Excludes nonstore retailers (i.e., mail order, direct selling, merchandise vending machine operators) part of SIC 53.

³1958 data limited to "employer" establishments.

⁴Includes data for those kinds of business in SIC 59 (ex. 591) not covered in any of the lines below.

TABLE 4. CBD, City, SMSA—Sales Comparisons: 1958 and 1963

SIC code	Kind of business	Percent change in sales			Percent distribution of sales					
		Central business district	City	Standard metropolitan statistical area	Central business district		City		Standard metropolitan statistical area	
					1963	1958	1963	1958	1963	1958
RETAIL STORES										
	Total ² -----	1.9	24.9	29.9	100.0	100.0	100.0	100.0	100.0	100.0
52	Lumber, building materials, hardware, farm equipment dealers -----	-28.2	14.0	16.9	2.6	3.7	4.4	4.8	4.4	4.9
5251	Hardware stores -----	(D)	34.0	12.2	(D)	(D)	0.5	0.5	0.8	1.0
52 ex. 5251	Other -----	(D)	11.8	18.1	(D)	(D)	3.9	4.3	3.6	3.9
53 part ¹	General merchandise group stores ^{1,2} -----	-25.6	26.6	31.1	15.7	21.5	15.8	15.6	15.2	15.1
531	Department stores -----	(D)	(D)	25.9	8.8	(D)	(D)	11.5	10.0	10.3
533	Limited price variety stores -----	(D)	(D)	(D)	(D)	(D)	3.4	(D)	3.1	(D)
539	Miscellaneous general merchandise stores -----	(D)	(D)	(NA)	(D)	(D)	(D)	(D)	2.1	(NA)
54	Food stores -----	-36.3	29.3	34.4	3.8	6.1	20.9	20.2	22.0	21.3
55 ex. 554	Automotive dealers -----	47.6	56.9	53.2	38.5	26.6	22.4	17.8	20.7	17.6
55 pt. (554)	Gasoline service stations -----	-19.8	25.5	39.3	1.9	2.4	6.1	6.0	7.7	7.2
56	Apparel, accessory stores ¹ -----	-11.0	(D)	9.2	11.1	12.7	7.5	(D)	6.8	8.1
561, 567	Men's, boys' apparel stores, custom tailors -----	(D)	(D)	16.0	3.0	(D)	(D)	1.5	1.3	1.5
562-3, 568	Women's clothing, specialty stores -----	-28.1	(D)	-3.1	3.5	5.0	3.1	(D)	2.7	3.6
562	Women's ready-to-wear stores ³ -----	-28.7	(D)	-2.1	3.4	4.9	(D)	3.6	2.5	3.3
565	Family clothing stores ³ -----	(D)	4.5	7.8	2.8	(D)	1.3	1.5	1.2	1.5
566	Shoe stores -----	(D)	(D)	6.1	1.7	(D)	(D)	1.4	1.1	1.3
564, 569	Other apparel, accessory stores -----	(D)	189.6	231.5	0.1	(D)	0.5	0.2	0.5	0.2
57	Furniture, home furnishings, equipment stores -----	4.5	30.2	29.7	9.4	9.2	6.4	6.2	5.8	5.8
5712	Furniture stores -----	-1.5	17.6	21.6	5.2	5.4	3.1	3.3	2.9	3.1
5713-15, 19	Other home furnishings stores -----	(D)	109.3	109.3	(D)	1.0	1.3	0.8	1.1	0.7
572, 573	Household appliance, radio, television, music stores -----	(D)	21.2	15.4	(D)	2.8	2.0	2.1	1.8	2.0
58	Eating, drinking places -----	2.5	17.8	26.7	4.4	4.4	5.4	5.7	5.5	5.6
5812	Eating places -----	-3.3	(D)	23.6	3.9	4.1	(D)	5.4	5.0	5.3
5813	Drinking places (alcoholic beverages) -----	76.8	(D)	73.8	0.5	0.3	(D)	0.3	0.5	0.3
59 pt. (591)	Drug stores, proprietary stores -----	-0.7	(D)	21.1	1.9	2.0	3.3	(D)	3.2	3.4
59 ex. 591	Other retail stores ⁴ -----	-5.1	-15.7	1.2	10.5	11.3	7.7	11.4	8.6	11.0
592	Liquor stores -----	-4.4	-27.0	-14.3	2.9	3.1	2.7	4.7	2.8	4.2
594	Book, stationery stores -----	(D)	69.0	69.0	0.6	(D)	0.4	0.3	0.3	0.2
595	Sporting goods stores, bicycle shops -----	16.8	14.0	23.8	0.6	0.5	0.4	0.4	0.4	0.4
597	Jewelry stores -----	(D)	(D)	-4.3	2.4	(D)	(D)	(D)	1.0	1.4
5992	Florists -----	(D)	(D)	(D)	(D)	(D)	0.5	(D)	0.5	(D)
5996	Camera, photographic supply stores -----	(D)	-27.9	-23.5	(D)	(D)	0.2	0.4	0.2	0.3
SELECTED SERVICES										
7011	Hotels, motels -----	(D)	(D)	40.8	(X)	(X)	(X)	(X)	(X)	(X)
783	Motion picture theaters -----	-5.9	(D)	-10.8	(X)	(X)	(X)	(X)	(X)	(X)

Standard Notes: - Represents zero. (D) Withheld to avoid disclosure. (NA) Not available. (X) Not applicable. (-) Minus sign before number denotes decrease.
¹1958 group totals for SIC 53 and 56 may include data for "nonemployer" establishments which could not be classified and tabulated by detailed kinds of business.
²Excludes nonstore retailers (i.e., mail order, direct selling, merchandise vending machine operators) part of SIC 53.
³1958 data limited to "employer" establishments.
⁴Includes data for those kinds of business in SIC 59 (ex. 591) not covered in any of the lines below.

TABLE 5. CBD Sales as Percent of City and SMSA Sales: 1963 and 1958

SIC code	Kind of business	Central business district sales as—			
		Percent of city sales		Percent of standard metropolitan statistical area sales	
		1963	1958	1963	1958
	RETAIL STORES				
	Total ² -----	43.2	53.0	37.2	47.3
52	Lumber, building materials, hardware, farm equipment dealers -----	25.9	41.0	22.1	35.9
5251	Hardware stores -----	(D)	(D)	(D)	(D)
52 ex. 5251	Other -----	(D)	(D)	(D)	(D)
53 part ²	General merchandise group stores ^{1,2} -----	42.9	73.0	38.5	67.8
531	Department stores -----	(D)	(D)	32.9	(D)
533	Limited price variety stores -----	(D)	(D)	(D)	(D)
539	Miscellaneous general merchandise stores -----	(D)	(D)	(D)	(D)
54	Food stores -----	7.9	16.1	6.5	13.7
55 ex. 554	Automotive dealers -----	74.3	79.0	69.0	71.6
55 pt. (554)	Gasoline service stations -----	13.7	21.4	9.2	16.0
56	Apparel, accessory stores ¹ -----	64.0	(D)	60.4	74.1
561, 567	Men's, boys' apparel stores, custom tailors -----	(D)	(D)	85.8	(D)
562-3, 568	Women's clothing, specialty stores -----	49.1	(D)	47.4	63.9
562	Women's ready-to-wear stores ³ -----	(D)	73.0	51.1	70.2
565	Family clothing stores ³ -----	95.4	(D)	83.3	(D)
566	Shoe stores -----	(D)	(D)	60.0	(D)
564, 569	Other apparel, accessory stores -----	9.4	(D)	8.2	(D)
57	Furniture, home furnishings, equipment stores -----	63.4	79.1	60.2	74.8
5712	Furniture stores -----	72.0	86.0	66.0	81.5
5713-15, 19	Other home furnishings stores -----	(D)	69.5	(D)	69.5
572, 573	Household appliance, radio, television, music stores -----	(D)	71.6	(D)	66.1
58	Eating, drinking places -----	35.6	40.9	29.8	36.9
5812	Eating places -----	(D)	40.2	28.6	36.5
5813	Drinking places (alcoholic beverages) -----	(D)	52.8	43.3	42.5
59 pt. (591)	Drug stores, proprietary stores -----	24.8	(D)	22.4	27.3
59 ex. 591	Other retail stores ⁴ -----	58.8	52.2	45.6	48.6
592	Liquor stores -----	46.1	35.2	39.3	35.2
594	Book, stationery stores -----	71.3	(D)	71.3	(D)
595	Sporting goods stores, bicycle shops -----	63.2	61.7	55.9	59.3
597	Jewelry stores -----	(D)	(D)	86.5	(D)
5992	Florists -----	(D)	(D)	(D)	(D)
5996	Camera, photographic supply stores -----	(D)	(D)	(D)	(D)
	SELECTED SERVICES				
7011	Hotels, motels -----	(D)	(D)	48.9	(D)
783	Motion picture theaters -----	(D)	(D)	60.4	57.2

Standard Notes: - Represents zero. (D) Withheld to avoid disclosure. (NA) Not available.

¹1958 group totals for SIC 53 and 56 may include data for "nonemployer" establishments which could not be classified and tabulated by detailed kinds of business.

²Excludes nonstore retailers (i.e., mail order, direct selling, merchandise vending machine operators) part of SIC 53.

³1958 data limited to "employer" establishments.

⁴Includes data for those kinds of business in SIC 59 (ex. 591) not covered in any of the lines below.

TABLE 6. Other Major Retail Centers in the SMSA: 1963

MRC No. 1. Includes the planned center known as "Eastbrook Shopping Center" and establishments on Coliseum Blvd. and Pelzer Ave. to Biltmore Ave.

SIC code	Kind of business	Total	SIC code	Kind of business	Number of establishments
	Retail stores, total:				
	Number -----	22	55 ex. 554	Automotive Dealers -----	1
	Sales ----- \$1,000	7 816	55 pt. (554)	Gasoline service stations -----	1
54, 58, 591	Convenience goods stores:		56	Apparel, accessory stores -----	5
	Number -----	5	561, 567	Men's, boys' apparel stores, custom tailors -----	-
	Sales ----- \$1,000	2 481	562-3, 568	Women's clothing, specialty stores -----	2
53 part, 56, 57	Shopping goods stores:		562	Women's ready-to-wear stores -----	2
	Number -----	10	565	Family clothing stores -----	1
	Sales ----- \$1,000	3 891	566	Shoe stores -----	2
52, 55, 59 ex. 591	All other stores:		564, 569	Other apparel, accessory stores -----	-
	Number -----	7	57	Furniture, home furnishings, equipment stores -----	2
	Sales ----- \$1,000	1 444	5712	Furniture stores -----	1
		Number of establishments	5713-15, 19	Other home furnishings stores -----	1
			572, 573	Household appliance, radio, television, music stores -----	-
	Retail stores, total -----	22	58	Eating, drinking places -----	-
52	Lumber, building materials, hardware, farm equipment dealers -----	1	5812	Eating places -----	-
5251	Hardware stores -----	1	5813	Drinking places (alcoholic beverages) -----	-
52 ex. 5251	Other -----	-	59 pt. (591)	Drug stores, proprietary stores -----	1
53 part	General merchandise group stores -----	3	59 ex. 591	Other retail stores -----	4
531	Department stores -----	1	592	Liquor stores -----	1
533	Limited price variety stores -----	2	594	Book, stationery stores -----	-
539	Miscellaneous general merchandise stores -----	-	595	Sporting goods stores, bicycle shops -----	-
			597	Jewelry stores -----	-
54	Food stores -----	4	5992	Florists -----	-
			5996	Camera, photographic supply stores -----	1

MRC No. 2. Includes the planned center known as "Normandale Shopping City" bounded by: E. Patton Ave., Wesley Dr., Winston, Norman Bridge Rd.

SIC code	Kind of business	Total	SIC code	Kind of business	Number of establishments
	Retail stores, total:				
	Number -----	41	55 ex. 554	Automotive dealers -----	1
	Sales ----- \$1,000	14 840	55 pt. (554)	Gasoline service stations -----	1
54, 58, 591	Convenience goods stores:		56	Apparel, accessory stores -----	15
	Number -----	7	561, 567	Men's, boys' apparel stores, custom tailors -----	2
	Sales ----- \$1,000	3 873	562-3, 568	Women's clothing, specialty stores -----	6
53 part, 56, 57	Shopping goods stores:		562	Women's ready-to-wear stores -----	5
	Number -----	24	565	Family clothing stores -----	-
	Sales ----- \$1,000	9 724	566	Shoe stores -----	4
52, 55, 59 ex. 591	All other stores:		564, 569	Other apparel, accessory stores -----	3
	Number -----	10	57	Furniture, home furnishings, equipment stores -----	5
	Sales ----- \$1,000	1 243	5712	Furniture stores -----	1
		Number of establishments	5713-15, 19	Other home furnishings stores -----	3
			572, 573	Household appliance, radio, television, music stores -----	1
	Retail stores, total -----	41	58	Eating, drinking places -----	2
52	Lumber, building materials, hardware, farm equipment dealers -----	1	5812	Eating places -----	2
5251	Hardware stores -----	1	5813	Drinking places (alcoholic beverages) -----	-
52 ex. 5251	Other -----	-	59 pt. (591)	Drug stores, proprietary stores -----	1
53 part	General merchandise group stores -----	4	59 ex. 591	Other retail stores -----	7
531	Department stores -----	1	592	Liquor stores -----	-
533	Limited price variety stores -----	2	594	Book, stationery stores -----	1
539	Miscellaneous general merchandise stores -----	1	595	Sporting goods stores, bicycle shops -----	-
			597	Jewelry stores -----	1
54	Food stores -----	4	5992	Florists -----	1
			5996	Camera, photographic supply stores -----	1

Standard Notes: - Represents zero. (D) Withheld to avoid disclosure. (NA) Not available.

...

...

...

Nashville, Tenn., SMSA

CONTENTS

[Page numbers listed here omit the chapter prefix, 65-, which appears as part of number for each page]

	page
Standard Metropolitan Statistical Area Map	1
Chart on Retail Sales: 1963 and 1958	3
TABLE 1 The Central Business District: 1963 and 1958	4
2 The City: 1963 and 1958	5
3 The Standard Metropolitan Statistical Area: 1963 and 1958	6
4 CBD, City, SMSA—Sales Comparisons: 1958 and 1963	7
5 CBD Sales as Percent of City and SMSA Sales: 1963 and 1958	8
6 Other Major Retail Centers in the SMSA: 1963	9

...

...

...

...

...

...

...

...

...


...

NASHVILLE, TENN.

Standard Metropolitan Statistical Area, Central Business District, and Major Retail Centers

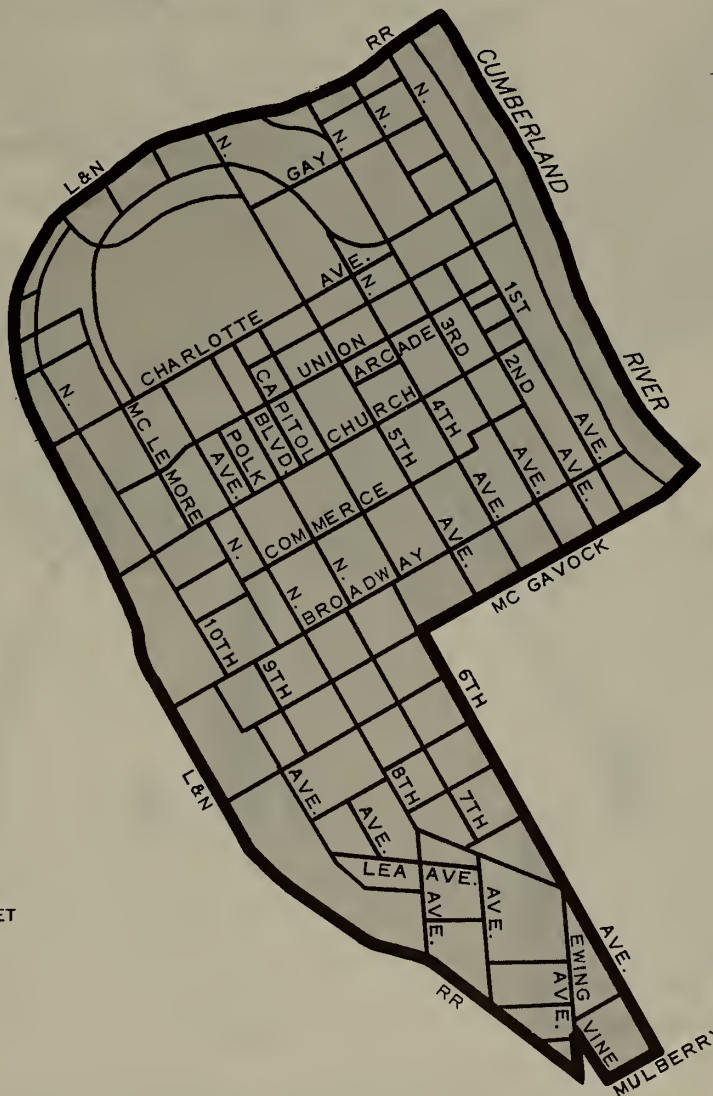
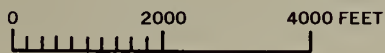


STANDARD METROPOLITAN
STATISTICAL AREA
& CENTRAL CITY



**CENTRAL
BUSINESS
DISTRICT**

Comprising Census Tract 8



NASHVILLE, TENN.


Standard Metropolitan Statistical Area, Central Business District, and Major Retail Centers



CITY & MAJOR RETAIL CENTERS




- Central Business District
- ① Major Retail Centers




Nashville SMSA


Retail Sales: 1958 and 1963 IN MILLIONS OF DOLLARS



Nashville



Percent Change in Sales, 1958-1963 by Types of Stores



1963 CENSUS OF BUSINESS, U.S. Department of Commerce, Bureau of the Census

TABLE 1. The Central Business District: 1963 and 1958

SIC code	Kind of business	1963				1958 ¹		
		Estab- lish- ments	Sales	Payroll, entire year	Paid employees, workweek ended nearest Nov. 15	Estab- lish- ments	Sales	Payroll, entire year
		(number)	(\$1,000)	(\$1,000)	(number)	(number)	(\$1,000)	(\$1,000)
	RETAIL STORES							
	Total ² -----	401	127 987	19 776	6 142	470	132 319	20 010
52	Lumber, building materials, hardware, farm equip- ment dealers -----	6	3 407	471	105	8	2 683	311
5251	Hardware stores -----	1	(D)	(D)	(D)	-	(D)	(D)
52 ex. 5251	Other -----	5	(D)	(D)	(D)	8	(D)	(D)
53 part ³	General merchandise group stores ² -----	18	63 799	10 520	3 334	20	57 979	9 441
531	Department stores -----	5	57 724	9 656	2 978	5	(D)	(D)
533	Limited price variety stores -----	6	(D)	(D)	(D)	5	4 832	846
539	Miscellaneous general merchandise stores -----	7	(D)	(D)	(D)	8	(D)	(D)
54	Food stores -----	19	3 494	297	101	17	3 075	241
55 ex. 554	Automotive dealers -----	13	12 843	1 091	203	23	14 585	1 330
55 pt. (554)	Gasoline service stations -----	10	693	42	15	7	479	44
56	Apparel, accessory stores -----	68	13 234	2 259	715	93	17 677	2 928
561, 567	Men's, boys' apparel stores, custom tailors -----	17	3 946	744	181	25	4 749	823
562-3, 568	Women's clothing, specialty stores -----	19	5 432	880	346	24	7 854	1 363
562	Women's ready-to-wear stores ³ -----	9	4 366	731	283	13	6 968	1 265
565	Family clothing stores ³ -----	5	(D)	(D)	(D)	10	(D)	(D)
566	Shoe stores -----	26	3 018	459	123	28	3 445	451
564, 569	Other apparel, accessory stores -----	1	(D)	(D)	(D)	4	(D)	(D)
57	Furniture, home furnishings, equipment stores -----	47	12 134	2 163	478	52	14 383	2 384
5712	Furniture stores -----	23	7 319	1 419	286	26	10 507	1 702
5713-15, 19	Other home furnishings stores -----	2	(D)	(D)	(D)	3	(D)	(D)
572, 573	Household appliance, radio, television, music stores -----	22	(D)	(D)	(D)	23	(D)	(D)
58	Eating, drinking places -----	107	6 759	1 399	711	115	6 676	1 465
5812	Eating places -----	86	5 861	1 265	643	92	6 033	1 389
5813	Drinking places (alcoholic beverages) -----	21	898	134	68	23	643	76
59 pt. (591)	Drug stores, proprietary stores -----	7	2 163	355	121	10	2 136	337
59 ex. 591	Other retail stores ⁴ -----	106	9 461	1 179	359	125	12 646	1 529
592	Liquor stores -----	22	2 008	112	47	24	2 066	104
594	Book, stationery stores -----	5	444	47	22	3	388	44
595	Sporting goods stores, bicycle shops -----	1	(D)	(D)	(D)	2	(D)	(D)
597	Jewelry stores -----	18	2 781	480	110	23	2 960	574
5992	Florists -----	3	148	40	11	4	93	20
5996	Camera, photographic supply stores -----	1	(D)	(D)	(D)	1	(D)	(D)
	SELECTED SERVICES							
7011	Hotels, motels -----	17	3 435	1 047	759	16	4 107	1 324
783	Motion picture theaters -----	4	(D)	(D)	(D)	5	(D)	(D)

Standard Notes: - Represents zero. (D) Withheld to avoid disclosure. (NA) Not available.

¹1958 group totals for SIC 53 and 56 may include data for "nonemployer" establishments which could not be classified and tabulated by detailed kinds of business.

²Excludes nonstore retailers (i.e., mail order, direct selling, merchandise vending machine operators) part of SIC 53.

³1958 data limited to "employer" establishments.

⁴Includes data for those kinds of business in SIC 59 (ex. 591) not covered in any of the lines below.

TABLE 2. The City: 1963 and 1958

SIC code	Kind of business	1963				1958 ¹		
		Estab- lish- ments (number)	Sales (\$1,000)	Payroll, entire year (\$1,000)	Paid employees, workweek ended nearest Nov. 15 (number)	Estab- lish- ments (number)	Sales (\$1,000)	Payroll, entire year (\$1,000)
	RETAIL STORES							
	Total ² -----	2 265	437 637	50 233	15 735	2 022	345 549	39 272
52	Lumber, building materials, hardware, farm equip- ment dealers -----	87	18 535	1 935	478	78	18 850	1 740
5251	Hardware stores -----	28	3 664	355	94	20	4 601	434
52 ex. 5251	Other -----	59	14 871	1 580	384	58	14 249	1 306
53 part ²	General merchandise group stores ² -----	83	79 901	12 016	3 984	76	61 804	9 833
531	Department stores -----	9	66 527	10 313	3 268	5	(D)	(D)
533	Limited price variety stores -----	39	7 546	1 169	539	28	6 359	1 040
539	Miscellaneous general merchandise stores -----	35	5 828	534	177	31	(D)	(D)
54	Food stores -----	425	90 555	6 358	2 007	384	74 602	4 563
55 ex. 554	Automotive dealers -----	157	94 608	8 465	1 653	118	66 282	6 868
55 pt. (554)	Gasoline service stations -----	279	29 646	2 694	1 024	204	19 259	1 852
56	Apparel, accessory stores -----	156	24 110	3 623	1 139	140	23 478	3 638
561, 567	Men's, boys' apparel stores, custom tailors -----	30	5 751	984	244	30	5 049	874
562-3, 568	Women's clothing, specialty stores -----	40	9 076	1 420	518	41	10 532	1 766
562	Women's ready-to-wear stores ³ -----	22	6 654	1 081	381	24	9 024	1 575
565	Family clothing stores ³ -----	27	2 900	352	130	26	(D)	(D)
566	Shoe stores -----	53	6 006	829	227	36	4 149	530
564, 569	Other apparel, accessory stores -----	6	377	38	20	5	(D)	(D)
57	Furniture, home furnishings, equipment stores -----	157	22 238	3 478	812	112	18 261	2 933
5712	Furniture stores -----	69	12 166	2 068	439	48	12 414	1 961
5713-15, 19	Other home furnishings stores -----	38	2 886	412	117	22	1 418	250
572, 573	Household appliance, radio, television, music stores -----	50	7 186	998	256	42	4 429	722
58	Eating, drinking places -----	471	26 435	5 354	2 620	467	18 948	3 654
5812	Eating places -----	386	23 083	5 006	2 457	378	17 108	3 469
5813	Drinking places (alcoholic beverages) -----	85	3 352	348	163	89	1 840	185
59 pt. (591)	Drug stores, proprietary stores -----	113	16 114	2 389	886	104	9 748	1 146
59 ex. 591	Other retail stores ⁴ -----	337	35 495	3 921	1 132	339	34 317	3 045
592	Liquor stores -----	66	13 030	623	171	80	14 196	439
594	Book, stationery stores -----	13	(D)	(D)	(D)	15	(D)	(D)
595	Sporting goods stores, bicycle shops -----	9	1 121	139	30	9	730	102
597	Jewelry stores -----	26	3 482	576	141	32	3 350	626
5992	Florists -----	26	2 262	468	143	23	1 621	291
5996	Camera, photographic supply stores -----	2	(D)	(D)	(D)	3	(D)	(D)
	SELECTED SERVICES							
7011	Hotels, motels -----	56	6 238	1 620	1 024	50	5 074	1 583
783	Motion picture theaters -----	16	(D)	(D)	(D)	10	(D)	(D)

Standard Notes: - Represents zero. (D) Withheld to avoid disclosure. (NA) Not available.

¹1958 group totals for SIC 53 and 56 may include data for "nonemployer" establishments which could not be classified and tabulated by detailed kinds of business.

²Excludes nonstore retailers (i.e., mail order, direct selling, merchandise vending machine operators) part of SIC 53.

³1958 data limited to "employer" establishments.

⁴Includes data for those kinds of business in SIC 59 (ex. 591) not covered in any of the lines below.

TABLE 3. The Standard Metropolitan Statistical Area: 1963 and 1958

SIC code	Kind of business	1963				1958 ¹		
		Estab- lish- ments	Sales	Payroll, entire year	Paid employees, workweek ended nearest Nov. 15	Estab- lish- ments	Sales	Payroll, entire year
		(number)	(\$1,000)	(\$1,000)	(number)	(number)	(\$1,000)	(\$1,000)
	RETAIL STORES							
	Total ² -----	3 763	610 842	65 673	21 205	3 737	511 811	53 386
52	Lumber, building materials, hardware, farm equip- ment dealers -----	172	28 277	2 770	738	178	29 522	2 701
5251	Hardware stores -----	59	6 133	590	168	62	7 778	706
52 ex. 5251	Other -----	113	22 144	2 180	570	116	21 744	1 995
53 part ²	General merchandise group stores ² -----	176	95 171	13 558	4 674	247	75 403	11 075
531	Department stores -----	13	74 618	11 080	3 558	7	53 536	8 570
533	Limited price variety stores -----	69	10 970	1 615	787	58	(D)	(D)
539	Miscellaneous general merchandise stores -----	94	9 583	863	329	130	(D)	(D)
54	Food stores -----	779	140 035	9 253	3 061	782	133 163	7 893
55 ex. 554	Automotive dealers -----	274	128 313	11 036	2 248	222	87 753	8 394
55 pt. (554)	Gasoline service stations -----	522	50 493	4 392	1 625	490	41 522	3 699
56	Apparel, accessory stores -----	244	33 534	4 796	1 614	223	30 452	4 518
561, 567	Men's, boys' apparel stores, custom tailors -----	46	7 221	1 110	288	44	6 074	992
562-3, 568	Women's clothing, specialty stores -----	67	12 669	1 906	705	62	13 705	2 203
562	Women's ready-to-wear stores ³ -----	44	9 099	1 381	507	45	12 197	2 012
565	Family clothing stores ³ -----	52	5 853	731	304	45	(D)	(D)
566	Shoe stores -----	69	7 136	971	278	53	5 055	(D)
564, 569	Other apparel, accessory stores -----	10	655	78	39	15	(D)	(D)
57	Furniture, home furnishings, equipment stores -----	243	30 783	4 329	1 056	198	25 624	3 740
5712	Furniture stores -----	114	19 150	2 784	640	102	17 621	2 554
5713-15, 19	Other home furnishings stores -----	49	3 345	457	134	32	1 767	291
572, 573	Household appliance, radio, television, music stores -----	80	8 288	1 088	282	64	6 236	895
58	Eating, drinking places -----	670	35 540	7 258	3 468	713	27 033	5 188
5812	Eating places -----	559	31 607	6 877	3 281	596	24 823	4 976
5813	Drinking places (alcoholic beverages) -----	111	3 933	381	187	117	2 210	212
59 pt. (591)	Drug stores, proprietary stores -----	168	23 537	3 427	1 252	163	17 310	2 102
59 ex. 591	Other retail stores ⁴ -----	515	45 159	4 854	1 469	521	44 029	4 076
592	Liquor stores -----	77	13 214	637	180	85	14 347	445
594	Book, stationery stores -----	20	1 474	155	60	21	905	93
595	Sporting goods stores, bicycle shops -----	19	1 904	220	49	29	1 566	201
597	Jewelry stores -----	42	4 304	672	174	49	3 994	703
5992	Florists -----	52	2 944	572	186	47	2 360	392
5996	Camera, photographic supply stores -----	5	337	34	10	4	229	23
	SELECTED SERVICES							
7011	Hotels, motels -----	119	8 364	2 012	1 227	129	(NA)	(NA)
783	Motion picture theaters -----	24	(D)	(D)	(D)	27	174	42

Standard Notes: - Represents zero. (D) Withheld to avoid disclosure. (NA) Not available.

¹1958 group totals for SIC 53 and 56 may include data for "nonemployer" establishments which could not be classified and tabulated by detailed kinds of business.

²Excludes nonstore retailers (i.e., mail order, direct selling, merchandise vending machine operators) part of SIC 53.

³1958 data limited to "employer" establishments.

⁴Includes data for those kinds of business in SIC 59 (ex. 591) not covered in any of the lines below.

TABLE 4. CBD, City, SMSA—Sales Comparisons: 1958 and 1963

SIC code	Kind of business	Percent change in sales			Percent distribution of sales					
		Central business district	City	Standard metropolitan statistical area	Central business district		City		Standard metropolitan statistical area	
					1963	1958	1963	1958	1963	1958
	RETAIL STORES									
	Total ² -----	-3.3	26.6	19.3	100.0	100.0	100.0	100.0	100.0	100.0
52	Lumber, building materials, hardware, farm equipment dealers -----	27.0	-1.7	-4.2	2.7	2.0	4.2	5.5	4.6	5.8
5251	Hardware stores -----	(D)	-20.4	-21.2	(D)	(D)	0.8	1.3	1.0	1.5
52 ex. 5251	Other -----	(D)	4.4	1.8	(D)	(D)	3.4	4.1	3.6	4.2
53 part ²	General merchandise group stores ^{1,2} -----	10.0	29.3	26.2	49.8	43.8	18.3	17.9	15.6	14.7
531	Department stores -----	(D)	(D)	39.4	45.1	(D)	15.2	(D)	12.2	10.5
533	Limited price variety stores -----	(D)	18.7	(D)	(D)	3.7	1.7	1.8	1.8	(D)
539	Miscellaneous general merchandise stores -----	(D)	(D)	(D)	(D)	(D)	1.3	(D)	1.6	(D)
54	Food stores -----	13.6	21.4	5.2	2.7	2.3	20.7	21.6	22.9	26.0
55 ex. 554	Automotive dealers -----	-12.0	42.7	46.2	10.0	11.0	21.6	19.2	21.0	17.1
55 pt. (554)	Gasoline service stations -----	44.7	53.9	21.6	0.5	0.4	6.8	5.6	8.3	8.1
56	Apparel, accessory stores ¹ -----	-25.1	2.7	10.1	10.3	13.4	5.5	6.8	5.5	5.9
561, 567	Men's, boys' apparel stores, custom tailors -----	-16.9	13.9	18.9	3.1	3.6	1.3	1.5	1.2	1.2
562-3, 568	Women's clothing, specialty stores -----	-30.8	-13.8	-7.6	4.2	5.9	2.1	3.0	2.1	2.7
562	Women's ready-to-wear stores ³ -----	-37.3	-26.3	-25.4	3.4	5.3	1.5	2.6	1.5	2.4
565	Family clothing stores ³ -----	(D)	(D)	(D)	(D)	(D)	0.7	(D)	1.0	(D)
566	Shoe stores -----	-12.4	44.8	41.2	2.4	2.6	1.4	1.2	1.2	1.0
564, 569	Other apparel, accessory stores -----	(D)	(D)	(D)	(D)	(D)	0.1	(D)	0.1	(D)
57	Furniture, home furnishings, equipment stores -----	-15.6	21.8	20.1	9.5	10.9	5.1	5.3	5.0	5.0
5712	Furniture stores -----	-30.3	-2.0	8.7	5.7	7.9	2.8	3.6	3.1	3.4
5713-15, 19	Other home furnishings stores -----	(D)	103.5	89.3	(D)	(D)	0.7	0.4	0.5	0.3
572, 573	Household appliance, radio, television, music stores -----	(D)	62.2	32.9	(D)	(D)	1.6	1.3	1.4	1.2
58	Eating, drinking places -----	1.2	39.5	31.5	5.3	5.0	6.0	5.5	5.8	5.3
5812	Eating places -----	-2.9	34.9	27.3	4.6	4.6	5.3	5.0	5.2	4.9
5813	Drinking places (alcoholic beverages) -----	39.7	82.2	78.0	0.7	0.5	0.8	0.5	0.6	0.4
59 pt. (591)	Drug stores, proprietary stores -----	1.3	65.3	36.0	1.7	1.6	3.7	2.8	3.9	3.4
59 ex. 591	Other retail stores ⁴ -----	-25.2	3.4	2.6	7.4	9.6	8.1	9.9	7.4	8.6
592	Liquor stores -----	-2.8	-8.2	-7.9	1.6	1.6	3.0	4.1	2.2	2.8
594	Book, stationery stores -----	14.4	(D)	62.9	0.3	0.3	(D)	(D)	0.2	0.2
595	Sporting goods stores, bicycle shops -----	(D)	53.6	21.6	(D)	(D)	0.3	0.2	0.3	0.3
597	Jewelry stores -----	-6.1	3.9	7.8	2.2	2.2	0.8	1.0	0.7	0.8
5992	Florists -----	59.1	39.5	24.7	0.1	0.1	0.5	0.5	0.5	0.5
5996	Camera, photographic supply stores -----	(D)	(D)	47.2	(D)	(D)	(D)	(D)	0.1	0.0
	SELECTED SERVICES									
7011	Hotels, motels -----	-16.4	22.9	76.7	(x)	(x)	(x)	(x)	(x)	(x)
783	Motion picture theaters -----	(D)	(D)	(D)	(x)	(x)	(x)	(x)	(x)	(x)

Standard Notes: - Represents zero. (D) Withheld to avoid disclosure. (NA) Not available. (X) Not applicable. (-) Minus sign before number denotes decrease.
¹1958 group totals for SIC 53 and 56 may include data for "nonemployer" establishments which could not be classified and tabulated by detailed kinds of business.
²Excludes nonstore retailers (i.e., mail order, direct selling, merchandise vending machine operators) part of SIC 53.
³1958 data limited to "employer" establishments.
⁴Includes data for those kinds of business in SIC 59 (ex. 591) not covered in any of the lines below.

TABLE 5. CBD Sales as Percent of City and SMSA Sales: 1963 and 1958

SIC code	Kind of business	Central business district sales as—			
		Percent of city sales		Percent of standard metropolitan statistical area sales	
		1963	1958	1963	1958
	RETAIL STORES				
	Total ² -----	29.2	38.3	21.0	25.9
52	Lumber, building materials, hardware, farm equipment dealers -----	18.4	14.2	12.0	9.1
5251	Hardware stores -----	(D)	(D)	(D)	(D)
52 ex. 5251	Other -----	(D)	(D)	(D)	(D)
53 part ¹	General merchandise group stores ^{1,2} -----	79.8	93.8	67.0	76.9
531	Department stores -----	86.8	(D)	77.4	(D)
533	Limited price variety stores -----	(D)	76.0	(D)	(D)
539	Miscellaneous general merchandise stores -----	(D)	(D)	(D)	(D)
54	Food stores -----	3.9	4.1	2.5	2.3
55 ex. 554	Automotive dealers -----	13.6	22.0	10.0	16.6
55 pt. (554)	Gasoline service stations -----	2.3	2.5	1.4	1.2
56	Apparel, accessory stores ¹ -----	54.9	75.3	39.5	58.0
561, 567	Men's, boys' apparel stores, custom tailors -----	68.6	94.1	54.6	78.2
562-3, 568	Women's clothing, specialty stores -----	59.9	74.6	42.9	57.3
562	Women's ready-to-wear stores ³ -----	65.6	77.2	48.0	57.1
565	Family clothing stores ³ -----	(D)	(D)	(D)	(D)
566	Shoe stores -----	50.2	83.0	42.3	68.2
564, 569	Other apparel, accessory stores -----	(D)	(D)	(D)	(D)
57	Furniture, home furnishings, equipment stores -----	54.6	78.8	39.4	56.1
5712	Furniture stores -----	60.2	84.6	38.2	59.6
5713-15, 19	Other home furnishings stores -----	(D)	(D)	(D)	(D)
572, 573	Household appliance, radio, television, music stores -----	(D)	(D)	(D)	(D)
58	Eating, drinking places -----	25.6	35.2	19.0	24.7
5812	Eating places -----	25.4	35.3	18.5	24.3
5813	Drinking places (alcoholic beverages) -----	26.8	34.9	22.8	29.1
59 pt. (591)	Drug stores, proprietary stores -----	13.4	21.9	9.2	12.3
59 ex. 591	Other retail stores ⁴ -----	26.7	36.9	21.0	28.7
592	Liquor stores -----	15.4	14.6	15.2	14.4
594	Book, stationery stores -----	(D)	(D)	30.1	42.9
595	Sporting goods stores, bicycle shops -----	(D)	(D)	(D)	(D)
597	Jewelry stores -----	79.9	88.4	64.6	74.1
5992	Florists -----	6.5	5.7	5.0	3.9
5996	Camera, photographic supply stores -----	(D)	(D)	(D)	(D)
	SELECTED SERVICES				
7011	Hotels, motels -----	55.1	80.9	41.1	(NA)
783	Motion picture theaters -----	(D)	(D)	(D)	(D)

Standard Notes: — Represents zero. (D) Withheld to avoid disclosure. (NA) Not available.

¹1958 group totals for SIC 53 and 56 may include data for "nonemployer" establishments which could not be classified and tabulated by detailed kinds of business.

²Excludes nonstore retailers (i.e., mail order, direct selling, merchandise vending machine operators) part of SIC 53.

³1958 data limited to "employer" establishments.

⁴Includes data for those kinds of business in SIC 59 (ex. 591) not covered in any of the lines below.

TABLE 6. Other Major Retail Centers in the SMSA: 1963

MRC No. 1. Includes the planned center known as "Green Hills Village Shopping Center" and establishments on Hillsboro Pike from Crestwood Dr. to Hobbs Rd.

SIC code	Kind of business	Total	SIC code	Kind of business	Number of establishments
	Retail stores, total:				
	Number -----	70	55 ex. 554	Automotive Dealers -----	-
	Sales ----- \$1,000	18 934	55 pt. (554)	Gasoline service stations -----	11
54, 58, 591	Convenience goods stores:		56	Apparel, accessory stores -----	18
	Number -----	17	561, 567	Men's, boys' apparel stores, custom tailors -----	2
	Sales ----- \$1,000	7 933	562-3, 568	Women's clothing, specialty stores -----	8
53 part, 56, 57	Shopping goods stores:		562	Women's ready-to-wear stores -----	6
	Number -----	27	565	Family clothing stores -----	-
	Sales ----- \$1,000	7 974	566	Shoe stores -----	5
52, 55, 59 ex. 591	All other stores:		564, 569	Other apparel, accessory stores -----	3
	Number -----	26	57	Furniture, home furnishings, equipment stores -----	5
	Sales ----- \$1,000	3 027	5712	Furniture stores -----	3
		Number of establishments	5713-15, 19	Other home furnishings stores -----	-
			572, 573	Household appliance, radio, television, music stores -----	2
	Retail stores, total -----	70	58	Eating, drinking places -----	6
52	Lumber, building materials, hardware, farm equipment dealers -----	2	5812	Eating places -----	5
5251	Hardware stores -----	2	5813	Drinking places (alcoholic beverages) -----	1
52 ex. 5251	Other -----	-	59 pt. (591)	Drug stores, proprietary stores -----	4
53 part	General merchandise group stores -----	4	59 ex. 591	Other retail stores -----	13
531	Department stores -----	1	592	Liquor stores -----	-
533	Limited price variety stores -----	1	594	Book, stationery stores -----	2
539	Miscellaneous general merchandise stores -----	2	595	Sporting goods stores, bicycle shops -----	1
			597	Jewelry stores -----	2
54	Food stores -----	7	5992	Florists -----	1
			5996	Camera, photographic supply stores -----	1

MRC No. 2. Includes the planned centers known as "Madison Square" and "Gallatin Madison" and establishments on Gallatin Pike (Rd.) S. from Neeleys Bend Rd. to Due West Rd.

SIC code	Kind of business	Total	SIC code	Kind of business	Number of establishments
	Retail stores, total:				
	Number -----	41	55 ex. 554	Automotive dealers -----	3
	Sales ----- \$1,000	18 254	55 pt. (554)	Gasoline service stations -----	2
54, 58, 591	Convenience goods stores:		56	Apparel, accessory stores -----	11
	Number -----	12	561, 567	Men's, boys' apparel stores, custom tailors -----	2
	Sales ----- \$1,000	6 290	562-3, 568	Women's clothing, specialty stores -----	5
53 part, 56, 57	Shopping goods stores:		562	Women's ready-to-wear stores -----	4
	Number -----	17	565	Family clothing stores -----	-
	Sales ----- \$1,000	9 545	566	Shoe stores -----	3
52, 55, 59 ex. 591	All other stores:		564, 569	Other apparel, accessory stores -----	1
	Number -----	12	57	Furniture, home furnishings, equipment stores -----	2
	Sales ----- \$1,000	2 419	5712	Furniture stores -----	1
		Number of establishments	5713-15, 19	Other home furnishings stores -----	-
			572, 573	Household appliance, radio, television, music stores -----	1
	Retail stores, total -----	41	58	Eating, drinking places -----	5
52	Lumber, building materials, hardware, farm equipment dealers -----	2	5812	Eating places -----	5
5251	Hardware stores -----	2	5813	Drinking places (alcoholic beverages) -----	-
52 ex. 5251	Other -----	-	59 pt. (591)	Drug stores, proprietary stores -----	2
53 part	General merchandise group stores -----	4	59 ex. 591	Other retail stores -----	5
531	Department stores -----	3	592	Liquor stores -----	-
533	Limited price variety stores -----	1	594	Book, stationery stores -----	1
539	Miscellaneous general merchandise stores -----	-	595	Sporting goods stores, bicycle shops -----	-
			597	Jewelry stores -----	1
54	Food stores -----	5	5992	Florists -----	-
			5996	Camera, photographic supply stores -----	-

Standard Notes: - Represents zero. (D) Withheld to avoid disclosure. (NA) Not available.

TABLE 6. Other Major Retail Centers in the SMSA: 1963—Continued

MRC No. 3. Includes the planned center known as "Donelson Shopping Center" and establishments on Lebanon Pike (Rd.) from Park Dr. to Donelson Pike and on Old Lebanon Rd. from Shady Grove Rd. to Cliffdale Rd.

SIC code	Kind of business	Total	SIC code	Kind of business	Number of establishments
	Retail stores, total:				
	Number -----	70	55 ex. 554	Automotive Dealers -----	3
	Sales ----- \$1,000--	14 560	55 pt. (554)	Gasoline service stations -----	11
54, 58, 591	Convenience goods stores:		56	Apparel, accessory stores -----	13
	Number -----	19	561, 567	Men's, boys' apparel stores, custom tailors -----	1
	Sales ----- \$1,000--	4 545	562-3, 568	Women's clothing, specialty stores -----	7
53 part, 56, 57	Shopping goods stores:		562	Women's ready-to-wear stores -----	5
	Number -----	21	565	Family clothing stores -----	-
	Sales ----- \$1,000--	3 943	566	Shoe stores -----	3
52, 55, 59 ex. 591	All other stores:		564, 569	Other apparel, accessory stores -----	2
	Number -----	30	57	Furniture, home furnishings, equipment stores ----	4
	Sales ----- \$1,000--	6 072	5712	Furniture stores -----	3
		Number of establishments	5713-15, 19	Other home furnishings stores -----	1
			572, 573	Household appliance, radio, television, music stores -----	-
	Retail stores, total -----	70	58	Eating, drinking places -----	8
52	Lumber, building materials, hardware, farm equipment dealers -----	6	5812	Eating places -----	8
5251	Hardware stores -----	4	5813	Drinking places (alcoholic beverages) -----	-
52 ex. 5251	Other -----	2	59 pt. (591)	Drug stores, proprietary stores -----	5
53 part	General merchandise group stores -----	4	59 ex. 591	Other retail stores -----	10
531	Department stores -----	1	592	Liquor stores -----	-
533	Limited price variety stores -----	1	594	Book, stationery stores -----	-
539	Miscellaneous general merchandise stores -----	2	595	Sporting goods stores, bicycle shops -----	1
			597	Jewelry stores -----	2
54	Food stores -----	6	5992	Florists -----	2
			5996	Camera, photographic supply stores -----	1

Standard Notes: - Represents zero. (D) Withheld to avoid disclosure. (NA) Not available.

New Bedford, Mass., SMSA

CONTENTS

[Page numbers listed here omit the chapter prefix, 66-, which appears as part of number for each page]

	page
Standard Metropolitan Statistical Area Map	1
Chart on Retail Sales: 1963 and 1958	3
TABLE 1 The Central Business District: 1963 and 1958	4
2 The City: 1963 and 1958	5
3 The Standard Metropolitan Statistical Area: 1963 and 1958	6
4 CBD, City, SMSA—Sales Comparisons: 1958 and 1963	7
5 CBD Sales as Percent of City and SMSA Sales: 1963 and 1958	8
6 Other Major Retail Centers in the SMSA: 1963	—

1870-1871

...

...

...


...

NEW BEDFORD, MASS.

Standard Metropolitan Statistical Area, Central Business District, and Major Retail Centers

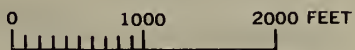


STANDARD METROPOLITAN STATISTICAL AREA & CENTRAL CITY



CENTRAL BUSINESS DISTRICT

Comprising Census Tract 18



NEW BEDFORD, MASS.

Standard Metropolitan Statistical Area, Central Business District, and Major Retail Centers




CITY &
MAJOR
RETAIL
CENTERS

- Central Business District
- ① No Major Retail Centers in Area




New Bedford SMSA


Retail Sales: 1958 and 1963 IN MILLIONS OF DOLLARS



New Bedford



Percent Change in Sales, 1958-1963 by Types of Stores



1963 CENSUS OF BUSINESS, U.S. Department of Commerce, Bureau of the Census

TABLE 1. The Central Business District: 1963 and 1958

SIC code	Kind of business	1963				1958 ¹		
		Estab- lish- ments (number)	Sales (\$1,000)	Payroll, entire year (\$1,000)	Paid employees, workweek ended nearest Nov. 15 (number)	Estab- lish- ments (number)	Sales (\$1,000)	Payroll, entire year (\$1,000)
RETAIL STORES								
	Total ² -----	217	41 921	6 140	2 097	221	35 929	5 550
52	Lumber, building materials, hardware, farm equip- ment dealers -----	5	268	57	16	7	891	107
5251	Hardware stores -----	2	(D)	(D)	(D)	1	(D)	(D)
52 ex. 5251	Other -----	3	(D)	(D)	(D)	6	(D)	(D)
53 part ³	General merchandise group stores ² -----	10	13 169	2 270	840	11	10 788	2 011
531	Department stores -----	2	(D)	(D)	(D)	5	(D)	(D)
533	Limited price variety stores -----	4	(D)	(D)	(D)	4	1 700	311
539	Miscellaneous general merchandise stores -----	4	3 685	664	227	2	(D)	(D)
54	Food stores -----	23	5 657	643	194	21	6 723	640
55 ex. 554	Automotive dealers -----	5	2 923	258	55	3	(D)	(D)
55 pt. (554)	Gasoline service stations -----	9	614	48	15	9	(D)	(D)
56	Apparel, accessory stores -----	45	7 141	1 060	388	49	7 037	1 091
561, 567	Men's, boys' apparel stores, custom tailors -----	5	1 033	131	39	11	1 493	151
562-3, 568	Women's clothing, specialty stores -----	21	4 388	692	273	25	4 342	775
562	Women's ready-to-wear stores ³ -----	11	3 919	639	250	18	3 926	731
565	Family clothing stores ³ -----	5	(D)	(D)	(D)	3	(D)	(D)
566	Shoe stores -----	12	838	136	32	7	650	95
564, 569	Other apparel, accessory stores -----	2	(D)	(D)	(D)	3	(D)	(D)
57	Furniture, home furnishings, equipment stores -----	13	1 804	334	82	13	1 929	308
5712	Furniture stores -----	3	1 194	246	43	7	1 401	236
5713-15, 19	Other home furnishings stores -----	5	196	16	6	1	(D)	(D)
572, 573	Household appliance, radio, television, music stores -----	5	414	72	33	5	(D)	(D)
58	Eating, drinking places -----	48	2 547	581	245	49	2 405	496
5812	Eating places -----	25	1 412	319	149	29	1 661	353
5813	Drinking places (alcoholic beverages) -----	23	1 135	262	96	20	744	143
59 pt. (591)	Drug stores, proprietary stores -----	7	957	142	45	6	851	128
59 ex. 591	Other retail stores ⁴ -----	52	6 841	747	217	53	4 545	676
592	Liquor stores -----	4	531	37	10	6	577	67
594	Book, stationery stores -----	3	(D)	(D)	(D)	6	890	187
595	Sporting goods stores, bicycle shops -----	1	(D)	(D)	(D)	2	(D)	(D)
597	Jewelry stores -----	15	1 220	136	51	12	921	130
5992	Florists -----	3	212	30	9	3	180	23
5996	Camera, photographic supply stores -----	2	(D)	(D)	(D)	2	(D)	(D)
SELECTED SERVICES								
7011	Hotels, motels -----	5	(D)	(D)	(D)	4	(D)	(D)
783	Motion picture theaters -----	3	(D)	(D)	(D)	4	505	154

Standard Notes: - Represents zero. (D) Withheld to avoid disclosure. (NA) Not available.

¹1958 group totals for SIC 53 and 56 may include data for "nonemployer" establishments which could not be classified and tabulated by detailed kinds of business.

²Excludes nonstore retailers (i.e., mail order, direct selling, merchandise vending machine operators) part of SIC 53.

³1958 data limited to "employer" establishments.

⁴Includes data for those kinds of business in SIC 59 (ex. 591) not covered in any of the lines below.

TABLE 2. The City: 1963 and 1958

SIC code	Kind of business	1963				1958 ¹		
		Estab- lish- ments (number)	Sales (\$1,000)	Payroll, entire year (\$1,000)	Paid employees, workweek ended nearest Nov. 15 (number)	Estab- lish- ments (number)	Sales (\$1,000)	Payroll, entire year (\$1,000)
RETAIL STORES								
	Total ² -----	1 152	136 691	15 627	5 198	1 318	122 330	(D)
52	Lumber, building materials, hardware, farm equip- ment dealers -----	49	4 526	454	120	50	3 809	366
5251	Hardware stores -----	14	643	65	22	16	717	69
52 ex. 5251	Other -----	35	3 883	389	98	34	3 092	297
53 part ²	General merchandise group stores ² -----	26	20 652	3 086	1 266	43	16 528	(D)
531	Department stores -----	3	(D)	(D)	(D)	6	12 669	2 167
533	Limited price variety stores -----	11	2 444	468	198	12	(D)	512
539	Miscellaneous general merchandise stores -----	12	(D)	(D)	(D)	17	1 168	(D)
54	Food stores -----	275	36 037	2 877	971	348	38 121	2 663
55 ex. 554	Automotive dealers -----	55	19 327	1 710	321	52	13 546	1 227
55 pt. (554)	Gasoline service stations -----	114	8 084	(D)	(D)	137	6 637	364
56	Apparel, accessory stores -----	97	10 585	1 480	522	104	10 098	(D)
561, 567	Men's, boys' apparel stores, custom tailors -----	19	1 653	218	63	25	2 113	221
562-3, 568	Women's clothing, specialty stores -----	38	5 477	844	327	42	(D)	(D)
562	Women's ready-to-wear stores ³ -----	24	4 802	762	291	22	(D)	(D)
565	Family clothing stores ³ -----	13	1 255	147	47	7	(D)	(D)
566	Shoe stores -----	24	(D)	(D)	(D)	18	(D)	171
564, 569	Other apparel, accessory stores -----	3	(D)	(D)	(D)	6	(D)	55
57	Furniture, home furnishings, equipment stores -----	81	6 589	1 045	266	81	6 524	964
5712	Furniture stores -----	34	4 091	728	149	31	(D)	(D)
5713-15, 19	Other home furnishings stores -----	22	(D)	(D)	(D)	15	821	94
572, 573	Household appliance, radio, television, music stores -----	25	(D)	(D)	(D)	35	(D)	(D)
58	Eating, drinking places -----	211	8 545	1 811	819	246	8 414	1 585
5812	Eating places -----	129	5 417	1 211	580	161	5 895	1 164
5813	Drinking places (alcoholic beverages) -----	82	3 128	600	239	85	2 519	421
59 pt. (591)	Drug stores, proprietary stores -----	55	5 417	667	236	57	4 704	596
59 ex. 591	Other retail stores ⁴ -----	189	16 929	(D)	(D)	200	13 949	1 719
592	Liquor stores -----	25	2 765	327	75	25	2 066	226
594	Book, stationery stores -----	8	1 650	199	69	9	931	192
595	Sporting goods stores, bicycle shops -----	11	340	(D)	(D)	13	200	(D)
597	Jewelry stores -----	21	1 345	153	60	23	1 082	150
5992	Florists -----	13	580	103	31	14	644	100
5996	Camera, photographic supply stores -----	4	(D)	(D)	(D)	5	628	119
SELECTED SERVICES								
7011	Hotels, motels -----	7	(D)	(D)	(D)	4	(D)	(D)
783	Motion picture theaters -----	6	382	(D)	(D)	5	(D)	(D)

Standard Notes: - Represents zero. (D) Withheld to avoid disclosure. (NA) Not available.

¹1958 group totals for SIC 53 and 56 may include data for "nonemployer" establishments which could not be classified and tabulated by detailed kinds of business.

²Excludes nonstore retailers (i.e., mail order, direct selling, merchandise vending machine operators) part of SIC 53.

³1958 data limited to "employer" establishments.

⁴Includes data for those kinds of business in SIC 59 (ex. 591) not covered in any of the lines below.

TABLE 3. The Standard Metropolitan Statistical Area: 1963 and 1958

SIC code	Kind of business	1963				1958 ¹		
		Estab- lish- ments	Sales	Payroll, entire year	Paid employees, workweek ended nearest Nov. 15	Estab- lish- ments	Sales	Payroll, entire year
		(number)	(\$1,000)	(\$1,000)	(number)	(number)	(\$1,000)	(\$1,000)
	RETAIL STORES							
	Total ² -----	1 532	176 003	19 894	6 579	1 659	144 319	15 796
52	Lumber, building materials, hardware, farm equip- ment dealers -----	73	7 471	817	202	70	6 007	587
5251	Hardware stores -----	20	920	110	33	24	1 029	98
52 ex. 5251	Other -----	53	6 551	707	169	46	4 978	489
53 part ³	General merchandise group stores ² -----	30	22 361	3 406	1 331	53	16 831	2 795
531	Department stores -----	4	15 008	2 077	867	6	12 669	2 167
533	Limited price variety stores -----	11	2 444	468	198	14	(D)	(D)
539	Miscellaneous general merchandise stores -----	15	4 909	861	266	25	(D)	(D)
54	Food stores -----	357	51 005	3 946	1 302	421	44 132	3 034
55 ex. 554	Automotive dealers -----	87	24 662	2 277	438	75	18 352	1 737
55 pt. (554)	Gasoline service stations -----	152	10 956	710	247	186	8 880	487
56	Apparel, accessory stores -----	113	11 643	1 624	572	110	10 195	1 409
561, 567	Men's, boys' apparel stores, custom tailors -----	22	1 826	248	73	25	2 113	221
562-3, 568	Women's clothing, specialty stores -----	45	5 693	866	336	43	5 011	863
562	Women's ready-to-wear stores ³ -----	31	5 018	784	300	23	4 428	807
565	Family clothing stores ³ -----	16	1 726	209	66	8	932	99
566	Shoe stores -----	26	1 932	255	74	20	1 365	171
564, 569	Other apparel, accessory stores -----	4	466	46	23	6	(D)	55
57	Furniture, home furnishings, equipment stores -----	93	7 329	1 126	290	89	7 022	1 029
5712	Furniture stores -----	41	4 503	777	160	33	4 341	722
5713-15, 19	Other home furnishings stores -----	25	1 091	135	40	15	821	94
572, 573	Household appliance, radio, television, music stores -----	27	1 735	214	90	41	1 860	213
58	Eating, drinking places -----	312	13 296	2 781	1 293	317	10 898	2 097
5812	Eating places -----	203	8 990	1 986	964	212	7 665	1 551
5813	Drinking places (alcoholic beverages) -----	109	4 306	795	329	105	3 233	546
59 pt. (591)	Drug stores, proprietary stores -----	68	7 183	902	317	68	5 746	731
59 ex. 591	Other retail stores ⁴ -----	247	20 097	2 305	587	270	16 256	1 890
592	Liquor stores -----	43	3 980	425	102	41	3 379	341
594	Book, stationery stores -----	8	1 650	199	69	13	951	192
595	Sporting goods stores, bicycle shops -----	15	657	47	14	17	317	30
597	Jewelry stores -----	21	1 345	153	60	23	1 082	150
5992	Florists -----	16	691	122	38	20	776	109
5996	Camera, photographic supply stores -----	4	(D)	(D)	(D)	5	628	119
	SELECTED SERVICES							
7011	Hotels, motels -----	17	913	(D)	(D)	10	(D)	(D)
783	Motion picture theaters -----	9	566	197	85	7	(D)	204

Standard Notes: - Represents zero. (D) Withheld to avoid disclosure. (NA) Not available.

¹1958 group totals for SIC 53 and 56 may include data for "nonemployer" establishments which could not be classified and tabulated by detailed kinds of business.

²Excludes nonstore retailers (i.e., mail order, direct selling, merchandise vending machine operators) part of SIC 53.

³1958 data limited to "employer" establishments.

⁴Includes data for those kinds of business in SIC 59 (ex. 591) not covered in any of the lines below.

TABLE 4. CBD, City, SMSA—Sales Comparisons: 1958 and 1963

SIC code	Kind of business	Percent change in sales			Percent distribution of sales					
		Central business district	City	Standard metropolitan statistical area	Central business district		City		Standard metropolitan statistical area	
					1963	1958	1963	1958	1963	1958
RETAIL STORES										
	Total ² -----	16.7	11.7	22.0	100.0	100.0	100.0	100.0	100.0	100.0
52	Lumber, building materials, hardware, farm equipment dealers -----	-69.9	18.8	24.4	0.6	2.5	3.3	3.1	4.2	4.2
5251	Hardware stores -----	(D)	-10.3	-10.6	(D)	(D)	0.5	0.6	0.5	0.7
52 ex. 5251	Other -----	(D)	25.6	31.6	(D)	(D)	2.8	2.5	3.7	3.4
53 part ¹	General merchandise group stores ^{1,2} -----	22.1	25.0	32.8	31.4	30.0	15.1	13.5	12.7	11.7
531	Department stores -----	(D)	(D)	18.5	(D)	(D)	(D)	10.4	8.5	8.8
533	Limited price variety stores -----	(D)	(D)	(D)	(D)	4.7	1.8	(D)	1.4	(D)
539	Miscellaneous general merchandise stores -----	(D)	(D)	(D)	8.8	(D)	(D)	1.0	2.8	(D)
54	Food stores -----	-15.9	-5.5	15.6	13.5	18.7	26.4	31.2	29.0	30.6
55 ex. 554	Automotive dealers -----	(D)	42.7	34.4	7.0	(D)	14.1	11.1	14.0	12.7
55 pt. (554)	Gasoline service stations -----	(D)	21.8	23.4	1.5	(D)	5.9	5.4	6.2	6.2
56	Apparel, accessory stores ¹ -----	1.5	4.8	14.2	17.0	19.6	7.7	8.3	6.6	7.1
561, 567	Men's, boys' apparel stores, custom tailors -----	-30.8	-21.8	-13.6	2.5	4.2	1.2	1.7	1.0	1.5
562-3, 568	Women's clothing, specialty stores -----	1.1	(D)	13.6	10.5	12.1	4.0	(D)	3.2	3.5
562	Women's ready-to-wear stores ³ -----	-0.2	(D)	13.3	9.3	10.9	3.5	(D)	2.9	3.1
565	Family clothing stores ³ -----	(D)	(D)	85.2	(D)	(D)	0.9	(D)	1.0	0.6
566	Shoe stores -----	28.9	(D)	41.5	2.0	1.8	(D)	(D)	1.1	0.9
564, 569	Other apparel, accessory stores -----	(D)	(D)	(D)	(D)	(D)	(D)	(D)	0.3	(D)
57	Furniture, home furnishings, equipment stores -----	-6.5	1.0	4.4	4.3	5.4	4.8	5.3	4.2	4.9
5712	Furniture stores -----	-14.8	(D)	3.7	2.8	3.9	3.0	(D)	2.6	3.0
5713-15, 19	Other home furnishings stores -----	(D)	(D)	32.9	0.5	(D)	(D)	0.7	0.6	0.6
572, 573	Household appliance, radio, television, music stores -----	(D)	(D)	-6.7	1.0	(D)	(D)	(D)	1.0	1.3
58	Eating, drinking places -----	5.9	1.6	22.0	6.1	6.7	6.3	6.9	7.6	7.5
5812	Eating places -----	-15.0	-8.1	17.3	3.4	4.6	4.0	4.8	5.1	5.3
5813	Drinking places (alcoholic beverages) -----	52.6	24.2	33.2	2.7	2.1	2.3	2.1	2.4	2.2
59 pt. (591)	Drug stores, proprietary stores -----	12.5	15.2	25.0	2.3	2.4	4.0	3.8	4.1	4.0
59 ex. 591	Other retail stores ⁴ -----	50.5	21.4	23.6	16.3	12.6	12.4	11.4	11.4	11.3
592	Liquor stores -----	-8.0	33.8	17.8	1.3	1.6	2.0	1.7	2.3	2.3
594	Book, stationery stores -----	(D)	77.2	73.5	(D)	2.5	1.2	0.8	0.9	0.7
595	Sporting goods stores, bicycle shops -----	(D)	70.0	107.3	(D)	(D)	0.2	0.2	0.4	0.2
597	Jewelry stores -----	32.5	24.3	24.3	2.9	2.6	1.0	0.9	0.8	0.7
5992	Florists -----	17.8	-9.9	-11.0	0.5	0.5	0.4	0.5	0.4	0.5
5996	Camera, photographic supply stores -----	(D)	(D)	(D)	(D)	(D)	(D)	0.5	(D)	0.4
SELECTED SERVICES										
7011	Hotels, motels -----	(D)	(D)	(D)	(x)	(x)	(x)	(x)	(x)	(x)
783	Motion picture theaters -----	(D)	(D)	(D)	(x)	(x)	(x)	(x)	(x)	(x)

Standard Notes: - Represents zero. (D) Withheld to avoid disclosure. (NA) Not available. (X) Not applicable. (-) Minus sign before number denotes decrease.

¹1958 groupstotals for SIC 53 and 56 may include data for "nonemployer" establishments which could not be classified and tabulated by detailed kinds of business.

²Excludes nonstore retailers (i.e., mail order, direct selling, merchandise vending machine operators) part of SIC 53.

³1958 data limited to "employer" establishments.

⁴Includes data for those kinds of business in SIC 59 (ex. 591) not covered in any of the lines below.

TABLE 5. CBD Sales as Percent of City and SMSA Sales: 1963 and 1958

SIC code	Kind of business	Central business district sales as—			
		Percent of city sales		Percent of standard metropolitan statistical area sales	
		1963	1958	1963	1958
RETAIL STORES					
	Total ² -----	30.7	29.4	23.8	24.9
52	Lumber, building materials, hardware, farm equipment dealers -----	5.9	23.4	3.6	14.8
5251	Hardware stores -----	(D)	(D)	(D)	(D)
52 ex. 5251	Other -----	(D)	(D)	(D)	(D)
53 part ²	General merchandise group stores ^{1,2} -----	63.8	65.3	58.9	64.1
531	Department stores -----	(D)	(D)	(D)	(D)
533	Limited price variety stores -----	(D)	(D)	(D)	(D)
539	Miscellaneous general merchandise stores -----	(D)	(D)	75.1	(D)
54	Food stores -----	15.7	17.6	11.1	15.2
55 ex. 554	Automotive dealers -----	15.1	(D)	11.9	(D)
55 pt. (554)	Gasoline service stations -----	7.6	(D)	5.6	(D)
56	Apparel, accessory stores ¹ -----	67.5	69.7	61.3	69.0
561, 567	Men's, boys' apparel stores, custom tailors -----	62.5	70.7	56.6	70.7
562-3, 568	Women's clothing, specialty stores -----	80.1	(D)	77.1	86.6
562	Women's ready-to-wear stores ³ -----	81.6	(D)	78.1	88.7
565	Family clothing stores ³ -----	(D)	(D)	(D)	(D)
566	Shoe stores -----	(D)	(D)	43.4	47.6
564, 569	Other apparel, accessory stores -----	(D)	(D)	(D)	(D)
57	Furniture, home furnishings, equipment stores -----	27.4	29.6	24.6	27.5
5712	Furniture stores -----	29.2	(D)	26.5	32.3
5713-15, 19	Other home furnishings stores -----	(D)	(D)	18.0	(D)
572, 573	Household appliance, radio, television, music stores -----	(D)	(D)	23.9	(D)
58	Eating, drinking places -----	29.8	28.6	19.2	22.1
5812	Eating places -----	26.1	28.2	15.7	21.7
5813	Drinking places (alcoholic beverages) -----	36.3	29.5	26.4	23.0
59 pt. (591)	Drug stores, proprietary stores -----	17.7	18.1	13.3	14.8
59 ex. 591	Other retail stores ⁴ -----	40.4	32.6	34.0	28.0
592	Liquor stores -----	19.2	27.9	13.3	17.1
594	Book, stationery stores -----	(D)	95.6	(D)	93.6
595	Sporting goods stores, bicycle shops -----	(D)	(D)	(D)	(D)
597	Jewelry stores -----	90.7	85.1	90.7	85.1
5992	Florists -----	36.6	28.0	30.7	23.2
5996	Camera, photographic supply stores -----	(D)	(D)	(D)	(D)
SELECTED SERVICES					
7011	Hotels, motels -----	(D)	(D)	(D)	(D)
783	Motion picture theaters -----	(D)	(D)	(D)	(D)

Standard Notes: - Represents zero. (D) Withheld to avoid disclosure. (NA) Not available.

¹1958 group totals for SIC 53 and 56 may include data for "nonemployer" establishments which could not be classified and tabulated by detailed kinds of business.

²Excludes nonstore retailers (i.e., mail order, direct selling, merchandise vending machine operators) part of SIC 53.

³1958 data limited to "employer" establishments.

⁴Includes data for those kinds of business in SIC 59 (ex. 591) not covered in any of the lines below.

TABLE 6. Other Major Retail Centers in the SMSA: 1963

(Not applicable)

New Haven, Conn., SMSA

CONTENTS

[Page numbers listed here omit the chapter prefix, 67-, which appears as part of number for each page]

	page
Standard Metropolitan Statistical Area Map	1
Chart on Retail Sales: 1963 and 1958	3
TABLE 1	
1 The Central Business District: 1963 and 1958	4
2 The City: 1963 and 1958	5
3 The Standard Metropolitan Statistical Area: 1963 and 1958	6
4 CBD, City, SMSA—Sales Comparisons: 1958 and 1963	7
5 CBD Sales as Percent of City and SMSA Sales: 1963 and 1958	8
6 Other Major Retail Centers in the SMSA: 1963	9

THE UNIVERSITY OF CHICAGO
DEPARTMENT OF CHEMISTRY

MEMORANDUM FOR THE RECORD
DATE: [illegible]
TO: [illegible]
FROM: [illegible]

[illegible text]

[illegible text]

NEW HAVEN, CONN.

Standard Metropolitan Statistical Area, Central Business District, and Major Retail Centers



CENTRAL
BUSINESS
DISTRICT


Comprising Census Tract 1

NEW HAVEN, CONN.

Standard Metropolitan Statistical Area, Central Business District, and Major Retail Centers




- Central Business District
- ① Major Retail Centers




New Haven SMSA

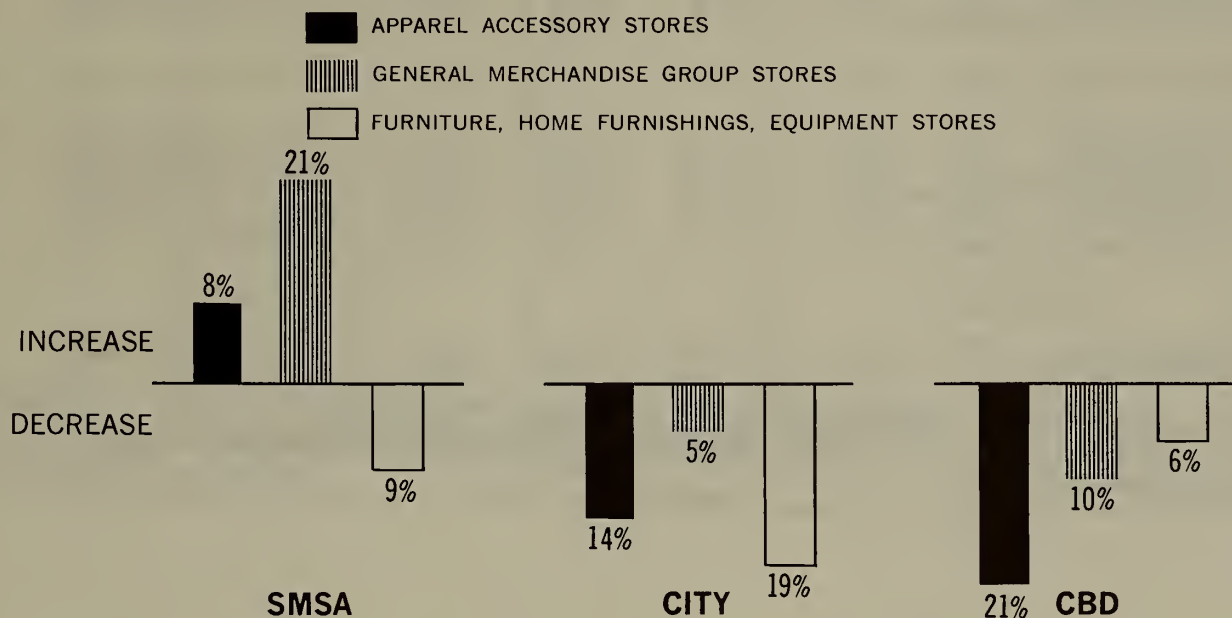
Retail Sales: 1958 and 1963 IN MILLIONS OF DOLLARS



New Haven



Percent Change in Sales, 1958-1963 by Types of Stores



1963 CENSUS OF BUSINESS, U.S. Department of Commerce, Bureau of the Census

TABLE 1. The Central Business District: 1963 and 1958^{1,†}

SIC code	Kind of business	1963				1958 ^{1,†}		
		Estab- lish- ments	Sales	Payroll, entire year	Paid employees, workweek ended nearest Nov. 15	Estab- lish- ments	Sales	Payroll, entire year
		(number)	(\$1,000)	(\$1,000)	(number)	(number)	(\$1,000)	(\$1,000)
	RETAIL STORES							
	Total ² -----	353	65 429	11 311	3 177	496	81 975	13 144
52	Lumber, building materials, hardware, farm equip- ment dealers -----	9	1 336	219	40	12	2 977	412
5251	Hardware stores -----	4	(D)	(D)	(D)	4	196	18
52 ex. 5251	Other -----	5	(D)	(D)	(D)	8	2 781	394
53 part ²	General merchandise group stores ² -----	13	19 602	3 337	1 162	22	21 808	3 520
531	Department stores -----	1	(D)	(D)	(D)	4	(D)	(D)
533	Limited price variety stores -----	6	5 227	1 015	386	8	6 105	1 093
539	Miscellaneous general merchandise stores -----	6	(D)	(D)	(D)	10	(D)	(D)
54	Food stores -----	21	2 929	285	104	25	6 037	540
55 ex. 554	Automotive dealers -----	5	749	149	23	7	1 820	250
55 pt. (554)	Gasoline service stations -----	10	916	68	17	13	1 087	100
56	Apparel, accessory stores -----	113	17 182	3 097	726	157	21 764	3 699
561, 567	Men's, boys' apparel stores, custom tailors -----	24	4 122	743	148	31	4 665	840
562-3, 568	Women's clothing, specialty stores -----	55	8 325	1 526	407	82	10 810	1 923
562	Women's ready-to-wear stores ³ -----	29	6 332	1 206	314	35	6 838	1 220
565	Family clothing stores ³ -----	8	(D)	(D)	(D)	9	1 781	367
566	Shoe stores -----	24	2 829	455	97	29	3 336	463
564, 569	Other apparel, accessory stores -----	2	(D)	(D)	(D)	6	1 172	106
57	Furniture, home furnishings, equipment stores -----	36	9 778	1 655	321	52	10 413	1 757
5712	Furniture stores -----	9	5 310	930	149	16	4 668	867
5713-15, 19	Other home furnishings stores -----	11	1 025	188	53	15	1 222	206
572, 573	Household appliance, radio, television, music stores -----	16	3 443	537	119	21	4 523	684
58	Eating, drinking places -----	56	3 732	884	357	79	4 908	1 185
5812	Eating places -----	43	3 004	760	310	61	4 147	1 067
5813	Drinking places (alcoholic beverages) -----	13	728	124	47	18	761	118
59 pt. (591)	Drug stores, proprietary stores -----	5	1 232	164	59	10	2 060	264
59 ex. 591	Other retail stores ⁴ -----	85	7 973	1 453	368	119	9 101	1 417
592	Liquor stores -----	8	443	23	10	16	910	22
594	Book, stationery stores -----	3	187	33	12	6	464	84
595	Sporting goods stores, bicycle shops -----	2	(D)	(D)	(D)	7	686	105
597	Jewelry stores -----	16	2 397	578	120	23	2 551	542
5992	Florists -----	2	(D)	(D)	(D)	6	163	19
5996	Camera, photographic supply stores -----	2	(D)	(D)	(D)	2	(D)	(D)
	SELECTED SERVICES							
7011	Hotels, motels -----	6	906	337	117	8	1 292	457
783	Motion picture theaters -----	4	982	239	92	4	1 143	281

Standard Notes: - Represents zero. (D) Withheld to avoid disclosure. (NA) Not available. [†]1958 data revised.

¹1958 group totals for SIC 53 and 56 may include data for "nonemployer" establishments which could not be classified and tabulated by detailed kinds of business.

²Excludes nonstore retailers (i.e., mail order, direct selling, merchandise vending machine operators) part of SIC 53.

³1958 data limited to "employer" establishments.

⁴Includes data for those kinds of business in SIC 59 (ex. 591) not covered in any of the lines below.

TABLE 2. The City: 1963 and 1958

SIC code	Kind of business	1963				1958 ¹		
		Estab- lish- ments (number)	Sales (\$1,000)	Payroll, entire year (\$1,000)	Paid employees, workweek ended nearest Nov. 15 (number)	Estab- lish- ments (number)	Sales (\$1,000)	Payroll, entire year (\$1,000)
RETAIL STORES								
	Total ² -----	1 643	226 029	29 426	8 179	2 242	240 463	29 035
52	Lumber, building materials, hardware, farm equip- ment dealers -----	56	6 978	1 046	212	74	10 095	1 483
5251	Hardware stores -----	20	1 141	111	38	28	1 651	192
52 ex. 5251	Other -----	36	5 837	935	174	46	8 444	1 291
53 part ²	General merchandise group stores ² -----	32	22 536	3 678	1 288	77	23 606	3 674
531	Department stores -----	2	(D)	(D)	(D)	4	(D)	(D)
533	Limited price variety stores -----	12	6 043	1 147	437	23	6 885	1 201
539	Miscellaneous general merchandise stores -----	18	(D)	(D)	(D)	38	(D)	(D)
54	Food stores -----	357	49 344	3 828	1 146	513	54 896	3 527
55 ex. 554	Automotive dealers -----	66	36 243	3 594	618	80	33 117	3 664
55 pt. (554)	Gasoline service stations -----	121	10 615	816	277	138	11 978	927
56	Apparel, accessory stores -----	176	24 127	4 430	1 031	250	28 170	4 542
561, 567	Men's, boys' apparel stores, custom tailors -----	51	8 637	1 772	354	51	7 549	1 303
562-3, 568	Women's clothing, specialty stores -----	63	10 057	1 848	496	114	12 351	2 125
562	Women's ready-to-wear stores ³ -----	36	7 624	1 474	392	52	8 076	1 385
565	Family clothing stores ³ -----	21	1 331	(D)	(D)	17	2 521	443
566	Shoe stores -----	34	3 847	573	128	47	3 996	545
564, 569	Other apparel, accessory stores -----	7	255	(D)	(D)	17	1 571	126
57	Furniture, home furnishings, equipment stores -----	89	16 708	2 735	531	185	20 613	2 983
5712	Furniture stores -----	34	8 726	1 435	243	59	9 192	1 447
5713-15, 19	Other home furnishings stores -----	22	2 125	445	109	51	2 527	451
572, 573	Household appliance, radio, television, music stores -----	33	5 857	855	179	75	8 894	1 085
58	Eating, drinking places -----	343	20 812	4 769	1 820	434	18 835	3 929
5812	Eating places -----	259	17 433	4 218	1 602	307	14 775	3 372
5813	Drinking places (alcoholic beverages) -----	84	3 379	551	218	127	4 060	557
59 pt. (591)	Drug stores, proprietary stores -----	67	7 815	971	296	90	8 830	924
59 ex. 591	Other retail stores ⁴ -----	336	30 851	3 559	960	401	30 323	3 382
592	Liquor stores -----	118	7 347	261	69	118	7 825	302
594	Book, stationery stores -----	10	4 531	600	202	22	3 457	496
595	Sporting goods stores, bicycle shops -----	6	831	136	37	19	926	127
597	Jewelry stores -----	18	2 570	597	127	35	2 708	547
5992	Florists -----	18	533	51	22	19	615	80
5996	Camera, photographic supply stores -----	3	(D)	(D)	(D)	4	(D)	(D)
SELECTED SERVICES								
7011	Hotels, motels -----	13	2 682	764	288	24	(D)	(D)
783	Motion picture theaters -----	12	1 680	413	162	19	1 984	494

Standard Notes: - Represents zero. (D) Withheld to avoid disclosure. (NA) Not available.

¹1958 group totals for SIC 53 and 56 may include data for "nonemployer" establishments which could not be classified and tabulated by detailed kinds of business.

²Excludes nonstore retailers (i.e., mail order, direct selling, merchandise vending machine operators) part of SIC 53.

³1958 data limited to "employer" establishments.

⁴Includes data for those kinds of business in SIC 59 (ex. 591) not covered in any of the lines below.

TABLE 3. The Standard Metropolitan Statistical Area: 1963 and 1958

SIC code	Kind of business	1963				1958 ¹		
		Estab- lish- ments (number)	Sales (\$1,000)	Payroll, entire year (\$1,000)	Paid employees, workweek ended nearest Nov. 15 (number)	Estab- lish- ments (number)	Sales (\$1,000)	Payroll, entire year (\$1,000)
	RETAIL STORES							
	Total ² -----	3 046	462 804	55 178	15 685	3 543	397 606	(NA)
52	Lumber, building materials, hardware, farm equip- ment dealers -----	128	22 746	3 047	581	158	23 173	(NA)
5251	Hardware stores -----	42	2 708	274	83	(NA)	(NA)	(NA)
52 ex. 5251	Other -----	86	20 038	2 773	498	(NA)	(NA)	(NA)
53 part ²	General merchandise group stores ² -----	69	48 899	6 652	2 410	114	40 268	(NA)
531	Department stores -----	9	36 584	4 589	1 614	(NA)	(NA)	(NA)
533	Limited price variety stores -----	23	8 575	1 555	606	(NA)	(NA)	(NA)
539	Miscellaneous general merchandise stores -----	37	3 740	508	190	(NA)	(NA)	(NA)
54	Food stores -----	608	125 474	9 828	2 916	759	104 433	(NA)
55 ex. 554	Automotive dealers -----	124	64 336	6 331	1 073	132	51 654	(NA)
55 pt. (554)	Gasoline service stations -----	293	27 516	2 172	739	295	24 084	(NA)
56	Apparel, accessory stores -----	253	39 473	6 588	1 709	320	36 708	5 682
561, 567	Men's, boys' apparel stores, custom tailors -----	60	10 887	2 092	421	61	9 078	1 537
562-3, 568	Women's clothing, specialty stores -----	97	17 085	2 763	835	138	14 085	2 391
562	Women's ready-to-wear stores ³ -----	58	12 590	2 050	591	64	9 427	1 600
565	Family clothing stores ³ -----	34	4 509	763	206	25	(D)	(D)
566	Shoe stores -----	50	5 014	743	166	64	5 252	693
564, 569	Other apparel, accessory stores -----	12	1 978	227	81	28	(D)	(D)
57	Furniture, home furnishings, equipment stores -----	166	23 822	3 734	767	273	26 026	(NA)
5712	Furniture stores -----	63	11 746	1 794	326	(NA)	(NA)	(NA)
5713-15, 19	Other home furnishings stores -----	45	4 072	826	194	(NA)	(NA)	(NA)
572, 573	Household appliance, radio, television, music stores -----	58	8 004	1 114	247	(NA)	(NA)	(NA)
58	Eating, drinking places -----	621	37 947	8 494	3 239	694	30 451	(NA)
5812	Eating places -----	473	31 135	7 425	2 824	(NA)	(NA)	(NA)
5813	Drinking places (alcoholic beverages) -----	148	6 812	1 069	415	(NA)	(NA)	(NA)
59 pt. (591)	Drug stores, proprietary stores -----	126	17 963	2 437	751	147	15 418	1 733
59 ex. 591	Other retail stores ⁴ -----	658	54 628	5 895	1 500	651	45 391	(NA)
592	Liquor stores -----	213	14 739	641	172	(NA)	(NA)	(NA)
594	Book, stationery stores -----	19	5 032	638	219	(NA)	(NA)	(NA)
595	Sporting goods stores, bicycle shops -----	24	1 437	201	56	(NA)	(NA)	(NA)
597	Jewelry stores -----	32	3 235	697	154	(NA)	(NA)	(NA)
5992	Florists -----	33	1 128	171	58	(NA)	(NA)	(NA)
5996	Camera, photographic supply stores -----	5	726	63	12	(NA)	(NA)	(NA)
	SELECTED SERVICES							
7011	Hotels, motels -----	28	4 066	1 108	411	(NA)	(NA)	(NA)
783	Motion picture theaters -----	20	2 376	567	231	(NA)	(NA)	(NA)

Standard Notes: - Represents zero. (D) Withheld to avoid disclosure. (NA) Not available.

¹1958 group totals for SIC 53 and 56 may include data for "nonemployer" establishments which could not be classified and tabulated by detailed kinds of business.²Excludes nonstore retailers (i.e., mail order, direct selling, merchandise vending machine operators) part of SIC 53.³1958 data limited to "employer" establishments.⁴Includes data for those kinds of business in SIC 59 (ex. 591) not covered in any of the lines below.

TABLE 4. CBD, City, SMSA—Sales Comparisons: 1958 and 1963

SIC code	Kind of business	Percent change in sales			Percent distribution of sales					
		Central business district	City	Standard metropolitan statistical area	Central business district		City		Standard metropolitan statistical area	
					1963	1958	1963	1958	1963	1958
RETAIL STORES										
	Total ² -----	-20.2	-6.0	16.4	100.0	100.0	100.0	100.0	100.0	100.0
52	Lumber, building materials, hardware, farm equipment dealers -----	-55.1	-30.9	-1.9	2.0	3.6	3.1	4.2	4.9	5.8
5251	Hardware stores -----	(D)	-30.9	(NA)	(D)	0.2	0.5	0.7	0.6	(NA)
52 ex. 5251	Other -----	(D)	-30.9	(NA)	(D)	3.4	2.6	3.5	4.3	(NA)
53 part ²	General merchandise group stores ^{1,2} -----	-10.1	-4.5	21.4	30.0	26.6	10.0	9.8	10.6	10.1
531	Department stores -----	(D)	(D)	(NA)	(D)	(D)	(D)	(D)	7.9	(NA)
533	Limited price variety stores -----	-14.4	-12.2	(NA)	8.0	7.4	2.7	2.9	1.9	(NA)
539	Miscellaneous general merchandise stores -----	(D)	(D)	(NA)	(D)	(D)	(D)	(D)	0.8	(NA)
54	Food stores -----	-51.5	-10.1	20.1	4.5	7.4	21.8	22.8	27.1	26.3
55 ex. 554	Automotive dealers -----	-58.9	9.4	24.6	1.1	2.2	16.0	13.8	13.9	13.0
55 pt. (554)	Gasoline service stations -----	-15.7	-11.4	14.3	1.4	1.3	4.7	5.0	5.9	6.1
56	Apparel, accessory stores ¹ -----	-21.1	-14.4	7.5	26.3	26.5	10.7	11.7	8.5	9.2
561, 567	Men's, boys' apparel stores, custom tailors -----	-11.6	14.4	19.9	6.3	5.7	3.8	3.1	2.4	2.3
562-3, 568	Women's clothing, specialty stores -----	-23.0	-18.6	21.3	12.7	13.2	4.4	5.1	3.7	3.5
562	Women's ready-to-wear stores ³ -----	-7.4	-5.6	33.6	9.7	8.3	3.4	3.4	2.7	2.4
565	Family clothing stores ³ -----	(D)	-47.2	(D)	(D)	2.2	0.6	1.0	1.0	(D)
566	Shoe stores -----	-15.2	-3.7	-4.5	4.3	4.1	1.7	1.7	1.1	1.3
564, 569	Other apparel, accessory stores -----	(D)	-83.8	(D)	0.0	1.4	0.1	0.7	0.4	(D)
57	Furniture, home furnishings, equipment stores -----	-6.1	-19.0	-8.5	14.9	12.7	7.4	8.6	5.1	6.5
5712	Furniture stores -----	13.8	-5.1	(NA)	8.1	5.7	3.9	3.8	2.5	(NA)
5713-15, 19	Other home furnishings stores -----	-16.1	-15.9	(NA)	1.6	1.5	0.9	1.1	0.9	(NA)
572, 573	Household appliance, radio, television, music stores -----	-23.9	-34.2	(NA)	5.3	5.5	2.6	3.7	1.7	(NA)
58	Eating, drinking places -----	-24.0	10.5	24.6	5.7	6.0	9.2	7.8	8.2	7.7
5812	Eating places -----	-27.6	18.0	(NA)	4.6	5.1	7.7	6.1	6.7	(NA)
5813	Drinking places (alcoholic beverages) -----	-4.3	-16.8	(NA)	1.1	0.9	1.5	1.7	1.5	(NA)
59 pt. (591)	Drug stores, proprietary stores -----	-40.2	-11.5	16.5	1.9	2.5	3.5	3.7	3.9	3.9
59 ex. 591	Other retail stores ⁴ -----	-12.4	1.7	20.3	12.2	11.1	13.6	12.6	11.8	11.4
592	Liquor stores -----	-51.3	-6.1	(NA)	0.7	1.1	3.3	3.3	3.2	(NA)
594	Book, stationery stores -----	-59.7	31.1	(NA)	0.3	0.6	2.0	1.4	1.1	(NA)
595	Sporting goods stores, bicycle shops -----	(D)	-10.3	(NA)	(D)	0.8	0.4	0.4	0.3	(NA)
597	Jewelry stores -----	-6.0	-5.1	(NA)	3.7	3.1	1.1	1.1	0.7	(NA)
5992	Florists -----	(D)	-13.3	(NA)	(D)	0.2	0.2	0.3	0.2	(NA)
5996	Camera, photographic supply stores -----	(D)	(D)	(NA)	(D)	(D)	(D)	(D)	0.2	(NA)
SELECTED SERVICES										
7011	Hotels, motels -----	-29.9	(D)	(NA)	(x)	(x)	(x)	(x)	(x)	(x)
783	Motion picture theaters -----	-14.1	-15.3	(NA)	(x)	(x)	(x)	(x)	(x)	(x)

Standard Notes: - Represents zero. (D) Withheld to avoid disclosure. (NA) Not available. (X) Not applicable. (-) Minus sign before number denotes decrease.

¹1958 group totals for SIC 53 and 56 may include data for "nonemployer" establishments which could not be classified and tabulated by detailed kinds of business.

²Excludes nonstore retailers (i.e., mail order, direct selling, merchandise vending machine operators) part of SIC 53.

³1958 data limited to "employer" establishments.

⁴Includes data for those kinds of business in SIC 59 (ex. 591) not covered in any of the lines below.

TABLE 5. CBD Sales as Percent of City and SMSA Sales: 1963 and 1958

SIC code	Kind of business	Central business district sales as—			
		Percent of city sales		Percent of standard metropolitan statistical area sales	
		1963	1958	1963	1958
	RETAIL STORES				
	Total ² -----	28.9	34.1	14.1	20.6
52	Lumber, building materials, hardware, farm equipment dealers ----	19.1	29.5	5.9	12.8
5251	Hardware stores -----	(D)	11.9	(D)	(NA)
52 ex. 5251	Other -----	(D)	32.9	(D)	(NA)
53 part ²	General merchandise group stores ^{1,2} -----	87.0	92.4	40.1	54.2
531	Department stores -----	(D)	(D)	(D)	(NA)
533	Limited price variety stores -----	86.5	88.7	61.0	(NA)
539	Miscellaneous general merchandise stores -----	(D)	(D)	(D)	(NA)
54	Food stores -----	5.9	11.0	2.3	5.8
55 ex. 554	Automotive dealers -----	2.1	5.5	1.2	3.5
55 pt. (554)	Gasoline service stations -----	8.6	9.1	3.3	4.5
56	Apparel, accessory stores ¹ -----	71.2	77.3	43.5	59.3
561, 567	Men's, boys' apparel stores, custom tailors -----	47.7	61.8	37.9	51.4
562-3, 568	Women's clothing, specialty stores -----	82.8	87.5	48.7	76.7
562	Women's ready-to-wear stores ³ -----	83.1	84.7	50.3	72.5
565	Family clothing stores ³ -----	(D)	70.6	(D)	(D)
566	Shoe stores -----	73.5	83.5	56.4	63.5
564, 569	Other apparel, accessory stores -----	(D)	74.6	(D)	(D)
57	Furniture, home furnishings, equipment stores -----	58.5	50.5	41.0	40.0
5712	Furniture stores -----	60.9	50.8	45.2	(NA)
5713-15, 19	Other home furnishings stores -----	48.2	48.4	25.2	(NA)
572, 573	Household appliance, radio, television, music stores -----	58.8	50.9	43.0	(NA)
58	Eating, drinking places -----	17.9	26.1	9.8	16.1
5812	Eating places -----	17.2	28.1	9.6	(NA)
5813	Drinking places (alcoholic beverages) -----	21.5	18.7	10.7	(NA)
59 pt. (591)	Drug stores, proprietary stores -----	15.8	23.2	6.9	13.4
59 ex. 591	Other retail stores ⁴ -----	25.8	30.0	14.6	20.1
592	Liquor stores -----	6.0	11.6	3.0	(NA)
594	Book, stationery stores -----	4.1	13.4	3.7	(NA)
595	Sporting goods stores, bicycle shops -----	(D)	74.1	(D)	(NA)
597	Jewelry stores -----	93.3	94.2	74.1	(NA)
5992	Florists -----	(D)	26.5	(D)	(NA)
5996	Camera, photographic supply stores -----	(D)	(D)	(D)	(NA)
	SELECTED SERVICES				
7011	Hotels, motels -----	33.8	(D)	22.3	(NA)
783	Motion picture theaters -----	58.5	57.6	41.3	(NA)

Standard Notes: — Represents zero. (D) Withheld to avoid disclosure. (NA) Not available.

¹1958 group totals for SIC 53 and 56 may include data for "nonemployer" establishments which could not be classified and tabulated by detailed kinds of business.

²Excludes nonstore retailers (i.e., mail order, direct selling, merchandise vending machine operators) part of SIC 53.

³1958 data limited to "employer" establishments.

⁴Includes data for those kinds of business in SIC 59 (ex. 591) not covered in any of the lines below.

TABLE 6. Other Major Retail Centers in the SMSA: 1963

MRC No. 1. Includes the planned centers known as "Hamden Plaza" and "Hamden Mart" and establishments on Dixwell Ave. from Connelly Pkwy. to Shephard Ave.

SIC code	Kind of business	Total	SIC code	Kind of business	Number of establishments
	Retail stores, total:				
	Number -----	66	55 ex. 554	Automotive Dealers -----	5
	Sales ----- \$1,000	49 491	55 pt. (554)	Gasoline service stations -----	5
54, 58, 591	Convenience goods stores:		56	Apparel, accessory stores -----	16
	Number -----	13	561, 567	Men's, boys' apparel stores, custom tailors -----	1
	Sales ----- \$1,000	10 777	562-3, 568	Women's clothing, specialty stores -----	7
53 part, 56, 57	Shopping goods stores:		562	Women's ready-to-wear stores -----	2
	Number -----	29	565	Family clothing stores -----	1
	Sales ----- \$1,000	25 754	566	Shoe stores -----	4
			564, 569	Other apparel, accessory stores -----	3
52, 55, 59 ex. 591	All other stores:		57	Furniture, home furnishings, equipment stores -----	4
	Number -----	24	5712	Furniture stores -----	-
	Sales ----- \$1,000	12 960	5713-15, 19	Other home furnishings stores -----	2
			572, 573	Household appliance, radio, television, music stores -----	2
	Retail stores, total -----	66	58	Eating, drinking places -----	4
52	Lumber, building materials, hardware, farm equipment dealers -----	1	5812	Eating places -----	4
5251	Hardware stores -----	-	5813	Drinking places (alcoholic beverages) -----	-
52 ex. 5251	Other -----	1	59 pt. (591)	Drug stores, proprietary stores -----	2
			59 ex. 591	Other retail stores -----	13
53 part	General merchandise group stores -----	9	592	Liquor stores -----	2
531	Department stores -----	4	594	Book, stationery stores -----	2
533	Limited price variety stores -----	3	595	Sporting goods stores, bicycle shops -----	2
539	Miscellaneous general merchandise stores -----	2	597	Jewelry stores -----	2
			5992	Florists -----	-
54	Food stores -----	7	5996	Camera, photographic supply stores -----	-

Standard Notes: - Represents zero. (D) Withheld to avoid disclosure. (NA) Not available.

New Orleans, La., SMSA

CONTENTS

[Page numbers listed here omit the chapter prefix, 68-, which appears as part of number for each page]

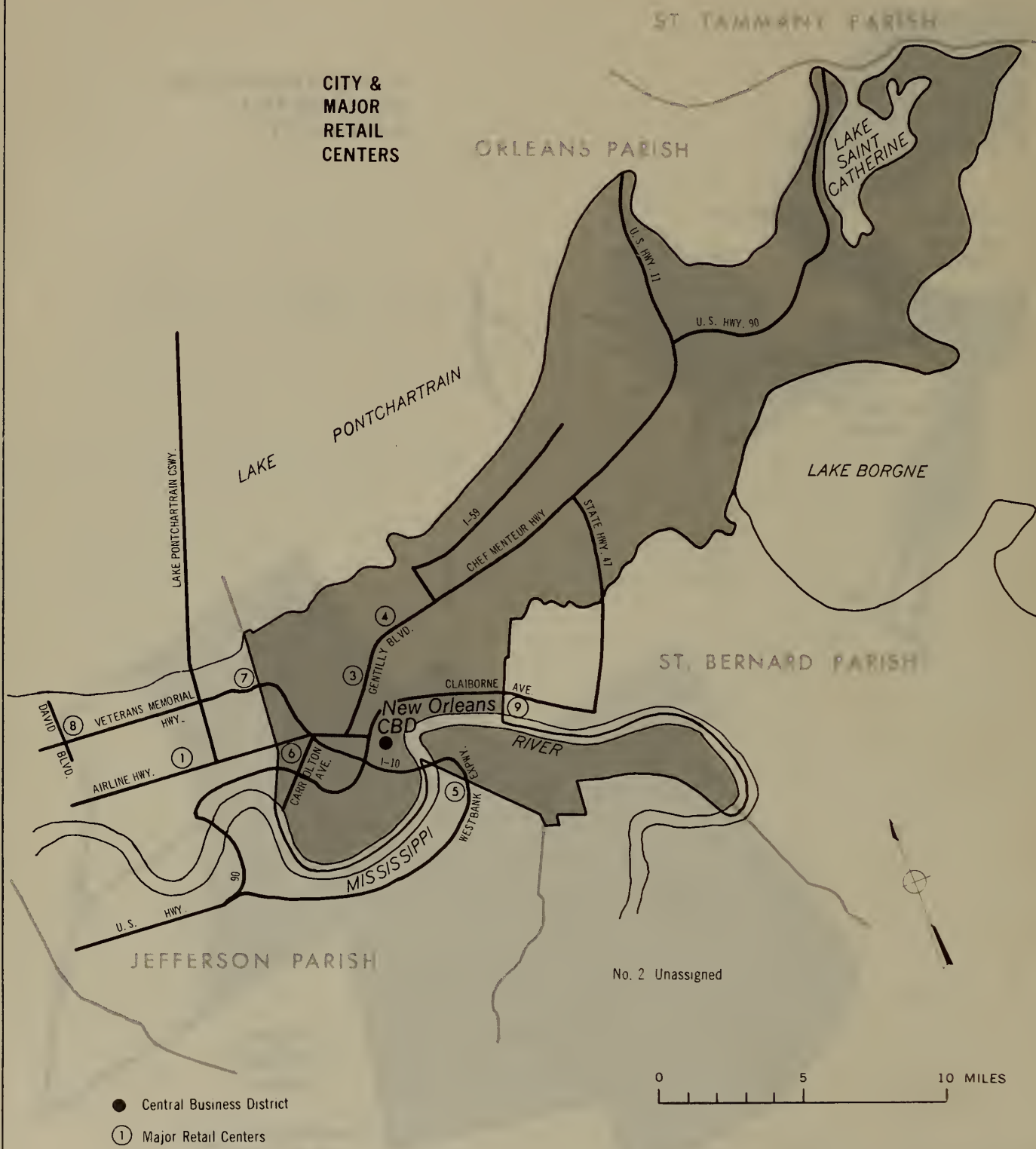
	page
Standard Metropolitan Statistical Area Map	1
Chart on Retail Sales: 1963 and 1958	3
TABLE 1 The Central Business District: 1963 and 1958	4
2 The City: 1963 and 1958	5
3 The Standard Metropolitan Statistical Area: 1963 and 1958	6
4 CBD, City, SMSA—Sales Comparisons: 1958 and 1963	7
5 CBD Sales as Percent of City and SMSA Sales: 1963 and 1958	8
6 Other Major Retail Centers in the SMSA: 1963	9

CHAPTER

OF THE


NEW ORLEANS, LA.

Standard Metropolitan Statistical Area, Central Business District, and Major Retail Centers




New Orleans SMSA

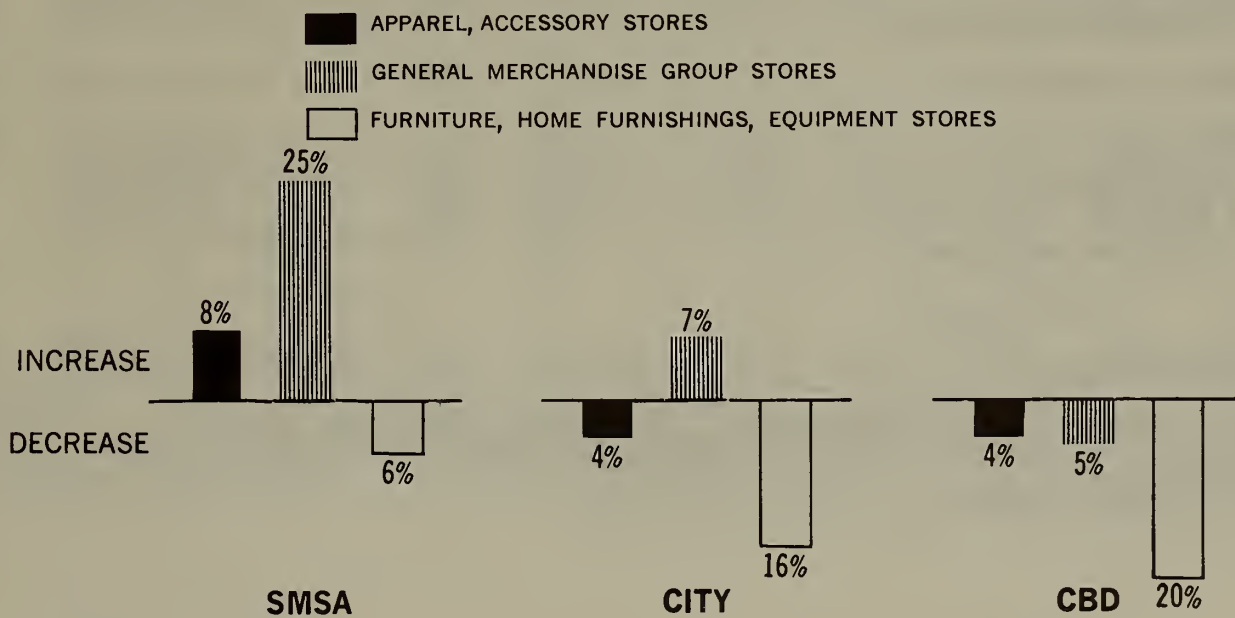
Retail Sales: 1958 and 1963 IN MILLIONS OF DOLLARS



New Orleans



Percent Change in Sales, 1958-1963 by Types of Stores



1963 CENSUS OF BUSINESS, U.S. Department of Commerce, Bureau of the Census

TABLE 1. The Central Business District: 1963 and 1958

SIC code	Kind of business	1963				1958 ¹		
		Estab- lish- ments	Sales	Payroll, entire year	Paid employees, workweek ended nearest Nov. 15	Estab- lish- ments	Sales	Payroll, entire year
		(number)	(\$1,000)	(\$1,000)	(number)	(number)	(\$1,000)	(\$1,000)
	RETAIL STORES							
	Total ^{2,†} -----	846	254 355	42 022	13 307	918	260 262	42 612
52	Lumber, building materials, hardware, farm equip- ment dealers -----	8	1 186	132	39	10	925	99
5251	Hardware stores -----	1	(D)	(D)	(D)	1	(D)	(D)
52 ex. 5251	Other -----	7	(D)	(D)	(D)	9	(D)	(D)
53 part ²	General merchandise group stores ² -----	29	90 440	16 479	5 261	35	95 410	16 843
531	Department stores -----	5	75 263	14 021	4 362	7	78 691	14 076
533	Limited price variety stores -----	6	11 291	1 985	754	5	13 270	2 232
539	Miscellaneous general merchandise stores -----	18	3 886	473	145	23	3 449	535
54	Food stores -----	45	3 971	409	145	56	7 698	652
55 ex. 554	Automotive dealers -----	16	32 388	3 117	573	22	29 965	3 468
55 pt. (554)	Gasoline service stations -----	14	2 025	232	84	17	1 459	186
56	Apparel, accessory stores -----	154	51 591	7 899	2 406	157	53 853	8 317
561, 567	Men's, boys' apparel stores, custom tailors -----	54	11 399	1 781	477	64	11 634	1 692
562-3, 568	Women's clothing, specialty stores -----	47	21 730	3 124	1 052	38	22 105	3 291
562	Women's ready-to-wear stores ³ -----	23	19 618	2 815	934	25	21 072	3 131
565	Family clothing stores ³ -----	10	9 417	1 656	511	11	10 902	1 912
566	Shoe stores -----	35	7 917	1 192	310	37	8 861	1 387
564, 569	Other apparel, accessory stores -----	8	1 128	146	56	7	351	35
57	Furniture, home furnishings, equipment stores [†] -----	38	9 928	2 041	476	43	12 441	2 316
5712	Furniture stores [†] -----	14	6 370	1 325	315	16	8 711	1 580
5713-15, 19	Other home furnishings stores -----	9	439	54	18	10	428	34
572, 573	Household appliance, radio, television, music stores -----	15	3 119	662	143	17	3 302	702
58	Eating, drinking places -----	276	28 455	6 312	2 837	291	26 059	5 627
5812	Eating places -----	170	20 479	4 792	2 282	181	19 470	4 504
5813	Drinking places (alcoholic beverages) -----	106	7 976	1 520	555	110	6 589	1 123
59 pt. (591)	Drug stores, proprietary stores -----	14	6 807	1 149	366	21	7 211	1 105
59 ex. 591	Other retail stores ⁴ -----	252	27 564	4 252	1 120	266	25 241	3 999
592	Liquor stores -----	7	(D)	(D)	(D)	11	1 761	103
594	Book, stationery stores -----	13	1 950	376	97	18	1 646	334
595	Sporting goods stores, bicycle shops -----	4	724	109	24	4	(D)	(D)
597	Jewelry stores -----	40	8 920	1 554	387	46	9 433	1 726
5992	Florists -----	3	114	14	7	5	235	42
5996	Camera, photographic supply stores -----	5	1 370	215	41	3	1 679	194
	SELECTED SERVICES							
7011	Hotels, motels -----	34	21 091	6 950	3 014	40	18 615	5 954
783	Motion picture theaters -----	10	2 826	555	210	9	2 262	485

Standard Notes: - Represents zero. (D) Withheld to avoid disclosure. (NA) Not available. †1958 data revised.

¹1958 group totals for SIC 53 and 56 may include data for "nonemployer" establishments which could not be classified and tabulated by detailed kinds of business.

²Excludes nonstore retailers (i.e., mail order, direct selling, merchandise vending machine operators) part of SIC 53.

³1958 data limited to "employer" establishments.

⁴Includes data for those kinds of business in SIC 59 (ex. 591) not covered in any of the lines below.

TABLE 2. The City: 1963 and 1958

SIC code	Kind of business	1963				1958 ¹		
		Estab- lish- ments (number)	Sales (\$1,000)	Payroll, entire year (\$1,000)	Paid employees, workweek ended nearest Nov. 15 (number)	Estab- lish- ments (number)	Sales (\$1,000)	Payroll, entire year (\$1,000)
RETAIL STORES								
	Total ²	4 212	758 820	96 581	30 919	5 688	749 300	89 320
52	Lumber, building materials, hardware, farm equip- ment dealers	141	22 763	3 199	771	215	26 169	3 056
5251	Hardware stores	67	4 448	514	148	107	5 343	468
52 ex. 5251	Other	74	18 315	2 685	623	108	20 826	2 588
53 part ²	General merchandise group stores ²	122	130 705	21 268	6 786	171	122 398	20 335
531	Department stores	9	(D)	(D)	(D)	11	(D)	(D)
533	Limited price variety stores	50	19 806	3 236	1 268	46	19 131	3 065
539	Miscellaneous general merchandise stores	63	(D)	(D)	(D)	88	(D)	(D)
54	Food stores	888	168 717	12 251	4 181	1 466	186 326	10 226
55 ex. 554	Automotive dealers	180	129 827	12 539	2 311	200	100 547	10 042
55 pt. (554)	Gasoline service stations	378	39 661	3 728	1 362	450	35 811	3 438
56	Apparel, accessory stores	313	65 235	10 284	3 307	326	67 573	10 012
561, 567	Men's, boys' apparel stores, custom tailors	72	13 278	2 028	571	82	12 997	1 838
562-3, 568	Women's clothing, specialty stores	97	29 354	4 183	1 512	84	27 781	4 071
562	Women's ready-to-wear stores ³	64	26 826	3 812	1 363	62	26 190	3 829
565	Family clothing stores ³	51	(D)	(D)	(D)	41	13 511	2 192
566	Shoe stores	73	11 309	1 643	452	87	11 967	1 770
564, 569	Other apparel, accessory stores	20	(D)	(D)	(D)	26	1 209	141
57	Furniture, home furnishings, equipment stores	187	40 337	6 088	1 435	261	47 987	7 521
5712	Furniture stores	90	26 307	3 940	948	106	28 884	4 858
5713-15, 19	Other home furnishings stores	33	(D)	(D)	(D)	47	3 947	696
572, 573	Household appliance, radio, television, music stores	64	(D)	(D)	(D)	108	15 156	1 967
58	Eating, drinking places	1 284	78 050	15 436	7 098	1 678	80 796	14 091
5812	Eating places	642	54 015	12 332	5 730	824	53 589	11 193
5813	Drinking places (alcoholic beverages)	642	24 035	3 104	1 368	854	27 207	2 898
59 pt. (591)	Drug stores, proprietary stores	186	36 016	5 027	1 737	242	34 002	4 229
59 ex. 591	Other retail stores ⁴	533	47 509	6 761	1 931	679	47 691	6 370
592	Liquor stores	68	9 092	582	206	107	8 165	459
594	Book, stationery stores	16	2 568	506	127	34	2 239	415
595	Sporting goods stores, bicycle shops	22	2 842	323	78	23	1 524	136
597	Jewelry stores	58	10 085	1 712	434	88	10 841	1 886
5992	Florists	53	3 615	718	228	NA	NA	NA
5996	Camera, photographic supply stores	9	(D)	(D)	(D)	NA	NA	NA
SELECTED SERVICES								
7011	Hotels, motels	101	30 735	9 283	3 941	148	(D)	(D)
783	Motion picture theaters	44	(D)	(D)	(D)	61	(D)	(D)

Standard Notes: - Represents zero. (D) Withheld to avoid disclosure. (NA) Not available.

¹1958 group totals for SIC 53 and 56 may include data for "nonemployer" establishments which could not be classified and tabulated by detailed kinds of business.

²Excludes nonstore retailers (i.e., mail order, direct selling, merchandise vending machine operators) part of SIC 53.

³1958 data limited to "employer" establishments.

⁴Includes data for those kinds of business in SIC 59 (ex. 591) not covered in any of the lines below.

TABLE 3. The Standard Metropolitan Statistical Area: 1963 and 1958

SIC code	Kind of business	1963				1958 ¹		
		Estab- lish- ments	Sales	Payroll, entire year	Paid employees, workweek ended nearest Nov. 15	Estab- lish- ments	Sales	Payroll, entire year
		(number)	(\$1,000)	(\$1,000)	(number)	(number)	(\$1,000)	(\$1,000)
	RETAIL STORES							
	Total ² -----	5 958	1 076 409	127 735	41 277	7 482	947 169	106 419
52	Lumber, building materials, hardware, farm equip- ment dealers -----	254	38 706	5 047	1 229	341	36 192	4 071
5251	Hardware stores -----	115	(D)	(D)	(D)	163	7 879	676
52 ex. 5251	Other -----	139	(D)	(D)	(D)	178	28 313	3 395
53 part ²	General merchandise group stores ² -----	206	170 021	25 500	8 707	254	135 941	22 070
531	Department stores -----	15	126 202	18 849	6 183	13	101 544	17 178
533	Limited price variety stores -----	89	31 405	5 020	1 985	74	(D)	(D)
539	Miscellaneous general merchandise stores -----	102	12 414	1 631	541	89	(D)	(D)
54	Food stores -----	1 234	282 794	20 185	6 566	1 922	266 113	14 278
55 ex. 554	Automotive dealers -----	280	180 248	16 730	3 152	274	129 428	12 742
55 pt. (554)	Gasoline service stations -----	642	63 520	5 835	2 121	692	53 031	4 833
56	Apparel, accessory stores -----	410	80 278	12 080	3 931	402	74 267	10 750
561, 567	Men's, boys' apparel stores, custom tailors -----	79	14 255	2 145	607	88	13 629	1 882
562-3, 568	Women's clothing, specialty stores -----	131	35 201	4 875	1 768	102	30 174	4 324
562	Women's ready-to-wear stores ³ -----	92	32 479	4 476	1 602	78	28 545	4 082
565	Family clothing stores ³ -----	75	13 811	2 759	864	60	15 306	2 428
566	Shoe stores -----	98	14 616	2 002	571	106	13 504	1 962
564, 569	Other apparel, accessory stores -----	27	2 395	299	121	30	1 388	154
57	Furniture, home furnishings, equipment stores -----	255	52 113	7 587	1 759	345	55 699	8 564
5712	Furniture stores -----	122	34 926	4 947	1 169	145	34 071	5 577
5713-15, 19	Other home furnishings stores -----	41	3 984	664	166	61	5 461	788
572, 573	Household appliance, radio, television, music stores -----	92	13 203	1 976	424	139	16 965	2 199
58	Eating, drinking places -----	1 764	103 009	20 177	9 223	2 129	99 775	17 010
5812	Eating places -----	910	72 540	16 185	7 424	1 053	65 279	13 414
5813	Drinking places (alcoholic beverages) -----	854	30 469	3 992	1 799	1 076	34 496	3 596
59 pt. (591)	Drug stores, proprietary stores -----	239	47 558	6 635	2 254	293	39 925	4 984
59 ex. 591	Other retail stores ⁴ -----	674	58 162	7 959	2 335	830	56 798	7 117
592	Liquor stores -----	87	10 364	667	246	133	9 571	510
594	Book, stationery stores -----	21	2 787	540	138	37	2 323	425
595	Sporting goods stores, bicycle shops -----	35	3 416	380	99	30	1 717	142
597	Jewelry stores -----	72	11 281	1 837	490	103	11 528	1 974
5992	Florists -----	68	4 535	852	273	79	3 848	683
5996	Camera, photographic supply stores -----	10	1 789	252	67	7	2 301	262
	SELECTED SERVICES							
7011	Hotels, motels -----	180	35 041	10 296	4 413	219	26 318	7 739
783	Motion picture theaters -----	57	(D)	(D)	(D)	93	(D)	(D)

Standard Notes: - Represents zero. (D) Withheld to avoid disclosure. (NA) Not available.

¹1958 group totals for SIC 53 and 56 may include data for "nonemployer" establishments which could not be classified and tabulated by detailed kinds of business.

²Excludes nonstore retailers (i.e., mail order, direct selling, merchandise vending machine operators) part of SIC 53.

³1958 data limited to "employer" establishments.

⁴Includes data for those kinds of business in SIC 59 (ex. 591) not covered in any of the lines below.

TABLE 4. CBD, City, SMSA—Sales Comparisons: 1958 and 1963

SIC code	Kind of business	Percent change in sales			Percent distribution of sales					
		Central business district	City	Standard metropolitan statistical area	Central business district		City		Standard metropolitan statistical area	
					1963	1958	1963	1958	1963	1958
	RETAIL STORES									
	Total ² -----	-2.3	1.3	13.6	100.0	100.0	100.0	100.0	100.0	100.0
52	Lumber, building materials, hardware, farm equipment dealers -----	28.2	-13.0	7.0	0.5	0.4	3.0	3.5	3.6	3.8
5251	Hardware stores -----	(D)	-16.8	(D)	(D)	(D)	0.6	0.7	(D)	0.8
52 ex. 5251	Other -----	(D)	-12.1	(D)	(D)	(D)	2.4	2.8	(D)	3.0
53 part ¹	General merchandise group stores ^{1,2} -----	-5.2	6.8	25.1	35.6	36.6	17.2	16.3	15.8	14.4
531	Department stores -----	-4.4	(D)	24.3	29.6	30.2	(D)	(D)	11.7	10.7
533	Limited price variety stores -----	-14.9	3.5	(D)	4.4	5.1	2.6	2.6	2.9	(D)
539	Miscellaneous general merchandise stores -----	12.7	(D)	(D)	1.5	1.3	(D)	(D)	1.2	(D)
54	Food stores -----	-48.4	-9.5	6.3	1.6	3.0	22.2	24.9	26.3	28.1
55 ex. 554	Automotive dealers -----	8.1	29.1	39.3	12.7	11.5	17.1	13.4	16.7	13.7
55 pt. (554)	Gasoline service stations -----	38.8	10.8	19.8	0.8	0.6	5.2	4.8	5.9	5.6
56	Apparel, accessory stores ¹ -----	-4.2	-3.5	8.1	20.2	20.7	8.6	9.0	7.5	7.8
561, 567	Men's, boys' apparel stores, custom tailors -----	-2.0	2.2	4.6	4.5	4.5	1.7	1.7	1.3	1.4
562-3, 568	Women's clothing, specialty stores -----	-1.7	5.7	16.7	8.5	8.5	3.9	3.7	3.3	3.2
562	Women's ready-to-wear stores ³ -----	-6.9	2.4	13.8	7.7	8.1	3.5	3.5	3.0	3.0
565	Family clothing stores ³ -----	-13.6	(D)	-9.8	3.7	4.2	(D)	1.8	1.3	1.6
566	Shoe stores -----	-10.7	-5.5	8.2	3.1	3.4	1.5	1.6	1.4	1.4
564, 569	Other apparel, accessory stores -----	221.4	(D)	72.6	0.4	0.1	(D)	0.2	0.2	0.1
57	Furniture, home furnishings, equipment stores -----	-20.2	-15.9	-6.4	3.9	4.8	5.3	6.4	4.8	5.9
5712	Furniture stores -----	-26.9	-8.9	2.5	2.5	3.3	3.5	3.9	3.2	3.6
5713-15, 19	Other home furnishings stores -----	2.6	(D)	-27.1	0.2	0.2	(D)	0.5	0.4	0.6
572, 573	Household appliance, radio, television, music stores -----	-5.5	(D)	-22.2	1.2	1.3	(D)	2.0	1.2	1.8
58	Eating, drinking places -----	9.2	-3.4	3.2	11.2	10.0	10.3	10.8	9.6	10.5
5812	Eating places -----	5.2	0.8	11.1	8.1	7.5	7.1	7.2	6.7	6.9
5813	Drinking places (alcoholic beverages) -----	21.1	-11.7	-11.7	3.1	2.5	3.2	3.6	2.8	3.6
59 pt. (591)	Drug stores, proprietary stores -----	-5.6	5.9	19.1	2.7	2.8	4.8	4.5	4.4	4.2
59 ex. 591	Other retail stores ⁴ -----	9.2	-0.4	2.4	10.8	9.6	6.3	6.4	5.4	6.0
592	Liquor stores -----	(D)	11.4	8.3	(D)	0.7	1.2	1.1	1.0	1.0
594	Book, stationery stores -----	18.5	14.7	20.0	0.8	0.6	0.3	0.3	0.3	0.2
595	Sporting goods stores, bicycle shops -----	(D)	86.5	99.0	0.3	(D)	0.4	0.2	0.3	0.2
597	Jewelry stores -----	-5.4	-7.0	-2.1	3.5	3.6	1.3	1.4	1.0	1.2
5992	Florists -----	-51.5	(NA)	17.9	0.1	0.1	0.5	(NA)	0.4	0.4
5996	Camera, photographic supply stores -----	-18.4	(D)	-22.3	0.5	0.7	(D)	(NA)	0.2	0.2
	SELECTED SERVICES									
7011	Hotels, motels -----	13.3	(D)	33.1	(X)	(X)	(X)	(X)	(X)	(X)
783	Motion picture theaters -----	24.9	(D)	(D)	(X)	(X)	(X)	(X)	(X)	(X)

Standard Notes: - Represents zero. (D) Withheld to avoid disclosure. (NA) Not available. (X) Not applicable. (-) Minus sign before number denotes decrease.

¹1958 group totals for SIC 53 and 56 may include data for "nonemployer" establishments which could not be classified and tabulated by detailed kinds of business.

²Excludes nonstore retailers (i.e., mail order, direct selling, merchandise vending machine operators) part of SIC 53.

³1958 data limited to "employer" establishments.

⁴Includes data for those kinds of business in SIC 59 (ex. 591) not covered in any of the lines below.

TABLE 5. CBD Sales as Percent of City and SMSA Sales: 1963 and 1958

SIC code	Kind of business	Central business district sales as—			
		Percent of city sales		Percent of standard metropolitan statistical area sales	
		1963	1958	1963	1958
	RETAIL STORES				
	Total ²	33.5	34.7	23.6	27.5
52	Lumber, building materials, hardware, farm equipment dealers	5.2	3.5	3.1	2.6
5251	Hardware stores	(D)	(D)	(D)	(D)
52 ex. 5251	Other	(D)	(D)	(D)	(D)
53 part ²	General merchandise group stores ^{1,2}	69.2	78.0	53.2	70.2
531	Department stores	(D)	(D)	59.6	77.5
533	Limited price variety stores	57.0	69.4	36.0	(D)
539	Miscellaneous general merchandise stores	(D)	(D)	31.3	(D)
54	Food stores	2.4	4.1	1.4	2.9
55 ex. 554	Automotive dealers	25.0	29.8	18.0	23.2
55 pt. (554)	Gasoline service stations	5.1	4.1	3.2	2.8
56	Apparel, accessory stores ¹	79.1	79.7	64.3	72.5
561, 567	Men's, boys' apparel stores, custom tailors	85.9	89.5	80.0	85.4
562-3, 568	Women's clothing, specialty stores	74.0	79.6	61.7	73.3
562	Women's ready-to-wear stores ³	73.1	80.5	60.4	73.8
565	Family clothing stores ³	(D)	80.7	68.2	71.2
566	Shoe stores	70.0	74.1	54.2	65.6
564, 569	Other apparel, accessory stores	(D)	29.0	47.1	25.3
57	Furniture, home furnishings, equipment stores	24.6	25.9	19.1	22.3
5712	Furniture stores	24.2	30.2	18.2	25.6
5713-15, 19	Other home furnishings stores	(D)	10.8	11.0	7.8
572, 573	Household appliance, radio, television, music stores	(D)	21.8	23.6	19.5
58	Eating, drinking places	36.5	32.3	27.6	26.1
5812	Eating places	37.9	36.3	28.2	29.8
5813	Drinking places (alcoholic beverages)	33.2	24.2	26.2	19.1
59 pt. (591)	Drug stores, proprietary stores	18.9	21.2	14.3	18.1
59 ex. 591	Other retail stores ⁴	58.0	52.9	47.4	44.4
592	Liquor stores	(D)	21.6	(D)	18.4
594	Book, stationery stores	75.9	73.5	70.0	70.9
595	Sporting goods stores, bicycle shops	25.5	(D)	21.2	(D)
597	Jewelry stores	88.5	87.0	79.1	81.8
5992	Florists	3.2	(NA)	2.5	6.1
5996	Camera, photographic supply stores	(D)	(NA)	76.6	73.0
	SELECTED SERVICES				
7011	Hotels, motels	68.6	(D)	60.2	70.7
783	Motion picture theaters	(D)	(D)	(D)	(D)

Standard Notes: - Represents zero. (D) Withheld to avoid disclosure. (NA) Not available.

¹1958 group totals for SIC 53 and 56 may include data for "nonemployer" establishments which could not be classified and tabulated by detailed kinds of business.

²Excludes nonstore retailers (i.e., mail order, direct selling, merchandise vending machine operators) part of SIC 53.

³1958 data limited to "employer" establishments.

⁴Includes data for those kinds of business in SIC 59 (ex. 591) not covered in any of the lines below.

TABLE 6. Other Major Retail Centers in the SMSA: 1963

MRC No. 1. Includes the planned center known as "Airline Highway Shopping Center" and establishments on Airline Highway from Maple Ridge Dr. to N. Labarre Rd. (Jefferson Parish)

SIC code	Kind of business	Total	SIC code	Kind of business	Number of establishments
	Retail stores, total:				
	Number -----	32	55 ex. 554	Automotive Dealers -----	1
	Sales ----- \$1,000 --	33 258	55 pt. (554)	Gasoline service stations -----	3
54, 58, 591	Convenience goods stores:		56	Apparel, accessory stores -----	9
	Number -----	10	561, 567	Men's, boys' apparel stores, custom tailors -----	1
	Sales ----- \$1,000 --	(D)	562-3, 568	Women's clothing, specialty stores -----	3
53 part, 56, 57	Shopping goods stores:		562	Women's ready-to-wear stores -----	3
	Number -----	13	565	Family clothing stores -----	-
	Sales ----- \$1,000 --	8 260	566	Shoe stores -----	4
52, 55, 59 ex. 591	All other stores:		564, 569	Other apparel, accessory stores -----	1
	Number -----	9	57	Furniture, home furnishings, equipment stores -----	2
	Sales ----- \$1,000 --	(D)	5712	Furniture stores -----	1
		Number of establishments	5713-15, 19	Other home furnishings stores -----	-
			572, 573	Household appliance, radio, television, music stores -----	1
	Retail stores, total -----	32	58	Eating, drinking places -----	5
52	Lumber, building materials, hardware, farm equipment dealers -----	1	5812	Eating places -----	3
5251	Hardware stores -----	-	5813	Drinking places (alcoholic beverages) -----	2
52 ex. 5251	Other -----	1	59 pt. (591)	Drug stores, proprietary stores -----	1
53 part	General merchandise group stores -----	2	59 ex. 591	Other retail stores -----	4
531	Department stores -----	1	592	Liquor stores -----	-
533	Limited price variety stores -----	1	594	Book, stationery stores -----	-
539	Miscellaneous general merchandise stores -----	-	595	Sporting goods stores, bicycle shops -----	-
			597	Jewelry stores -----	1
54	Food stores -----	4	5992	Florists -----	1
			5996	Camera, photographic supply stores -----	-

MRC No. 3. Includes the establishments in the area bounded by Senate, Elysian Fields Ave., Milton, Gentilly Blvd., Norman Meyer Ave. and Pauger (New Orleans)

SIC code	Kind of business	Total	SIC code	Kind of business	Number of establishments
	Retail stores, total:				
	Number -----	39	55 ex. 554	Automotive dealers -----	1
	Sales ----- \$1,000 --	10 539	55 pt. (554)	Gasoline service stations -----	5
54, 58, 591	Convenience goods stores:		56	Apparel, accessory stores -----	6
	Number -----	14	561, 567	Men's, boys' apparel stores, custom tailors -----	-
	Sales ----- \$1,000 --	5 632	562-3, 568	Women's clothing, specialty stores -----	3
53 part, 56, 57	Shopping goods stores:		562	Women's ready-to-wear stores -----	3
	Number -----	12	565	Family clothing stores -----	-
	Sales ----- \$1,000 --	3 578	566	Shoe stores -----	2
52, 55, 59 ex. 591	All other stores:		564, 569	Other apparel, accessory stores -----	1
	Number -----	13	57	Furniture, home furnishings, equipment stores -----	3
	Sales ----- \$1,000 --	1 329	5712	Furniture stores -----	1
		Number of establishments	5713-15, 19	Other home furnishings stores -----	-
			572, 573	Household appliance, radio, television, music stores -----	2
	Retail stores, total -----	39	58	Eating, drinking places -----	8
52	Lumber, building materials, hardware, farm equipment dealers -----	1	5812	Eating places -----	7
5251	Hardware stores -----	1	5813	Drinking places (alcoholic beverages) -----	1
52 ex. 5251	Other -----	-	59 pt. (591)	Drug stores, proprietary stores -----	2
53 part	General merchandise group stores -----	3	59 ex. 591	Other retail stores -----	6
531	Department stores -----	1	592	Liquor stores -----	-
533	Limited price variety stores -----	2	594	Book, stationery stores -----	-
539	Miscellaneous general merchandise stores -----	-	595	Sporting goods stores, bicycle shops -----	-
			597	Jewelry stores -----	1
54	Food stores -----	4	5992	Florists -----	-
			5996	Camera, photographic supply stores -----	-

Note: To facilitate comparison with 1958 data, the numbers assigned to MRC's are the same as those used in the reports of the 1958 census. For this reason, MRC. No. 2 is not used in this report.

Standard Notes: - Represents zero. (D) Withheld to avoid disclosure. (NA) Not available.

TABLE 6. Other Major Retail Centers in the SMSA: 1963—Continued

MRC No. 4. Includes the planned center known as "Gentilly Woods Shopping Center" and establishments on Chef Montour Hwy. from Seminary Pl. to Congress Dr. (New Orleans, La.)

SIC code	Kind of business	Total	SIC code	Kind of business	Number of establishments
54, 58, 591	Retail stores, total:				
	Number	39	55 ex. 554	Automotive Dealers	2
	Sales \$1,000	35 945	55 pt. (554)	Gasoline service stations	2
53 part, 56, 57	Convenience goods stores:				
	Number	15	56	Apparel, accessory stores	10
	Sales \$1,000	5 433	561, 567 562-3, 568 562	Men's, boys' apparel stores, custom tailors Women's clothing, specialty stores Women's ready-to-wear stores	1 4 3
52, 55, 59 ex. 591	Shopping goods stores:				
	Number	18	565	Family clothing stores	1
	Sales \$1,000	29 708	566 564, 569	Shoe stores Other apparel, accessory stores	4 -
52, 55, 59 ex. 591	All other stores:				
	Number	6	57	Furniture, home furnishings, equipment stores	3
	Sales \$1,000	804	5712 5713-15, 19 572, 573	Furniture stores Other home furnishings stores Household appliance, radio, television, music stores	2 - 1
52	Retail stores, total	39	58	Eating, drinking places	10
	Lumber, building materials, hardware, farm equipment dealers	-	5812	Eating places	8
	Hardware stores	-	5813	Drinking places (alcoholic beverages)	2
5251 52 ex. 5251	Other	-	59 pt. (591)	Drug stores, proprietary stores	1
	General merchandise group stores	5	59 ex. 591	Other retail stores	2
	Department stores	2	592	Liquor stores	-
53 part 531	Limited price variety stores	2	594	Book, stationery stores	-
	Miscellaneous general merchandise stores	1	595	Sporting goods stores, bicycle shops	-
	Food stores	4	597	Jewelry stores	2
54			5992	Florists	-
			5996	Camera, photographic supply stores	-

MRC No. 5. Includes the planned center known as "Westside Shopping Center" and establishments on West Bank Expressway from Stumpf Blvd. to Willow Dr. and on Franklin St. from West Bank Expressway to Stumpf Blvd. (Gretna, Jefferson Parish)

SIC code	Kind of business	Total	SIC code	Kind of business	Number of establishments
54, 58, 591	Retail stores, total:				
	Number	30	55 ex. 554	Automotive dealers	1
	Sales \$1,000	13 281	55 pt. (554)	Gasoline service stations	3
53 part, 56, 57	Convenience goods stores:				
	Number	8	56	Apparel, accessory stores	11
	Sales \$1,000	2 875	561, 567 562-3, 568 562	Men's, boys' apparel stores, custom tailors Women's clothing, specialty stores Women's ready-to-wear stores	1 4 3
52, 55, 59 ex. 591	Shopping goods stores:				
	Number	16	565	Family clothing stores	1
	Sales \$1,000	9 400	566 564, 569	Shoe stores Other apparel, accessory stores	4 1
52, 55, 59 ex. 591	All other stores:				
	Number	6	57	Furniture, home furnishings, equipment stores	1
	Sales \$1,000	1 006	5712 5713-15, 19 572, 573	Furniture stores Other home furnishings stores Household appliance, radio, television, music stores	- - 1
52	Retail stores, total	30	58	Eating, drinking places	4
	Lumber, building materials, hardware, farm equipment dealers	-	5812	Eating places	4
	Hardware stores	-	5813	Drinking places (alcoholic beverages)	-
5251 52 ex. 5251	Other	-	59 pt. (591)	Drug stores, proprietary stores	2
	General merchandise group stores	4	59 ex. 591	Other retail stores	2
	Department stores	1	592	Liquor stores	-
53 part 531	Limited price variety stores	2	594	Book, stationery stores	-
	Miscellaneous general merchandise stores	1	595	Sporting goods stores, bicycle shops	1
	Food stores	2	597	Jewelry stores	1
54			5992	Florists	-
			5996	Camera, photographic supply stores	-

Standard Notes: - Represents zero. (D) Withheld to avoid disclosure. (NA) Not available.

TABLE 6. Other Major Retail Centers in the SMSA: 1963—Continued

MRC No. 6. Includes the planned center known as "Carrollton Shopping Center" and establishments in the area bounded by: I.C. R.R., east side of S. Carrollton Ave., Edinburg, Dublin, Palmetto, and Cambroone (New Orleans city)

SIC code	Kind of business	Total	SIC code	Kind of business	Number of establishments
	Retail stores, total:				
	Number -----	36	55 ex. 554	Automotive Dealers -----	3
	Sales ----- \$1,000--	²⁰ 980	55 pt. (554)	Gasoline service stations -----	2
54, 58, 591	Convenience goods stores:		56	Apparel, accessory stores -----	10
	Number -----	11	561, 567	Men's, boys' apparel stores, custom tailors -----	1
	Sales ----- \$1,000--	9 211	562-3, 568	Women's clothing, specialty stores -----	3
53 part, 56, 57	Shopping goods stores:		562	Women's ready-to-wear stores -----	3
	Number -----	17	565	Family clothing stores -----	4
	Sales ----- \$1,000--	7 988	566	Shoe stores -----	2
52, 55, 59 ex. 591	All other stores:		564, 569	Other apparel, accessory stores -----	-
	Number -----	8	57	Furniture, home furnishings, equipment stores -----	2
	Sales ----- \$1,000--	3 781	5712	Furniture stores -----	-
		Number of establishments	5713-15, 19	Other home furnishings stores -----	2
			572, 573	Household appliance, radio, television, music stores -----	-
	Retail stores, total -----	36	58	Eating, drinking places -----	5
52	Lumber, building materials, hardware, farm equipment dealers -----	-	5812	Eating places -----	3
5251	Hardware stores -----	-	5813	Drinking places (alcoholic beverages) -----	2
52 ex. 5251	Other -----	-	59 pt. (591)	Drug stores, proprietary stores -----	1
53 part	General merchandise group stores -----	5	59 ex. 591	Other retail stores -----	3
531	Department stores -----	1	592	Liquor stores -----	-
533	Limited price variety stores -----	2	594	Book, stationery stores -----	-
539	Miscellaneous general merchandise stores -----	2	595	Sporting goods stores, bicycle shops -----	1
			597	Jewelry stores -----	1
54	Food stores -----	5	5992	Florists -----	-
			5996	Camera, photographic supply stores -----	-

MRC No. 7. Includes the planned center known as "Lakeside Shopping Center" and establishments on Veterans Memorial Hwy. from Causeway Blvd. to Endenborn Ave. (Jefferson Parish)

SIC code	Kind of business	Total	SIC code	Kind of business	Number of establishments
	Retail stores, total:				
	Number -----	36	55 ex. 554	Automotive dealers -----	1
	Sales ----- \$1,000--	19 700	55 pt. (554)	Gasoline service stations -----	1
54, 58, 591	Convenience goods stores:		56	Apparel, accessory stores -----	12
	Number -----	6	561, 567	Men's, boys' apparel stores, custom tailors -----	2
	Sales ----- \$1,000--	(D)	562-3, 568	Women's clothing, specialty stores -----	5
53 part, 56, 57	Shopping goods stores:		562	Women's ready-to-wear stores -----	3
	Number -----	20	565	Family clothing stores -----	1
	Sales ----- \$1,000--	15 687	566	Shoe stores -----	4
52, 55, 59 ex. 591	All other stores:		564, 569	Other apparel, accessory stores -----	-
	Number -----	10	57	Furniture, home furnishings, equipment stores -----	3
	Sales ----- \$1,000--	(D)	5712	Furniture stores -----	-
		Number of establishments	5713-15, 19	Other home furnishings stores -----	-
			572, 573	Household appliance, radio, television, music stores -----	3
	Retail stores, total -----	36	58	Eating, drinking places -----	4
52	Lumber, building materials, hardware, farm equipment dealers -----	1	5812	Eating places -----	4
5251	Hardware stores -----	-	5813	Drinking places (alcoholic beverages) -----	-
52 ex. 5251	Other -----	1	59 pt. (591)	Drug stores, proprietary stores -----	1
53 part	General merchandise group stores -----	5	59 ex. 591	Other retail stores -----	7
531	Department stores -----	2	592	Liquor stores -----	-
533	Limited price variety stores -----	2	594	Book, stationery stores -----	-
539	Miscellaneous general merchandise stores -----	1	595	Sporting goods stores, bicycle shops -----	-
			597	Jewelry stores -----	2
54	Food stores -----	1	5992	Florists -----	-
			5996	Camera, photographic supply stores -----	-

Standard Notes: - Represents zero. (D) Withheld to avoid disclosure. (NA) Not available. ² Revised.

TABLE 6. Other Major Retail Centers in the SMSA: 1963—Continued

MRC No. 8. Includes the planned center known as "Barlow Plaza" and establishments along Veterans Memorial Hwy. from David Dr. to Donns Blvd. (Jefferson Parish)

SIC code	Kind of business	Total	SIC code	Kind of business	Number of establishments
	Retail stores, total:				
	Number -----	8	55 ex. 554	Automotive Dealers -----	-
	Sales ----- \$1,000--	6 249	55 pt. (554)	Gasoline service stations -----	1
54, 58, 591	Convenience goods stores:		56	Apparel, accessory stores -----	1
	Number -----	4	561, 567	Men's, boys' apparel stores, custom tailors -----	-
	Sales ----- \$1,000--	(D)	562-3, 568	Women's clothing, specialty stores -----	-
53 part, 56, 57	Shopping goods stores:		562	Women's ready-to-wear stores -----	-
	Number -----	3	565	Family clothing stores -----	-
	Sales ----- \$1,000--	(D)	566	Shoe stores -----	1
52, 55, 59 ex. 591	All other stores:		564, 569	Other apparel, accessory stores -----	-
	Number -----	1	57	Furniture, home furnishings, equipment stores -----	-
	Sales ----- \$1,000--	(D)	5712	Furniture stores -----	-
		Number of establishments	5713-15, 19	Other home furnishings stores -----	-
			572, 573	Household appliance, radio, television, music stores -----	-
	Retail stores, total -----	8	58	Eating, drinking places -----	-
52	Lumber, building materials, hardware, farm equipment dealers -----	-	5812	Eating places -----	-
5251	Hardware stores -----	-	5813	Drinking places (alcoholic beverages) -----	-
52 ex. 5251	Other -----	-	59 pt. (591)	Drug stores, proprietary stores -----	2
53 part	General merchandise group stores -----	2	59 ex. 591	Other retail stores -----	-
531	Department stores -----	1	592	Liquor stores -----	-
533	Limited price variety stores -----	1	594	Book, stationery stores -----	-
539	Miscellaneous general merchandise stores -----	-	595	Sporting goods stores, bicycle shops -----	-
			597	Jewelry stores -----	-
54	Food stores -----	2	5992	Florists -----	-
			5996	Camera, photographic supply stores -----	-

MRC No. 9. Includes establishments on St. Bernard Hwy. (St. Claude Ave.) from Center St. to Norton Ave. (St. Bernard Parish)

SIC code	Kind of business	Total	SIC code	Kind of business	Number of establishments
	Retail stores, total:				
	Number -----	15	55 ex. 554	Automotive dealers -----	1
	Sales ----- \$1,000--	10 848	55 pt. (554)	Gasoline service stations -----	6
54, 58, 591	Convenience goods stores:		56	Apparel, accessory stores -----	1
	Number -----	5	561, 567	Men's, boys' apparel stores, custom tailors -----	-
	Sales ----- \$1,000--	6 934	562-3, 568	Women's clothing, specialty stores -----	-
53 part, 56, 57	Shopping goods stores:		562	Women's ready-to-wear stores -----	-
	Number -----	3	565	Family clothing stores -----	-
	Sales ----- \$1,000--	(D)	566	Shoe stores -----	1
52, 55, 59 ex. 591	All other stores:		564, 569	Other apparel, accessory stores -----	-
	Number -----	7	57	Furniture, home furnishings, equipment stores -----	-
	Sales ----- \$1,000--	(D)	5712	Furniture stores -----	-
		Number of establishments	5713-15, 19	Other home furnishings stores -----	-
			572, 573	Household appliance, radio, television, music stores -----	-
	Retail stores, total -----	15	58	Eating, drinking places -----	1
52	Lumber, building materials, hardware, farm equipment dealers -----	-	5812	Eating places -----	1
5251	Hardware stores -----	-	5813	Drinking places (alcoholic beverages) -----	-
52 ex. 5251	Other -----	-	59 pt. (591)	Drug stores, proprietary stores -----	1
53 part	General merchandise group stores -----	2	59 ex. 591	Other retail stores -----	-
531	Department stores -----	1	592	Liquor stores -----	-
533	Limited price variety stores -----	1	594	Book, stationery stores -----	-
539	Miscellaneous general merchandise stores -----	-	595	Sporting goods stores, bicycle shops -----	-
			597	Jewelry stores -----	-
54	Food stores -----	3	5992	Florists -----	-
			5996	Camera, photographic supply stores -----	-

Standard Notes: - Represents zero. (D) Withheld to avoid disclosure. (NA) Not available.

New York, N.Y., SMSA

CONTENTS

[Page numbers listed here omit the chapter prefix, 69-, which appears as part of number for each page]

	page
Standard Metropolitan Statistical Area Map	1
Charts on Retail Sales: 1963 and 1958	4
TABLE 1 The Central Business District: 1963 and 1958:	
A Manhattan	7
B Brooklyn	8
C Yonkers	9
2 The City: 1963 and 1958:	
A New York	10
B Manhattan	11
C Brooklyn	12
D Yonkers	13
3 The Standard Metropolitan Statistical Area: 1963 and 1958	14
4 CBD, City, SMSA—Sales Comparisons: 1958 and 1963:	
A Manhattan	15
B Brooklyn	17
C Yonkers	19
5 CBD Sales as Percent of City and SMSA Sales: 1963 and 1958:	
A Manhattan	20
B Brooklyn	21
C Yonkers	22
6 Other Major Retail Centers in the SMSA: 1963	23

1875

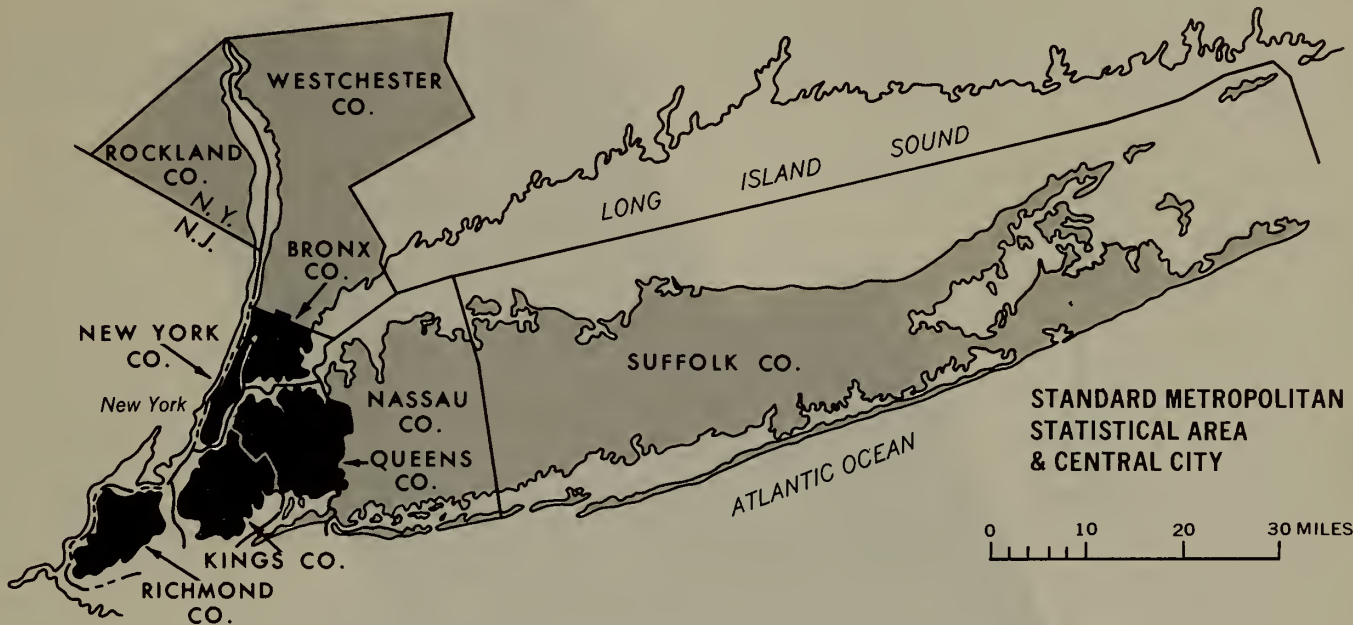
Received of the Treasurer of the
Board of Education the sum of
\$100.00 for the year ending
June 30, 1875.

Witness my hand and seal this
10th day of July, 1875.

Superintendent of Schools

NEW YORK, N.Y.

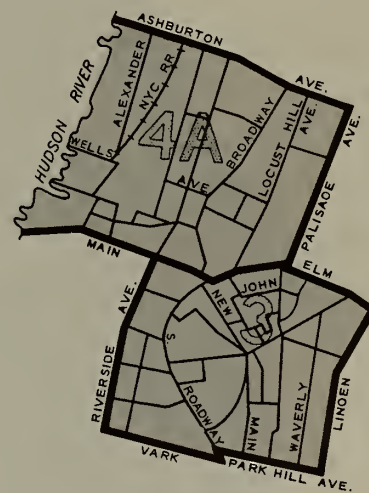
Standard Metropolitan Statistical Area, Central Business District, and Major Retail Centers



BROOKLYN

CENTRAL BUSINESS DISTRICT

Comprising Census Tracts
9, 11, 27, 33, 35, 37 and 39

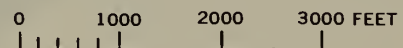


YONKERS

CENTRAL BUSINESS DISTRICT

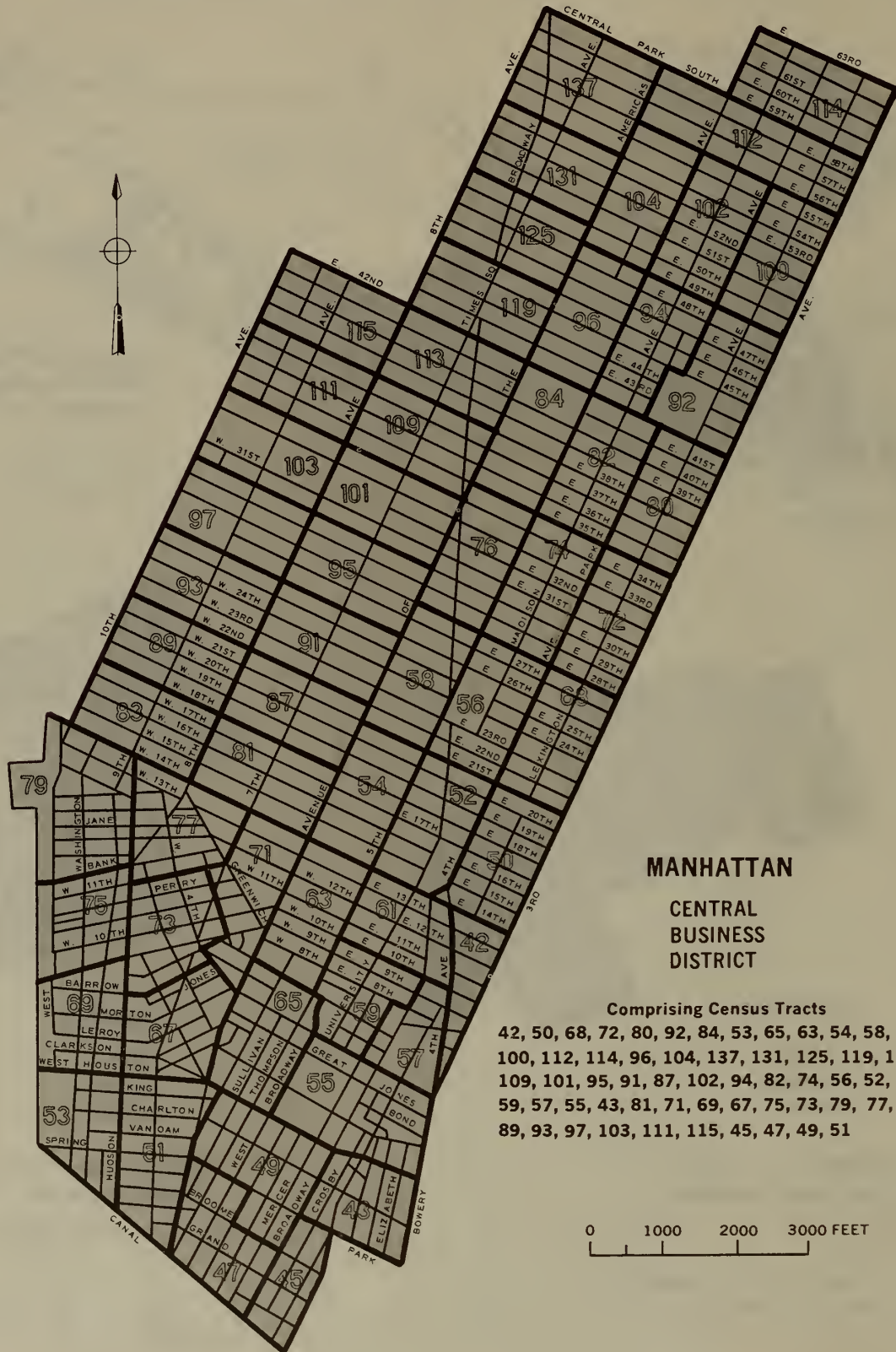
Comprising Census Tracts
YON-3 and YON-4A

ALL TRACT NUMBERS PRECEDED BY-YON



NEW YORK, N.Y.

Standard Metropolitan Statistical Area, Central Business District, and Major Retail Centers




NEW YORK, N.Y.

Standard Metropolitan Statistical Area, Central Business District, and Major Retail Centers




No. 2 Unassigned

- Central Business District
- ① Major Retail Centers




New York SMSA


Retail Sales: 1958 and 1963 IN MILLIONS OF DOLLARS



New York



Percent Change in Sales, 1958-1963 by Types of Stores




* Less than 1/2 of 1%

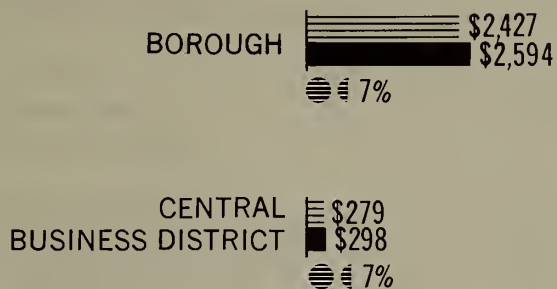
1963 CENSUS OF BUSINESS, U.S. Department of Commerce, Bureau of the Census

New York SMSA


Retail Sales: 1958 and 1963 IN MILLIONS OF DOLLARS



Brooklyn



Percent Change in Sales, 1958-1963 by Types of Stores




(D) Withheld to avoid disclosure.

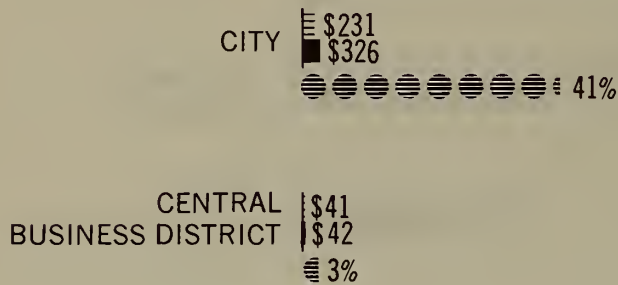
1963 CENSUS OF BUSINESS, U.S. Department of Commerce, Bureau of the Census

New York SMSA


Retail Sales: 1958 and 1963 IN MILLIONS OF DOLLARS



Yonkers



Percent Change in Sales, 1958-1963 by Types of Stores



1963 CENSUS OF BUSINESS, U.S. Department of Commerce, Bureau of the Census

TABLE 1. The Central Business District: 1963 and 1958

A. Manhattan

SIC code	Kind of business	1963				1958 ¹		
		Estab- lish- ments	Sales	Payroll, entire year	Paid employees, workweek ended nearest Nov. 15	Estab- lish- ments	Sales	Payroll, entire year
		(number)	(\$1,000)	(\$1,000)	(number)	(number)	(\$1,000)	(\$1,000)
	RETAIL STORES							
	Total ² -----	9 469	2 355 340	462 815	130 011	10 749	2 409 359	432 500
52	Lumber, building materials, hardware, farm equip- ment dealers -----	133	27 421	3 606	785	191	27 923	3 651
5251	Hardware stores -----	73	15 319	1 973	481	102	14 731	1 968
52 ex. 5251	Other -----	60	12 102	1 633	304	89	13 192	1 683
53 part ²	General merchandise group stores ² -----	248	640 101	130 357	37 762	263	606 471	117 368
531	Department stores -----	¹⁰ 10	(D)	(D)	(D)	9	(D)	(D)
533	Limited price variety stores -----	43	30 149	5 976	2 308	50	31 428	6 218
539	Miscellaneous general merchandise stores -----	194	(D)	(D)	(D)	204	(D)	(D)
54	Food stores -----	850	123 834	13 245	3 775	992	134 700	11 917
55 ex. 554	Automotive dealers -----	43	48 704	5 210	815	68	69 369	4 730
55 pt. (554)	Gasoline service stations -----	53	7 942	831	230	68	8 596	1 020
56	Apparel, accessory stores -----	2 030	498 757	89 626	21 742	2 295	537 599	93 625
561, 567	Men's, boys' apparel stores, custom tailors -----	591	139 024	25 264	5 060	733	148 320	26 764
562-3, 568	Women's clothing, specialty stores -----	1 096	274 959	50 716	13 419	1 169	302 643	53 427
562	Women's ready-to-wear stores ³ -----	427	216 101	42 500	11 226	725	249 171	44 735
565	Family clothing stores ³ -----	77	27 875	4 247	1 304	43	19 646	3 101
566	Shoe stores -----	211	49 540	8 423	1 635	247	55 970	9 041
564, 569	Other apparel, accessory stores -----	55	7 359	976	324	83	10 512	1 292
57	Furniture, home furnishings, equipment stores -----	614	122 528	17 394	3 198	718	154 162	18 932
5712	Furniture stores -----	263	54 420	7 608	1 302	252	57 986	7 602
5713-15, 19	Other home furnishings stores -----	184	27 179	3 969	793	240	28 255	4 074
572, 573	Household appliance, radio, television, music stores -----	167	40 929	5 817	1 103	226	67 921	7 256
58	Eating, drinking places -----	2 594	507 713	145 898	48 923	2 902	470 185	124 628
5812	Eating places -----	2 138	443 470	128 707	43 962	2 357	410 927	114 017
5813	Drinking places (alcoholic beverages) -----	456	64 243	17 191	4 961	545	59 258	10 611
59 pt. (591)	Drug stores, proprietary stores -----	224	57 624	9 443	2 226	243	48 234	8 656
59 ex. 591	Other retail stores ⁴ -----	2 680	320 716	47 205	10 555	3 009	352 120	47 973
592	Liquor stores -----	172	40 490	3 824	761	199	40 738	3 200
594	Book, stationery stores -----	276	39 537	6 252	1 389	339	39 683	6 769
595	Sporting goods stores, bicycle shops -----	28	18 133	3 639	684	29	14 182	2 915
597	Jewelry stores -----	394	50 732	8 023	1 580	417	54 671	9 152
5992	Florists -----	120	10 178	2 241	495	152	10 694	2 377
5996	Camera, photographic supply stores -----	77	22 692	2 734	621	78	26 822	2 925
	SELECTED SERVICES							
7011	Hotels, motels -----	244	308 030	120 722	33 537	246	265 723	96 760
783	Motion picture theaters -----	78	40 410	11 581	2 641	78	45 002	11 238

Standard Notes: - Represents zero. (D) Withheld to avoid disclosure. (NA) Not available. ²Revised.¹1958 group totals for SIC 53 and 56 may include data for "nonemployer" establishments which could not be classified and tabulated by detailed kinds of business.²Excludes nonstore retailers (i.e., mail order, direct selling, merchandise vending machine operators) part of SIC 53.³1958 data limited to "employer" establishments.⁴Includes data for those kinds of business in SIC 59 (ex. 591) not covered in any of the lines below.

TABLE 1. The Central Business District: 1963 and 1958—Continued

B. Brooklyn

SIC code	Kind of business	1963				1958 ¹		
		Estab- lish- ments (number)	Sales (\$1,000)	Payroll, entire year (\$1,000)	Paid employees, workweek ended nearest Nov. 15 (number)	Estab- lish- ments (number)	Sales (\$1,000)	Payroll, entire year (\$1,000)
	RETAIL STORES							
	Total ² -----	683	297 603	49 210	15 299	725	278 666	44 996
52	Lumber, building materials, hardware, farm equip- ment dealers -----	9	1 638	277	52	17	1 436	188
5251	Hardware stores -----	7	(D)	(D)	(D)	11	1 056	139
52 ex. 5251	Other -----	2	(D)	(D)	(D)	6	380	49
53 part ⁴	General merchandise group stores ² -----	24	178 731	27 774	9 207	26	(D)	(D)
531	Department stores -----	3	(D)	(D)	(D)	2	(D)	(D)
533	Limited price variety stores -----	4	(D)	(D)	(D)	6	(D)	(D)
539	Miscellaneous general merchandise stores -----	17	1 692	229	54	18	1 450	112
54	Food stores -----	74	10 724	1 163	331	72	12 281	1 067
55 ex. 554	Automotive dealers -----	4	2 637	261	42	6	4 811	378
55 pt. (554)	Gasoline service stations -----	8	2 073	188	50	12	783	86
56	Apparel, accessory stores -----	129	46 491	9 176	2 575	146	81 650	13 605
561, 567	Men's, boys' apparel stores, custom tailors -----	38	9 620	1 600	352	48	8 900	1 410
562-3, 568	Women's clothing, specialty stores -----	34	22 905	5 133	1 510	42	23 844	4 806
562	Women's ready-to-wear stores ³ -----	18	20 653	4 785	1 416	25	21 913	4 519
565	Family clothing stores ³ -----	7	3 974	798	194	8	(D)	(D)
566	Shoe stores -----	47	9 604	1 590	500	41	9 022	1 393
564, 569	Other apparel, accessory stores -----	3	388	55	19	5	(D)	(D)
57	Furniture, home furnishings, equipment stores -----	54	12 384	1 594	349	56	13 445	1 924
5712	Furniture stores -----	26	8 045	1 116	249	19	5 367	658
5713-15, 19	Other home furnishings stores -----	9	591	64	18	11	1 200	174
572, 573	Household appliance, radio, television, music stores -----	19	3 748	414	82	26	6 878	1 092
58	Eating, drinking places -----	186	22 014	5 893	2 076	200	21 376	5 360
5812	Eating places -----	132	18 098	4 888	1 788	147	18 283	4 719
5813	Drinking places (alcoholic beverages) -----	54	3 916	1 005	288	53	3 093	641
59 pt. (591)	Drug stores, proprietary stores -----	17	3 113	435	102	17	3 468	424
59 ex. 591	Other retail stores ⁴ -----	178	17 798	2 449	515	173	(D)	(D)
592	Liquor stores -----	20	2 152	182	41	18	2 084	147
594	Book, stationery stores -----	12	1 267	146	44	22	1 458	173
595	Sporting goods stores, bicycle shops -----	1	(D)	(D)	(D)	4	258	25
597	Jewelry stores -----	18	2 899	544	104	16	2 557	473
5992	Florists -----	8	417	53	16	5	145	34
5996	Camera, photographic supply stores -----	2	(D)	(D)	(D)	6	854	76
	SELECTED SERVICES							
7011	Hotels, motels -----	7	1 899	1 034	312	6	1 679	743
783	Motion picture theaters -----	9	4 188	1 083	256	5	3 118	653

Standard Notes: — Represents zero. (D) Withheld to avoid disclosure. (NA) Not available.

¹1958 group totals for SIC 53 and 56 may include data for "nonemployer" establishments which could not be classified and tabulated by detailed kinds of business.

²Excludes nonstore retailers (i.e., mail order, direct selling, merchandise vending machine operators) part of SIC 53.

³1958 data limited to "employer" establishments.

⁴Includes data for those kinds of business in SIC 59 (ex. 591) not covered in any of the lines below.

TABLE 1. The Central Business District: 1963 and 1958—Continued

C. Yonkers

SIC code	Kind of business	1963				1958 ¹		
		Estab- lish- ments (number)	Sales (\$1,000)	Payroll, entire year (\$1,000)	Paid employees, workweek ended nearest Nov. 15 (number)	Estab- lish- ments (number)	Sales (\$1,000)	Payroll, entire year (\$1,000)
	RETAIL STORES							
	Total ²	351	42 179	5 280	1 480	363	40 870	5 014
52	Lumber, building materials, hardware, farm equip- ment dealers	9	764	109	27	6	440	75
5251	Hardware stores	2	(D)	(D)	(D)	2	(D)	(D)
52 ex. 5251	Other	7	(D)	(D)	(D)	4	(D)	(D)
53 part ²	General merchandise group stores ²	16	9 027	1 243	411	12	7 330	1 210
531	Department stores	1	(D)	(D)	(D)	1	(D)	(D)
533	Limited price variety stores	4	4 729	731	279	3	4 082	741
539	Miscellaneous general merchandise stores	11	(D)	(D)	(D)	8	(D)	(D)
54	Food stores	54	7 672	600	153	65	9 220	635
55 ex. 554	Automotive dealers	4	(D)	(D)	(D)	6	(D)	(D)
55 pt. (554)	Gasoline service stations	14	(D)	(D)	(D)	10	767	43
56	Apparel, accessory stores	74	7 724	1 076	295	72	6 688	969
561, 567	Men's, boys' apparel stores, custom tailors	21	2 017	264	48	22	1 784	247
562-3, 568	Women's clothing, specialty stores	27	3 421	523	169	24	2 752	467
562	Women's ready-to-wear stores ³	14	1 699	239	78	16	1 959	344
565	Family clothing stores ³	-	-	-	-	1	(D)	(D)
566	Shoe stores	16	1 582	209	48	17	1 506	174
564, 569	Other apparel, accessory stores	10	704	80	30	8	(D)	(D)
57	Furniture, home furnishings, equipment stores	39	6 162	741	152	50	6 586	705
5712	Furniture stores	12	1 390	265	49	14	1 979	277
5713-15, 19	Other home furnishings stores	12	672	71	18	18	1 150	112
572, 573	Household appliance, radio, television, music stores	15	4 100	405	85	18	3 457	316
58	Eating, drinking places	62	3 623	717	243	68	3 637	722
5812	Eating places	41	2 704	554	192	36	2 348	505
5813	Drinking places (alcoholic beverages)	21	919	163	51	31	1 289	217
59 pt. (591)	Drug stores, proprietary stores	11	1 033	130	33	9	558	69
59 ex. 591	Other retail stores ⁴	68	4 363	434	117	65	(D)	(D)
592	Liquor stores	12	1 042	45	12	10	613	18
594	Book, stationery stores	6	625	69	20	13	799	76
595	Sporting goods stores, bicycle shops	3	326	42	10	1	(D)	(D)
597	Jewelry stores	8	708	114	27	9	765	110
5992	Florists	2	(D)	(D)	(D)	4	185	32
5996	Camera, photographic supply stores	2	(D)	(D)	(D)	2	(D)	(D)
	SELECTED SERVICES							
7011	Hotels, motels	4	239	66	35	1	(D)	(D)
783	Motion picture theaters	1	(D)	(D)	(D)	2	(D)	(D)

Standard Notes: - Represents zero. (D) Withheld to avoid disclosure. (NA) Not available.

¹1958 group totals for SIC 53 and 56 may include data for "nonemployer" establishments which could not be classified and tabulated by detailed kinds of business.²Excludes nonstore retailers (i.e., mail order, direct selling, merchandise vending machine operators) part of SIC 53.³1958 data limited to "employer" establishments.⁴Includes data for those kinds of business in SIC 59 (ex. 591) not covered in any of the lines below.

TABLE 2. The City: 1963 and 1958

A. New York

SIC code	Kind of business	1963				1958 ¹		
		Estab- lish- ments (number)	Sales (\$1,000)	Payroll, entire year (\$1,000)	Paid employees, workweek ended nearest Nov. 15 (number)	Estab- lish- ments (number)	Sales (\$1,000)	Payroll, entire year (\$1,000)
	RETAIL STORES							
	Total ² -----	72 540	10 218 455	1 439 346	402 495	84 581	9 628 353	1 240 458
52	Lumber, building materials, hardware, farm equip- ment dealers -----	2 009	217 186	29 226	6 031	2 537	244 001	29 644
5251	Hardware stores -----	967	72 523	9 175	2 101	1 204	81 991	9 169
52 ex. 5251	Other -----	1 042	144 663	20 051	3 930	1 333	162 010	20 475
53 part ²	General merchandise group stores ² -----	2 016	1 276 256	219 924	69 054	3 242	1 080 294	189 925
531	Department stores -----	33	985 805	176 954	53 998	28	799 133	151 837
533	Limited price variety stores -----	557	138 458	24 909	9 701	575	128 341	23 500
539	Miscellaneous general merchandise stores -----	1 426	151 993	18 061	5 355	1 951	139 522	14 588
54	Food stores -----	19 905	2 734 359	241 013	63 725	24 991	2 656 473	197 530
55 ex. 554	Automotive dealers -----	1 097	790 423	68 138	10 893	1 271	653 058	55 554
55 pt. (554)	Gasoline service stations -----	2 556	320 295	34 263	9 489	2 866	280 755	29 179
56	Apparel, accessory stores -----	9 801	1 226 449	186 875	49 136	10 198	1 264 175	189 382
561, 567	Men's, boys' apparel stores, custom tailors -----	2 160	322 180	51 629	11 147	2 498	317 852	49 895
562-3, 568	Women's clothing, specialty stores -----	4 501	588 578	92 850	27 252	4 664	556 025	87 289
562	Women's ready-to-wear stores ³ -----	2 083	419 441	71 579	20 672	1 609	391 285	67 601
565	Family clothing stores ³ -----	975	76 476	8 635	2 622	336	144 078	20 042
566	Shoe stores -----	1 620	190 504	28 253	6 247	1 750	191 144	27 106
564, 569	Other apparel, accessory stores -----	545	48 711	5 508	1 868	758	51 396	5 050
57	Furniture, home furnishings, equipment stores -----	4 576	603 382	83 109	16 719	5 160	603 979	76 032
5712	Furniture stores -----	1 808	268 005	37 974	7 165	1 577	230 479	31 131
5713-15, 19	Other home furnishings stores -----	1 620	147 673	22 042	4 954	2 018	128 477	16 827
572, 573	Household appliance, radio, television, music stores -----	1 148	187 704	23 093	4 600	1 565	245 023	28 074
58	Eating, drinking places -----	15 584	1 502 283	381 233	133 960	17 164	1 350 110	305 963
5812	Eating places -----	10 923	1 209 177	318 690	114 716	11 834	1 049 533	255 892
5813	Drinking places (alcoholic beverages) -----	4 661	293 106	62 543	19 244	5 330	300 577	50 071
59 pt. (591)	Drug stores, proprietary stores -----	2 849	315 281	44 597	10 655	3 235	283 337	38 191
59 ex. 591	Other retail stores ⁴ -----	12 147	1 232 541	150 968	32 833	13 917	1 212 171	129 058
592	Liquor stores -----	2 053	334 860	28 053	5 826	2 030	276 210	19 765
594	Book, stationery stores -----	1 104	102 527	14 395	3 497	1 384	93 139	12 681
595	Sporting goods stores, bicycle shops -----	255	32 842	5 201	1 057	298	27 451	3 952
597	Jewelry stores -----	1 148	96 844	14 101	2 998	1 280	96 516	14 376
5992	Florists -----	866	42 252	8 130	1 963	983	39 944	6 873
5996	Camera, photographic supply stores -----	202	38 281	4 434	949	247	47 678	4 755
	SELECTED SERVICES							
7011	Hotels, motels -----	580	416 218	159 681	4 544	690	348 422	127 268
783	Motion picture theaters -----	342	96 252	27 888	7 704	417	115 242	30 887

Standard Notes: - Represents zero. (D) Withheld to avoid disclosure. (NA) Not available.

¹1958 group totals for SIC 53 and 56 may include data for "nonemployer" establishments which could not be classified and tabulated by detailed kinds of business.²Excludes nonstore retailers (i.e., mail order, direct selling, merchandise vending machine operators) part of SIC 53.³1958 data limited to "employer" establishments.⁴Includes data for those kinds of business in SIC 59 (ex. 591) not covered in any of the lines below.

TABLE 2. The City: 1963 and 1958—Continued

B. Manhattan

SIC code	Kind of business	1963				1958 ¹		
		Estab- lish- ments (number)	Sales (\$1,000)	Payroll, entire year (\$1,000)	Paid employees, workweek ended nearest Nov. 15 (number)	Estab- lish- ments (number)	Sales (\$1,000)	Payroll, entire year (\$1,000)
	RETAIL STORES							
	Total ²	24 756	4 210 770	742 478	210 108	29 267	4 205 716	668 198
52	Lumber, building materials, hardware, farm equip- ment dealers	447	59 265	8 705	1 772	650	68 208	8 835
5251	Hardware stores	251	28 640	3 993	899	351	32 967	4 213
52 ex. 5251	Other	196	30 625	4 712	873	299	35 241	4 622
53 part ²	General merchandise group stores ²	631	706 663	140 667	41 213	995	681 171	127 787
531	Department stores	13	583 481	120 956	34 511	11	552 188	109 400
533	Limited price variety stores	137	58 801	11 370	4 389	151	54 479	10 463
539	Miscellaneous general merchandise stores	481	64 381	8 341	2 313	459	22 550	7 924
54	Food stores	4 629	666 430	65 403	17 152	5 965	690 239	55 419
55 ex. 554	Automotive dealers	175	124 555	12 881	2 093	239	152 619	12 548
55 pt. (554)	Gasoline service stations	249	38 747	4 936	1 280	385	45 560	5 269
56	Apparel, accessory stores	4 169	691 898	115 036	28 961	4 618	718 859	117 867
561, 567	Men's, boys' apparel stores, custom tailors	1 079	193 867	33 218	7 096	1 358	208 900	35 294
562-3, 568	Women's clothing, specialty stores	2 105	365 397	62 192	17 196	2 247	371 019	62 144
562	Women's ready-to-wear stores ³	929	274 196	50 023	13 766	771	280 459	50 503
565	Family clothing stores ³	275	36 618	4 880	1 477	107	28 390	4 368
566	Shoe stores	538	81 687	13 077	2 679	592	88 550	13 847
564, 569	Other apparel, accessory stores	172	14 329	1 669	513	236	20 348	2 214
57	Furniture, home furnishings, equipment stores	1 733	251 628	36 295	6 924	1 902	282 346	36 018
5712	Furniture stores	751	113 656	16 260	2 845	634	110 117	15 062
5713-15, 19	Other home furnishings stores	546	56 140	9 047	1 960	680	53 469	7 381
572, 573	Household appliance, radio, television, music stores	436	81 832	10 988	2 119	588	118 760	13 575
58	Eating, drinking places	6 251	907 028	251 193	87 253	7 043	823 707	207 885
5812	Eating places	4 737	765 470	216 402	76 899	5 162	676 601	181 653
5813	Drinking places (alcoholic beverages)	1 514	141 558	34 791	10 354	1 881	147 106	26 232
59 pt. (591)	Drug stores, proprietary stores	784	132 627	21 870	4 856	888	116 858	19 179
59 ex. 591	Other retail stores ⁴	5 688	631 929	85 492	18 604	6 582	626 149	77 391
592	Liquor stores	641	148 431	14 439	2 815	688	133 217	11 139
594	Book, stationery stores	566	73 325	11 307	2 564	733	66 041	10 274
595	Sporting goods stores, bicycle shops	79	24 248	4 446	852	78	18 650	3 374
597	Jewelry stores	740	69 827	10 285	2 089	785	71 761	11 116
5992	Florists	345	20 895	4 390	1 016	407	21 187	4 164
5996	Camera, photographic supply stores	127	32 617	3 904	833	129	35 033	3 824
	SELECTED SERVICES							
7011	Hotels, motels	464	390 006	149 996	42 424	567	330 777	120 122
783	Motion picture theaters	146	55 346	15 541	3 765	170	70 481	17 816

Standard Notes: — Represents zero. (D) Withheld to avoid disclosure. (NA) Not available.

¹1958 group totals for SIC 53 and 56 may include data for "nonemployer" establishments which could not be classified and tabulated by detailed kinds of business.

²Excludes nonstore retailers (i.e., mail order, direct selling, merchandise vending machine operators) part of SIC 53.

³1958 data limited to "employer" establishments.

⁴Includes data for those kinds of business in SIC 59 (ex. 591) not covered in any of the lines below.

TABLE 2. The City: 1963 and 1958—Continued

C. Brooklyn

SIC code	Kind of business	1963				1958 ¹		
		Estab- lish- ments (number)	Sales (\$1,000)	Payroll, entire year (\$1,000)	Paid employees, workweek ended nearest Nov. 15 (number)	Estab- lish- ments (number)	Sales (\$1,000)	Payroll, entire year (\$1,000)
	RETAIL STORES							
	Total ² -----	22 779	2 594 128	300 776	82 012	26 802	2 427 368	254 917
52	Lumber, building materials, hardware, farm equip- ment dealers -----	654	65 153	8 474	1 739	828	72 644	8 576
5251	Hardware stores -----	299	16 684	1 793	446	381	21 548	1 993
52 ex. 5251	Other -----	355	48 469	6 681	1 293	447	51 096	6 583
53 part [*]	General merchandise group stores ² -----	721	242 398	36 473	11 905	1 247	204 861	29 882
531	Department stores -----	5	169 221	27 262	8 626	5	142 643	22 684
533	Limited price variety stores -----	205	30 050	4 708	1 781	212	26 939	4 614
539	Miscellaneous general merchandise stores -----	511	43 127	4 503	1 498	772	30 669	2 584
54	Food stores -----	7 619	881 074	72 382	19 304	9 565	854 194	60 008
55 ex. 554	Automotive dealers -----	361	247 492	19 210	2 968	387	186 610	15 323
55 pt. (554)	Gasoline service stations -----	913	113 302	12 265	3 343	1 012	94 635	10 007
56	Apparel, accessory stores -----	2 931	260 715	35 366	9 904	2 896	266 064	35 752
561, 567	Men's, boys' apparel stores, custom tailors -----	558	61 361	8 812	1 927	579	51 381	6 880
562-3, 568	Women's clothing, specialty stores -----	1 213	107 179	15 275	4 943	1 284	99 628	14 003
562	Women's ready-to-wear stores ³ -----	586	67 691	10 640	3 388	434	62 723	9 970
565	Family clothing stores ³ -----	406	20 737	(D)	(D)	111	49 609	7 211
566	Shoe stores -----	551	51 484	7 154	1 760	603	47 927	6 134
564, 569	Other apparel, accessory stores -----	203	19 954	(D)	(D)	263	16 237	1 524
57	Furniture, home furnishings, equipment stores -----	1 356	166 561	22 174	4 717	1 570	157 520	18 985
5712	Furniture stores -----	519	75 722	10 638	2 145	481	57 758	7 416
5713-15, 19	Other home furnishings stores -----	550	47 812	6 838	1 649	668	34 990	4 035
572, 573	Household appliance, radio, television, music stores -----	287	43 027	4 698	923	421	64 772	7 534
58	Eating, drinking places -----	4 303	251 205	54 385	19 256	4 807	235 559	43 580
5812	Eating places -----	2 967	189 239	42 834	15 528	3 304	169 325	33 091
5813	Drinking places (alcoholic beverages) -----	1 336	61 966	11 551	3 728	1 503	66 234	10 489
59 pt. (591)	Drug stores, proprietary stores -----	971	80 116	9 264	2 342	1 156	78 474	8 712
59 ex. 591	Other retail stores ⁴ -----	2 950	286 112	30 783	6 534	3 334	276 807	24 092
592	Liquor stores -----	639	86 248	6 284	1 292	574	65 131	4 022
594	Book, stationery stores -----	204	12 123	1 205	357	246	10 473	864
595	Sporting goods stores, bicycle shops -----	73	3 751	395	94	98	3 703	213
597	Jewelry stores -----	186	13 878	1 942	483	216	10 850	1 475
5992	Florists -----	228	8 940	1 659	407	246	7 739	1 134
5996	Camera, photographic supply stores -----	33	2 188	187	46	55	7 149	430
	SELECTED SERVICES							
7011	Hotels, motels -----	50	12 432	5 282	1 644	54	9 887	4 202
783	Motion picture theaters -----	92	20 147	6 091	1 858	108	20 505	6 110

Standard Notes: — Represents zero. (D) Withheld to avoid disclosure. (NA) Not available.

¹1958 group totals for SIC 53 and 56 may include data for "nonemployer" establishments which could not be classified and tabulated by detailed kinds of business.²Excludes nonstore retailers (i.e., mail order, direct selling, merchandise vending machine operators) part of SIC 53.³1958 data limited to "employer" establishments.⁴Includes data for those kinds of business in SIC 59 (ex. 591) not covered in any of the lines below.

TABLE 2. The City: 1963 and 1958—Continued

D. Yonkers

SIC code	Kind of business	1963				1958 ¹		
		Estab- lish- ments (number)	Sales (\$1,000)	Payroll, entire year (\$1,000)	Paid employees, workweek ended nearest Nov. 15 (number)	Estab- lish- ments (number)	Sales (\$1,000)	Payroll, entire year (\$1,000)
	RETAIL STORES							
	Total ² -----	1 665	325 959	36 127	10 059	1 710	231 189	24 289
52	Lumber, building materials, hardware, farm equip- ment dealers -----	58	6 820	900	177	66	6 419	798
5251	Hardware stores -----	24	1 631	196	54	25	1 677	209
52 ex. 5251	Other -----	34	5 189	704	123	41	4 742	589
53 part ²	General merchandise group stores ² -----	39	88 317	9 346	3 173	50	34 554	4 406
531	Department stores -----	6	77 887	7 845	2 646	3	26 026	3 042
533	Limited price variety stores -----	9	6 900	1 103	429	10	6 014	1 117
539	Miscellaneous general merchandise stores -----	24	3 530	398	98	31	2 412	247
54	Food stores -----	378	79 860	6 336	1 606	418	65 148	4 455
55 ex. 554	Automotive dealers -----	51	35 985	3 214	543	60	29 173	2 387
55 pt. (554)	Gasoline service stations -----	144	15 598	1 236	378	143	12 081	896
56	Apparel, accessory stores -----	177	24 622	3 320	993	178	19 622	2 570
561, 567	Men's, boys' apparel stores, custom tailors -----	33	5 966	803	167	40	4 227	603
562-3, 568	Women's clothing, specialty stores -----	75	10 664	1 466	545	71	7 984	1 084
562	Women's ready-to-wear stores ³ -----	34	6 707	889	344	30	4 944	655
565	Family clothing stores ³ -----	19	2 059	265	72	8	(D)	(D)
566	Shoe stores -----	33	4 815	664	161	37	4 514	600
564, 569	Other apparel, accessory stores -----	17	1 118	122	48	18	(D)	(D)
57	Furniture, home furnishings, equipment stores -----	113	16 646	1 808	349	103	14 939	1 627
5712	Furniture stores -----	37	5 110	702	132	30	(NA)	(NA)
5713-15, 19	Other home furnishings stores -----	40	4 084	461	83	42	(NA)	(NA)
572, 573	Household appliance, radio, television, music stores -----	36	7 452	645	134	31	8 102	807
58	Eating, drinking places -----	351	28 898	6 945	2 101	319	23 041	4 827
5812	Eating places -----	238	24 206	6 113	1 813	176	17 819	4 023
5813	Drinking places (alcoholic beverages) -----	113	4 692	832	288	143	5 222	804
59 pt. (591)	Drug stores, proprietary stores -----	61	8 381	944	251	71	6 923	691
59 ex. 591	Other retail stores ⁴ -----	293	20 832	2 078	488	302	19 289	1 632
592	Liquor stores -----	53	6 176	347	92	54	4 805	207
594	Book, stationery stores -----	46	2 071	156	53	58	2 191	198
595	Sporting goods stores, bicycle shops -----	16	1 321	193	44	14	1 042	127
597	Jewelry stores -----	17	1 266	182	43	27	1 163	135
5992	Florists -----	14	760	106	33	12	262	164
5996	Camera, photographic supply stores -----	4	478	31	10	3	413	35
	SELECTED SERVICES							
7011	Hotels, motels -----	11	(D)	(D)	(D)	4	(D)	(D)
783	Motion picture theaters -----	5	(D)	(D)	(D)	4	(D)	(D)

Standard Notes: - Represents zero. (D) Withheld to avoid disclosure. (NA) Not available.

¹1958 group totals for SIC 53 and 56 may include data for "nonemployer" establishments which could not be classified and tabulated by detailed kinds of business.²Excludes nonstore retailers (i.e., mail order, direct selling, merchandise vending machine operators) part of SIC 53.³1958 data limited to "employer" establishments.⁴Includes data for those kinds of business in SIC 59 (ex. 591) not covered in any of the lines below.

TABLE 3. The Standard Metropolitan Statistical Area: 1963 and 1958

SIC code	Kind of business	1963				1958 ¹		
		Estab- lish- ments	Sales	Payroll, entire year	Paid employees, workweek ended nearest Nov. 15	Estab- lish- ments	Sales	Payroll, entire year
		(number)	(\$1,000)	(\$1,000)	(number)	(number)	(\$1,000)	(\$1,000)
	RETAIL STORES							
	Total ² -----	97 695	15 229 005	2 007 879	558 637	109 143	13 217 962	1 621 115
52	Lumber, building materials, hardware, farm equip- ment dealers -----	3 233	427 391	56 818	11 379	3 976	435 373	53 004
5251	Hardware stores -----	1 381	111 232	14 146	3 239	1 700	123 821	14 190
52 ex. 5251	Other -----	1 852	316 159	42 672	8 140	2 276	311 552	38 814
53 part ^a	General merchandise group stores ² -----	2 743	2 106 346	315 970	103 240	4 062	1 493 509	241 511
531	Department stores -----	93	1 661 239	250 068	80 100	66	1 084 741	185 001
533	Limited price variety stores -----	841	226 153	40 045	15 715	824	197 279	35 461
539	Miscellaneous general merchandise stores -----	1 809	218 954	25 857	7 425	2 366	194 473	21 049
54	Food stores -----	24 431	4 004 030	346 981	91 903	29 663	3 668 942	273 745
55 ex. 554	Automotive dealers -----	2 209	1 593 516	134 356	21 785	2 391	1 172 273	100 607
55 pt. (554)	Gasoline service stations -----	5 341	632 609	61 138	17 230	5 485	507 201	47 670
56	Apparel, accessory stores -----	12 143	1 570 138	235 556	62 970	12 496	1 531 605	224 249
561, 567	Men's, boys' apparel stores, custom tailors -----	2 614	390 279	61 617	13 394	2 919	362 307	55 888
562-3, 568	Women's clothing, specialty stores -----	5 508	757 827	116 901	35 019	5 684	674 583	103 065
562	Women's ready-to-wear stores ³ -----	2 657	551 740	90 578	26 818	2 082	481 589	80 138
565	Family clothing stores ³ -----	1 147	101 633	11 810	3 642	452	182 304	24 634
566	Shoe stores -----	2 136	256 305	37 817	8 436	2 225	240 861	34 046
564, 569	Other apparel, accessory stores -----	738	64 094	7 411	2 479	980	66 794	6 616
57	Furniture, home furnishings, equipment stores ----	6 307	844 468	116 688	23 361	6 873	803 461	101 537
5712	Furniture stores -----	2 433	360 358	51 745	9 784	2 079	295 785	40 509
5713-15, 19	Other home furnishings stores -----	2 190	210 457	32 678	7 165	2 610	174 078	23 186
572, 573	Household appliance, radio, television, music stores -----	1 684	273 653	32 265	6 412	2 184	333 598	37 842
58	Eating, drinking places -----	20 670	1 892 098	468 982	166 654	21 933	1 631 670	361 741
5812	Eating places -----	14 560	1 528 975	394 802	143 383	15 062	1 268 752	302 813
5813	Drinking places (alcoholic beverages) -----	6 110	363 123	74 180	23 271	6 871	362 918	58 928
59 pt. (591)	Drug stores, proprietary stores -----	3 785	445 000	62 573	15 132	4 137	381 896	50 647
59 ex. 591	Other retail stores ⁴ -----	16 833	1 713 409	208 817	44 983	18 127	1 592 032	166 404
592	Liquor stores -----	2 760	445 938	36 143	7 568	2 685	355 940	24 138
594	Book, stationery stores -----	1 629	135 768	17 426	4 457	1 904	124 239	15 350
595	Sporting goods stores, bicycle shops -----	542	51 264	7 261	1 533	544	40 152	5 145
597	Jewelry stores -----	1 431	115 888	16 941	3 603	1 541	110 066	16 203
5992	Florists -----	1 187	58 024	11 021	2 731	1 227	51 534	8 867
5996	Camera, photographic supply stores -----	287	47 861	5 553	1 202	333	56 882	5 620
	SELECTED SERVICES							
7011	Hotels, motels -----	949	450 914	169 176	48 151	1 055	371 637	133 996
783	Motion picture theaters -----	499	124 417	34 554	10 252	538	133 202	34 894

Standard Notes: - Represents zero. (D) Withheld to avoid disclosure. (NA) Not available.

¹1958 group totals for SIC 53 and 56 may include data for "nonemployer" establishments which could not be classified and tabulated by detailed kinds of business.²Excludes nonstore retailers (i.e., mail order, direct selling, merchandise vending machine operators) part of SIC 53.³1958 data limited to "employer" establishments.⁴Includes data for those kinds of business in SIC 59 (ex. 591) not covered in any of the lines below.

TABLE 4. CBD, City, SMSA—Sales Comparisons: 1958 and 1963

A. Manhattan

SIC code	Kind of business	Percent change in sales			
		Central business district	Manhattan Borough	New York City	Standard metropolitan statistical area
	RETAIL STORES				
	Total ² -----	-2.2	0.1	6.1	15.2
52	Lumber, building materials, hardware, farm equipment dealers -----	-1.8	-13.1	-11.0	-1.8
5251	Hardware stores -----	4.0	-13.1	-11.6	-10.2
52 ex. 5251	Other -----	-8.3	-13.1	-10.7	1.5
53 part ²	General merchandise group stores ^{1,2} -----	5.6	3.7	18.1	41.0
531	Department stores -----	(D)	5.7	23.4	53.2
533	Limited price variety stores -----	-4.1	7.9	7.9	14.6
539	Miscellaneous general merchandise stores -----				
54	Food stores -----	-8.1	-3.5	2.9	9.1
55 ex. 554	Automotive dealers -----	-29.8	-18.4	21.0	35.9
55 pt. (554)	Gasoline service stations -----	-7.6	-15.0	14.1	24.7
56	Apparel, accessory stores ¹ -----	-7.2	-3.8	-3.0	2.5
561, 567	Men's, boys' apparel stores, custom tailors -----	-6.3	-7.2	1.4	7.7
562-3, 568	Women's clothing, specialty stores -----	-9.2	-1.5	5.9	12.3
562	Women's ready-to-wear stores ³ -----	-13.3	-2.2	7.2	14.6
565	Family clothing stores ³ -----	41.9	29.0	-46.9	-44.3
566	Shoe stores -----	-11.5	-7.8	-0.3	6.4
564, 569	Other apparel, accessory stores -----	-30.0	-29.6	-5.2	-4.0
57	Furniture, home furnishings, equipment stores -----	-20.5	-10.9	-0.1	5.1
5712	Furniture stores -----	-6.2	3.2	16.3	21.8
5713-15, 19	Other home furnishings stores -----	-3.8	5.0	14.9	20.9
572, 573	Household appliance, radio, television, music stores -----	-39.7	-31.1	-23.4	-18.0
58	Eating, drinking places -----	8.0	10.1	11.3	16.0
5812	Eating places -----	7.9	13.1	15.2	20.5
5813	Drinking places (alcoholic beverages) -----	8.4	-3.8	-2.5	0.1
59 pt. (591)	Drug stores, proprietary stores -----	19.5	13.5	11.3	16.5
59 ex. 591	Other retail stores ⁴ -----	-8.9	0.9	1.7	7.6
592	Liquor stores -----	-0.6	11.4	21.2	25.3
594	Book, stationery stores -----	-0.4	11.0	10.1	9.3
595	Sporting goods stores, bicycle shops -----	27.9	30.0	19.6	27.7
597	Jewelry stores -----	-7.2	-2.7	0.3	5.3
5992	Florists -----	-4.8	-1.4	5.8	12.6
5996	Camera, photographic supply stores -----	-15.4	-6.9	-19.7	-15.9
	SELECTED SERVICES				
7011	Hotels, motels -----	15.9	17.9	19.5	21.3
783	Motion picture theaters -----	-10.2	-21.5	-16.5	-6.6

Standard Notes: - Represents zero. (D) Withheld to avoid disclosure. (NA) Not available. (X) Not applicable. (-) Minus sign before number denotes decrease.

¹1958 group totals for SIC 53 and 56 may include data for "nonemployer" establishments which could not be classified and tabulated by detailed kinds of business.

²Excludes nonstore retailers (i.e., mail order, direct selling, merchandise vending machine operators) part of SIC 53.

³1958 data limited to "employer" establishments.

⁴Includes data for those kinds of business in SIC 59 (ex. 591) not covered in any of the lines below.

TABLE 4. CBD, City, SMSA—Sales Comparisons: 1958 and 1963—Continued

A. Manhattan

SIC code	Kind of business	Percent distribution of sales							
		Central business district		Manhattan Borough		New York City		Standard metropolitan statistical area	
		1963	1958	1963	1958	1963	1958	1963	1958
	RETAIL STORES								
	Total ² -----	100.0	100.0	100.0	100.0	100.0	100.0	100.0	100.0
52	Lumber, building materials, hardware, farm equip- ment dealers -----	1.2	1.2	1.4	1.6	2.1	2.6	2.8	3.3
5251	Hardware stores -----	0.7	0.6	0.7	0.8	0.7	0.9	0.7	0.9
52 ex. 5251	Other -----	0.5	0.6	0.7	0.8	1.4	1.7	2.1	2.4
53 part ¹	General merchandise group stores ^{1,2} -----	27.1	25.2	16.8	16.2	12.5	11.2	13.8	11.3
531	Department stores -----	(D)	(D)	13.9	13.1	9.6	8.3	10.9	8.2
533	Limited price variety stores -----	1.3	1.3	1.4	1.3	1.4	1.4	1.5	1.5
539	Miscellaneous general merchandise stores -----	(D)	(D)	1.5	0.5	1.5	1.5	1.4	1.5
54	Food stores -----	5.3	5.6	15.8	16.4	26.8	27.6	26.3	27.8
55 ex. 554	Automotive dealers -----	2.1	2.9	3.0	3.6	7.7	6.8	10.5	8.9
55 pt. (554)	Gasoline service stations -----	0.3	0.3	0.9	1.1	3.1	2.9	4.2	3.8
56	Apparel, accessory stores ¹ -----	21.1	22.3	16.4	17.1	12.0	13.1	10.3	11.6
561, 567	Men's, boys' apparel stores, custom tailors -----	5.9	6.2	4.6	5.0	3.1	3.3	2.5	2.7
562-3, 568	Women's clothing, specialty stores -----	11.7	12.6	8.7	8.8	5.8	5.8	5.0	5.1
562	Women's ready-to-wear stores ³ -----	9.2	10.3	6.5	6.7	4.1	4.1	3.6	3.6
565	Family clothing stores ³ -----	1.2	0.8	0.9	0.7	0.7	1.5	0.7	1.4
566	Shoe stores -----	2.1	2.3	1.9	2.1	1.9	2.0	1.7	1.8
564, 569	Other apparel, accessory stores -----	0.3	0.4	0.3	0.5	0.5	0.5	0.4	0.5
57	Furniture, home furnishings, equipment stores ----	5.2	6.4	6.0	6.7	5.9	6.3	5.6	6.1
5712	Furniture stores -----	2.3	2.4	2.7	2.6	2.6	2.4	2.4	2.3
5713-15, 19	Other home furnishings stores -----	1.2	1.2	1.3	1.3	1.5	1.3	1.4	1.3
572, 573	Household appliance, radio, television, music stores -----	1.7	2.8	2.0	2.8	1.8	2.6	1.8	2.5
58	Eating, drinking places -----	21.6	19.5	21.5	19.6	14.7	14.0	12.4	12.3
5812	Eating places -----	18.8	17.1	18.2	16.1	11.8	10.9	10.0	9.6
5813	Drinking places (alcoholic beverages) -----	2.7	2.4	3.3	3.5	2.9	3.1	2.4	2.7
59 pt. (591)	Drug stores, proprietary stores -----	2.5	2.0	3.2	2.8	3.1	2.9	2.9	2.9
59 ex. 591	Other retail stores ⁴ -----	13.6	14.6	15.0	14.9	12.1	12.6	11.2	12.0
592	Liquor stores -----	1.7	1.7	3.5	3.2	3.3	2.9	2.9	2.7
594	Book, stationery stores -----	1.7	1.6	1.7	1.6	1.0	1.0	0.9	0.9
595	Sporting goods stores, bicycle shops -----	0.8	0.6	0.6	0.4	0.3	0.3	0.3	0.3
597	Jewelry stores -----	2.2	2.2	1.7	1.7	1.0	1.0	0.8	0.8
5992	Florists -----	0.4	0.4	0.5	0.5	0.4	0.4	0.4	0.4
5996	Camera, photographic supply stores -----	1.0	1.1	0.8	0.8	0.4	0.5	0.3	0.4
	SELECTED SERVICES								
7011	Hotels, motels -----	(x)	(x)	(x)	(x)	(x)	(x)	(x)	(x)
783	Motion picture theaters -----	(x)	(x)	(x)	(x)	(x)	(x)	(x)	(x)

Standard Notes: -- Represents zero. (D) Withheld to avoid disclosure. (NA) Not available.

¹1958 group totals for SIC 53 and 56 may include data for "nonemployer" establishments which could not be classified and tabulated by detailed kinds of business.²Excludes nonstore retailers (i.e., mail order, direct selling, merchandise vending machine operators) part of SIC 53.³1958 data limited to "employer" establishments.⁴Includes data for those kinds of business in SIC 59 (ex. 591) not covered in any of the lines below.

TABLE 4. CBD, City, SMSA—Sales Comparisons: 1958 and 1963—Continued

B. Brooklyn

SIC code	Kind of business	Percent change in sales			
		Central business district	Brooklyn Borough	New York City	Standard metropolitan statistical area
RETAIL STORES					
	Total ²	6.8	6.9	6.1	15.2
52	Lumber, building materials, hardware, farm equipment dealers	14.1	-10.3	-11.0	-1.8
5251	Hardware stores	(D)	-22.6	-11.6	-10.2
52 ex. 5251	Other	(D)	-5.1	-10.6	1.5
53 part ²	General merchandise group stores ^{1,2}	(D)	18.3	18.1	41.0
531	Department stores	(D)	18.6	23.4	53.2
533	Limited price variety stores	(D)	11.6	7.9	14.6
539	Miscellaneous general merchandise stores	16.7	40.6	8.9	12.6
54	Food stores	-12.7	3.2	2.9	9.1
55 ex. 554	Automotive dealers	-45.2	32.6	21.0	35.9
55 pt. (554)	Gasoline service stations	164.8	19.7	14.1	24.7
56	Apparel, accessory stores ¹	-43.1	-2.0	-3.0	2.5
561, 567	Men's, boys' apparel stores, custom tailors	8.1	19.4	1.4	7.7
562-3, 568	Women's clothing, specialty stores	-3.9	7.6	5.9	12.3
562	Women's ready-to-wear stores ³	-5.8	7.9	7.2	14.6
565	Family clothing stores ³	(D)	-58.2	-46.9	-44.3
566	Shoe stores	6.5	7.4	-0.3	6.4
564, 569	Other apparel, accessory stores	(D)	22.9	-5.2	-4.0
57	Furniture, home furnishings, equipment stores	-7.9	5.7	-0.1	5.1
5712	Furniture stores	49.9	31.1	16.3	21.8
5713-15, 19	Other home furnishings stores	-50.8	36.6	14.9	20.9
572, 573	Household appliance, radio, television, music stores	-45.5	-33.6	-23.4	-18.0
58	Eating, drinking places	3.0	6.6	11.3	16.0
5812	Eating places	-1.0	11.8	15.2	20.5
5813	Drinking places (alcoholic beverages)	26.6	-6.4	-2.5	0.1
59 pt. (591)	Drug stores, proprietary stores	-10.2	2.1	11.3	16.5
59 ex. 591	Other retail stores ⁴	(D)	3.4	1.7	7.6
592	Liquor stores	3.3	32.4	21.2	25.3
594	Book, stationery stores	-13.1	15.8	10.1	9.3
595	Sporting goods stores, bicycle shops	(D)	1.3	19.6	27.7
597	Jewelry stores	13.4	27.9	0.3	5.3
5992	Florists	187.6	15.5	5.8	12.6
5996	Camera, photographic supply stores	(D)	-69.4	-19.7	-15.9
SELECTED SERVICES					
7011	Hotels, motels	13.1	25.7	19.5	21.3
783	Motion picture theaters	34.3	-1.8	-16.5	-6.6

Standard Notes: - Represents zero. (D) Withheld to avoid disclosure. (NA) Not available. (X) Not applicable. (-) Minus sign before number denotes decrease.

¹1958 group totals for SIC 53 and 56 may include data for "nonemployer" establishments which could not be classified and tabulated by detailed kinds of business.

²Excludes nonstore retailers (i.e., mail order, direct selling, merchandise vending machine operators) part of SIC 53.

³1958 data limited to "employer" establishments.

⁴Includes data for those kinds of business in SIC 59 (ex. 591) not covered in any of the lines below.

TABLE 4. CBD, City, SMSA—Sales Comparisons: 1958 and 1963—Continued

B. Brooklyn

SIC code	Kind of business	Percent distribution of sales							
		Central business district		Brooklyn Borough		New York City		Standard metropolitan statistical area	
		1963	1958	1963	1958	1963	1958	1963	1958
	RETAIL STORES								
	Total ² -----	100.0	100.0	100.0	100.0	100.0	100.0	100.0	100.0
52	Lumber, building materials, hardware, farm equip- ment dealers -----	0.6	0.5	2.5	3.0	2.1	2.6	2.8	3.3
5251	Hardware stores -----	(D)	0.4	0.6	0.9	0.7	0.9	0.7	0.9
52 ex. 5251	Other -----	(D)	0.1	1.9	2.1	1.4	1.7	2.1	2.4
53 part ²	General merchandise group stores ^{1,2} -----	60.1	(D)	9.3	8.4	12.5	11.2	13.8	11.3
531	Department stores -----	(D)	(D)	6.5	5.9	9.6	8.3	10.9	8.2
533	Limited price variety stores -----	(D)	(D)	1.1	1.1	1.4	1.4	1.5	1.5
539	Miscellaneous general merchandise stores -----	0.6	0.5	1.7	1.3	1.5	1.5	1.4	1.5
54	Food stores -----	3.6	4.4	34.0	35.2	26.8	27.6	26.3	27.8
55 ex. 554	Automotive dealers -----	0.9	1.7	9.5	7.7	7.7	6.8	10.5	8.9
55 pt. (554)	Gasoline service stations -----	0.7	0.3	4.4	3.9	3.1	2.9	4.2	3.8
56	Apparel, accessory stores ¹ -----	15.5	29.3	10.1	11.0	12.0	13.1	10.3	11.6
561, 567	Men's, boys' apparel stores, custom tailors -----	3.2	3.2	2.4	2.1	3.1	3.3	2.5	2.7
562-3, 568	Women's clothing, specialty stores -----	7.7	8.6	4.1	4.1	5.8	5.8	5.0	5.1
562	Women's ready-to-wear stores ³ -----	6.9	7.9	2.6	2.6	4.1	4.1	3.6	3.6
565	Family clothing stores ³ -----	1.3	(D)	0.8	2.1	0.7	1.5	0.7	1.4
566	Shoe stores -----	3.2	3.2	2.0	2.0	1.9	2.0	1.7	1.8
564, 569	Other apparel, accessory stores -----	0.1	(D)	0.8	0.7	0.5	0.5	0.4	0.5
57	Furniture, home furnishings, equipment stores ----	4.2	4.8	6.4	6.5	5.9	6.3	5.6	6.1
5712	Furniture stores -----	2.7	1.9	2.9	2.4	2.6	2.4	2.4	2.3
5713-15, 19	Other home furnishings stores -----	0.2	0.4	1.8	1.4	1.5	1.3	1.4	1.3
572, 573	Household appliance, radio, television, music stores -----	1.3	2.5	1.7	2.7	1.8	2.6	1.8	2.5
58	Eating, drinking places -----	7.4	7.7	9.7	9.7	14.7	14.0	12.4	12.3
5812	Eating places -----	6.1	6.6	7.3	7.0	11.8	10.9	10.0	9.6
5813	Drinking places (alcoholic beverages) -----	1.3	1.1	2.4	2.7	2.9	3.1	2.4	2.7
59 pt. (591)	Drug stores, proprietary stores -----	1.0	1.2	3.1	3.2	3.2	2.9	2.9	2.9
59 ex. 591	Other retail stores ⁴ -----	6.0	(D)	11.0	11.4	12.1	12.6	11.2	12.0
592	Liquor stores -----	0.7	0.7	3.3	2.7	3.3	2.9	2.9	2.7
594	Book, stationery stores -----	0.4	0.5	0.5	0.4	1.0	1.0	0.9	0.9
595	Sporting goods stores, bicycle shops -----	(D)	0.1	0.1	0.2	0.3	0.3	0.3	0.3
597	Jewelry stores -----	1.0	0.9	0.5	0.5	1.0	1.0	0.8	0.8
5992	Florists -----	0.1	0.1	0.3	0.3	0.4	0.4	0.4	0.4
5996	Camera, photographic supply stores -----	(D)	0.3	0.1	0.3	0.4	0.5	0.3	0.4
	SELECTED SERVICES								
7011	Hotels, motels -----	(X)	(X)	(X)	(X)	(X)	(X)	(X)	(X)
783	Motion picture theaters -----	(X)	(X)	(X)	(X)	(X)	(X)	(X)	(X)

Standard Notes: - Represents zero. (D) Withheld to avoid disclosure. (NA) Not available.

¹1958 group totals for SIC 53 and 56 may include data for "nonemployer" establishments which could not be classified and tabulated by detailed kinds of business.²Excludes nonstore retailers (i.e., mail order, direct selling, merchandise vending machine operators) part of SIC 53.³1958 data limited to "employer" establishments.⁴Includes data for those kinds of business in SIC 59 (ex. 591) not covered in any of the lines below.

TABLE 4. CBD, City, SMSA—Sales Comparisons: 1958 and 1963—Continued

C. Yonkers

SIC code	Kind of business	Percent change in sales			Percent distribution of sales					
		Central business district	City	Standard metropolitan statistical area	Central business district		City		Standard metropolitan statistical area	
					1963	1958	1963	1958	1963	1958
	RETAIL STORES									
	Total ² -----	3.2	41.0	15.2	100.0	100.0	100.0	100.0	100.0	100.0
52	Lumber, building materials, hardware, farm equipment dealers -----	73.6	6.3	-1.8	1.8	1.1	2.1	2.8	2.8	3.3
5251	Hardware stores -----	(D)	-2.7	-10.2	(D)	(D)	0.5	0.7	0.7	0.9
52 ex. 5251	Other -----	(D)	9.4	1.5	(D)	(D)	1.6	2.1	2.1	2.4
53 part ²	General merchandise group stores ^{1,2} -----	23.2	155.6	41.0	21.4	17.9	27.1	14.9	13.8	11.3
531	Department stores -----	(D)	199.3	53.2	(D)	(D)	23.9	11.3	10.9	8.2
533	Limited price variety stores -----	15.9	14.7	14.6	11.2	10.0	2.1	2.6	1.5	1.5
539	Miscellaneous general merchandise stores -----	(D)	46.4	12.6	(D)	(D)	1.1	1.0	1.4	1.5
54	Food stores -----	-16.8	22.6	9.1	18.2	22.5	24.5	28.2	26.3	27.8
55 ex. 554	Automotive dealers -----	(D)	23.4	35.9	(D)	(D)	11.0	12.6	10.5	8.9
55 pt. (554)	Gasoline service stations -----	(D)	29.1	24.7	(D)	1.8	4.8	5.2	4.2	3.8
56	Apparel, accessory stores ¹ -----	15.5	25.5	2.5	18.3	16.4	7.5	8.5	10.3	11.6
561, 567	Men's, boys' apparel stores, custom tailors -----	13.1	41.1	7.7	4.8	4.4	1.8	1.8	2.5	2.7
562-3, 568	Women's clothing, specialty stores -----	24.3	33.6	12.3	8.1	6.7	3.3	3.5	5.0	5.1
562	Women's ready-to-wear stores ³ -----	-13.3	35.7	14.6	4.0	4.8	2.1	2.1	3.6	3.6
565	Family clothing stores ³ -----	(D)	(D)	-44.3	-	(D)	0.6	(D)	0.7	1.4
566	Shoe stores -----	5.1	6.7	6.4	3.8	3.7	1.5	2.0	1.7	1.8
564, 569	Other apparel, accessory stores -----	(D)	(D)	-4.0	1.7	(D)	0.3	(D)	0.4	0.5
57	Furniture, home furnishings, equipment stores -----	-6.4	11.4	5.1	14.6	16.1	5.1	6.5	5.6	6.1
5712	Furniture stores -----	-29.8	(NA)	21.8	3.3	4.8	1.6	(NA)	2.4	2.3
5713-15, 19	Other home furnishings stores -----	-41.6	(NA)	20.9	1.6	2.8	1.2	(NA)	1.4	1.3
572, 573	Household appliance, radio, television, music stores -----	18.6	-8.0	-18.0	9.7	8.5	2.3	3.5	1.8	2.5
58	Eating, drinking places -----	-0.4	25.4	16.0	8.6	8.9	8.9	10.0	12.4	12.3
5812	Eating places -----	15.2	35.8	20.5	6.4	5.7	7.4	7.7	10.0	9.6
5813	Drinking places (alcoholic beverages) -----	-28.7	-10.2	0.1	2.2	3.2	1.5	2.3	2.4	2.7
59 pt. (591)	Drug stores, proprietary stores -----	85.1	21.1	16.5	2.4	1.4	2.6	3.0	2.9	2.9
59 ex. 591	Other retail stores ⁴ -----	(D)	8.0	7.6	10.3	(D)	6.4	8.3	11.2	12.0
592	Liquor stores -----	70.0	28.5	25.3	2.5	1.5	1.9	2.1	2.9	2.7
594	Book, stationery stores -----	-21.8	-5.5	9.3	1.5	2.0	0.6	1.0	0.9	0.9
595	Sporting goods stores, bicycle shops -----	(D)	26.8	27.7	0.8	(D)	0.4	0.5	0.3	0.3
597	Jewelry stores -----	-7.5	8.9	5.3	1.7	1.9	0.4	0.5	0.8	0.8
5992	Florists -----	(D)	190.1	12.6	(D)	0.5	0.2	0.1	0.4	0.4
5996	Camera, photographic supply stores -----	(D)	15.7	-15.9	(D)	(D)	0.2	0.2	0.3	0.4
	SELECTED SERVICES									
7011	Hotels, motels -----	(D)	(D)	21.3	(X)	(X)	(X)	(X)	(X)	(X)
783	Motion picture theaters -----	(D)	(D)	-6.6	(X)	(X)	(X)	(X)	(X)	(X)

Standard Notes: - Represents zero. (D) Withheld to avoid disclosure. (NA) Not available. (X) Not applicable. (-) Minus sign before number denotes decrease.

¹1958 group totals for SIC 53 and 56 may include data for "nonemployer" establishments which could not be classified and tabulated by detailed kinds of business.

²Excludes nonstore retailers (i.e., mail order, direct selling, merchandise vending machine operators) part of SIC 53.

³1958 data limited to "employer" establishments.

⁴Includes data for those kinds of business in SIC 59 (ex. 591) not covered in any of the lines below.

TABLE 5. CBD Sales as Percent of City and SMSA Sales: 1963 and 1958
A. Manhattan

SIC code	Kind of business	Central business district sales as—					
		Percent of Manhattan Borough sales		Percent of New York City sales		Percent of standard metropolitan statistical area sales	
		1963	1958	1963	1958	1963	1958
	RETAIL STORES						
	Total ² -----	56.0	57.3	23.0	25.0	15.5	18.2
52	Lumber, building materials, hardware, farm equipment dealers -----	46.3	40.9	12.6	11.4	6.4	6.4
5251	Hardware stores -----	53.5	44.7	21.1	18.0	13.8	11.9
52 ex. 5251	Other -----	39.5	37.4	8.4	8.1	3.8	4.2
53 part ¹	General merchandise group stores ^{1,2} -----	90.6	89.0	50.2	56.1	30.4	40.6
531	Department stores -----	(D)	(D)	(D)	(D)	(D)	(D)
533	Limited price variety stores -----	51.3	57.7	21.8	24.5	13.3	15.9
539	Miscellaneous general merchandise stores -----	(D)	(D)	(D)	(D)	(D)	(D)
54	Food stores -----	18.6	19.5	4.5	5.1	3.1	3.7
55 ex. 554	Automotive dealers -----	39.1	45.4	6.2	10.6	3.1	5.9
55 pt. (554)	Gasoline service stations -----	20.5	18.9	2.5	3.1	1.3	1.7
56	Apparel, accessory stores ¹ -----	72.1	95.6	40.7	42.5	31.8	35.1
561, 567	Men's, boys' apparel stores, custom tailors -----	71.7	63.2	43.2	46.7	35.6	23.2
562-3, 568	Women's clothing, specialty stores -----	75.3	71.0	46.7	54.4	36.3	40.9
562	Women's ready-to-wear stores ³ -----	78.8	69.2	51.5	63.7	86.7	10.8
565	Family clothing stores ³ -----	76.1	81.6	36.4	13.6	27.4	44.9
566	Shoe stores -----	60.6	88.8	26.0	29.3	19.3	51.7
564, 569	Other apparel, accessory stores -----	51.4	51.7	15.1	20.5	11.5	15.7
57	Furniture, home furnishings, equipment stores -----	48.7	54.6	20.3	25.5	14.5	19.2
5712	Furniture stores -----	47.9	52.7	20.3	25.1	15.1	19.6
5713-15, 19	Other home furnishings stores -----	48.4	52.8	18.4	22.0	12.9	16.2
572, 573	Household appliance, radio, television, music stores -----	50.0	57.1	21.8	27.7	15.0	20.4
58	Eating, drinking places -----	56.0	57.1	33.8	34.8	26.8	28.3
5812	Eating places -----	57.9	60.7	36.7	39.1	29.0	32.4
5813	Drinking places (alcoholic beverages) -----	45.4	40.2	21.9	19.7	17.7	16.3
59 pt. (591)	Drug stores, proprietary stores -----	43.4	41.2	18.3	17.0	13.0	12.6
59 ex. 591	Other retail stores ⁴ -----	50.8	56.2	26.0	29.0	18.7	22.1
592	Liquor stores -----	27.3	30.6	12.1	14.7	9.1	11.4
594	Book, stationery stores -----	53.9	60.1	38.6	42.6	29.1	31.9
595	Sporting goods stores, bicycle shops -----	74.8	76.0	55.2	51.7	35.4	35.3
597	Jewelry stores -----	72.7	76.2	52.4	56.6	43.8	49.7
5992	Florists -----	48.7	50.4	24.1	26.8	17.5	20.8
5996	Camera, photographic supply stores -----	69.6	76.6	59.3	56.3	47.4	47.2
	SELECTED SERVICES						
7011	Hotels, motels -----	79.0	80.3	74.0	76.3	68.3	71.5
783	Motion picture theaters -----	73.0	63.8	42.0	39.1	32.5	33.8

Standard Notes: — Represents zero. (D) Withheld to avoid disclosure. (NA) Not available.

¹1958 group totals for SIC 53 and 56 may include data for "nonemployer" establishments which could not be classified and tabulated by detailed kinds of business.

²Excludes nonstore retailers (i.e., mail order, direct selling, merchandise vending machine operators) part of SIC 53.

³1958 data limited to "employer" establishments.

⁴Includes data for those kinds of business in SIC 59 (ex. 591) not covered in any of the lines below.

TABLE 5. CBD Sales as Percent of City and SMSA Sales: 1963 and 1958—Continued

B. Brooklyn

SIC code	Kind of business	Central business district sales as—					
		Percent of Brooklyn Borough Sales		Percent of New York City sales		Percent of standard metropolitan statistical area sales	
		1963	1958	1963	1958	1963	1958
	RETAIL STORES						
	Total ² -----	11.5	11.5	2.9	2.9	2.0	2.1
52	Lumber, building materials, hardware, farm equipment dealers -----	2.5	2.0	0.8	0.6	0.4	0.3
5251	Hardware stores -----	(D)	4.9	(D)	1.3	(D)	0.9
52 ex. 5251	Other -----	(D)	0.7	(D)	0.2	(D)	0.1
53 part ²	General merchandise group stores ^{1,2} -----	73.7	(D)	14.0	(D)	8.5	(D)
531	Department stores -----	(D)	(D)	(D)	(D)	(D)	(D)
533	Limited price variety stores -----	(D)	(D)	(D)	(D)	(D)	(D)
539	Miscellaneous general merchandise stores -----	3.9	4.7	1.1	1.0	0.8	0.7
54	Food stores -----	1.2	1.4	0.4	0.5	0.3	0.3
55 ex. 554	Automotive dealers -----	1.1	2.6	0.3	0.7	0.2	0.4
55 pt. (554)	Gasoline service stations -----	1.8	0.8	0.7	0.3	0.3	0.2
56	Apparel, accessory stores ¹ -----	17.8	30.7	3.8	6.4	3.0	5.3
561, 567	Men's, boys' apparel stores, custom tailors -----	15.7	17.3	3.0	2.8	2.5	2.5
562-3, 568	Women's clothing, specialty stores -----	21.4	23.9	3.9	4.2	3.0	3.5
562	Women's ready-to-wear stores ³ -----	30.5	34.9	4.9	5.6	3.7	4.6
565	Family clothing stores ³ -----	19.2	(D)	5.2	(D)	3.9	(D)
566	Shoe stores -----	18.7	18.8	5.0	4.7	3.7	3.7
564, 569	Other apparel, accessory stores -----	1.9	(D)	0.8	(D)	0.6	(D)
57	Furniture, home furnishings, equipment stores -----	7.4	8.5	2.1	2.2	1.5	1.7
5712	Furniture stores -----	10.6	9.3	3.0	2.3	2.2	1.8
5713-15, 19	Other home furnishings stores -----	1.2	3.4	0.4	0.9	0.3	0.7
572, 573	Household appliance, radio, television, music stores -----	8.7	10.6	2.0	2.8	1.4	2.1
58	Eating, drinking places -----	8.8	9.1	1.5	1.6	1.2	1.3
5812	Eating places -----	9.6	10.8	1.5	1.7	1.2	1.4
5813	Drinking places (alcoholic beverages) -----	6.3	4.7	1.3	1.0	1.1	0.9
59 pt. (591)	Drug stores, proprietary stores -----	3.9	4.4	1.0	1.2	0.7	0.9
59 ex. 591	Other retail stores ⁴ -----	6.2	(D)	1.4	(D)	1.0	(D)
592	Liquor stores -----	2.5	3.2	0.6	0.8	0.5	0.6
594	Book, stationery stores -----	10.5	13.9	1.2	1.6	0.9	1.2
595	Sporting goods stores, bicycle shops -----	(D)	7.0	(D)	0.9	(D)	0.6
597	Jewelry stores -----	20.9	23.6	3.0	2.6	2.5	2.3
5992	Florists -----	4.7	1.9	1.0	0.4	0.7	0.3
5996	Camera, photographic supply stores -----	(D)	11.9	(D)	1.8	(D)	1.5
	SELECTED SERVICES						
7011	Hotels, motels -----	15.3	17.0	0.5	0.5	0.4	0.5
783	Motion picture theaters -----	20.8	15.2	4.4	2.7	3.4	2.3

Standard Notes: - Represents zero. (D) Withheld to avoid disclosure. (NA) Not available.

¹1958 group totals for SIC 53 and 56 may include data for "nonemployer" establishments which could not be classified and tabulated by detailed kinds of business.²Excludes nonstore retailers (i.e., mail order, direct selling, merchandise vending machine operators) part of SIC 53.³1958 data limited to "employer" establishments.⁴Includes data for those kinds of business in SIC 59 (ex. 591) not covered in any of the lines below.

TABLE 5. CBD Sales as Percent of City and SMSA Sales: 1963 and 1958—Continued

C. Yonkers

SIC code	Kind of business	Central business district sales as—			
		Percent of city sales		Percent of standard metropolitan statistical area sales	
		1963	1958	1963	1958
YONKERS					
RETAIL STORES					
	Total ² -----	12.9	17.7	0.3	0.3
52	Lumber, building materials, hardware, farm equipment dealers -----	11.2	6.9	0.2	0.1
5251	Hardware stores -----	(D)	(D)	(D)	(D)
52 ex. 5251	Other -----	(D)	(D)	(D)	(D)
53 part*	General merchandise group stores ^{1,2} -----	10.2	21.2	0.4	0.5
531	Department stores -----	(D)	(D)	(D)	(D)
533	Limited price variety stores -----	68.5	67.9	2.1	2.1
539	Miscellaneous general merchandise stores -----	(D)	(D)	(D)	(D)
54	Food stores -----	9.6	14.2	0.2	0.3
55 ex. 554	Automotive dealers -----	(D)	(D)	(D)	(D)
55 pt. (554)	Gasoline service stations -----	(D)	6.3	(D)	0.2
56	Apparel, accessory stores ¹ -----	31.4	34.1	0.5	0.4
561, 567	Men's, boys' apparel stores, custom tailors -----	33.8	42.2	0.5	0.5
562-3, 568	Women's clothing, specialty stores -----	32.1	34.5	0.5	0.4
562	Women's ready-to-wear stores ³ -----	25.3	39.6	0.3	0.4
565	Family clothing stores ³ -----	-	(D)	-	(D)
566	Shoe stores -----	32.9	33.4	0.6	0.6
564, 569	Other apparel, accessory stores -----	63.0	(D)	1.1	(D)
57	Furniture, home furnishings, equipment stores -----	37.0	44.1	0.7	0.8
5712	Furniture stores -----	27.2	(NA)	0.4	0.7
5713-15, 19	Other home furnishings stores -----	16.5	(NA)	0.3	0.7
572, 573	Household appliance, radio, television, music stores -----	55.0	42.7	1.5	1.0
58	Eating, drinking places -----	12.5	15.8	0.2	0.2
5812	Eating places -----	11.2	13.2	0.2	0.2
5813	Drinking places (alcoholic beverages) -----	19.6	24.7	0.3	0.4
59 pt. (591)	Drug stores, proprietary stores -----	12.3	8.1	0.2	0.1
59 ex. 591	Other retail stores ⁴ -----	20.9	(D)	0.3	(D)
592	Liquor stores -----	16.8	12.8	0.2	0.2
594	Book, stationery stores -----	30.2	36.5	0.5	0.6
595	Sporting goods stores, bicycle shops -----	24.7	(D)	0.6	(D)
597	Jewelry stores -----	55.9	65.8	0.6	0.7
5992	Florists -----	(D)	70.6	(D)	0.4
5996	Camera, photographic supply stores -----	(D)	(D)	(D)	(D)
SELECTED SERVICES					
7011	Hotels, motels -----	(D)	(D)	0.1	(D)
783	Motion picture theaters -----	(D)	(D)	(D)	(D)

Standard Notes: - Represents zero. (D) Withheld to avoid disclosure. (NA) Not available.

¹1958 group totals for SIC 53 and 56 may include data for "nonemployer" establishments which could not be classified and tabulated by detailed kinds of business.²Excludes nonstore retailers (i.e., mail order, direct selling, merchandise vending machine operators) part of SIC 53.³1958 data limited to "employer" establishments.⁴Includes data for those kinds of business in SIC 59 (ex. 591) not covered in any of the lines below.

TABLE 6. Other Major Retail Centers in the SMSA: 1963

MRC No. 1. Includes the planned center known as "Americana Shopping Center" and establishments on Northern Blvd. from the access road west of The Gate to Searington Rd. (North Hempstead town, Nassau Co.)

SIC code	Kind of business	Total	SIC code	Kind of business	Number of establishments
	Retail stores, total:				
	Number -----	49	55 ex. 554	Automotive Dealers -----	-
	Sales ----- \$1,000	28 699	55 pt. (554)	Gasoline service stations -----	-
54, 58, 591	Convenience goods stores:		56	Apparel, accessory stores -----	17
	Number -----	14	561, 567	Men's, boys' apparel stores, custom tailors -----	3
	Sales ----- \$1,000	6 411	562-3, 568	Women's clothing, specialty stores -----	8
53 part, 56, 57	Shopping goods stores:		562	Women's ready-to-wear stores -----	7
	Number -----	27	565	Family clothing stores -----	-
	Sales ----- \$1,000	21 408	566	Shoe stores -----	6
52, 55, 59 ex. 591	All other stores:		564, 569	Other apparel, accessory stores -----	-
	Number -----	8	57	Furniture, home furnishings, equipment stores -----	6
	Sales ----- \$1,000	880	5712	Furniture stores -----	2
		Number of establishments	5713-15, 19	Other home furnishings stores -----	1
			572, 573	Household appliance, radio, television, music stores -----	3
	Retail stores, total -----	49	58	Eating, drinking places -----	5
52	Lumber, building materials, hardware, farm equipment dealers -----	-	5812	Eating places -----	5
5251	Hardware stores -----	-	5813	Drinking places (alcoholic beverages) -----	-
52 ex. 5251	Other -----	-	59 pt. (591)	Drug stores, proprietary stores -----	2
53 part	General merchandise group stores -----	4	59 ex. 591	Other retail stores -----	8
531	Department stores -----	1	592	Liquor stores -----	1
533	Limited price variety stores -----	1	594	Book, stationery stores -----	-
539	Miscellaneous general merchandise stores -----	2	595	Sporting goods stores, bicycle shops -----	-
			597	Jewelry stores -----	3
			5992	Florists -----	-
54	Food stores -----	7	5996	Camera, photographic supply stores -----	-

MRC No. 3. Includes the planned center known as "Cross County Center" and establishments in the area bounded by Cross County Pkwy., Kimball Ave., Vredenburgh Ave., Mile Square Rd. and New York State Thruway (Yonkers, Westchester Co.)

SIC code	Kind of business	Total	SIC code	Kind of business	Number of establishments
	Retail stores, total:				
	Number -----	63	55 ex. 554	Automotive dealers -----	1
	Sales ----- \$1,000	52 650	55 pt. (554)	Gasoline service stations -----	-
54, 58, 591	Convenience goods stores:		56	Apparel, accessory stores -----	27
	Number -----	8	561, 567	Men's, boys' apparel stores, custom tailors -----	5
	Sales ----- \$1,000	6 866	562-3, 568	Women's clothing, specialty stores -----	10
53 part, 56, 57	Shopping goods stores:		562	Women's ready-to-wear stores -----	4
	Number -----	37	565	Family clothing stores -----	1
	Sales ----- \$1,000	41 864	566	Shoe stores -----	11
52, 55, 59 ex. 591	All other stores:		564, 569	Other apparel, accessory stores -----	-
	Number -----	18	57	Furniture, home furnishings, equipment stores -----	7
	Sales ----- \$1,000	3 920	5712	Furniture stores -----	2
		Number of establishments	5713-15, 19	Other home furnishings stores -----	2
			572, 573	Household appliance, radio, television, music stores -----	3
	Retail stores, total -----	63	58	Eating, drinking places -----	4
52	Lumber, building materials, hardware, farm equipment dealers -----	3	5812	Eating places -----	4
5251	Hardware stores -----	2	5813	Drinking places (alcoholic beverages) -----	-
52 ex. 5251	Other -----	1	59 pt. (591)	Drug stores, proprietary stores -----	1
53 part	General merchandise group stores -----	3	59 ex. 591	Other retail stores -----	14
531	Department stores -----	2	592	Liquor stores -----	1
533	Limited price variety stores -----	1	594	Book, stationery stores -----	2
539	Miscellaneous general merchandise stores -----	-	595	Sporting goods stores, bicycle shops -----	2
			597	Jewelry stores -----	1
			5992	Florists -----	1
54	Food stores -----	3	5996	Camera, photographic supply stores -----	-

Note: To facilitate comparison with 1958 data, the numbers assigned to MRC's are the same as those used in the reports of the 1958 census. For this reason, MRC No. 2. is not used in this report.

Standard Notes: - Represents zero. (D) Withheld to avoid disclosure. (NA) Not available.

TABLE 6. Other Major Retail Centers in the SMSA: 1963—Continued

MRC No. 4. Includes the establishments on Main St. from Northern Blvd. to Franklin Ave.; on Northern Blvd. from Collin Pl. to Bowne St.; on Roosevelt Ave. from Prince St. to Union St.; on Kissena Blvd. from 41st Ave. to Barclay Ave.; on 37th, 38th and 39th Aves. from Main St. to Union St., and on 41st Ave. from Main St. to Frame Pl. (Queens borough)

SIC code	Kind of business	Total	SIC code	Kind of business	Number of establishments
	Retail stores, total:				
	Number -----	327	55 ex. 554	Automotive Dealers -----	5
	Sales ----- \$1,000--	79 751	55 pt. (554)	Gasoline service stations -----	1
54, 58, 591	Convenience goods stores:		56	Apparel, accessory stores -----	82
	Number -----	107	561, 567	Men's, boys' apparel stores, custom tailors -----	22
	Sales ----- \$1,000--	18 870	562-3, 568	Women's clothing, specialty stores -----	36
53 part, 56, 57	Shopping goods stores:		562	Women's ready-to-wear stores -----	16
	Number -----	127	565	Family clothing stores -----	1
	Sales ----- \$1,000--	44 878	566	Shoe stores -----	20
52, 55, 59 ex. 591	All other stores:		564, 569	Other apparel, accessory stores -----	3
	Number -----	93	57	Furniture, home furnishings, equipment stores -----	32
	Sales ----- \$1,000--	16 003	5712	Furniture stores -----	14
		Number of establishments	5713-15, 19	Other home furnishings stores -----	8
			572, 573	Household appliance, radio, television, music stores -----	10
	Retail stores, total -----	327	58	Eating, drinking places -----	49
52	Lumber, building materials, hardware, farm equipment dealers -----	12	5812	Eating places -----	38
5251	Hardware stores -----	2	5813	Drinking places (alcoholic beverages) -----	11
52 ex. 5251	Other -----	10	59 pt. (591)	Drug stores, proprietary stores -----	10
53 part	General merchandise group stores -----	13	59 ex. 591	Other retail stores -----	75
531	Department stores -----	2	592	Liquor stores -----	8
533	Limited price variety stores -----	4	594	Book, stationery stores -----	5
539	Miscellaneous general merchandise stores -----	7	595	Sporting goods stores, bicycle shops -----	2
			597	Jewelry stores -----	19
54	Food stores -----	48	5992	Florists -----	5
			5996	Camera, photographic supply stores -----	4

MRC No. 5. Includes the planned center known as "Staten Island Plaza" and establishments on Forest Ave. from Hemlin Pl., to Decker Ave. and on Barrett Ave. from Forest Ave. to Decker Ave. (Richmond borough)

SIC code	Kind of business	Total	SIC code	Kind of business	Number of establishments
	Retail stores, total:				
	Number -----	53	55 ex. 554	Automotive dealers -----	1
	Sales ----- \$1,000--	25 467	55 pt. (554)	Gasoline service stations -----	1
54, 58, 591	Convenience goods stores:		56	Apparel, accessory stores -----	11
	Number -----	15	561, 567	Men's, boys' apparel stores, custom tailors -----	1
	Sales ----- \$1,000--	9 159	562-3, 568	Women's clothing, specialty stores -----	4
53 part, 56, 57	Shopping goods stores:		562	Women's ready-to-wear stores -----	1
	Number -----	24	565	Family clothing stores -----	1
	Sales ----- \$1,000--	14 693	566	Shoe stores -----	4
52, 55, 59 ex. 591	All other stores:		564, 569	Other apparel, accessory stores -----	1
	Number -----	14	57	Furniture, home furnishings, equipment stores -----	9
	Sales ----- \$1,000--	1 615	5712	Furniture stores -----	2
		Number of establishments	5713-15, 19	Other home furnishings stores -----	4
			572, 573	Household appliance, radio, television, music stores -----	3
	Retail stores, total -----	53	58	Eating, drinking places -----	5
52	Lumber, building materials, hardware, farm equipment dealers -----	4	5812	Eating places -----	3
5251	Hardware stores -----	7	5813	Drinking places (alcoholic beverages) -----	2
52 ex. 5251	Other -----	4	59 pt. (591)	Drug stores, proprietary stores -----	2
53 part	General merchandise group stores -----	4	59 ex. 591	Other retail stores -----	8
531	Department stores -----	2	592	Liquor stores -----	-
533	Limited price variety stores -----	1	594	Book, stationery stores -----	-
539	Miscellaneous general merchandise stores -----	1	595	Sporting goods stores, bicycle shops -----	1
			597	Jewelry stores -----	4
54	Food stores -----	8	5992	Florists -----	1
			5996	Camera, photographic supply stores -----	1

Standard Notes: - Represents zero. (D) Withheld to avoid disclosure. (NA) Not available.

TABLE 6. Other Major Retail Centers in the SMSA: 1963—Continued

MRC No. 6. Includes the planned center known as "Fresh Meadows Shopping Center" and establishments on Horace Harding Expressway from 184th St. to 192nd St., on 188th and 190th Sts. from Horace Harding Expressway to 64th Ave.; and on 64th Ave. from 186th St. to 188th St. (Queens borough)

SIC code	Kind of business	Total	SIC code	Kind of business	Number of establishments
	Retail stores, total:				
	Number -----	45	55 ex. 554	Automotive Dealers -----	-
	Sales ----- \$1,000--	18 635	55 pt. (554)	Gasoline service stations -----	1
54, 58, 591	Convenience goods stores:		56	Apparel, accessory stores -----	9
	Number -----	20	561, 567	Men's, boys' apparel stores, custom tailors -----	1
	Sales ----- \$1,000--	6 644	562-3, 568	Women's clothing, specialty stores -----	3
53 part, 56, 57	Shopping goods stores:		562	Women's ready-to-wear stores -----	1
	Number -----	14	565	Family clothing stores -----	-
	Sales ----- \$1,000--	10 894	566	Shoe stores -----	4
52, 55, 59 ex. 591	All other stores:		564, 569	Other apparel, accessory stores -----	1
	Number -----	11	57	Furniture, home furnishings, equipment stores -----	3
	Sales ----- \$1,000--	1 097	5712	Furniture stores -----	1
		Number of establishments	5713-15, 19	Other home furnishings stores -----	2
			572, 573	Household appliance, radio, television, music stores -----	-
	Retail stores, total -----	45	58	Eating, drinking places -----	8
52	Lumber, building materials, hardware, farm equipment dealers -----	2	5812	Eating places -----	8
5251	Hardware stores -----	1	5813	Drinking places (alcoholic beverages) -----	-
52 ex. 5251	Other -----	1	59 pt. (591)	Drug stores, proprietary stores -----	3
53 part	General merchandise group stores -----	2	59 ex. 591	Other retail stores -----	8
531	Department stores -----	1	592	Liquor stores -----	1
533	Limited price variety stores -----	1	594	Book, stationery stores -----	3
539	Miscellaneous general merchandise stores -----	-	595	Sporting goods stores, bicycle shops -----	-
			597	Jewelry stores -----	1
54	Food stores -----	9	5992	Florists -----	1
			5996	Camera, photographic supply stores -----	-

MRC No. 7. Includes the planned center known as "Great Bayshore Shopping Center" and establishments on Montauk Hwy. (Main St.) from Brentwood Rd. (N. Awixa Ave.) to Degnon Blvd. (Islip town, Suffolk County)

SIC code	Kind of business	Total	SIC code	Kind of business	Number of establishments
	Retail stores, total:				
	Number -----	36	55 ex. 554	Automotive dealers -----	4
	Sales ----- \$1,000--	6 807	55 pt. (554)	Gasoline service stations -----	4
54, 58, 591	Convenience goods stores:		56	Apparel, accessory stores -----	4
	Number -----	16	561, 567	Men's, boys' apparel stores, custom tailors -----	1
	Sales ----- \$1,000--	2 674	562-3, 568	Women's clothing, specialty stores -----	2
53 part, 56, 57	Shopping goods stores:		562	Women's ready-to-wear stores -----	-
	Number -----	8	565	Family clothing stores -----	-
	Sales ----- \$1,000--	2 999	566	Shoe stores -----	1
52, 55, 59 ex. 591	All other stores:		564, 569	Other apparel, accessory stores -----	-
	Number -----	12	57	Furniture, home furnishings, equipment stores -----	2
	Sales ----- \$1,000--	1 134	5712	Furniture stores -----	1
		Number of establishments	5713-15, 19	Other home furnishings stores -----	-
			572, 573	Household appliance, radio, television, music stores -----	1
	Retail stores, total -----	36	58	Eating, drinking places -----	7
52	Lumber, building materials, hardware, farm equipment dealers -----	-	5812	Eating places -----	7
5251	Hardware stores -----	-	5813	Drinking places (alcoholic beverages) -----	-
52 ex. 5251	Other -----	-	59 pt. (591)	Drug stores, proprietary stores -----	1
53 part	General merchandise group stores -----	2	59 ex. 591	Other retail stores -----	4
531	Department stores -----	1	592	Liquor stores -----	-
533	Limited price variety stores -----	1	594	Book, stationery stores -----	-
539	Miscellaneous general merchandise stores -----	-	595	Sporting goods stores, bicycle shops -----	-
			597	Jewelry stores -----	1
54	Food stores -----	8	5992	Florists -----	-
			5996	Camera, photographic supply stores -----	-

Standard Notes: - Represents zero. (D) Withheld to avoid disclosure. (NA) Not available.

TABLE 6. Other Major Retail Centers in the SMSA: 1963—Continued

MRC No. 8. Includes the planned centers known as "Great Midway Center" and "Plainview Center" and establishments on South Oyster Bay Rd. from Parkway Drive to Bentley Rd., and along the 300 block of Woodbury Rd. (Oyster Bay town, Nassau County)

SIC code	Kind of business	Total	SIC code	Kind of business	Number of establishments
54, 58, 591	Retail stores, total:				
	Number -----	61	55 ex. 554	Automotive Dealers -----	1
	Sales ----- \$1,000	18 169	55 pt. (554)	Gasoline service stations -----	3
53 part, 56, 57	Convenience goods stores:				
	Number -----	29	56	Apparel, accessory stores -----	10
	Sales ----- \$1,000	10 039	561, 567	Men's, boys' apparel stores, custom tailors -----	1
52, 55, 59 ex. 591	Shopping goods stores:				
	Number -----	19	562-3, 568	Women's clothing, specialty stores -----	3
	Sales ----- \$1,000	5 921	562	Women's ready-to-wear stores -----	1
52, 55, 59 ex. 591	All other stores:				
	Number -----	13	565	Family clothing stores -----	-
	Sales ----- \$1,000	2 209	566	Shoe stores -----	5
52	Retail stores, total -----	61	564, 569	Other apparel, accessory stores -----	1
	Lumber, building materials, hardware, farm equipment dealers -----	3	57	Furniture, home furnishings, equipment stores -----	4
	Hardware stores -----	1	5712	Furniture stores -----	-
5251 52 ex. 5251	Other -----	2	5713-15, 19	Other home furnishings stores -----	1
	General merchandise group stores -----	5	572, 573	Household appliance, radio, television, music stores -----	3
	Department stores -----	1	58	Eating, drinking places -----	8
53 part 531 533 539	Limited price variety stores -----	1	5812	Eating places -----	6
	Miscellaneous general merchandise stores -----	3	5813	Drinking places (alcoholic beverages) -----	2
	Food stores -----	18	59 pt. (591)	Drug stores, proprietary stores -----	3
54	Number of establishments -----		59 ex. 591	Other retail stores -----	6
			592	Liquor stores -----	-
			594	Book, stationery stores -----	1
			595	Sporting goods stores, bicycle shops -----	1
			597	Jewelry stores -----	1
			5992	Florists -----	-
			5996	Camera, photographic supply stores -----	-

MRC No. 9. Includes the planned center known as "Great South Bay" and establishments on Montauk Hwy. (Main St.) from Phyllis Dr. to Little East Neck Rd. (Lindenhurst village and Babylon town, Suffolk County)

SIC code	Kind of business	Total	SIC code	Kind of business	Number of establishments
54, 58, 591	Retail stores, total:				
	Number -----	64	55 ex. 554	Automotive dealers -----	5
	Sales ----- \$1,000	42 274	55 pt. (554)	Gasoline service stations -----	6
53 part, 56, 57	Convenience goods stores:				
	Number -----	21	56	Apparel, accessory stores -----	15
	Sales ----- \$1,000	6 548	561, 567	Men's, boys' apparel stores, custom tailors -----	3
52, 55, 59 ex. 591	Shopping goods stores:				
	Number -----	25	562-3, 568	Women's clothing, specialty stores -----	6
	Sales ----- \$1,000	29 031	562	Women's ready-to-wear stores -----	6
52, 55, 59 ex. 591	All other stores:				
	Number -----	18	565	Family clothing stores -----	-
	Sales ----- \$1,000	6 695	566	Shoe stores -----	6
52	Retail stores, total -----	64	564, 569	Other apparel, accessory stores -----	-
	Lumber, building materials, hardware, farm equipment dealers -----	1	57	Furniture, home furnishings, equipment stores -----	6
	Hardware stores -----	-	5712	Furniture stores -----	1
5251 52 ex. 5251	Other -----	1	5713-15, 19	Other home furnishings stores -----	2
	General merchandise group stores -----	4	572, 573	Household appliance, radio, television, music stores -----	3
	Department stores -----	2	58	Eating, drinking places -----	14
53 part 531 533 539	Limited price variety stores -----	2	5812	Eating places -----	12
	Miscellaneous general merchandise stores -----	-	5813	Drinking places (alcoholic beverages) -----	2
	Food stores -----	6	59 pt. (591)	Drug stores, proprietary stores -----	1
54	Number of establishments -----		59 ex. 591	Other retail stores -----	6
			592	Liquor stores -----	1
			594	Book, stationery stores -----	1
			595	Sporting goods stores, bicycle shops -----	-
			597	Jewelry stores -----	-
			5992	Florists -----	-
			5996	Camera, photographic supply stores -----	-

Standard Notes: - Represents zero. (D) Withheld to avoid disclosure. (NA) Not available.

TABLE 6. Other Major Retail Centers in the SMSA: 1963—Continued

MRC No. 10. Includes the planned center known as "Green Acres Shopping Center" and establishments on Sunrise Hwy. from Green Acres Rd. E. to Green Acres Rd. W. (Valley Stream village and Hempstead town, Nassau County)

SIC code	Kind of business	Total	SIC code	Kind of business	Number of establishments
	Retail stores, total:				
	Number -----	79	55 ex. 554	Automotive Dealers -----	1
	Sales ----- \$1,000--	56 333	55 pt. (554)	Gasoline service stations -----	4
54, 58, 591	Convenience goods stores:		56	Apparel, accessory stores -----	29
	Number -----	20	561, 567	Men's, boys' apparel stores, custom tailors -----	7
	Sales ----- \$1,000--	12 578	562-3, 568	Women's clothing, specialty stores -----	10
53 part, 56, 57	Shopping goods stores:		562	Women's ready-to-wear stores -----	5
	Number -----	44	565	Family clothing stores -----	-
	Sales ----- \$1,000--	40 042	566	Shoe stores -----	10
52, 55, 59 ex. 591	All other stores:		564, 569	Other apparel, accessory stores -----	2
	Number -----	15	57	Furniture, home furnishings, equipment stores -----	10
	Sales ----- \$1,000--	3 713	5712	Furniture stores -----	3
		Number of establishments	5713-15, 19	Other home furnishings stores -----	4
			572, 573	Household appliance, radio, television, music stores -----	3
	Retail stores, total -----	79	58	Eating, drinking places -----	6
52	Lumber, building materials, hardware, farm equipment dealers -----	1	5812	Eating places -----	6
5251	Hardware stores -----	-	5813	Drinking places (alcoholic beverages) -----	-
52 ex. 5251	Other -----	1	59 pt. (591)	Drug stores, proprietary stores -----	1
53 part	General merchandise group stores -----	5	59 ex. 591	Other retail stores -----	9
531	Department stores -----	3	592	Liquor stores -----	-
533	Limited price variety stores -----	2	594	Book, stationery stores -----	-
539	Miscellaneous general merchandise stores -----	-	595	Sporting goods stores, bicycle shops -----	3
			597	Jewelry stores -----	-
			5992	Florists -----	1
54	Food stores -----	13	5996	Camera, photographic supply stores -----	-

MRC No. 11. Includes establishments on Third Ave. from E. 148th St. to E. 157th St., on E. 149th St. from Morris Ave. to St. Ann's Ave., on Melrose Ave. from E. 149th St. to 150th St., and on Willis Ave. from E. 147th St. to Third Ave. (Bronx borough)

SIC code	Kind of business	Total	SIC code	Kind of business	Number of establishments
	Retail stores, total:				
	Number -----	230	55 ex. 554	Automotive dealers -----	3
	Sales ----- \$1,000--	74 811	55 pt. (554)	Gasoline service stations -----	-
54, 58, 591	Convenience goods stores:		56	Apparel, accessory stores -----	66
	Number -----	68	561, 567	Men's, boys' apparel stores, custom tailors -----	23
	Sales ----- \$1,000--	9 262	562-3, 568	Women's clothing, specialty stores -----	24
53 part, 56, 57	Shopping goods stores:		562	Women's ready-to-wear stores -----	12
	Number -----	110	565	Family clothing stores -----	1
	Sales ----- \$1,000--	61 107	566	Shoe stores -----	14
52, 55, 59 ex. 591	All other stores:		564, 569	Other apparel, accessory stores -----	4
	Number -----	52	57	Furniture, home furnishings, equipment stores -----	31
	Sales ----- \$1,000--	4 442	5712	Furniture stores -----	13
		Number of establishments	5713-15, 19	Other home furnishings stores -----	5
			572, 573	Household appliance, radio, television, music stores -----	13
	Retail stores, total -----	230	58	Eating, drinking places -----	36
52	Lumber, building materials, hardware, farm equipment dealers -----	2	5812	Eating places -----	29
5251	Hardware stores -----	2	5813	Drinking places (alcoholic beverages) -----	7
52 ex. 5251	Other -----	-	59 pt. (591)	Drug stores, proprietary stores -----	3
53 part	General merchandise group stores -----	13	59 ex. 591	Other retail stores -----	47
531	Department stores -----	2	592	Liquor stores -----	3
533	Limited price variety stores -----	2	594	Book, stationery stores -----	5
539	Miscellaneous general merchandise stores -----	9	595	Sporting goods stores, bicycle shops -----	-
			597	Jewelry stores -----	15
			5992	Florists -----	2
54	Food stores -----	29	5996	Camera, photographic supply stores -----	-

Standard Notes: - Represents zero. (D) Withheld to avoid disclosure. (NA) Not available.

TABLE 6. Other Major Retail Centers in the SMSA: 1963—Continued

MRC No. 12. Includes establishments on Hempstead Turnpike from Broad St.-Marlboro Rd. to Maplewood St. (Hempstead town, Nassau County)

SIC code	Kind of business	Total	SIC code	Kind of business	Number of establishments
	Retail stores, total:				
	Number -----	47	55 ex. 554	Automotive Dealers -----	2
	Sales ----- \$1,000--	34 574	55 pt. (554)	Gasoline service stations -----	5
54, 58, 591	Convenience goods stores:		56	Apparel, accessory stores -----	4
	Number -----	17	561, 567	Men's, boys' apparel stores, custom tailors -----	-
	Sales ----- \$1,000--	2 002	562-3, 568	Women's clothing, specialty stores -----	1
53 part, 56, 57	Shopping goods stores:		562	Women's ready-to-wear stores -----	-
	Number -----	14	565	Family clothing stores -----	1
	Sales ----- \$1,000--	(D)	566	Shoe stores -----	2
52, 55, 59 ex. 591	All other stores:		564, 569	Other apparel, accessory stores -----	-
	Number -----	16	57	Furniture, home furnishings, equipment stores -----	7
	Sales ----- \$1,000--	(D)	5712	Furniture stores -----	4
		Number of establishments	5713-15, 19	Other home furnishings stores -----	1
			572, 573	Household appliance, radio, television, music stores -----	2
	Retail stores, total -----	47	58	Eating, drinking places -----	11
52	Lumber, building materials, hardware, farm equipment dealers -----	1	5812	Eating places -----	9
5251	Hardware stores -----	-	5813	Drinking places (alcoholic beverages) -----	2
52 ex. 5251	Other -----	1	59 pt. (591)	Drug stores, proprietary stores -----	2
53 part	General merchandise group stores -----	3	59 ex. 591	Other retail stores -----	8
531	Department stores -----	1	592	Liquor stores -----	1
533	Limited price variety stores -----	2	594	Book, stationery stores -----	3
539	Miscellaneous general merchandise stores -----	-	595	Sporting goods stores, bicycle shops -----	-
			597	Jewelry stores -----	-
			5992	Florists -----	-
54	Food stores -----	4	5996	Camera, photographic supply stores -----	-

MRC No. 13. Includes establishments on Jamaica Ave. from 146th St. to 172nd St. and on the following cross streets: Sutphin Blvd. from 89th Ave. to Archer Ave.; Parsons Blvd. from 90th Ave. to Jamaica Ave.; 160th St. and New York Blvd. from Jamaica Ave. to Archer Ave.; 164th St. from 89th Ave. to Jamaica Ave.; 165th St. from 88th Ave. to Archer Ave.; Merrick Blvd. from 91st Ave. to Douglas Ave.; and 168th St. from 91st Ave. to Jamaica Ave. (Queens borough)

SIC code	Kind of business	Total	SIC code	Kind of business	Number of establishments
	Retail stores, total:				
	Number -----	490	55 ex. 554	Automotive dealers -----	-
	Sales ----- \$1,000--	157 847	55 pt. (554)	Gasoline service stations -----	-
54, 58, 591	Convenience goods stores:		56	Apparel, accessory stores -----	161
	Number -----	117	561, 567	Men's, boys' apparel stores, custom tailors -----	42
	Sales ----- \$1,000--	20 397	562-3, 568	Women's clothing, specialty stores -----	61
53 part, 56, 57	Shopping goods stores:		562	Women's ready-to-wear stores -----	29
	Number -----	260	565	Family clothing stores -----	4
	Sales ----- \$1,000--	125 190	566	Shoe stores -----	47
52, 55, 59 ex. 591	All other stores:		564, 569	Other apparel, accessory stores -----	7
	Number -----	113	57	Furniture, home furnishings, equipment stores -----	75
	Sales ----- \$1,000--	12 260	5712	Furniture stores -----	26
		Number of establishments	5713-15, 19	Other home furnishings stores -----	29
			572, 573	Household appliance, radio, television, music stores -----	20
	Retail stores, total -----	490	58	Eating, drinking places -----	62
52	Lumber, building materials, hardware, farm equipment dealers -----	18	5812	Eating places -----	47
5251	Hardware stores -----	8	5813	Drinking places (alcoholic beverages) -----	15
52 ex. 5251	Other -----	10	59 pt. (591)	Drug stores, proprietary stores -----	13
53 part	General merchandise group stores -----	24	59 ex. 591	Other retail stores -----	95
531	Department stores -----	3	592	Liquor stores -----	7
533	Limited price variety stores -----	7	594	Book, stationery stores -----	6
539	Miscellaneous general merchandise stores -----	14	595	Sporting goods stores, bicycle shops -----	5
			597	Jewelry stores -----	20
			5992	Florists -----	4
54	Food stores -----	42	5996	Camera, photographic supply stores -----	1

Standard Notes: - Represents zero. (D) Withheld to avoid disclosure. (NA) Not available.

TABLE 6. Other Major Retail Centers in the SMSA: 1963—Continued

MRC No. 14. Includes the planned center known as "Lake Success" and establishments on Union Turnpike from New Hyde Park Ave. to Lakeville Rd. (North Hempstead town, Nassau County)

SIC code	Kind of business	Total	SIC code	Kind of business	Number of establishments
	Retail stores, total:				
	Number -----	33	55 ex. 554	Automotive Dealers -----	1
	Sales ----- \$1,000	25 546	55 pt. (554)	Gasoline service stations -----	2
54, 58, 591	Convenience goods stores:		56	Apparel, accessory stores -----	9
	Number -----	10	561, 567	Men's, boys' apparel stores, custom tailors -----	2
	Sales ----- \$1,000	5 021	562-3, 568	Women's clothing, specialty stores -----	3
53 part, 56, 57	Shopping goods stores:		562	Women's ready-to-wear stores -----	1
	Number -----	14	565	Family clothing stores -----	3
	Sales ----- \$1,000	17 836	566	Shoe stores -----	3
52, 55, 59 ex. 591	All other stores:		564, 569	Other apparel, accessory stores -----	1
	Number -----	9	57	Furniture, home furnishings, equipment stores -----	2
	Sales ----- \$1,000	2 689	5712	Furniture stores -----	-
		Number of establishments	5713-15, 19	Other home furnishings stores -----	-
			572, 573	Household appliance, radio, television, music stores -----	2
	Retail stores, total -----	33	58	Eating, drinking places -----	4
52	Lumber, building materials, hardware, farm equipment dealers -----	2	5812	Eating places -----	4
5251	Hardware stores -----	-	5813	Drinking places (alcoholic beverages) -----	-
52 ex. 5251	Other -----	2	59 pt. (591)	Drug stores, proprietary stores -----	1
53 part	General merchandise group stores -----	3	59 ex. 591	Other retail stores -----	4
531	Department stores -----	2	592	Liquor stores -----	-
533	Limited price variety stores -----	1	594	Book, stationery stores -----	1
539	Miscellaneous general merchandise stores -----	-	595	Sporting goods stores, bicycle shops -----	-
			597	Jewelry stores -----	-
54	Food stores -----	5	5992	Florists -----	-
			5996	Camera, photographic supply stores -----	-

MRC No. 15. Includes the planned centers known as "Center Island" and "Levi town" and establishments on Hempstead-Bethpage Turnpike from Division Ave. to Gardiners Ave.-Jerusalem Ave., and on Division Ave. from No. 26 to 58. (Hempstead town, Nassau County)

SIC code	Kind of business	Total	SIC code	Kind of business	Number of establishments
	Retail stores, total:				
	Number -----	89	55 ex. 554	Automotive dealers -----	5
	Sales ----- \$1,000	50 888	55 pt. (554)	Gasoline service stations -----	7
54, 58, 591	Convenience goods stores:		56	Apparel, accessory stores -----	16
	Number -----	25	561, 567	Men's, boys' apparel stores, custom tailors -----	4
	Sales ----- \$1,000	10 561	562-3, 568	Women's clothing, specialty stores -----	4
53 part, 56, 57	Shopping goods stores:		562	Women's ready-to-wear stores -----	-
	Number -----	31	565	Family clothing stores -----	-
	Sales ----- \$1,000	28 365	566	Shoe stores -----	7
52, 55, 59 ex. 591	All other stores:		564, 569	Other apparel, accessory stores -----	1
	Number -----	33	57	Furniture, home furnishings, equipment stores -----	8
	Sales ----- \$1,000	11 962	5712	Furniture stores -----	5
		Number of establishments	5713-15, 19	Other home furnishings stores -----	2
			572, 573	Household appliance, radio, television, music stores -----	1
	Retail stores, total -----	89	58	Eating, drinking places -----	11
52	Lumber, building materials, hardware, farm equipment dealers -----	4	5812	Eating places -----	8
5251	Hardware stores -----	1	5813	Drinking places (alcoholic beverages) -----	3
52 ex. 5251	Other -----	3	59 pt. (591)	Drug stores, proprietary stores -----	4
53 part	General merchandise group stores -----	7	59 ex. 591	Other retail stores -----	17
531	Department stores -----	3	592	Liquor stores -----	2
533	Limited price variety stores -----	3	594	Book, stationery stores -----	2
539	Miscellaneous general merchandise stores -----	1	595	Sporting goods stores, bicycle shops -----	1
			597	Jewelry stores -----	4
54	Food stores -----	10	5992	Florists -----	-
			5996	Camera, photographic supply stores -----	2

Standard Notes: - Represents zero. (D) Withheld to avoid disclosure. (NA) Not available.

TABLE 6. Other Major Retail Centers in the SMSA: 1963—Continued

MRC No. 16. Includes establishments on Flatbush Ave. from Parkside Ave. to Avenue D-Ditmas Ave. and on the following cross streets: on Church Ave. from E. 17th St. to Bedford Ave.; on Tilden Ave. and Beverly Rd. from Flatbush Ave. to Bedford Ave.; and on Duryea Pl. from Flatbush Ave. to E. 22nd (Brooklyn borough)

SIC code	Kind of business	Total	SIC code	Kind of business	Number of establishments
	Retail stores, total:				
	Number -----	381	55 ex. 554	Automotive Dealers -----	1
	Sales ----- \$1,000--	89 134	55 pt. (554)	Gasoline service stations -----	-
54, 58, 591	Convenience goods stores:		56	Apparel, accessory stores -----	109
	Number -----	139	561, 567	Men's, boys' apparel stores, custom tailors -----	13
	Sales ----- \$1,000--	24 177	562-3, 568	Women's clothing, specialty stores -----	61
53 part, 56, 57	Shopping goods stores:		562	Women's ready-to-wear stores -----	28
	Number -----	183	565	Family clothing stores -----	2
	Sales ----- \$1,000--	59 722	566	Shoe stores -----	24
52, 55, 59 ex. 591	All other stores:		564, 569	Other apparel, accessory stores -----	9
	Number -----	59	57	Furniture, home furnishings, equipment stores -----	55
	Sales ----- \$1,000--	5 235	5712	Furniture stores -----	18
		Number of establishments	5713-15, 19	Other home furnishings stores -----	20
			572, 573	Household appliance, radio, television, music stores -----	17
	Retail stores, total -----	381	58	Eating, drinking places -----	52
52	Lumber, building materials, hardware, farm equipment dealers -----	7	5812	Eating places -----	43
5251	Hardware stores -----	3	5813	Drinking places (alcoholic beverages) -----	9
52 ex. 5251	Other -----	4	59 pt. (591)	Drug stores, proprietary stores -----	10
53 part	General merchandise group stores -----	19	59 ex. 591	Other retail stores -----	51
531	Department stores -----	2	592	Liquor stores -----	4
533	Limited price variety stores -----	6	594	Book, stationery stores -----	8
539	Miscellaneous general merchandise stores -----	11	595	Sporting goods stores, bicycle shops -----	1
			597	Jewelry stores -----	6
54	Food stores -----	77	5992	Florists -----	5
			5996	Camera, photographic supply stores -----	-

MRC No. 17. Includes the planned center known as "Mid Island Plaza" and establishments on Broadway from James St. to Nevada St. (Oyster Bay town, Nassau County)

SIC code	Kind of business	Total	SIC code	Kind of business	Number of establishments
	Retail stores, total:				
	Number -----	57	55 ex. 554	Automotive dealers -----	-
	Sales ----- \$1,000--	32 782	55 pt. (554)	Gasoline service stations -----	2
54, 58, 591	Convenience goods stores:		56	Apparel, accessory stores -----	23
	Number -----	12	561, 567	Men's, boys' apparel stores, custom tailors -----	6
	Sales ----- \$1,000--	4 350	562-3, 568	Women's clothing, specialty stores -----	8
53 part, 56, 57	Shopping goods stores:		562	Women's ready-to-wear stores -----	5
	Number -----	35	565	Family clothing stores -----	-
	Sales ----- \$1,000--	27 360	566	Shoe stores -----	9
52, 55, 59 ex. 591	All other stores:		564, 569	Other apparel, accessory stores -----	-
	Number -----	10	57	Furniture, home furnishings, equipment stores -----	8
	Sales ----- \$1,000--	1 072	5712	Furniture stores -----	3
		Number of establishments	5713-15, 19	Other home furnishings stores -----	3
			572, 573	Household appliance, radio, television, music stores -----	2
	Retail stores, total -----	57	58	Eating, drinking places -----	5
52	Lumber, building materials, hardware, farm equipment dealers -----	2	5812	Eating places -----	5
5251	Hardware stores -----	1	5813	Drinking places (alcoholic beverages) -----	-
52 ex. 5251	Other -----	1	59 pt. (591)	Drug stores, proprietary stores -----	1
53 part	General merchandise group stores -----	4	59 ex. 591	Other retail stores -----	6
531	Department stores -----	1	592	Liquor stores -----	-
533	Limited price variety stores -----	2	594	Book, stationery stores -----	1
539	Miscellaneous general merchandise stores -----	1	595	Sporting goods stores, bicycle shops -----	1
			597	Jewelry stores -----	1
54	Food stores -----	6	5992	Florists -----	1
			5996	Camera, photographic supply stores -----	1

Standard Notes: - Represents zero. (D) Withheld to avoid disclosure. (NA) Not available.

TABLE 6. Other Major Retail Centers in the SMSA: 1963—Continued

MRC No. 18. Includes the planned center known as "Midway Shopping Center" and establishments on Central Park Ave. from Ardsley Rd. to Yonkers city limits (Greenburgh town, Westchester County)

SIC code	Kind of business	Total	SIC code	Kind of business	Number of establishments
	Retail stores, total:				
	Number -----	14	55 ex. 554	Automotive Dealers -----	-
	Sales ----- \$1,000--	26 479	55 pt. (554)	Gasoline service stations -----	-
54, 58, 591	Convenience goods stores:		56	Apparel, accessory stores -----	2
	Number -----	5	561, 567	Men's, boys' apparel stores, custom tailors -----	1
	Sales ----- \$1,000--	4 643	562-3, 568	Women's clothing, specialty stores -----	-
53 part, 56, 57	Shopping goods stores:		562	Women's ready-to-wear stores -----	-
	Number -----	6	565	Family clothing stores -----	-
	Sales ----- \$1,000--	(D)	566	Shoe stores -----	1
52, 55, 59 ex. 591	All other stores:		564, 569	Other apparel, accessory stores -----	-
	Number -----	3	57	Furniture, home furnishings, equipment stores -----	1
	Sales ----- \$1,000--	(D)	5712	Furniture stores -----	-
		Number of establishments	5713-15, 19	Other home furnishings stores -----	1
			572, 573	Household appliance, radio, television, music stores -----	-
	Retail stores, total -----	14	58	Eating, drinking places -----	1
52	Lumber, building materials, hardware, farm equipment dealers -----	-	5812	Eating places -----	1
5251	Hardware stores -----	-	5813	Drinking places (alcoholic beverages) -----	-
52 ex. 5251	Other -----	-	59 pt. (591)	Drug stores, proprietary stores -----	-
53 part	General merchandise group stores -----	3	59 ex. 591	Other retail stores -----	3
531	Department stores -----	1	592	Liquor stores -----	-
533	Limited price variety stores -----	2	594	Book, stationery stores -----	2
539	Miscellaneous general merchandise stores -----	-	595	Sporting goods stores, bicycle shops -----	-
			597	Jewelry stores -----	-
			5992	Florists -----	1
54	Food stores -----	4	5996	Camera, photographic supply stores -----	-

MRC No. 19. Includes the planned center known as "Parkchester Shopping Center" and establishments on Metropolitan Ave. from and including Hugh J. Grant Circle to and including Metropolitan Oval and on East and West Avenues. (Bronx borough)

SIC code	Kind of business	Total	SIC code	Kind of business	Number of establishments
	Retail stores, total:				
	Number -----	51	55 ex. 554	Automotive dealers -----	-
	Sales ----- \$1,000--	21 960	55 pt. (554)	Gasoline service stations -----	-
54, 58, 591	Convenience goods stores:		56	Apparel, accessory stores -----	16
	Number -----	21	561, 567	Men's, boys' apparel stores, custom tailors -----	3
	Sales ----- \$1,000--	5 193	562-3, 568	Women's clothing, specialty stores -----	7
53 part, 56, 57	Shopping goods stores:		562	Women's ready-to-wear stores -----	2
	Number -----	19	565	Family clothing stores -----	-
	Sales ----- \$1,000--	15 865	566	Shoe stores -----	6
52, 55, 59 ex. 591	All other stores:		564, 569	Other apparel, accessory stores -----	-
	Number -----	11	57	Furniture, home furnishings, equipment stores -----	1
	Sales ----- \$1,000--	902	5712	Furniture stores -----	-
		Number of establishments	5713-15, 19	Other home furnishings stores -----	1
			572, 573	Household appliance, radio, television, music stores -----	-
	Retail stores, total -----	51	58	Eating, drinking places -----	9
52	Lumber, building materials, hardware, farm equipment dealers -----	-	5812	Eating places -----	7
5251	Hardware stores -----	-	5813	Drinking places (alcoholic beverages) -----	2
52 ex. 5251	Other -----	-	59 pt. (591)	Drug stores, proprietary stores -----	2
53 part	General merchandise group stores -----	2	59 ex. 591	Other retail stores -----	11
531	Department stores -----	1	592	Liquor stores -----	2
533	Limited price variety stores -----	1	594	Book, stationery stores -----	3
539	Miscellaneous general merchandise stores -----	-	595	Sporting goods stores, bicycle shops -----	1
			597	Jewelry stores -----	1
			5992	Florists -----	2
54	Food stores -----	10	5996	Camera, photographic supply stores -----	1

Standard Notes: - Represents zero. (D) Withheld to avoid disclosure. (NA) Not available.

TABLE 6. Other Major Retail Centers in the SMSA: 1963—Continued

MRC No. 20. Includes establishments on Main St. from Rose Ave.-Ryder Ave. to West Ave., and on Ocean Ave. from Church St.-Terry St. to Lake St. (Patchogue village, Suffolk County)

SIC code	Kind of business	Total	SIC code	Kind of business	Number of establishments
	Retail stores, total:				
	Number -----	122	55 ex. 554	Automotive Dealers -----	1
	Sales ----- \$1,000	23 577	55 pt. (554)	Gasoline service stations -----	4
54, 58, 591	Convenience goods stores:		56	Apparel, accessory stores -----	25
	Number -----	35	561, 567	Men's, boys' apparel stores, custom tailors -----	5
	Sales ----- \$1,000	5 868	562-3, 568	Women's clothing, specialty stores -----	11
53 part, 56, 57	Shopping goods stores:		562	Women's ready-to-wear stores -----	6
	Number -----	48	565	Family clothing stores -----	-
	Sales ----- \$1,000	14 512	566	Shoe stores -----	5
52, 55, 59 ex. 591	All other stores:		564, 569	Other apparel, accessory stores -----	4
	Number -----	39	57	Furniture, home furnishings, equipment stores -----	10
	Sales ----- \$1,000	3 197	5712	Furniture stores -----	4
		Number of establishments	5713-15, 19	Other home furnishings stores -----	1
			572, 573	Household appliance, radio, television, music stores -----	5
	Retail stores, total -----	122	58	Eating, drinking places -----	12
52	Lumber, building materials, hardware, farm equipment dealers -----	7	5812	Eating places -----	11
5251	Hardware stores -----	1	5813	Drinking places (alcoholic beverages) -----	1
52 ex. 5251	Other -----	6	59 pt. (591)	Drug stores, proprietary stores -----	4
53 part	General merchandise group stores -----	13	59 ex. 591	Other retail stores -----	27
531	Department stores -----	2	592	Liquor stores -----	2
533	Limited price variety stores -----	4	594	Book, stationery stores -----	4
539	Miscellaneous general merchandise stores -----	7	595	Sporting goods stores, bicycle shops -----	3
			597	Jewelry stores -----	5
54	Food stores -----	19	5992	Florists -----	-
			5996	Camera, photographic supply stores -----	2

MRC No. 21. Includes establishments on Main St. from Osborn Ave. to Union Ave., on Peconic Ave. from Main St. to Flanders Rd.-Woodhull Ave.; and on Roanoke Ave. from Main St. to First St. (Riverhead town, Suffolk County)

SIC code	Kind of business	Total	SIC code	Kind of business	Number of establishments
	Retail stores, total:				
	Number -----	101	55 ex. 554	Automotive dealers -----	4
	Sales ----- \$1,000	16 045	55 pt. (554)	Gasoline service stations -----	5
54, 58, 591	Convenience goods stores:		56	Apparel, accessory stores -----	24
	Number -----	24	561, 567	Men's, boys' apparel stores, custom tailors -----	7
	Sales ----- \$1,000	4 466	562-3, 568	Women's clothing, specialty stores -----	8
53 part, 56, 57	Shopping goods stores:		562	Women's ready-to-wear stores -----	3
	Number -----	40	565	Family clothing stores -----	-
	Sales ----- \$1,000	7 186	566	Shoe stores -----	6
52, 55, 59 ex. 591	All other stores:		564, 569	Other apparel, accessory stores -----	3
	Number -----	37	57	Furniture, home furnishings, equipment stores -----	6
	Sales ----- \$1,000	4 393	5712	Furniture stores -----	2
		Number of establishments	5713-15, 19	Other home furnishings stores -----	2
			572, 573	Household appliance, radio, television, music stores -----	2
	Retail stores, total -----	101	58	Eating, drinking places -----	14
52	Lumber, building materials, hardware, farm equipment dealers -----	8	5812	Eating places -----	10
5251	Hardware stores -----	2	5813	Drinking places (alcoholic beverages) -----	4
52 ex. 5251	Other -----	6	59 pt. (591)	Drug stores, proprietary stores -----	4
53 part	General merchandise group stores -----	10	59 ex. 591	Other retail stores -----	20
531	Department stores -----	1	592	Liquor stores -----	2
533	Limited price variety stores -----	3	594	Book, stationery stores -----	2
539	Miscellaneous general merchandise stores -----	6	595	Sporting goods stores, bicycle shops -----	1
			597	Jewelry stores -----	4
54	Food stores -----	6	5992	Florists -----	1
			5996	Camera, photographic supply stores -----	1

Standard Notes: - Represents zero. (D) Withheld to avoid disclosure. (NA) Not available. [†]Revised.

TABLE 6. Other Major Retail Centers in the SMSA: 1963—Continued

MRC No. 22. Includes the planned center known as "Roosevelt Field" and establishments in the area bounded by Old Country Rd., Meadowbrook Pkwy., Stewart Ave. and Clinton Rd. (Garden City village and Hempstead town, Nassau County)

SIC code	Kind of business	Total	SIC code	Kind of business	Number of establishments
	Retail stores, total:				
	Number -----	67	55 ex. 554	Automotive Dealers -----	-
	Sales ----- \$1,000	60 816	55 pt. (554)	Gasoline service stations -----	2
54, 58, 591	Convenience goods stores:		56	Apparel, accessory stores -----	26
	Number -----	16	561, 567	Men's, boys' apparel stores, custom tailors -----	8
	Sales ----- \$1,000	5 221	562-3, 568	Women's clothing, specialty stores -----	6
53 part, 56, 57	Shopping goods stores:		562	Women's ready-to-wear stores -----	3
	Number -----	37	565	Family clothing stores -----	-
	Sales ----- \$1,000	53 832	566	Shoe stores -----	11
52, 55, 59 ex. 591	All other stores:		564, 569	Other apparel, accessory stores -----	1
	Number -----	14	57	Furniture, home furnishings, equipment stores -----	6
	Sales ----- \$1,000	1 763	5712	Furniture stores -----	3
		Number of establishments	5713-15, 19	Other home furnishings stores -----	2
			572, 573	Household appliance, radio, television, music stores -----	1
	Retail stores, total -----	67	58	Eating, drinking places -----	10
52	Lumber, building materials, hardware, farm equipment dealers -----	1	5812	Eating places -----	10
5251	Hardware stores -----	-	5813	Drinking places (alcoholic beverages) -----	-
52 ex. 5251	Other -----	1	59 pt. (591)	Drug stores, proprietary stores -----	1
53 part	General merchandise group stores -----	5	59 ex. 591	Other retail stores -----	11
531	Department stores -----	2	592	Liquor stores -----	-
533	Limited price variety stores -----	2	594	Book, stationery stores -----	1
539	Miscellaneous general merchandise stores -----	1	595	Sporting goods stores, bicycle shops -----	1
54	Food stores -----	5	597	Jewelry stores -----	1
			5992	Florists -----	-
			5996	Camera, photographic supply stores -----	1

MRC No. 23. Includes the planned center known as "Smithtown" and establishments on Main St. from Redwood Ln.-New York Ave. to Happaugue Rd., and on Lawrence Ave. from Main St. to Percy Ave. (Smithtown town, Suffolk County)

SIC code	Kind of business	Total	SIC code	Kind of business	Number of establishments
	Retail stores, total:				
	Number -----	88	55 ex. 554	Automotive dealers -----	6
	Sales ----- \$1,000	21 023	55 pt. (554)	Gasoline service stations -----	3
54, 58, 591	Convenience goods stores:		56	Apparel, accessory stores -----	12
	Number -----	30	561, 567	Men's, boys' apparel stores, custom tailors -----	4
	Sales ----- \$1,000	6 488	562-3, 568	Women's clothing, specialty stores -----	3
53 part, 56, 57	Shopping goods stores:		562	Women's ready-to-wear stores -----	1
	Number -----	27	565	Family clothing stores -----	-
	Sales ----- \$1,000	6 214	566	Shoe stores -----	4
52, 55, 59 ex. 591	All other stores:		564, 569	Other apparel, accessory stores -----	1
	Number -----	31	57	Furniture, home furnishings, equipment stores -----	11
	Sales ----- \$1,000	8 321	5712	Furniture stores -----	3
		Number of establishments	5713-15, 19	Other home furnishings stores -----	5
			572, 573	Household appliance, radio, television, music stores -----	3
	Retail stores, total -----	88	58	Eating, drinking places -----	13
52	Lumber, building materials, hardware, farm equipment dealers -----	5	5812	Eating places -----	9
5251	Hardware stores -----	-	5813	Drinking places (alcoholic beverages) -----	4
52 ex. 5251	Other -----	5	59 pt. (591)	Drug stores, proprietary stores -----	4
53 part	General merchandise group stores -----	4	59 ex. 591	Other retail stores -----	17
531	Department stores -----	1	592	Liquor stores -----	2
533	Limited price variety stores -----	1	594	Book, stationery stores -----	3
539	Miscellaneous general merchandise stores -----	2	595	Sporting goods stores, bicycle shops -----	1
54	Food stores -----	13	597	Jewelry stores -----	2
			5992	Florists -----	-
			5996	Camera, photographic supply stores -----	1

Standard Notes: - Represents zero. (D) Withheld to avoid disclosure. (NA) Not available.

TABLE 6. Other Major Retail Centers in the SMSA: 1963—Continued

MRC No. 24. Includes the planned center known as "South Gate" and establishments on Sunrise Hwy. from Higbie Ln. to Udall's Rd. (Islip town, Suffolk County)

SIC code	Kind of business	Total	SIC code	Kind of business	Number of establishments
	Retail stores, total:				
	Number -----	30	55 ex. 554	Automotive Dealers -----	1
	Sales ----- \$1,000	14 621	55 pt. (554)	Gasoline service stations -----	3
54, 58, 591	Convenience goods stores:		56	Apparel, accessory stores -----	4
	Number -----	7	561, 567	Men's, boys' apparel stores, custom tailors -----	-
	Sales ----- \$1,000	607	562-3, 568	Women's clothing, specialty stores -----	1
53 part, 56, 57	Shopping goods stores:		562	Women's ready-to-wear stores -----	1
	Number -----	12	565	Family clothing stores -----	-
	Sales ----- \$1,000	12 450	566	Shoe stores -----	2
52, 55, 59 ex. 591	All other stores:		564, 569	Other apparel, accessory stores -----	1
	Number -----	11	57	Furniture, home furnishings, equipment stores -----	4
	Sales ----- \$1,000	1 564	5712	Furniture stores -----	1
		Number of establishments	5713-15, 19	Other home furnishings stores -----	2
			572, 573	Household appliance, radio, television, music stores -----	1
	Retail stores, total -----	30	58	Eating, drinking places -----	4
52	Lumber, building materials, hardware, farm equipment dealers -----	2	5812	Eating places -----	4
5251	Hardware stores -----	-	5813	Drinking places (alcoholic beverages) -----	-
52 ex. 5251	Other -----	2	59 pt. (591)	Drug stores, proprietary stores -----	-
53 part	General merchandise group stores -----	4	59 ex. 591	Other retail stores -----	5
531	Department stores -----	1	592	Liquor stores -----	-
533	Limited price variety stores -----	-	594	Book, stationery stores -----	1
539	Miscellaneous general merchandise stores -----	3	595	Sporting goods stores, bicycle shops -----	-
			597	Jewelry stores -----	-
54	Food stores -----	3	5992	Florists -----	-
			5996	Camera, photographic supply stores -----	-

MRC No. 25. Includes establishments on 125th St. from Second Ave. to Morningside Ave. and on the following cross streets: on 5th, 7th and 8th Aves. from 125th to 126th St., on Lenox and Lexington Aves. from 124th St. to 126th St.; on Third Ave. from 125th St. to 115th St. and on 116th St. from Lexington Ave to Third Ave. (Manhattan borough)

SIC code	Kind of business	Total	SIC code	Kind of business	Number of establishments
	Retail stores, total:				
	Number -----	546	55 ex. 554	Automotive dealers -----	-
	Sales ----- \$1,000	78 983	55 pt. (554)	Gasoline service stations -----	-
54, 58, 591	Convenience goods stores:		56	Apparel, accessory stores -----	174
	Number -----	145	561, 567	Men's, boys' apparel stores, custom tailors -----	56
	Sales ----- \$1,000	21 314	562-3, 568	Women's clothing, specialty stores -----	59
53 part, 56, 57	Shopping goods stores:		562	Women's ready-to-wear stores -----	21
	Number -----	295	565	Family clothing stores -----	5
	Sales ----- \$1,000	46 963	566	Shoe stores -----	42
52, 55, 59 ex. 591	All other stores:		564, 569	Other apparel, accessory stores -----	12
	Number -----	106	57	Furniture, home furnishings, equipment stores -----	100
	Sales ----- \$1,000	10 706	5712	Furniture stores -----	58
		Number of establishments	5713-15, 19	Other home furnishings stores -----	13
			572, 573	Household appliance, radio, television, music stores -----	29
	Retail stores, total -----	546	58	Eating, drinking places -----	96
52	Lumber, building materials, hardware, farm equipment dealers -----	6	5812	Eating places -----	58
5251	Hardware stores -----	5	5813	Drinking places (alcoholic beverages) -----	38
52 ex. 5251	Other -----	1	59 pt. (591)	Drug stores, proprietary stores -----	10
53 part	General merchandise group stores -----	21	59 ex. 591	Other retail stores -----	100
531	Department stores -----	1	592	Liquor stores -----	8
533	Limited price variety stores -----	7	594	Book, stationery stores -----	7
539	Miscellaneous general merchandise stores -----	13	595	Sporting goods stores, bicycle shops -----	2
			597	Jewelry stores -----	24
54	Food stores -----	39	5992	Florists -----	3
			5996	Camera, photographic supply stores -----	1

Standard Notes: - Represents zero. (D) Withheld to avoid disclosure. (NA) Not available.

TABLE 6. Other Major Retail Centers in the SMSA: 1963—Continued

MRC No. 26. Includes the establishments on West 181st St. from Amsterdam Ave. to Fort Washington Ave.; on Broadway from West 179th St. to West 183rd St.; and on St. Nicholas Ave. from West 179th St. to West 184th St. (Manhattan borough)

SIC code	Kind of business	Total	SIC code	Kind of business	Number of establishments
	Retail stores, total:				
	Number -----	223	55 ex. 554	Automotive Dealers -----	1
	Sales ----- \$1,000	31 346	55 pt. (554)	Gasoline service stations -----	1
54, 58, 591	Convenience goods stores:		56	Apparel, accessory stores -----	61
	Number -----	90	561, 567	Men's, boys' apparel stores, custom tailors -----	13
	Sales ----- \$1,000	13 734	562-3, 568	Women's clothing, specialty stores -----	28
53 part, 56, 57	Shopping goods stores:		562	Women's ready-to-wear stores -----	8
	Number -----	86	565	Family clothing stores -----	4
	Sales ----- \$1,000	14 758	566	Shoe stores -----	12
52, 55, 59 ex. 591	All other stores:		564, 569	Other apparel, accessory stores -----	4
	Number -----	47	57	Furniture, home furnishings, equipment stores -----	18
	Sales ----- \$1,000	2 854	5712	Furniture stores -----	3
		Number of establishments	5713-15, 19	Other home furnishings stores -----	8
			572, 573	Household appliance, radio, television, music stores -----	7
	Retail stores, total -----	223	58	Eating, drinking places -----	34
52	Lumber, building materials, hardware, farm equipment dealers -----	2	5812	Eating places -----	26
5251	Hardware stores -----	2	5813	Drinking places (alcoholic beverages) -----	8
52 ex. 5251	Other -----	-	59 pt. (591)	Drug stores, proprietary stores -----	7
53 part	General merchandise group stores -----	7	59 ex. 591	Other retail stores -----	43
531	Department stores -----	1	592	Liquor stores -----	2
533	Limited price variety stores -----	2	594	Book, stationery stores -----	1
539	Miscellaneous general merchandise stores -----	4	595	Sporting goods stores, bicycle shops -----	1
			597	Jewelry stores -----	9
54	Food stores -----	47	5992	Florists -----	6
			5996	Camera, photographic supply stores -----	1

MRC No. 27. Includes the establishments on Grand Blvd. and Concourse from E. 183rd St. to E. 192nd St.; on Fordham Rd. from University Ave. to Park Ave.; on E. 188th St. from Grand Blvd. and Concourse to Creston Ave.; on Creston Ave. from Fordham Rd. to E. 190th and on Bainbridge Ave. from Fordham Rd. to Coles Ln. (Bronx borough, N. Y.)

SIC code	Kind of business	Total	SIC code	Kind of business	Number of establishments
	Retail stores, total:				
	Number -----	316	55 ex. 554	Automotive dealers -----	2
	Sales ----- \$1,000	104 593	55 pt. (554)	Gasoline service stations -----	-
54, 58, 591	Convenience goods stores:		56	Apparel, accessory stores -----	116
	Number -----	95	561, 567	Men's, boys' apparel stores, custom tailors -----	31
	Sales ----- \$1,000	15 174	562-3, 568	Women's clothing, specialty stores -----	46
53 part, 56, 57	Shopping goods stores:		562	Women's ready-to-wear stores -----	19
	Number -----	169	565	Family clothing stores -----	3
	Sales ----- \$1,000	84 783	566	Shoe stores -----	32
52, 55, 59 ex. 591	All other stores:		564, 569	Other apparel, accessory stores -----	4
	Number -----	52	57	Furniture, home furnishings, equipment stores -----	39
	Sales ----- \$1,000	4 636	5712	Furniture stores -----	15
		Number of establishments	5713-15, 19	Other home furnishings stores -----	13
			572, 573	Household appliance, radio, television, music stores -----	11
	Retail stores, total -----	316	58	Eating, drinking places -----	46
52	Lumber, building materials, hardware, farm equipment dealers -----	1	5812	Eating places -----	35
5251	Hardware stores -----	-	5813	Drinking places (alcoholic beverages) -----	11
52 ex. 5251	Other -----	1	59 pt. (591)	Drug stores, proprietary stores -----	11
53 part	General merchandise group stores -----	14	59 ex. 591	Other retail stores -----	49
531	Department stores -----	1	592	Liquor stores -----	4
533	Limited price variety stores -----	5	594	Book, stationery stores -----	8
539	Miscellaneous general merchandise stores -----	8	595	Sporting goods stores, bicycle shops -----	-
			597	Jewelry stores -----	8
54	Food stores -----	38	5992	Florists -----	7
			5996	Camera, photographic supply stores -----	1

Standard Notes: - Represents zero. (D) Withheld to avoid disclosure. (NA) Not available.

TABLE 6. Other Major Retail Centers in the SMSA: 1963—Continued

MRC No. 28. Includes establishments in the area bounded by: Vesey, Park Row, Spruce, William, Cedar, and Washington (Manhattan borough)

SIC code	Kind of business	Total	SIC code	Kind of business	Number of establishments
	Retail stores, total:				
	Number -----	716	55 ex. 554	Automotive Dealers -----	2
	Sales ----- \$1,000 --	120 317	55 pt. (554)	Gasoline service stations -----	-
54, 58, 591	Convenience goods stores:		56	Apparel, accessory stores -----	171
	Number -----	198	561, 567	Men's, boys' apparel stores, custom tailors -----	52
	Sales ----- \$1,000 --	34 515	562-3, 56 ^p	Women's clothing, specialty stores -----	81
53 part, 56, 57	Shopping goods stores:		562	Women's ready-to-wear stores -----	29
	Number -----	239	565	Family clothing stores -----	-
	Sales ----- \$1,000 --	44 797	566	Shoe stores -----	34
52, 55, 59 ex. 591	All other stores:		564, 569	Other apparel, accessory stores -----	4
	Number -----	279	57	Furniture, home furnishings, equipment stores -----	46
	Sales ----- \$1,000 --	41 005	5712	Furniture stores -----	-
		Number of establishments	5713-15, 19	Other home furnishings stores -----	6
			572, 573	Household appliance, radio, television, music stores -----	40
	Retail stores, total -----	716	58	Eating, drinking places -----	137
52	Lumber, building materials, hardware, farm equipment dealers -----	22	5812	Eating places -----	114
5251	Hardware stores -----	13	5813	Drinking places (alcoholic beverages) -----	23
52 ex. 5251	Other -----	9	59 pt. (591)	Drug stores, proprietary stores -----	18
53 part	General merchandise group stores -----	22	59 ex. 591	Other retail stores -----	255
531	Department stores -----	1	592	Liquor stores -----	8
533	Limited price variety stores -----	5	594	Book, stationery stores -----	27
539	Miscellaneous general merchandise stores -----	16	595	Sporting goods stores, bicycle shops -----	5
			597	Jewelry stores -----	85
54	Food stores -----	43	5992	Florists -----	6
			5996	Camera, photographic supply stores -----	9

MRC No. 29. Includes establishments on Queens Blvd. from 63rd Ave. to 66th Ave.; on 63rd Dr. from Queens Blvd. to Wetherole; on 63rd Rd. from Junction Blvd. to 98th St.; and on 64th Ave. from Queens Blvd. to 98th St. (Queens borough)

SIC code	Kind of business	Total	SIC code	Kind of business	Number of establishments
	Retail stores, total:				
	Number -----	132	55 ex. 554	Automotive dealers -----	1
	Sales ----- \$1,000 --	60 955	55 pt. (554)	Gasoline service stations -----	1
54, 58, 591	Convenience goods stores:		56	Apparel, accessory stores -----	35
	Number -----	56	561, 567	Men's, boys' apparel stores, custom tailors -----	6
	Sales ----- \$1,000 --	16 560	562-3, 568	Women's clothing, specialty stores -----	11
53 part, 56, 57	Shopping goods stores:		562	Women's ready-to-wear stores -----	6
	Number -----	51	565	Family clothing stores -----	-
	Sales ----- \$1,000 --	40 783	566	Shoe stores -----	15
52, 55, 59 ex. 591	All other stores:		564, 569	Other apparel, accessory stores -----	3
	Number -----	25	57	Furniture, home furnishings, equipment stores -----	12
	Sales ----- \$1,000 --	3 612	5712	Furniture stores -----	4
		Number of establishments	5713-15, 19	Other home furnishings stores -----	4
			572, 573	Household appliance, radio, television, music stores -----	4
	Retail stores, total -----	132	58	Eating, drinking places -----	26
52	Lumber, building materials, hardware, farm equipment dealers -----	1	5812	Eating places -----	25
5251	Hardware stores -----	1	5813	Drinking places (alcoholic beverages) -----	1
52 ex. 5251	Other -----	-	59 pt. (591)	Drug stores, proprietary stores -----	4
53 part	General merchandise group stores -----	4	59 ex. 591	Other retail stores -----	22
531	Department stores -----	1	592	Liquor stores -----	5
533	Limited price variety stores -----	2	594	Book, stationery stores -----	6
539	Miscellaneous general merchandise stores -----	1	595	Sporting goods stores, bicycle shops -----	1
			597	Jewelry stores -----	1
54	Food stores -----	26	5992	Florists -----	1
			5996	Camera, photographic supply stores -----	-

Standard Notes: - Represents zero. (D) Withheld to avoid disclosure. (NA) Not available.

TABLE 6. Other Major Retail Centers in the SMSA: 1963—Continued

MRC No. 30. Includes the planned center known as "Tanglewood Shopping Center" at the intersection of Roxbury Dr. E. and Central Park Ave., and establishments along the 2200 - 2500 blocks of Central Park Ave. (Yonkers city, Westchester Co.)

SIC code	Kind of business	Total	SIC code	Kind of business	Number of establishments
	Retail stores, total:				
	Number -----	20	55 ex. 554	Automotive Dealers -----	-
	Sales ----- \$1,000--	56 583	55 pt. (554)	Gasoline service stations -----	1
54, 58, 591	Convenience goods stores:		56	Apparel, accessory stores -----	2
	Number -----	10	561, 567	Men's, boys' apparel stores, custom tailors -----	-
	Sales ----- \$1,000--	5 857	562-3, 568	Women's clothing, specialty stores -----	-
53 part, 56, 57	Shopping goods stores:		562	Women's ready-to-wear stores -----	-
	Number -----	7	565	Family clothing stores -----	1
	Sales ----- \$1,000--	(D)	566	Shoe stores -----	1
52, 55, 59 ex. 591	All other stores:		564, 569	Other apparel, accessory stores -----	-
	Number -----	3	57	Furniture, home furnishings, equipment stores -----	2
	Sales ----- \$1,000--	(D)	5712	Furniture stores -----	1
		Number of establishments	5713-15, 19	Other home furnishings stores -----	1
			572, 573	Household appliance, radio, television, music stores -----	-
	Retail stores, total -----	20	58	Eating, drinking places -----	6
52	Lumber, building materials, hardware, farm equipment dealers -----	1	5812	Eating places -----	6
5251	Hardware stores -----	1	5813	Drinking places (alcoholic beverages) -----	-
52 ex. 5251	Other -----	-	59 pt. (591)	Drug stores, proprietary stores -----	1
53 part	General merchandise group stores -----	3	59 ex. 591	Other retail stores -----	1
531	Department stores -----	2	592	Liquor stores -----	1
533	Limited price variety stores -----	-	594	Book, stationery stores -----	-
539	Miscellaneous general merchandise stores -----	1	595	Sporting goods stores, bicycle shops -----	-
			597	Jewelry stores -----	-
54	Food stores -----	3	5992	Florists -----	-
			5996	Camera, photographic supply stores -----	-

MRC No. 31. Includes the establishments on Union Turnpike from 225th St. to 260th St. (Queens borough)

SIC code	Kind of business	Total	SIC code	Kind of business	Number of establishments
	Retail stores, total:				
	Number -----	33	55 ex. 554	Automotive dealers -----	-
	Sales ----- \$1,000--	15 746	55 pt. (554)	Gasoline service stations -----	1
54, 58, 591	Convenience goods stores:		56	Apparel, accessory stores -----	5
	Number -----	18	561, 567	Men's, boys' apparel stores, custom tailors -----	-
	Sales ----- \$1,000--	5 574	562-3, 568	Women's clothing, specialty stores -----	1
53 part, 56, 57	Shopping goods stores:		562	Women's ready-to-wear stores -----	1
	Number -----	7	565	Family clothing stores -----	-
	Sales ----- \$1,000--	(D)	566	Shoe stores -----	3
52, 55, 59 ex. 591	All other stores:		564, 569	Other apparel, accessory stores -----	1
	Number -----	8	57	Furniture, home furnishings, equipment stores -----	-
	Sales ----- \$1,000--	(D)	5712	Furniture stores -----	-
		Number of establishments	5713-15, 19	Other home furnishings stores -----	-
			572, 573	Household appliance, radio, television, music stores -----	-
	Retail stores, total -----	33	58	Eating, drinking places -----	5
52	Lumber, building materials, hardware, farm equipment dealers -----	1	5812	Eating places -----	5
5251	Hardware stores -----	-	5813	Drinking places (alcoholic beverages) -----	-
52 ex. 5251	Other -----	1	59 pt. (591)	Drug stores, proprietary stores -----	1
53 part	General merchandise group stores -----	2	59 ex. 591	Other retail stores -----	6
531	Department stores -----	1	592	Liquor stores -----	1
533	Limited price variety stores -----	1	594	Book, stationery stores -----	2
539	Miscellaneous general merchandise stores -----	-	595	Sporting goods stores, bicycle shops -----	-
			597	Jewelry stores -----	1
54	Food stores -----	12	5992	Florists -----	1
			5996	Camera, photographic supply stores -----	-

Standard Notes: - Represents zero. (D) Withheld to avoid disclosure. (NA) Not available.

TABLE 6. Other Major Retail Centers in the SMSA: 1963—Continued

MRC No. 32. Includes establishments on Main St. from Stephenson Blvd. to Wayman Ave.; on Huguenot St.; on North Ave. from Union St. to Eastchester Rd.; on Lawton and Machanic Sts. from Main St. to Huguenot St.; on Church St. from Main St. to Clinton Pl.; on Division St. from Main St. to Railroad Ave.; and on Center Ave. from Huguenot St. to Beauchamp Pl. (New Rochelle city, Westchester County)

SIC code	Kind of business	Total	SIC code	Kind of business	Number of establishments
	Retail stores, total:				
	Number -----	405	55 ex. 554	Automotive Dealers -----	13
	Sales ----- \$1,000--	73 966	55 pt. (554)	Gasoline service stations -----	30
54, 58, 591	Convenience goods stores:		56	Apparel, accessory stores -----	64
	Number -----	135	561, 567	Men's, boys' apparel stores, custom tailors -----	12
	Sales ----- \$1,000--	22 319	562-3, 568	Women's clothing, specialty stores -----	31
53 part, 56, 57	Shopping goods stores:		562	Women's ready-to-wear stores -----	13
	Number -----	129	565	Family clothing stores -----	2
	Sales ----- \$1,000--	31 457	566	Shoe stores -----	14
52, 55, 59 ex. 591	All other stores:		564, 569	Other apparel, accessory stores -----	5
	Number -----	141	57	Furniture, home furnishings, equipment stores -----	48
	Sales ----- \$1,000--	20 190	5712	Furniture stores -----	13
		Number of establishments	5713-15, 19	Other home furnishings stores -----	22
			572, 573	Household appliance, radio, television, music stores -----	13
	Retail stores, total -----	405	58	Eating, drinking places -----	62
52	Lumber, building materials, hardware, farm equipment dealers -----	20	5812	Eating places -----	42
5251	Hardware stores -----	6	5813	Drinking places (alcoholic beverages) -----	20
52 ex. 5251	Other -----	14	59 pt. (591)	Drug stores, proprietary stores -----	14
53 part	General merchandise group stores -----	17	59 ex. 591	Other retail stores -----	78
531	Department stores -----	1	592	Liquor stores -----	18
533	Limited price variety stores -----	4	594	Book, stationery stores -----	16
539	Miscellaneous general merchandise stores -----	12	595	Sporting goods stores, bicycle shops -----	6
			597	Jewelry stores -----	7
54	Food stores -----	59	5992	Florists -----	5
			5996	Camera, photographic supply stores -----	2

MRC No. 33. Includes establishments on White Plains Rd. from Burnham Rd. to Reynolds Pl. (Eastchester town, Westchester County)

SIC code	Kind of business	Total	SIC code	Kind of business	Number of establishments
	Retail stores, total:				
	Number -----	41	55 ex. 554	Automotive dealers -----	-
	Sales ----- \$1,000--	22 769	55 pt. (554)	Gasoline service stations -----	3
54, 58, 591	Convenience goods stores:		56	Apparel, accessory stores -----	16
	Number -----	9	561, 567	Men's, boys' apparel stores, custom tailors -----	3
	Sales ----- \$1,000--	6 159	562-3, 568	Women's clothing, specialty stores -----	6
53 part, 56, 57	Shopping goods stores:		562	Women's ready-to-wear stores -----	4
	Number -----	22	565	Family clothing stores -----	1
	Sales ----- \$1,000--	15 363	566	Shoe stores -----	4
52, 55, 59 ex. 591	All other stores:		564, 569	Other apparel, accessory stores -----	2
	Number -----	10	57	Furniture, home furnishings, equipment stores -----	2
	Sales ----- \$1,000--	1 247	5712	Furniture stores -----	-
		Number of establishments	5713-15, 19	Other home furnishings stores -----	-
			572, 573	Household appliance, radio, television, music stores -----	2
	Retail stores, total -----	41	58	Eating, drinking places -----	4
52	Lumber, building materials, hardware, farm equipment dealers -----	-	5812	Eating places -----	4
5251	Hardware stores -----	-	5813	Drinking places (alcoholic beverages) -----	-
52 ex. 5251	Other -----	-	59 pt. (591)	Drug stores, proprietary stores -----	2
53 part	General merchandise group stores -----	4	59 ex. 591	Other retail stores -----	7
531	Department stores -----	1	592	Liquor stores -----	-
533	Limited price variety stores -----	1	594	Book, stationery stores -----	2
539	Miscellaneous general merchandise stores -----	2	595	Sporting goods stores, bicycle shops -----	-
			597	Jewelry stores -----	2
54	Food stores -----	3	5992	Florists -----	-
			5996	Camera, photographic supply stores -----	-

Standard Notes: - Represents zero. (D) Withheld to avoid disclosure. (NA) Not available.

TABLE 6. Other Major Retail Centers in the SMSA: 1963—Continued

MRC No. 34. Includes establishments in the area bounded by: Hamilton Ave., Broadway, North side of Westchester Ave., Blommingdale Rd., Greene Pl., Maple Ave., Both sides of Mamaroneck Ave. to Edgewood St., South side of East Post Rd., Grove St. Quarropas St., Court St., Martine Ave., Depot Plaza, Main St., and Bronx St. (White Plains, Westchester County)

SIC code	Kind of business	Total	SIC code	Kind of business	Number of establishments
	Retail stores, total:				
	Number -----	418	55 ex. 554	Automotive Dealers -----	9
	Sales ----- \$1,000	136 502	55 pt. (554)	Gasoline service stations -----	14
54, 58, 591	Convenience goods stores:		56	Apparel, accessory stores -----	101
	Number -----	111	561, 567	Men's, boys' apparel stores, custom tailors -----	20
	Sales ----- \$1,000	15 031	562-3, 568	Women's clothing, specialty stores -----	54
53 part, 56, 57	Shopping goods stores:		562	Women's ready-to-wear stores -----	28
	Number -----	177	565	Family clothing stores -----	2
	Sales ----- \$1,000	98 168	566	Shoe stores -----	23
52, 55, 59 ex. 591	All other stores:		564, 569	Other apparel, accessory stores -----	2
	Number -----	130	57	Furniture, home furnishings, equipment stores -----	56
	Sales ----- \$1,000	23 303	5712	Furniture stores -----	17
		Number of establishments	5713-15, 19	Other home furnishings stores -----	23
	Retail stores, total -----	418	572, 573	Household appliance, radio, television, music stores -----	16
52	Lumber, building materials, hardware, farm equipment dealers -----	9	58	Eating, drinking places -----	67
5251	Hardware stores -----	4	5812	Eating places -----	52
52 ex. 5251	Other -----	5	5813	Drinking places (alcoholic beverages) -----	15
53 part	General merchandise group stores -----	20	59 pt. (591)	Drug stores, proprietary stores -----	8
531	Department stores -----	4	59 ex. 591	Other retail stores -----	98
533	Limited price variety stores -----	6	592	Liquor stores -----	9
539	Miscellaneous general merchandise stores -----	10	594	Book, stationery stores -----	15
54	Food stores -----	36	595	Sporting goods stores, bicycle shops -----	3
			597	Jewelry stores -----	10
			5992	Florists -----	4
			5996	Camera, photographic supply stores -----	4

MRC No. 35. Includes establishments on Popham Rd. from Garth Rd. to Chase Rd.; on Chase Rd. from Spencer Pl. to Popham Rd.; on Christi Pl., Spencer Pl., Harwood Ct., Boniface Circle; on East Parkway-Scarsdale Ave. from Christie Pl. to Bramback Rd.; and on Garth Rd. from Popham Rd. to Buckingham Pl. (Scarsdale and Eastchester towns, Westchester County)

SIC code	Kind of business	Total	SIC code	Kind of business	Number of establishments
	Retail stores, total:				
	Number -----	101	55 ex. 554	Automotive dealers -----	1
	Sales ----- \$1,000	11 524	55 pt. (554)	Gasoline service stations -----	7
54, 58, 591	Convenience goods stores:		56	Apparel, accessory stores -----	17
	Number -----	28	561, 567	Men's, boys' apparel stores, custom tailors -----	3
	Sales ----- \$1,000	4 891	562-3, 568	Women's clothing, specialty stores -----	8
53 part, 56, 57	Shopping goods stores:		562	Women's ready-to-wear stores -----	5
	Number -----	27	565	Family clothing stores -----	1
	Sales ----- \$1,000	2 953	566	Shoe stores -----	2
52, 55, 59 ex. 591	All other stores:		564, 569	Other apparel, accessory stores -----	3
	Number -----	46	57	Furniture, home furnishings, equipment stores -----	8
	Sales ----- \$1,000	3 680	5712	Furniture stores -----	3
		Number of establishments	5713-15, 19	Other home furnishings stores -----	2
	Retail stores, total -----	101	572, 573	Household appliance, radio, television, music stores -----	3
52	Lumber, building materials, hardware, farm equipment dealers -----	3	58	Eating, drinking places -----	5
5251	Hardware stores -----	2	5812	Eating places -----	5
52 ex. 5251	Other -----	1	5813	Drinking places (alcoholic beverages) -----	-
53 part	General merchandise group stores -----	2	59 pt. (591)	Drug stores, proprietary stores -----	6
531	Department stores -----	1	59 ex. 591	Other retail stores -----	35
533	Limited price variety stores -----	1	592	Liquor stores -----	7
539	Miscellaneous general merchandise stores -----	-	594	Book, stationery stores -----	5
54	Food stores -----	17	595	Sporting goods stores, bicycle shops -----	2
			597	Jewelry stores -----	3
			5992	Florists -----	8
			5996	Camera, photographic supply stores -----	2

Standard Notes: - Represents zero. (D) Withheld to avoid disclosure. (NA) Not available.

TABLE 6. Other Major Retail Centers in the SMSA: 1963—Continued

MRC No. 36. Includes the establishments on Gramatan Ave.—S. Fourth Ave. from Oakley Ave. to Third St., on Wilson Pl.—S. Fifth Ave., from Stevens Ave. to Third St.; on Third Ave. from E. Prospect Ave. to E. Third St.; on Prospect Ave., Stevens Ave.—Fiske Pl., and Second St. from S. Fifth Ave. to S. Third Ave.; on First St. from S. Eighth Ave. to S. Third Ave.; and on Third St. from S. Fifth Ave. to Fulton St. (Mt. Vernon city, Westchester County)

SIC code	Kind of business	Total	SIC code	Kind of business	Number of establishments
	Retail stores, total:				
	Number -----	296	55 ex. 554	Automotive Dealers -----	4
	Sales ----- \$1,000--	36 402	55 pt. (554)	Gasoline service stations -----	6
54, 58, 591	Convenience goods stores:		56	Apparel, accessory stores -----	70
	Number -----	88	561, 567	Men's, boys' apparel stores, custom tailors -----	15
	Sales ----- \$1,000--	9 943	562-3, 568	Women's clothing, specialty stores -----	34
53 part, 56, 57	Shopping goods stores:		562	Women's ready-to-wear stores -----	20
	Number -----	117	565	Family clothing stores -----	1
	Sales ----- \$1,000--	18 750	566	Shoe stores -----	13
52, 55, 59 ex. 591	All other stores:		564, 569	Other apparel, accessory stores -----	7
	Number -----	91	57	Furniture, home furnishings, equipment stores -----	32
	Sales ----- \$1,000--	7 709	5712	Furniture stores -----	9
		Number of establishments	5713-15, 19	Other home furnishings stores -----	11
	Retail stores, total -----	296	572, 573	Household appliance, radio, television, music stores -----	12
52	Lumber, building materials, hardware, farm equipment dealers -----	14	58	Eating, drinking places -----	43
5251	Hardware stores -----	4	5812	Eating places -----	33
52 ex. 5251	Other -----	10	5813	Drinking places (alcoholic beverages) -----	10
53 part	General merchandise group stores -----	15	59 pt. (591)	Drug stores, proprietary stores -----	10
531	Department stores -----	1	59 ex. 591	Other retail stores -----	67
533	Limited price variety stores -----	6	592	Liquor stores -----	7
539	Miscellaneous general merchandise stores -----	8	594	Book, stationery stores -----	9
			595	Sporting goods stores, bicycle shops -----	2
			597	Jewelry stores -----	12
			5992	Florists -----	4
54	Food stores -----	35	5996	Camera, photographic supply stores -----	3

MRC No. 37. Includes establishments on Main St. from Decatur St. to James St.; on Division St. from Harvard St. to Drown St.; on South St. from Division St. to Depew St.; on Central Ave.—Park St. from Nelson Ave. to James St.; and on Bank St. (Peekskill city, Westchester County)

SIC code	Kind of business	Total	SIC code	Kind of business	Number of establishments
	Retail stores, total:				
	Number -----	113	55 ex. 554	Automotive dealers -----	1
	Sales ----- \$1,000--	16 538	55 pt. (554)	Gasoline service stations -----	1
54, 58, 591	Convenience goods stores:		56	Apparel, accessory stores -----	27
	Number -----	37	561, 567	Men's, boys' apparel stores, custom tailors -----	7
	Sales ----- \$1,000--	6 144	562-3, 568	Women's clothing, specialty stores -----	8
53 part, 56, 57	Shopping goods stores:		562	Women's ready-to-wear stores -----	4
	Number -----	48	565	Family clothing stores -----	-
	Sales ----- \$1,000--	8 549	566	Shoe stores -----	9
52, 55, 59 ex. 591	All other stores:		564, 569	Other apparel, accessory stores -----	3
	Number -----	28	57	Furniture, home furnishings, equipment stores -----	15
	Sales ----- \$1,000--	1 845	5712	Furniture stores -----	5
		Number of establishments	5713-15, 19	Other home furnishings stores -----	4
	Retail stores, total -----	113	572, 573	Household appliance, radio, television, music stores -----	6
52	Lumber, building materials, hardware, farm equipment dealers -----	4	58	Eating, drinking places -----	14
5251	Hardware stores -----	2	5812	Eating places -----	10
52 ex. 5251	Other -----	2	5813	Drinking places (alcoholic beverages) -----	4
53 part	General merchandise group stores -----	6	59 pt. (591)	Drug stores, proprietary stores -----	4
531	Department stores -----	1	59 ex. 591	Other retail stores -----	22
533	Limited price variety stores -----	2	592	Liquor stores -----	1
539	Miscellaneous general merchandise stores -----	3	594	Book, stationery stores -----	4
			595	Sporting goods stores, bicycle shops -----	1
			597	Jewelry stores -----	4
			5992	Florists -----	2
54	Food stores -----	19	5996	Camera, photographic supply stores -----	-

Standard Notes: - Represents zero. (D) Withheld to avoid disclosure. (NA) Not available.

TABLE 6. Other Major Retail Centers in the SMSA: 1963—Continued

MRC No. 38. Includes the planned center known as "Great Neck Plaza" and establishments in the area bounded by Cedar Dr., Middle Neck Rd., Maple Dr., Bond, Grace, Park Pl., Railroad Ave., Barstow Rd., S. Middle Neck Rd., Pont, Brompton Rd., Clent Rd., Knights Bridge Rd., L. I. R.R., Walnut, Walnut extended (North Hempstead town, Nassau County)

SIC code	Kind of business	Total	SIC code	Kind of business	Number of establishments
	Retail stores, total:				
	Number -----	132	55 ex. 554	Automotive Dealers -----	3
	Sales ----- \$1,000 --	24 419	55 pt. (554)	Gasoline service stations -----	-
54, 58, 591	Convenience goods stores:		56	Apparel, accessory stores -----	31
	Number -----	49	561, 567	Men's, boys' apparel stores, custom tailors -----	5
	Sales ----- \$1,000 --	8 729	562-3, 568	Women's clothing, specialty stores -----	18
53 part, 56, 57	Shopping goods stores:		562	Women's ready-to-wear stores -----	9
	Number -----	47	565	Family clothing stores -----	-
	Sales ----- \$1,000 --	8 687	566	Shoe stores -----	5
52, 55, 59 ex. 591	All other stores:		564, 569	Other apparel, accessory stores -----	3
	Number -----	36	57	Furniture, home furnishings, equipment stores -----	11
	Sales ----- \$1,000 --	7 003	5712	Furniture stores -----	2
		Number of establishments	5713-15, 19	Other home furnishings stores -----	4
			572, 573	Household appliance, radio, television, music stores -----	5
	Retail stores, total -----	132	58	Eating, drinking places -----	22
52	Lumber, building materials, hardware, farm equipment dealers -----	4	5812	Eating places -----	18
5251	Hardware stores -----	1	5813	Drinking places (alcoholic beverages) -----	4
52 ex. 5251	Other -----	3	59 pt. (591)	Drug stores, proprietary stores -----	6
53 part	General merchandise group stores -----	5	59 ex. 591	Other retail stores -----	29
531	Department stores -----	1	592	Liquor stores -----	3
533	Limited price variety stores -----	1	594	Book, stationery stores -----	5
539	Miscellaneous general merchandise stores -----	3	595	Sporting goods stores, bicycle shops -----	-
			597	Jewelry stores -----	4
			5992	Florists -----	3
54	Food stores -----	21	5996	Camera, photographic supply stores -----	1

MRC No. 39. Includes establishments on Franklin Ave. from Fifth St. to 14th St., and on Seventh St. from Franklin Ave. to Hilton Ave. (Garden city, Nassau County)

SIC code	Kind of business	Total	SIC code	Kind of business	Number of establishments
	Retail stores, total:				
	Number -----	91	55 ex. 554	Automotive dealers -----	-
	Sales ----- \$1,000 --	46 596	55 pt. (554)	Gasoline service stations -----	2
54, 58, 591	Convenience goods stores:		56	Apparel, accessory stores -----	28
	Number -----	32	561, 567	Men's, boys' apparel stores, custom tailors -----	5
	Sales ----- \$1,000 --	10 201	562-3, 568	Women's clothing, specialty stores -----	18
53 part, 56, 57	Shopping goods stores:		562	Women's ready-to-wear stores -----	13
	Number -----	38	565	Family clothing stores -----	-
	Sales ----- \$1,000 --	33 973	566	Shoe stores -----	5
52, 55, 59 ex. 591	All other stores:		564, 569	Other apparel, accessory stores -----	-
	Number -----	21	57	Furniture, home furnishings, equipment stores -----	5
	Sales ----- \$1,000 --	2 422	5712	Furniture stores -----	2
		Number of establishments	5713-15, 19	Other home furnishings stores -----	2
			572, 573	Household appliance, radio, television, music stores -----	1
	Retail stores, total -----	91	58	Eating, drinking places -----	16
52	Lumber, building materials, hardware, farm equipment dealers -----	2	5812	Eating places -----	16
5251	Hardware stores -----	-	5813	Drinking places (alcoholic beverages) -----	-
52 ex. 5251	Other -----	2	59 pt. (591)	Drug stores, proprietary stores -----	5
53 part	General merchandise group stores -----	5	59 ex. 591	Other retail stores -----	17
531	Department stores -----	2	592	Liquor stores -----	3
533	Limited price variety stores -----	2	594	Book, stationery stores -----	3
539	Miscellaneous general merchandise stores -----	1	595	Sporting goods stores, bicycle shops -----	1
			597	Jewelry stores -----	2
			5992	Florists -----	3
54	Food stores -----	11	5996	Camera, photographic supply stores -----	1

Standard Notes: - Represents zero. (D) Withheld to avoid disclosure. (NA) Not available.

TABLE 6. Other Major Retail Centers in the SMSA: 1963—Continued

MRC No. 40. Includes establishments in the area bounded by: Bodell, L.I. R.R., Station Plaza, Nichols Ct., Washington, north side of Fulton Ave., Robeson Pl., Fulton Ave., Peninsula Blvd., Little Main, Parking lot boundary, Newmans Ct., Chasner, Front, Bell, Orchard, St. Pauls Rd., north side of Fulton Ave., and Terrace Ave. (Hempstead village, Nassau Co.)

SIC code	Kind of business	Total	SIC code	Kind of business	Number of establishments
	Retail stores, total:				
	Number -----	326	55 ex. 554	Automotive Dealers -----	5
	Sales ----- \$1,000	126 624	55 pt. (554)	Gasoline service stations -----	6
54, 58, 591	Convenience goods stores:		56	Apparel, accessory stores -----	81
	Number -----	78	561, 567	Men's, boys' apparel stores, custom tailors -----	21
	Sales ----- \$1,000	17 975	562-3, 568	Women's clothing, specialty stores -----	28
53 part, 56, 57	Shopping goods stores:		562	Women's ready-to-wear stores -----	13
	Number -----	146	565	Family clothing stores -----	2
	Sales ----- \$1,000	92 269	566	Shoe stores -----	27
52, 55, 59 ex. 591	All other stores:		564, 569	Other apparel, accessory stores -----	3
	Number -----	102	57	Furniture, home furnishings, equipment stores -----	53
	Sales ----- \$1,000	16 380	5712	Furniture stores -----	29
		Number of establishments	5713-15, 19	Other home furnishings stores -----	15
			572, 573	Household appliance, radio, television, music stores -----	9
	Retail stores, total -----	331	58	Eating, drinking places -----	43
52	Lumber, building materials, hardware, farm equipment dealers -----	8	5812	Eating places -----	34
5251	Hardware stores -----	3	5813	Drinking places (alcoholic beverages) -----	9
52 ex. 5251	Other -----	5	59 pt. (591)	Drug stores, proprietary stores -----	5
			59 ex. 591	Other retail stores -----	83
53 part	General merchandise group stores -----	12	592	Liquor stores -----	5
531	Department stores -----	1	594	Book, stationery stores -----	10
533	Limited price variety stores -----	4	595	Sporting goods stores, bicycle shops -----	3
539	Miscellaneous general merchandise stores -----	7	597	Jewelry stores -----	10
			5992	Florists -----	3
54	Food stores -----	30	5996	Camera, photographic supply stores -----	3

MRC No. 41. Includes establishments on the south side of Sunrise Hwy. from Block Blvd. to Carman Mill Rd. (Route 27A) (Oyster Bay town, Nassau County)

SIC code	Kind of business	Total	SIC code	Kind of business	Number of establishments
	Retail stores, total:				
	Number -----	19	55 ex. 554	Automotive dealers -----	-
	Sales ----- \$1,000	14 271	55 pt. (554)	Gasoline service stations -----	2
54, 58, 591	Convenience goods stores:		56	Apparel, accessory stores -----	1
	Number -----	5	561, 567	Men's, boys' apparel stores, custom tailors -----	1
	Sales ----- \$1,000	3 657	562-3, 568	Women's clothing, specialty stores -----	-
53 part, 56, 57	Shopping goods stores:		562	Women's ready-to-wear stores -----	-
	Number -----	7	565	Family clothing stores -----	-
	Sales ----- \$1,000	(D)	566	Shoe stores -----	-
52, 55, 59 ex. 591	All other stores:		564, 569	Other apparel, accessory stores -----	-
	Number -----	7	57	Furniture, home furnishings, equipment stores -----	3
	Sales ----- \$1,000	(D)	5712	Furniture stores -----	1
		Number of establishments	5713-15, 19	Other home furnishings stores -----	1
			572, 573	Household appliance, radio, television, music stores -----	1
	Retail stores, total -----	19	58	Eating, drinking places -----	4
52	Lumber, building materials, hardware, farm equipment dealers -----	2	5812	Eating places -----	4
5251	Hardware stores -----	-	5813	Drinking places (alcoholic beverages) -----	-
52 ex. 5251	Other -----	2	59 pt. (591)	Drug stores, proprietary stores -----	-
			59 ex. 591	Other retail stores -----	3
53 part	General merchandise group stores -----	3	592	Liquor stores -----	-
531	Department stores -----	1	594	Book, stationery stores -----	1
533	Limited price variety stores -----	1	595	Sporting goods stores, bicycle shops -----	1
539	Miscellaneous general merchandise stores -----	1	597	Jewelry stores -----	1
			5992	Florists -----	-
54	Food stores -----	1	5996	Camera, photographic supply stores -----	-

Standard Notes: - Represents zero. (D) Withheld to avoid disclosure. (NA) Not available.

TABLE 6. Other Major Retail Centers in the SMSA: 1963—Continued

MRC No. 42. Includes the planned center known as "Gardiner Manor Shopping Center" at the intersection of Sunrise Hwy. and Manor Ln. (Islip town, Suffolk County)

SIC code	Kind of business	Total	SIC code	Kind of business	Number of establishments
	Retail stores, total:				
	Number -----	10	55 ex. 554	Automotive Dealers -----	-
	Sales ----- \$1,000--	21 884	55 pt. (554)	Gasoline service stations -----	1
54, 58, 591	Convenience goods stores:		56	Apparel, accessory stores -----	1
	Number -----	4	561, 567	Men's, boys' apparel stores, custom tailors -----	-
	Sales ----- \$1,000--	(D)	562-3, 568	Women's clothing, specialty stores -----	-
53 part, 56, 57	Shopping goods stores:		562	Women's ready-to-wear stores -----	-
	Number -----	4	565	Family clothing stores -----	-
	Sales ----- \$1,000--	(D)	566	Shoe stores -----	1
52, 55, 59 ex. 591	All other stores:		564, 569	Other apparel, accessory stores -----	-
	Number -----	2	57	Furniture, home furnishings, equipment stores -----	-
	Sales ----- \$1,000--	(D)	5712	Furniture stores -----	-
		Number of establishments	5713-15, 19	Other home furnishings stores -----	-
			572, 573	Household appliance, radio, television, music stores -----	-
	Retail stores, total -----	10	58	Eating, drinking places -----	1
52	Lumber, building materials, hardware, farm equipment dealers -----	-	5812	Eating places -----	1
5251	Hardware stores -----	-	5813	Drinking places (alcoholic beverages) -----	-
52 ex. 5251	Other -----	-	59 pt. (591)	Drug stores, proprietary stores -----	1
53 part	General merchandise group stores -----	3	59 ex. 591	Other retail stores -----	1
531	Department stores -----	2	592	Liquor stores -----	-
533	Limited price variety stores -----	1	594	Book, stationery stores -----	1
539	Miscellaneous general merchandise stores -----	-	595	Sporting goods stores, bicycle shops -----	-
			597	Jewelry stores -----	-
54	Food stores -----	2	5992	Florists -----	-
			5996	Camera, photographic supply stores -----	-

MRC No. 43. Includes the planned center known as "Huntington Center" on the west side of New York Ave. from Samon Rd. to Tuthill St. (Huntington town, Suffolk County)

SIC code	Kind of business	Total	SIC code	Kind of business	Number of establishments
	Retail stores, total:				
	Number -----	20	55 ex. 554	Automotive dealers -----	-
	Sales ----- \$1,000--	16 651	55 pt. (554)	Gasoline service stations -----	-
54, 58, 591	Convenience goods stores:		56	Apparel, accessory stores -----	5
	Number -----	5	561, 567	Men's, boys' apparel stores, custom tailors -----	1
	Sales ----- \$1,000--	2 553	562-3, 568	Women's clothing, specialty stores -----	1
53 part, 56, 57	Shopping goods stores:		562	Women's ready-to-wear stores -----	1
	Number -----	11	565	Family clothing stores -----	-
	Sales ----- \$1,000--	13 954	566	Shoe stores -----	3
52, 55, 59 ex. 591	All other stores:		564, 569	Other apparel, accessory stores -----	-
	Number -----	4	57	Furniture, home furnishings, equipment stores -----	3
	Sales ----- \$1,000--	144	5712	Furniture stores -----	1
		Number of establishments	5713-15, 19	Other home furnishings stores -----	1
			572, 573	Household appliance, radio, television, music stores -----	1
	Retail stores, total -----	20	58	Eating, drinking places -----	1
52	Lumber, building materials, hardware, farm equipment dealers -----	1	5812	Eating places -----	1
5251	Hardware stores -----	-	5813	Drinking places (alcoholic beverages) -----	-
52 ex. 5251	Other -----	1	59 pt. (591)	Drug stores, proprietary stores -----	1
53 part	General merchandise group stores -----	3	59 ex. 591	Other retail stores -----	3
531	Department stores -----	1	592	Liquor stores -----	-
533	Limited price variety stores -----	1	594	Book, stationery stores -----	1
539	Miscellaneous general merchandise stores -----	1	595	Sporting goods stores, bicycle shops -----	-
			597	Jewelry stores -----	-
54	Food stores -----	3	5992	Florists -----	-
			5996	Camera, photographic supply stores -----	1

Standard Notes: - Represents zero. (D) Withheld to avoid disclosure. (NA) Not available.

TABLE 6. Other Major Retail Centers in the SMSA: 1963—Continued

MRC No. 44. Includes establishments on Main St. from Stewart Ave. to Anderson Pl.; on New York Ave. from Main St. to Crescent-Dewey Sts.; and on Wall St. from Main St. to Union Pl. (Huntington town, Suffolk County)

SIC code	Kind of business	Total	SIC code	Kind of business	Number of establishments
	Retail stores, total:				
	Number -----	124	55 ex. 554	Automotive Dealers -----	3
	Sales ----- \$1,000--	23 613	55 pt. (554)	Gasoline service stations -----	3
54, 58, 591	Convenience goods stores:		56	Apparel, accessory stores -----	33
	Number -----	30	561, 567	Men's, boys' apparel stores, custom tailors -----	6
	Sales ----- \$1,000--	5 781	562-3, 568	Women's clothing, specialty stores -----	16
53 part, 56, 57	Shopping goods stores:		562	Women's ready-to-wear stores -----	10
	Number -----	57	565	Family clothing stores -----	-
	Sales ----- \$1,000--	9 581	566	Shoe stores -----	9
52, 55, 59 ex. 591	All other stores:		564, 569	Other apparel, accessory stores -----	2
	Number -----	37	57	Furniture, home furnishings, equipment stores -----	17
	Sales ----- \$1,000--	8 251	5712	Furniture stores -----	8
		Number of establishments	5713-15, 19	Other home furnishings stores -----	5
			572, 573	Household appliance, radio, television, music stores -----	4
	Retail stores, total -----	124	58	Eating, drinking places -----	10
52	Lumber, building materials, hardware, farm equipment dealers -----	4	5812	Eating places -----	9
5251	Hardware stores -----	2	5813	Drinking places (alcoholic beverages) -----	1
52 ex. 5251	Other -----	2	59 pt. (591)	Drug stores, proprietary stores -----	3
53 part	General merchandise group stores -----	7	59 ex. 591	Other retail stores -----	27
531	Department stores -----	1	592	Liquor stores -----	3
533	Limited price variety stores -----	2	594	Book, stationery stores -----	7
539	Miscellaneous general merchandise stores -----	4	595	Sporting goods stores, bicycle shops -----	-
			597	Jewelry stores -----	5
54	Food stores -----	17	5992	Florists -----	1
			5996	Camera, photographic supply stores -----	1

MRC No. 45. Includes the planned center known as "Walt Whitman Shopping Center" and establishments on State Rte. 110 from Schwab Rd. to Detroit Rd., and on Walt Whitman Rd. (Huntington, Suffolk County)

SIC code	Kind of business	Total	SIC code	Kind of business	Number of establishments
	Retail stores, total:				
	Number -----	79	55 ex. 554	Automotive dealers -----	-
	Sales ----- \$1,000--	67 181	55 pt. (554)	Gasoline service stations -----	2
54, 58, 591	Convenience goods stores:		56	Apparel, accessory stores -----	33
	Number -----	17	561, 567	Men's, boys' apparel stores, custom tailors -----	9
	Sales ----- \$1,000--	6 549	562-3, 568	Women's clothing, specialty stores -----	11
53 part, 56, 57	Shopping goods stores:		562	Women's ready-to-wear stores -----	5
	Number -----	47	565	Family clothing stores -----	1
	Sales ----- \$1,000--	59 351	566	Shoe stores -----	12
52, 55, 59 ex. 591	All other stores:		564, 569	Other apparel, accessory stores -----	-
	Number -----	15	57	Furniture, home furnishings, equipment stores -----	9
	Sales ----- \$1,000--	1 281	5712	Furniture stores -----	4
		Number of establishments	5713-15, 19	Other home furnishings stores -----	2
			572, 573	Household appliance, radio, television, music stores -----	3
	Retail stores, total -----	79	58	Eating, drinking places -----	8
52	Lumber, building materials, hardware, farm equipment dealers -----	1	5812	Eating places -----	7
5251	Hardware stores -----	-	5813	Drinking places (alcoholic beverages) -----	1
52 ex. 5251	Other -----	1	59 pt. (591)	Drug stores, proprietary stores -----	1
53 part	General merchandise group stores -----	5	59 ex. 591	Other retail stores -----	12
531	Department stores -----	3	592	Liquor stores -----	-
533	Limited price variety stores -----	1	594	Book, stationery stores -----	1
539	Miscellaneous general merchandise stores -----	1	595	Sporting goods stores, bicycle shops -----	1
			597	Jewelry stores -----	3
54	Food stores -----	8	5992	Florists -----	1
			5996	Camera, photographic supply stores -----	-

Standard Notes: - Represents zero. (D) Withheld to avoid disclosure. (NA) Not available.

TABLE 6. Other Major Retail Centers in the SMSA: 1963—Continued

MRC No. 46. Includes the planned center known as "Commack Plaza" and establishments on the south side of Jericho Turnpike from Sunken Meadow State Parkway to Commack Rd., on Commack Rd. from Jericho Turnpike to Tioga Pl. and on Veterans Memorial Hwy. from Jericho Turnpike to Sunken Meadow State Parkway. (Smithtown and Huntington towns, Suffolk County)

SIC code	Kind of business	Total	SIC code	Kind of business	Number of establishments
	Retail stores, total:				
	Number -----	31	55 ex. 554	Automotive Dealers -----	-
	Sales ----- \$1,000--	16 911	55 pt. (554)	Gasoline service stations -----	3
54, 58, 591	Convenience goods stores:		56	Apparel, accessory stores -----	6
	Number -----	12	561, 567	Men's, boys' apparel stores, custom tailors -----	1
	Sales ----- \$1,000--	3 835	562-3, 568	Women's clothing, specialty stores -----	1
53 part, 56, 57	Shopping goods stores:		562	Women's ready-to-wear stores -----	-
	Number -----	11	565	Family clothing stores -----	-
	Sales ----- \$1,000--	(D)	566	Shoe stores -----	3
52, 55, 59 ex. 591	All other stores:		564, 569	Other apparel, accessory stores -----	1
	Number -----	8	57	Furniture, home furnishings, equipment stores -----	2
	Sales ----- \$1,000--	(D)	5712	Furniture stores -----	-
		Number of establishments	5713-15, 19	Other home furnishings stores -----	1
			572, 573	Household appliance, radio, television, music stores -----	1
	Retail stores, total -----	31	58	Eating, drinking places -----	3
52	Lumber, building materials, hardware, farm equipment dealers -----	2	5812	Eating places -----	3
5251	Hardware stores -----	1	5813	Drinking places (alcoholic beverages) -----	-
52 ex. 5251	Other -----	1	59 pt. (591)	Drug stores, proprietary stores -----	3
53 part	General merchandise group stores -----	3	59 ex. 591	Other retail stores -----	3
531	Department stores -----	1	592	Liquor stores -----	1
533	Limited price variety stores -----	2	594	Book, stationery stores -----	2
539	Miscellaneous general merchandise stores -----	-	595	Sporting goods stores, bicycle shops -----	-
			597	Jewelry stores -----	-
54	Food stores -----	6	5992	Florists -----	-
			5996	Camera, photographic supply stores -----	-

Standard Notes: - Represents zero. (D) Withheld to avoid disclosure. (NA) Not available.

Section header text in the upper middle of the page.

Line of text below the section header.

Line of text below the previous line.

Line of text below the previous line.

Line of text below the previous line.

Line of text below the previous line.

Line of text below the previous line.

Line of text below the previous line.

Line of text below the previous line.

Line of text below the previous line.

Line of text below the previous line.

Line of text below the previous line.

Line of text below the previous line.

Line of text below the previous line.

Line of text below the previous line.

Line of text below the previous line.

Line of text below the previous line.

Line of text below the previous line.

Line of text below the previous line.

Line of text below the previous line.

Line of text below the previous line.

Line of text below the previous line.

Line of text below the previous line.

Line of text below the previous line.

Line of text below the previous line.

Line of text below the previous line.

Line of text below the previous line.

Line of text below the previous line.

Line of text below the previous line.

Line of text below the previous line.

Line of text at the bottom of the page.

Newark, N.J., SMSA

CONTENTS

[Page numbers listed here omit the chapter prefix, 70-, which appears as part of number for each page]

	page
Standard Metropolitan Statistical Area Map	1
Chart on Retail Sales: 1963 and 1958	3
TABLE 1 The Central Business District: 1963 and 1958	4
2 The City: 1963 and 1958	5
3 The Standard Metropolitan Statistical Area: 1963 and 1958	6
4 CBD, City, SMSA—Sales Comparisons: 1958 and 1963	7
5 CBD Sales as Percent of City and SMSA Sales: 1963 and 1958	8
6 Other Major Retail Centers in the SMSA: 1963	9

1875

The following is a list of the names of the persons who have been elected to the office of Justice of the Peace for the year 1875. The names are given in the order in which they were elected.

The names of the persons who have been elected to the office of Justice of the Peace for the year 1875 are as follows:

The names of the persons who have been elected to the office of Justice of the Peace for the year 1875 are as follows:

The names of the persons who have been elected to the office of Justice of the Peace for the year 1875 are as follows:

The names of the persons who have been elected to the office of Justice of the Peace for the year 1875 are as follows:

NEWARK, N.J.

Standard Metropolitan Statistical Area, Central Business District, and Major Retail Centers



**CENTRAL
BUSINESS
DISTRICT**

Comprising Census Tracts 80, 81, and 85


NEWARK, N.J.

Standard Metropolitan Statistical Area, Central Business District, and Major Retail Centers




Newark SMSA

Retail Sales: 1958 and 1963 IN MILLIONS OF DOLLARS

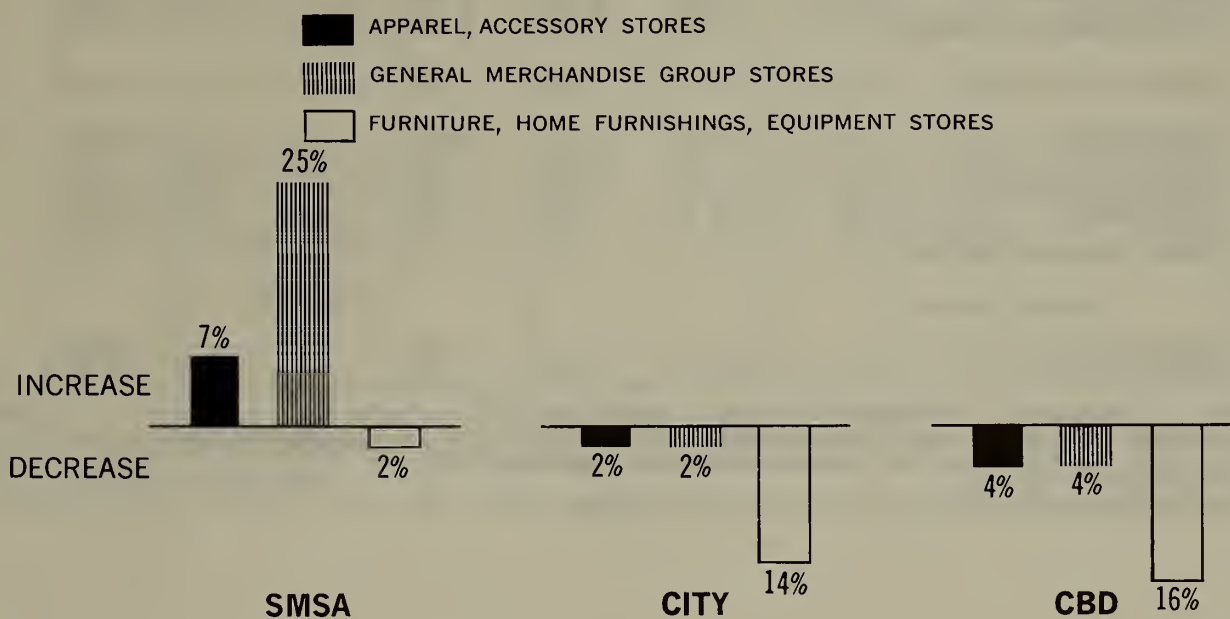


Newark



* Less than 1/2 of 1%

Percent Change in Sales, 1958-1963 by Types of Stores



1963 CENSUS OF BUSINESS, U.S. Department of Commerce, Bureau of the Census

TABLE 1. The Central Business District: 1963 and 1958

SIC code	Kind of business	1963				1958 ¹		
		Estab- lish- ments (number)	Sales (\$1,000)	Payroll, entire year (\$1,000)	Paid employees, workweek ended nearest Nov. 15 (number)	Estab- lish- ments (number)	Sales (\$1,000)	Payroll, entire year (\$1,000)
	RETAIL STORES							
	Total ² -----	875	266 804	48 229	14 864	1 029	269 863	46 322
52	Lumber, building materials, hardware, farm equip- ment dealers -----	12	1 823	265	43	21	4 174	538
5251	Hardware stores -----	8	534	121	21	11	751	94
52 ex. 5251	Other -----	4	1 289	144	22	10	3 423	444
53 part ³	General merchandise group stores ² -----	25	122 523	26 448	8 758	26	127 298	25 030
531	Department stores -----	5	(D)	(D)	(D)	4	(D)	(D)
533	Limited price variety stores -----	4	(D)	(D)	(D)	5	(D)	(D)
539	Miscellaneous general merchandise stores -----	16	1 433	137	58	17	1 631	209
54	Food stores -----	87	14 127	1 322	337	100	13 519	1 029
55 ex. 554	Automotive dealers -----	10	21 511	1 618	252	17	8 176	903
55 pt. (554)	Gasoline service stations -----	22	1 829	147	51	30	1 756	149
56	Apparel, accessory stores -----	174	44 519	7 048	1 951	189	46 378	6 905
561, 567	Men's, boys' apparel stores, custom tailors -----	66	14 350	2 542	503	80	14 837	2 228
562-3, 568	Women's clothing, specialty stores -----	50	20 715	3 267	1 171	57	20 892	3 051
562	Women's ready-to-wear stores ³ -----	25	18 392	2 875	1 040	28	17 934	2 603
565	Family clothing stores ³ -----	5	313	30	18	5	(D)	(D)
566	Shoe stores -----	49	8 999	1 206	257	43	7 332	1 083
564, 569	Other apparel, accessory stores -----	4	142	3	2	4	(D)	(D)
57	Furniture, home furnishings, equipment stores -----	60	15 104	2 472	487	72	17 989	2 667
5712	Furniture stores -----	21	5 896	1 021	201	26	7 494	1 105
5713-15, 19	Other home furnishings stores -----	15	3 620	583	104	18	2 756	398
572, 573	Household appliance, radio, television, music stores -----	24	5 588	868	182	28	7 739	1 164
58	Eating, drinking places -----	270	23 252	5 928	2 232	319	23 964	5 594
5812	Eating places -----	174	17 337	4 784	1 918	208	17 130	4 454
5813	Drinking places (alcoholic beverages) -----	96	5 915	1 144	314	111	6 834	1 140
59 pt. (591)	Drug stores, proprietary stores -----	15	4 425	753	177	16	3 747	503
59 ex. 591	Other retail stores ⁴ -----	200	17 691	2 228	576	239	22 862	3 004
592	Liquor stores -----	18	1 756	141	38	23	2 612	186
594	Book, stationery stores -----	23	1 359	200	43	26	1 443	219
595	Sporting goods stores, bicycle shops -----	1	(D)	(D)	(D)	2	(D)	(D)
597	Jewelry stores -----	39	6 027	771	195	48	6 683	987
5992	Florists -----	5	337	77	21	6	375	88
5996	Camera, photographic supply stores -----	6	(D)	(D)	(D)	7	2 396	322
	SELECTED SERVICES							
7011	Hotels, motels -----	21	6 493	2 488	971	20	6 314	2 403
783	Motion picture theaters -----	11	2 542	629	240	12	2 887	620

Standard Notes: - Represents zero. (D) Withheld to avoid disclosure. (NA) Not available.

¹1958 group totals for SIC 53 and 56 may include data for "nonemployer" establishments which could not be classified and tabulated by detailed kinds of business.²Excludes nonstore retailers (i.e., mail order, direct selling, merchandise vending machine operators) part of SIC 53.³1958 data limited to "employer" establishments.⁴Includes data for those kinds of business in SIC 59 (ex. 591) not covered in any of the lines below.

TABLE 2. The City: 1963 and 1958

SIC code	Kind of business	1963				1958 ¹		
		Estab- lish- ments (number)	Sales (\$1,000)	Payroll, entire year (\$1,000)	Paid employees, workweek ended nearest Nov. 15 (number)	Estab- lish- ments (number)	Sales (\$1,000)	Payroll, entire year (\$1,000)
	RETAIL STORES							
	Total ² -----	4 525	646 590	90 675	26 914	5 748	645 484	84 776
52	Lumber, building materials, hardware, farm equip- ment dealers -----	129	12 596	1 565	346	182	19 893	2 228
5251	Hardware stores -----	79	3 538	364	94	84	3 193	(D)
52 ex. 5251	Other -----	50	9 058	1 201	252	98	16 700	(D)
53 part ³	General merchandise group stores ² -----	88	143 059	29 376	9 556	178	146 014	27 648
531	Department stores -----	6	124 532	27 466	8 463	5	114 955	22 994
533	Limited price variety stores -----	24	13 385	1 360	925	42	(D)	(D)
539	Miscellaneous general merchandise stores -----	58	5 142	550	168	93	(D)	(D)
54	Food stores -----	1 153	121 078	8 886	2 638	1 549	132 171	8 448
55 ex. 554	Automotive dealers -----	89	73 698	6 248	948	119	44 384	4 223
55 pt. (554)	Gasoline service stations -----	244	25 396	1 944	578	310	25 702	2 015
56	Apparel, accessory stores -----	455	66 550	9 726	2 827	534	67 981	9 336
561, 567	Men's, boys' apparel stores, custom tailors -----	118	17 623	2 918	608	144	17 496	2 466
562-3, 568	Women's clothing, specialty stores -----	163	29 282	4 463	1 597	203	29 831	4 116
562	Women's ready-to-wear stores ³ -----	90	24 907	3 898	1 406	90	23 151	3 323
565	Family clothing stores ³ -----	55	5 606	(D)	(D)	21	6 153	927
566	Shoe stores -----	85	11 827	1 547	356	109	12 179	1 672
564, 569	Other apparel, accessory stores -----	34	2 212	(D)	(D)	29	1 714	115
57	Furniture, home furnishings, equipment stores -----	243	38 417	6 063	1 224	300	44 391	6 249
5712	Furniture stores -----	106	20 459	3 266	639	100	19 023	2 785
5713-15, 19	Other home furnishings stores -----	77	7 937	1 361	301	91	7 885	1 213
572, 573	Household appliance, radio, television, music stores -----	60	10 021	1 436	284	109	17 483	2 251
58	Eating, drinking places -----	1 297	80 069	16 284	6 263	1 517	78 520	15 261
5812	Eating places -----	693	50 171	11 792	4 912	815	47 603	11 080
5813	Drinking places (alcoholic beverages) -----	604	29 898	4 492	1 351	702	30 917	4 181
59 pt. (591)	Drug stores, proprietary stores -----	134	19 757	2 637	675	157	17 627	2 202
59 ex. 591	Other retail stores ⁴ -----	693	65 970	7 946	1 859	902	68 801	7 166
592	Liquor stores -----	197	20 711	1 551	417	203	18 736	1 227
594	Book, stationery stores -----	36	1 897	267	62	52	2 515	305
595	Sporting goods stores, bicycle shops -----	9	250	(D)	(D)	9	705	39
597	Jewelry stores -----	51	6 721	850	213	79	7 039	1 007
5992	Florists -----	51	1 935	361	93	62	2 196	328
5996	Camera, photographic supply stores -----	6	1 200	147	29	13	2 894	370
	SELECTED SERVICES							
7011	Hotels, motels -----	31	(D)	(D)	(D)	46	(D)	(D)
783	Motion picture theaters -----	18	(D)	(D)	(D)	26	(D)	(D)

Standard Notes: - Represents zero. (D) Withheld to avoid disclosure. (NA) Not available.

¹1958 group totals for SIC 53 and 56 may include data for "nonemployer" establishments which could not be classified and tabulated by detailed kinds of business.

²Excludes nonstore retailers (i.e., mail order, direct selling, merchandise vending machine operators) part of SIC 53.

³1958 data limited to "employer" establishments.

⁴Includes data for those kinds of business in SIC 59 (ex. 591) not covered in any of the lines below.

TABLE 3. The Standard Metropolitan Statistical Area: 1963 and 1958

SIC code	Kind of business	1963				1958 ¹		
		Estab- lish- ments	Sales	Payroll, entire year	Paid employees, workweek ended nearest Nov. 15	Estab- lish- ments	Sales	Payroll, entire year
		(number)	(\$1,000)	(\$1,000)	(number)	(number)	(\$1,000)	(\$1,000)
	RETAIL STORES							
	Total ² -----	15 518	2 506 607	301 406	86 718	17 271	2 151 412	248 197
52	Lumber, building materials, hardware, farm equip- ment dealers -----	648	96 194	12 344	2 405	772	113 800	13 665
5251	Hardware stores -----	278	18 789	2 090	490	327	22 209	2 434
52 ex. 5251	Other -----	370	77 405	10 254	1 915	445	91 591	11 231
53 part ³	General merchandise group stores ² -----	403	316 688	52 929	18 852	552	253 147	43 628
531	Department stores -----	24	236 164	41 732	14 066	20	177 726	32 661
533	Limited price variety stores -----	135	47 552	6 972	3 527	131	40 514	6 984
539	Miscellaneous general merchandise stores -----	244	32 972	4 225	1 259	285	32 307	3 983
54	Food stores -----	3 244	591 730	47 700	13 413	3 996	557 873	39 623
55 ex. 554	Automotive dealers -----	607	450 921	38 861	6 345	680	291 613	27 408
55 pt. (554)	Gasoline service stations -----	1 462	152 428	11 554	3 566	1 500	117 735	9 018
56	Apparel, accessory stores -----	1 558	200 812	28 340	8 346	1 644	187 539	25 238
561, 567	Men's, boys' apparel stores, custom tailors -----	327	42 375	6 458	1 361	370	38 134	5 220
562-3, 568	Women's clothing, specialty stores -----	659	93 402	13 478	4 594	697	82 378	11 108
562	Women's ready-to-wear stores ³ -----	370	70 971	10 426	3 540	332	60 628	8 573
565	Family clothing stores ³ -----	154	20 405	2 494	847	93	25 163	3 758
566	Shoe stores -----	305	36 260	4 995	1 167	310	32 859	4 421
564, 569	Other apparel, accessory stores -----	113	8 370	915	377	126	8 011	731
57	Furniture, home furnishings, equipment stores -----	989	146 662	21 654	4 911	1 044	148 829	21 079
5712	Furniture stores -----	388	69 847	11 260	2 624	316	57 726	9 088
5713-15, 19	Other home furnishings stores -----	299	32 241	5 004	1 134	332	33 800	4 992
572 573	Household appliance, radio, television, music stores -----	302	44 574	5 390	1 153	396	57 303	6 999
58	Eating, drinking places -----	3 421	225 073	47 767	18 949	3 672	189 950	36 819
5812	Eating places -----	1 997	155 758	37 490	15 659	2 106	123 555	28 021
5813	Drinking places (alcoholic beverages) -----	1 424	69 315	10 277	3 290	1 566	66 395	8 798
59 pt. (591)	Drug stores, proprietary stores -----	535	76 323	10 704	2 827	519	62 810	8 254
59 ex. 591	Other retail stores ⁴ -----	2 671	249 776	29 553	7 104	2 892	228 116	23 465
592	Liquor stores -----	577	75 502	5 703	1 546	547	62 117	4 115
594	Book, stationery stores -----	141	9 528	1 628	421	170	9 980	1 260
595	Sporting goods stores, bicycle shops -----	119	7 808	859	203	120	7 503	579
597	Jewelry stores -----	184	18 003	2 506	636	210	15 382	2 216
5992	Florists -----	227	10 215	1 877	493	220	8 634	1 406
5996	Camera, photographic supply stores -----	39	4 150	471	100	44	5 383	629
	SELECTED SERVICES							
7011	Hotels, motels -----	129	18 985	6 156	2 251	124	16 058	5 842
783	Motion picture theaters -----	67	10 403	2 521	986	80	10 857	2 536

Standard Notes: - Represents zero. (D) Withheld to avoid disclosure. (NA) Not available.

¹1958 group totals for SIC 53 and 56 may include data for "nonemployer" establishments which could not be classified and tabulated by detailed kinds of business.²Excludes nonstore retailers (i.e., mail order, direct selling, merchandise vending machine operators) part of SIC 53.³1958 data limited to "employer" establishments.⁴Includes data for those kinds of business in SIC 59 (ex. 591) not covered in any of the lines below.

TABLE 4. CBD, City, SMSA—Sales Comparisons: 1958 and 1963

SIC code	Kind of business	Percent change in sales			Percent distribution of sales					
		Central business district	City	Standard metropolitan statistical area	Central business district		City		Standard metropolitan statistical area	
					1963	1958	1963	1958	1963	1958
	RETAIL STORES									
	Total ² -----	-1.1	0.2	16.5	100.0	100.0	100.0	100.0	100.0	100.0
52	Lumber, building materials, hardware, farm equipment dealers -----	-56.3	-36.7	-15.5	0.7	1.5	1.9	3.1	3.8	5.3
5251	Hardware stores -----	-28.9	10.8	-15.4	0.2	0.3	0.5	0.5	0.7	1.0
52 ex. 5251	Other -----	-62.4	-45.8	-15.5	0.5	1.3	1.4	2.6	3.1	4.3
53 part ⁷	General merchandise group stores ^{1,2} -----	-3.8	-2.0	25.1	45.9	47.2	22.1	22.6	12.6	11.8
531	Department stores -----	(D)	10.8	32.9	(D)	(D)	19.3	17.8	9.4	8.3
533	Limited price variety stores -----	(D)	(D)	17.4	(D)	(D)	2.1	(D)	1.9	1.9
539	Miscellaneous general merchandise stores -----	-12.1	(D)	2.1	0.5	0.6	0.8	(D)	1.3	1.5
54	Food stores -----	4.5	-8.4	6.1	5.3	5.0	18.7	20.5	23.6	25.9
55 ex. 554	Automotive dealers -----	163.1	66.0	54.6	8.1	3.1	11.4	6.9	18.0	13.6
55 pt. (554)	Gasoline service stations -----	4.2	-1.2	29.5	0.7	0.7	3.9	4.0	6.1	5.5
56	Apparel, accessory stores ¹ -----	-4.0	-2.1	7.1	16.7	17.2	10.3	10.5	8.0	8.7
561, 567	Men's, boys' apparel stores, custom tailors -----	-3.3	0.7	11.1	5.4	5.5	2.7	2.7	1.7	1.8
562-3, 568	Women's clothing, specialty stores -----	-0.9	-1.8	13.4	7.8	7.7	4.5	4.6	3.7	3.8
562	Women's ready-to-wear stores ³ -----	2.6	7.6	17.1	6.9	6.6	3.9	3.6	2.8	2.8
565	Family clothing stores ³ -----	(D)	-8.9	-18.9	0.1	(D)	0.9	1.0	0.8	1.2
566	Shoe stores -----	22.8	-2.9	10.4	3.4	2.7	1.8	1.9	1.4	1.5
564, 569	Other apparel, accessory stores -----	(D)	29.1	4.5	0.1	(D)	0.3	0.3	0.3	0.4
57	Furniture, home furnishings, equipment stores -----	-16.0	-13.5	-1.5	5.7	6.7	5.9	6.9	5.9	6.9
5712	Furniture stores -----	-21.3	7.5	21.0	2.2	2.8	3.2	2.9	2.8	2.7
5713-15, 19	Other home furnishings stores -----	31.3	0.7	-4.6	1.4	1.0	1.2	1.2	1.3	1.6
572, 573	Household appliance, radio, television, music stores -----	-27.8	-42.7	-22.2	2.1	2.9	1.5	2.7	1.8	2.7
58	Eating, drinking places -----	-3.0	2.0	18.5	8.7	8.8	12.4	12.2	9.0	8.8
5812	Eating places -----	1.2	5.4	26.1	6.5	6.3	7.8	7.4	6.2	5.7
5813	Drinking places (alcoholic beverages) -----	-13.4	-3.3	4.4	2.2	2.5	4.6	4.8	2.8	3.1
59 pt. (591)	Drug stores, proprietary stores -----	18.1	12.1	21.5	1.7	1.4	3.2	2.7	3.0	2.9
59 ex. 591	Other retail stores ⁴ -----	-22.6	-4.1	9.5	6.6	8.5	10.2	10.7	10.0	10.6
592	Liquor stores -----	-32.8	10.5	21.5	0.7	1.0	3.2	2.9	3.0	2.9
594	Book, stationery stores -----	-5.8	-24.6	-4.5	0.5	0.5	0.3	0.4	0.4	0.5
595	Sporting goods stores, bicycle shops -----	(D)	-64.5	4.1	(D)	(D)	0.0	0.1	0.3	0.3
597	Jewelry stores -----	-9.8	-4.5	17.0	2.3	2.5	1.0	1.1	0.7	0.7
5992	Florists -----	-10.1	-11.9	18.3	0.1	0.1	0.3	0.3	0.4	0.4
5996	Camera, photographic supply stores -----	(D)	-58.5	-22.9	(D)	0.9	0.2	0.4	0.2	0.3
	SELECTED SERVICES									
7011	Hotels, motels -----	2.8	(D)	18.2	(x)	(x)	(x)	(x)	(x)	(x)
783	Motion picture theaters -----	-12.0	(D)	-4.2	(x)	(x)	(x)	(x)	(x)	(x)

Standard Notes: - Represents zero. (D) Withheld to avoid disclosure. (NA) Not available. (X) Not applicable. (-) Minus sign before number denotes decrease.
¹1958 group totals for SIC 53 and 56 may include data for "nonemployer" establishments which could not be classified and tabulated by detailed kinds of business.
²Excludes nonstore retailers (i.e., mail order, direct selling, merchandise vending machine operators) part of SIC 53.
³1958 data limited to "employer" establishments.
⁴Includes data for those kinds of business in SIC 59 (ex. 591) not covered in any of the lines below.

TABLE 5. CBD Sales as Percent of City and SMSA Sales: 1963 and 1958

SIC code	Kind of business	Central business district sales as—			
		Percent of city sales		Percent of standard metropolitan statistical area sales	
		1963	1958	1963	1958
	RETAIL STORES				
	Total ² -----	41.3	41.8	10.6	12.5
52	Lumber, building materials, hardware, farm equipment dealers -----	14.5	21.0	1.9	3.7
5251	Hardware stores -----	15.1	23.5	2.8	3.4
52 ex. 5251	Other -----	14.2	20.5	1.7	3.7
53 part ²	General merchandise group stores ^{1,2} -----	85.6	87.2	38.7	50.3
531	Department stores -----	(D)	(D)	(D)	(D)
533	Limited price variety stores -----	(D)	(D)	(D)	(D)
539	Miscellaneous general merchandise stores -----	27.9	(D)	4.3	5.0
54	Food stores -----	11.7	10.2	2.4	2.4
55 ex. 554	Automotive dealers -----	29.2	18.4	4.8	2.8
55 pt. (554)	Gasoline service stations -----	7.2	6.8	1.2	1.5
56	Apparel, accessory stores ¹ -----	66.9	68.2	22.2	24.7
561, 567	Men's, boys' apparel stores, custom tailors -----	81.4	84.8	33.9	38.9
562-3, 568	Women's clothing, specialty stores -----	70.7	70.0	22.2	25.4
562	Women's ready-to-wear stores ³ -----	73.8	77.5	25.9	29.6
565	Family clothing stores ³ -----	5.6	(D)	1.5	(D)
566	Shoe stores -----	76.1	60.2	24.8	22.3
564, 569	Other apparel, accessory stores -----	6.4	(D)	1.7	(D)
57	Furniture, home furnishings, equipment stores -----	39.3	40.5	10.3	12.1
5712	Furniture stores -----	28.8	39.4	8.4	13.0
5713-15, 19	Other home furnishings stores -----	45.6	35.0	11.2	8.2
572, 573	Household appliance, radio, television, music stores -----	55.8	44.3	12.5	13.5
58	Eating, drinking places -----	29.0	30.5	10.3	12.6
5812	Eating places -----	34.6	36.0	11.1	13.9
5813	Drinking places (alcoholic beverages) -----	19.8	22.1	8.5	10.3
59 pt. (591)	Drug stores, proprietary stores -----	22.4	21.3	5.8	6.0
59 ex. 591	Other retail stores ⁴ -----	26.8	33.2	7.1	10.0
592	Liquor stores -----	8.5	13.9	2.3	4.2
594	Book, stationery stores -----	71.6	57.4	14.3	14.5
595	Sporting goods stores, bicycle shops -----	(D)	(D)	(D)	(D)
597	Jewelry stores -----	89.7	94.9	33.5	43.4
5992	Florists -----	17.4	17.1	3.3	4.3
5996	Camera, photographic supply stores -----	(D)	82.8	(D)	44.5
	SELECTED SERVICES				
7011	Hotels, motels -----	(D)	(D)	34.2	39.3
783	Motion picture theaters -----	(D)	(D)	24.4	26.6

Standard Notes: - Represents zero. (D) Withheld to avoid disclosure. (NA) Not available.

¹1958 group totals for SIC 53 and 56 may include data for "nonemployer" establishments which could not be classified and tabulated by detailed kinds of business.

²Excludes nonstore retailers (i.e., mail order, direct selling, merchandise vending machine operators) part of SIC 53.

³1958 data limited to "employer" establishments.

⁴Includes data for those kinds of business in SIC 59 (ex. 591) not covered in any of the lines below.

TABLE 6. Other Major Retail Centers in the SMSA: 1963

MRC NO. 1 Includes establishments on Main from N. Clinton to N. Harrison, on N. Harrison, Washington, and Lincoln from Main to William, on William from N. Clinton to Baldwin, and on Prospect from Main to #36A. (East Orange, Essex County)

SIC code	Kind of business	Total	SIC code	Kind of business	Number of establishments
54, 58, 591	Retail stores, total:				
	Number -----	89	55 ex. 554	Automotive Dealers -----	4
	Sales ----- \$1,000--	20 976	55 pt. (554)	Gasoline service stations -----	2
53 part, 56, 57	Convenience goods stores:		56	Apparel, accessory stores -----	20
	Number -----	23	561, 567	Men's, boys' apparel stores, custom tailors -----	1
	Sales ----- \$1,000--	4 689	562-3, 568	Women's clothing, specialty stores -----	14
52, 55, 59 ex. 591	Shopping goods stores:		562	Women's ready-to-wear stores -----	9
	Number -----	32	565	Family clothing stores -----	1
	Sales ----- \$1,000--	6 820	566	Shoe stores -----	2
52	All other stores:		564, 569	Other apparel, accessory stores -----	2
	Number -----	34	57	Furniture, home furnishings, equipment stores -----	6
	Sales ----- \$1,000--	9 467	5712	Furniture stores -----	1
		Number of establishments	5713-15, 19	Other home furnishings stores -----	2
	Retail stores, total -----	89	572, 573	Household appliance, radio, television, music stores -----	3
5251	Lumber, building materials, hardware, farm equipment dealers -----	1	58	Eating, drinking places -----	12
	Hardware stores -----	-	5812	Eating places -----	10
52 ex. 5251	Other -----	1	5813	Drinking places (alcoholic beverages) -----	2
53 part	General merchandise group stores -----	6	59 pt. (591)	Drug stores, proprietary stores -----	4
	Department stores -----	1	59 ex. 591	Other retail stores -----	27
531	Limited price variety stores -----	1	592	Liquor stores -----	4
533	Miscellaneous general merchandise stores -----	4	594	Book, stationery stores -----	4
539			595	Sporting goods stores, bicycle shops -----	-
54	Food stores -----	7	597	Jewelry stores -----	1
			5992	Florists -----	1
			5996	Camera, photographic supply stores -----	2

MRC No. 2. Includes establishments on Central Ave. from Eppirt St. to East Orange city limits (near Oakwood Ave.)

SIC code	Kind of business	Total	SIC code	Kind of business	Number of establishments
54, 58, 591	Retail stores, total:				
	Number -----	103	55 ex. 554	Automotive dealers -----	2
	Sales ----- \$1,000--	25 915	55 pt. (554)	Gasoline service stations -----	1
53 part, 56, 57	Convenience goods stores:		56	Apparel, accessory stores -----	27
	Number -----	28	561, 567	Men's, boys' apparel stores, custom tailors -----	5
	Sales ----- \$1,000--	9 743	562-3, 568	Women's clothing, specialty stores -----	20
52, 55, 59 ex. 591	Shopping goods stores:		562	Women's ready-to-wear stores -----	9
	Number -----	47	565	Family clothing stores -----	1
	Sales ----- \$1,000--	12 937	566	Shoe stores -----	1
52	All other stores:		564, 569	Other apparel, accessory stores -----	1
	Number -----	28	57	Furniture, home furnishings, equipment stores -----	16
	Sales ----- \$1,000--	3 235	5712	Furniture stores -----	6
		Number of establishments	5713-15, 19	Other home furnishings stores -----	4
	Retail stores, total -----	103	572, 573	Household appliance, radio, television, music stores -----	6
5251	Lumber, building materials, hardware, farm equipment dealers -----	2	58	Eating, drinking places -----	12
	Hardware stores -----	2	5812	Eating places -----	11
52 ex. 5251	Other -----	-	5813	Drinking places (alcoholic beverages) -----	1
53 part	General merchandise group stores -----	4	59 pt. (591)	Drug stores, proprietary stores -----	5
	Department stores -----	1	59 ex. 591	Other retail stores -----	23
531	Limited price variety stores -----	1	592	Liquor stores -----	2
533	Miscellaneous general merchandise stores -----	2	594	Book, stationery stores -----	3
539			595	Sporting goods stores, bicycle shops -----	1
54	Food stores -----	11	597	Jewelry stores -----	4
			5992	Florists -----	3
			5996	Camera, photographic supply stores -----	-

Standard Notes: - Represents zero. (D) Withheld to avoid disclosure. (NA) Not available.

TABLE 6. Other Major Retail Centers in the SMSA: 1963—Continued

MRC No. 3. Includes the planned center known as "Dover Shopping Center" and establishments in the area bounded by Rockaway River, Essex, D. L. and W. R.R. (Dover city, Morris County)

SIC code	Kind of business	Total	SIC code	Kind of business	Number of establishments
	Retail stores, total:				
	Number	116	55 ex. 554	Automotive Dealers	1
	Sales	17 747	55 pt. (554)	Gasoline service stations	1
54, 58, 591	Convenience goods stores:		56	Apparel, accessory stores	31
	Number	38	561, 567	Men's, boys' apparel stores, custom tailors	9
	Sales	6 096	562-3, 568	Women's clothing, specialty stores	13
53 part, 56, 57	Shopping goods stores:		562	Women's ready-to-wear stores	12
	Number	50	565	Family clothing stores	1
	Sales	9 415	566	Shoe stores	6
52, 55, 59 ex. 591	All other stores:		564, 569	Other apparel, accessory stores	2
	Number	28	57	Furniture, home furnishings, equipment stores	11
	Sales	2 236	5712	Furniture stores	5
			5713-15, 19	Other home furnishings stores	1
			572, 573	Household appliance, radio, television, music stores	5
	Retail stores, total	116	58	Eating, drinking places	19
52	Lumber, building materials, hardware, farm equipment dealers	3	5812	Eating places	13
5251	Hardware stores	1	5813	Drinking places (alcoholic beverages)	6
52 ex. 5251	Other	2	59 pt. (591)	Drug stores, proprietary stores	6
53 part	General merchandise group stores	8	59 ex. 591	Other retail stores	23
531	Department stores	1	592	Liquor stores	3
533	Limited price variety stores	3	594	Book, stationery stores	1
539	Miscellaneous general merchandise stores	4	595	Sporting goods stores, bicycle shops	-
			597	Jewelry stores	4
			5992	Florists	1
54	Food stores	13	5996	Camera, photographic supply stores	2

MRC No. 4. Includes the planned center known as "Essex Green Shopping Center" and establishments on Prospect Ave. from the north property line of Essex Green Shopping Center to Mt. Pleasant Ave. (West Orange, Essex County)

SIC code	Kind of business	Total	SIC code	Kind of business	Number of establishments
	Retail stores, total:				
	Number	27	55 ex. 554	Automotive dealers	-
	Sales	30 188	55 pt. (554)	Gasoline service stations	2
54, 58, 591	Convenience goods stores:		56	Apparel, accessory stores	6
	Number	9	561, 567	Men's, boys' apparel stores, custom tailors	-
	Sales	9 418	562-3, 568	Women's clothing, specialty stores	1
53 part, 56, 57	Shopping goods stores:		562	Women's ready-to-wear stores	1
	Number	13	565	Family clothing stores	1
	Sales	20 197	566	Shoe stores	4
52, 55, 59 ex. 591	All other stores:		564, 569	Other apparel, accessory stores	-
	Number	5	57	Furniture, home furnishings, equipment stores	3
	Sales	573	5712	Furniture stores	1
			5713-15, 19	Other home furnishings stores	1
			572, 573	Household appliance, radio, television, music stores	1
	Retail stores, total	27	58	Eating, drinking places	4
52	Lumber, building materials, hardware, farm equipment dealers	-	5812	Eating places	4
5251	Hardware stores	-	5813	Drinking places (alcoholic beverages)	-
52 ex. 5251	Other	-	59 pt. (591)	Drug stores, proprietary stores	-
53 part	General merchandise group stores	4	59 ex. 591	Other retail stores	3
531	Department stores	1	592	Liquor stores	1
533	Limited price variety stores	2	594	Book, stationery stores	-
539	Miscellaneous general merchandise stores	1	595	Sporting goods stores, bicycle shops	1
			597	Jewelry stores	-
			5992	Florists	-
54	Food stores	5	5996	Camera, photographic supply stores	-

Standard Notes: - Represents zero. (D) Withheld to avoid disclosure. (NA) Not available.

TABLE 6. Other Major Retail Centers in the SMSA: 1963—Continued

MRC No. 5. Includes establishments on Milburn Ave. from Myrtle Ave. to Holmes and Hamster Sts. (Essex County)

SIC code	Kind of business	Total	SIC code	Kind of business	Number of establishments
	Retail stores, total:				
	Number -----	29	55 ex. 554	Automotive Dealers -----	-
	Sales ----- \$1,000 -----	12 935	55 pt. (554)	Gasoline service stations -----	1
54, 58, 591	Convenience goods stores:		56	Apparel, accessory stores -----	13
	Number -----	5	561, 567	Men's, boys' apparel stores, custom tailors -----	-
	Sales ----- \$1,000 -----	694	562-3, 568	Women's clothing, specialty stores -----	10
53 part, 56, 57	Shopping goods stores:		562	Women's ready-to-wear stores -----	3
	Number -----	16	565	Family clothing stores -----	-
	Sales ----- \$1,000 -----	10 819	566	Shoe stores -----	3
52, 55, 59 ex. 591	All other stores:		564, 569	Other apparel, accessory stores -----	-
	Number -----	8	57	Furniture, home furnishings, equipment stores -----	3
	Sales ----- \$1,000 -----	1 422	5712	Furniture stores -----	1
		Number of establishments	5713-15, 19	Other home furnishings stores -----	2
			572, 573	Household appliance, radio, television, music stores -----	-
	Retail stores, total -----	29	58	Eating, drinking places -----	2
52	Lumber, building materials, hardware, farm equipment dealers -----	-	5812	Eating places -----	2
5251	Hardware stores -----	-	5813	Drinking places (alcoholic beverages) -----	-
52 ex. 5251	Other -----	-	59 pt. (591)	Drug stores, proprietary stores -----	1
53 part	General merchandise group stores -----	1	59 ex. 591	Other retail stores -----	6
531	Department stores -----	1	592	Liquor stores -----	1
533	Limited price variety stores -----	-	594	Book, stationery stores -----	-
539	Miscellaneous general merchandise stores -----	-	595	Sporting goods stores, bicycle shops -----	-
			597	Jewelry stores -----	2
			5992	Florists -----	-
54	Food stores -----	2	5996	Camera, photographic supply stores -----	-

MRC No. 7. Includes the establishments in the area bounded by Prince, North Broad, Chestnut, Madison Ave., E. Scott Pl., Bridge, Elizabeth River, Irvington Ave. (Elizabeth, Union Co.)

SIC code	Kind of business	Total	SIC code	Kind of business	Number of establishments
	Retail stores, total:				
	Number -----	272	55 ex. 554	Automotive dealers -----	2
	Sales ----- \$1,000 -----	49 610	55 pt. (554)	Gasoline service stations -----	5
54, 58, 591	Convenience goods stores:		56	Apparel, accessory stores -----	61
	Number -----	84	561, 567	Men's, boys' apparel stores, custom tailors -----	16
	Sales ----- \$1,000 -----	7 952	562-3, 568	Women's clothing, specialty stores -----	23
53 part, 56, 57	Shopping goods stores:		562	Women's ready-to-wear stores -----	13
	Number -----	102	565	Family clothing stores -----	2
	Sales ----- \$1,000 -----	30 534	566	Shoe stores -----	18
52, 55, 59 ex. 591	All other stores:		564, 569	Other apparel, accessory stores -----	2
	Number -----	86	57	Furniture, home furnishings, equipment stores -----	27
	Sales ----- \$1,000 -----	11 124	5712	Furniture stores -----	8
		Number of establishments	5713-15, 19	Other home furnishings stores -----	4
			572, 573	Household appliance, radio, television, music stores -----	15
	Retail stores, total -----	272	58	Eating, drinking places -----	60
52	Lumber, building materials, hardware, farm equipment dealers -----	7	5812	Eating places -----	36
5251	Hardware stores -----	-	5813	Drinking places (alcoholic beverages) -----	24
52 ex. 5251	Other -----	7	59 pt. (591)	Drug stores, proprietary stores -----	6
53 part	General merchandise group stores -----	14	59 ex. 591	Other retail stores -----	72
531	Department stores -----	2	592	Liquor stores -----	10
533	Limited price variety stores -----	4	594	Book, stationery stores -----	6
539	Miscellaneous general merchandise stores -----	8	595	Sporting goods stores, bicycle shops -----	2
			597	Jewelry stores -----	10
			5992	Florists -----	5
54	Food stores -----	18	5996	Camera, photographic supply stores -----	2

Note: To facilitate comparison with 1958 data, the numbers assigned to MRC's are the same as those used in the reports of the 1958 census. For this reason, MRC No. 6 is not used in this report.

Standard Notes: - Represents zero. (D) Withheld to avoid disclosure. (NA) Not available.

TABLE 6. Other Major Retail Centers in the SMSA: 1963—Continued

MRC No. 8. Includes establishments in the area bounded by: Bank Pl. extended, Bank Pl., both sides of E. Front to Richmond, north side of Watchung Ave., C. R.R. of N.J., Liberty, W. Front, Washington Ave., and City limits (Green Brook) (Plainfield city, Union County)

SIC code	Kind of business	Total	SIC code	Kind of business	Number of establishments
	Retail stores, total:				
	Number -----	195	55 ex. 554	Automotive Dealers -----	2
	Sales ----- \$1,000	44 357	55 pt. (554)	Gasoline service stations -----	5
54, 58, 591	Convenience goods stores:		56	Apparel, accessory stores -----	64
	Number -----	39	561, 567	Men's, boys' apparel stores, custom tailors -----	11
	Sales ----- \$1,000	6 110	562-3, 568	Women's clothing, specialty stores -----	31
53 part, 56, 57	Shopping goods stores:		562	Women's ready-to-wear stores -----	14
	Number -----	101	565	Family clothing stores -----	4
	Sales ----- \$1,000	33 695	566	Shoe stores -----	16
52, 55, 59 ex. 591	All other stores:		564, 569	Other apparel, accessory stores -----	2
	Number -----	55	57	Furniture, home furnishings, equipment stores -----	24
	Sales ----- \$1,000	4 552	5712	Furniture stores -----	9
		Number of establishments	5713-15, 19	Other home furnishings stores -----	10
			572, 573	Household appliance, radio, television, music stores -----	5
	Retail stores, total -----	195	58	Eating, drinking places -----	18
52	Lumber, building materials, hardware, farm equipment dealers -----	7	5812	Eating places -----	14
5251	Hardware stores -----	1	5813	Drinking places (alcoholic beverages) -----	4
52 ex. 5251	Other -----	6	59 pt. (591)	Drug stores, proprietary stores -----	3
53 part	General merchandise group stores -----	13	59 ex. 591	Other retail stores -----	41
531	Department stores -----	3	592	Liquor stores -----	4
533	Limited price variety stores -----	3	594	Book, stationery stores -----	4
539	Miscellaneous general merchandise stores -----	7	595	Sporting goods stores, bicycle shops -----	5
			597	Jewelry stores -----	9
54	Food stores -----	18	5992	Florists -----	2
			5996	Camera, photographic supply stores -----	1

MRC No. 9. Includes the planned center known as "Short Hills Mall" in the area bounded by River Rd., East boundary of the shopping center; Canoe Brook Rd., and Morris and Essex Tpk. (Essex County)

SIC code	Kind of business	Total	SIC code	Kind of business	Number of establishments
	Retail stores, total:				
	Number -----	20	55 ex. 554	Automotive dealers -----	-
	Sales ----- \$1,000	20 513	55 pt. (554)	Gasoline service stations -----	-
54, 58, 591	Convenience goods stores:		56	Apparel, accessory stores -----	9
	Number -----	5	561, 567	Men's, boys' apparel stores, custom tailors -----	1
	Sales ----- \$1,000	(D)	562-3, 568	Women's clothing, specialty stores -----	5
53 part, 56, 57	Shopping goods stores:		562	Women's ready-to-wear stores -----	4
	Number -----	11	565	Family clothing stores -----	1
	Sales ----- \$1,000	15 105	566	Shoe stores -----	2
52, 55, 59 ex. 591	All other stores:		564, 569	Other apparel, accessory stores -----	-
	Number -----	4	57	Furniture, home furnishings, equipment stores -----	1
	Sales ----- \$1,000	(D)	5712	Furniture stores -----	1
		Number of establishments	5713-15, 19	Other home furnishings stores -----	-
			572, 573	Household appliance, radio, television, music stores -----	-
	Retail stores, total -----	20	58	Eating, drinking places -----	2
52	Lumber, building materials, hardware, farm equipment dealers -----	-	5812	Eating places -----	2
5251	Hardware stores -----	-	5813	Drinking places (alcoholic beverages) -----	-
52 ex. 5251	Other -----	-	59 pt. (591)	Drug stores, proprietary stores -----	-
53 part	General merchandise group stores -----	1	59 ex. 591	Other retail stores -----	4
531	Department stores -----	1	592	Liquor stores -----	-
533	Limited price variety stores -----	-	594	Book, stationery stores -----	1
539	Miscellaneous general merchandise stores -----	-	595	Sporting goods stores, bicycle shops -----	-
			597	Jewelry stores -----	1
54	Food stores -----	3	5992	Florists -----	-
			5996	Camera, photographic supply stores -----	-

Standard Notes: - Represents zero. (D) Withheld to avoid disclosure. (NA) Not available.

TABLE 6. Other Major Retail Centers in the SMSA: 1963—Continued

MRC No. 10. Includes establishments on Bloomfield Ave. from Gates Ave. to Bell, on South Park and Park Sts. from Church to Portland Pl., on Midland Ave. from Bloomfield Ave. to Portland Pl., on Church St. and Glenridge Ave. from Trinity Pl. to Willow and on S. Fullerton Ave. from Bloomfield Ave. to the Crescent (Montclair, Essex County)

SIC code	Kind of business	Total	SIC code	Kind of business	Number of establishments
	Retail stores, total:				
	Number -----	143	55 ex. 554	Automotive Dealers -----	8
	Sales ----- \$1,000--	27 588	55 pt. (554)	Gasoline service stations -----	4
54, 58, 591	Convenience goods stores:		56	Apparel, accessory stores -----	30
	Number -----	30	561, 567	Men's, boys' apparel stores, custom tailors -----	6
	Sales ----- \$1,000--	4 020	562-3, 568	Women's clothing, specialty stores -----	19
53 part, 56, 57	Shopping goods stores:		562	Women's ready-to-wear stores -----	10
	Number -----	54	565	Family clothing stores -----	-
	Sales ----- \$1,000--	14 406	566	Shoe stores -----	5
52, 55, 59 ex. 591	All other stores:		564, 569	Other apparel, accessory stores -----	-
	Number -----	59	57	Furniture, home furnishings, equipment stores -----	16
	Sales ----- \$1,000--	9 162	5712	Furniture stores -----	4
		Number of establishments	5713-15, 19	Other home furnishings stores -----	5
			572, 573	Household appliance, radio, television, music stores -----	7
	Retail stores, total -----	143	58	Eating, drinking places -----	17
52	Lumber, building materials, hardware, farm equipment dealers -----	4	5812	Eating places -----	14
5251	Hardware stores -----	2	5813	Drinking places (alcoholic beverages) -----	3
52 ex. 5251	Other -----	2	59 pt. (591)	Drug stores, proprietary stores -----	4
53 part	General merchandise group stores -----	8	59 ex. 591	Other retail stores -----	43
531	Department stores -----	1	592	Liquor stores -----	8
533	Limited price variety stores -----	2	594	Book, stationery stores -----	3
539	Miscellaneous general merchandise stores -----	5	595	Sporting goods stores, bicycle shops -----	1
			597	Jewelry stores -----	2
			5992	Florists -----	3
54	Food stores -----	9	5996	Camera, photographic supply stores -----	-

MRC No. 11. Includes establishments on Washington-W. Park Pl.-South St. from High to Headley Rd., on Speedwell Ave. from N. Park Pl. to Henry; on Spring from Speedwell Ave. to Water; on Park Pl.; on Pine from South St. to Dumont Pl.; on Elm from South St. to Franklin; and on DeHart, Community Pl., and Madison from South St. to Maple Ave. (Morristown, Morris County)

SIC code	Kind of business	Total	SIC code	Kind of business	Number of establishments
	Retail stores, total:				
	Number -----	173	55 ex. 554	Automotive dealers -----	5
	Sales ----- \$1,000--	746 843	55 pt. (554)	Gasoline service stations -----	3
54, 58, 591	Convenience goods stores:		56	Apparel, accessory stores -----	42
	Number -----	47	561, 567	Men's, boys' apparel stores, custom tailors -----	10
	Sales ----- \$1,000--	9 635	562-3, 568	Women's clothing, specialty stores -----	14
53 part, 56, 57	Shopping goods stores:		562	Women's ready-to-wear stores -----	6
	Number -----	68	565	Family clothing stores -----	3
	Sales ----- \$1,000--	27 358	566	Shoe stores -----	12
52, 55, 59 ex. 591	All other stores:		564, 569	Other apparel, accessory stores -----	3
	Number -----	58	57	Furniture, home furnishings, equipment stores -----	17
	Sales ----- \$1,000--	9 850	5712	Furniture stores -----	8
		Number of establishments	5713-15, 19	Other home furnishings stores -----	-
			572, 573	Household appliance, radio, television, music stores -----	9
	Retail stores, total -----	173	58	Eating, drinking places -----	21
52	Lumber, building materials, hardware, farm equipment dealers -----	7	5812	Eating places -----	15
5251	Hardware stores -----	3	5813	Drinking places (alcoholic beverages) -----	6
52 ex. 5251	Other -----	4	59 pt. (591)	Drug stores, proprietary stores -----	8
53 part	General merchandise group stores -----	9	59 ex. 591	Other retail stores -----	43
531	Department stores -----	2	592	Liquor stores -----	9
533	Limited price variety stores -----	2	594	Book, stationery stores -----	5
539	Miscellaneous general merchandise stores -----	5	595	Sporting goods stores, bicycle shops -----	4
			597	Jewelry stores -----	6
			5992	Florists -----	3
54	Food stores -----	18	5996	Camera, photographic supply stores -----	-

Standard Notes: - Represents zero. (D) Withheld to avoid disclosure. (NA) Not available. ²Revised

...

...
...
...
...
...
...
...
...

...
...
...
...
...
...
...
...
...

Newport News-Hampton, Va., SMSA

CONTENTS

[Page numbers listed here omit the chapter prefix, 71-, which appears as part of number for each page]

	page
Standard Metropolitan Statistical Area Map	1
Chart on Retail Sales: 1963 and 1958	3
TABLE 1 The Central Business District: 1963 and 1958	4
2 The City: 1963 and 1958	5
3 The Standard Metropolitan Statistical Area: 1963 and 1958	6
4 CBD, City, SMSA—Sales Comparisons: 1958 and 1963	7
5 CBD Sales as Percent of City and SMSA Sales: 1963 and 1958	8
6 Other Major Retail Centers in the SMSA: 1963	9

Main body of faint text, appearing to be a list or series of entries, possibly bleed-through from the reverse side of the page.

NEWPORT NEWS-HAMPTON, VA.

Standard Metropolitan Statistical Area, Central Business District, and Major Retail Centers

STANDARD METROPOLITAN
STATISTICAL AREA
& CENTRAL CITIES



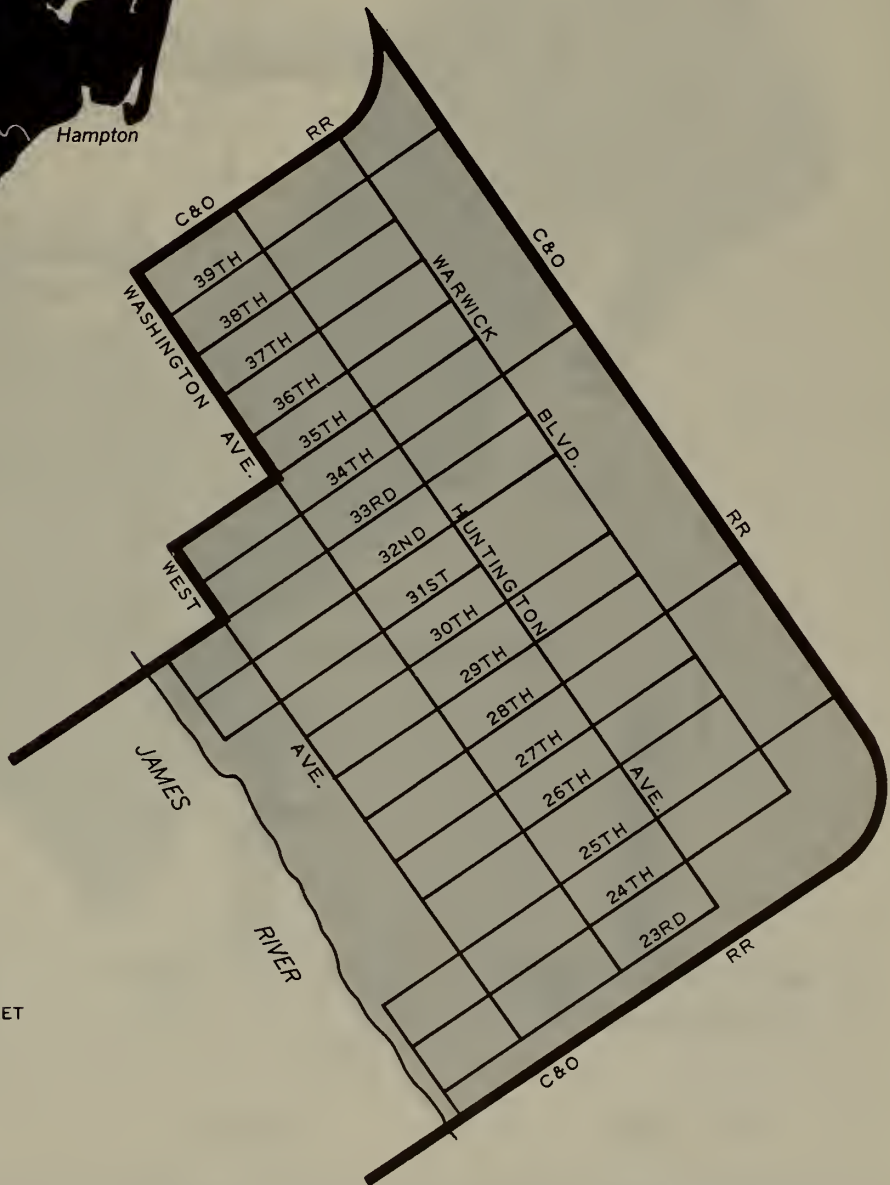
0 5 10 15 MILES



NEWPORT NEWS

CENTRAL
BUSINESS
DISTRICT

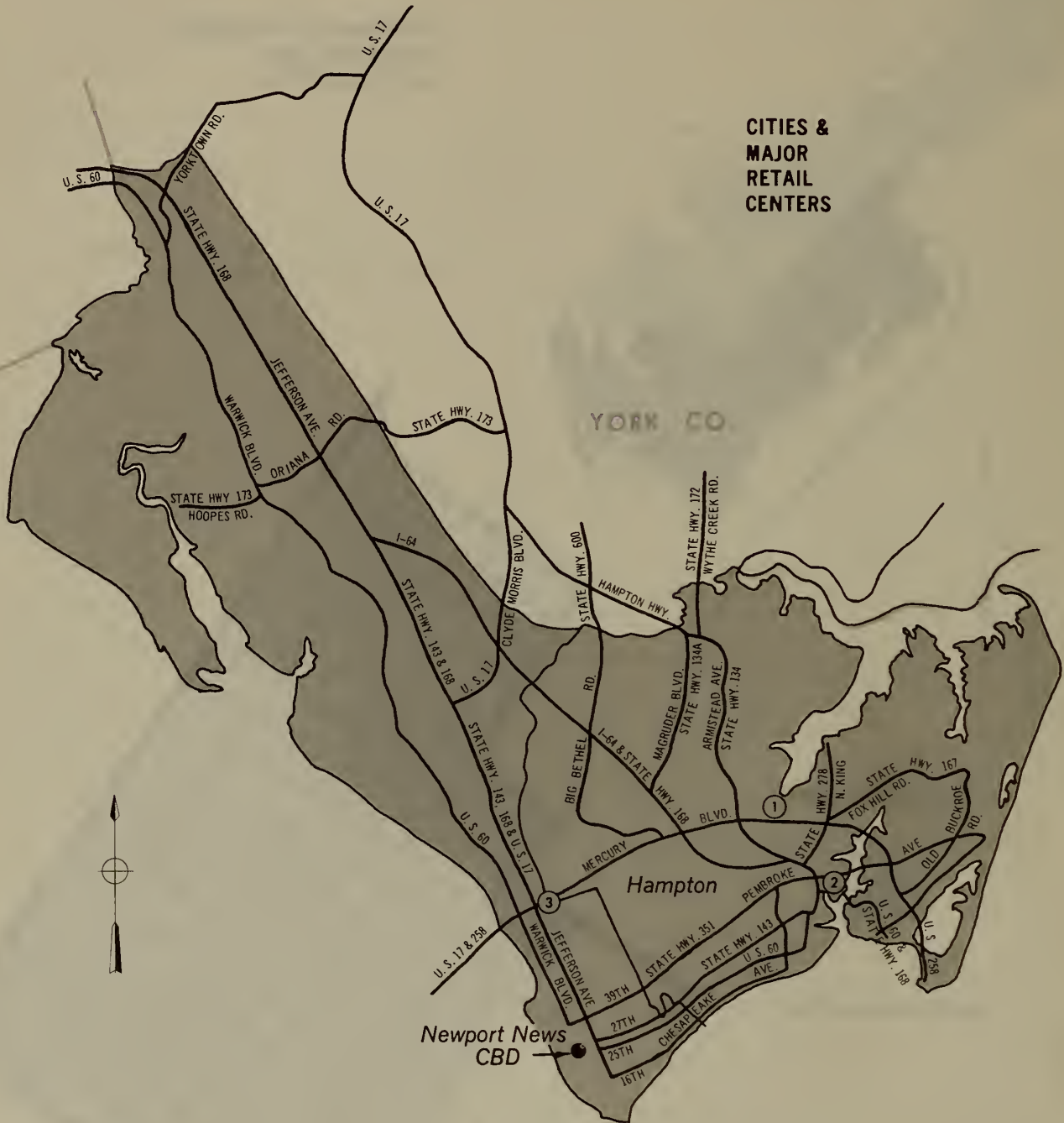
Comprising Census Tract 1



0 1000 2000 FEET

NEWPORT NEWS-HAMPTON, VA.

Standard Metropolitan Statistical Area, Central Business District, and Major Retail Centers



**CITIES &
MAJOR
RETAIL
CENTERS**

YORK CO.

Hampton


Newport News
CBD

- Central Business District
- ① Major Retail Centers


0 2 4 6 MILES

Newport News-Hampton SMSA


Retail Sales: 1958 and 1963 IN MILLIONS OF DOLLARS



Newport News



Percent Change in Sales, 1958-1963 by Types of Stores



1963 CENSUS OF BUSINESS, U.S. Department of Commerce, Bureau of the Census

TABLE 1. The Central Business District: 1963 and 1958

SIC code	Kind of business	1963				1958 ¹		
		Estab- lish- ments (number)	Sales (\$1,000)	Payroll, entire year (\$1,000)	Paid employees, workweek ended nearest Nov. 15 (number)	Estab- lish- ments (number)	Sales (\$1,000)	Payroll, entire year (\$1,000)
RETAIL STORES								
	Total ² -----	182	61 843	8 502	2 509	189	49 860	6 971
52	Lumber, building materials, hardware, farm equip- ment dealers -----	2	(D)	(D)	(D)	2	(D)	(D)
5251	Hardware stores -----	-	-	-	-	-	-	-
52 ex. 5251	Other -----	2	(D)	(D)	(D)	2	(D)	(D)
53 part ³	General merchandise group stores ² -----	9	25 253	3 715	1 210	9	14 206	2 129
531	Department stores -----	4	22 704	3 277	1 049	5	(D)	(D)
533	Limited price variety stores -----	2	(D)	(D)	(D)	3	(D)	(D)
539	Miscellaneous general merchandise stores -----	3	(D)	(D)	(D)	1	(D)	(D)
54	Food stores -----	9	1 682	166	59	12	1 934	155
55 ex. 554	Automotive dealers -----	13	15 867	1 645	302	13	9 959	1 319
55 pt. (554)	Gasoline service stations -----	8	(D)	(D)	(D)	8	(D)	(D)
56	Apparel, accessory stores -----	41	5 709	951	285	41	6 464	879
561, 567	Men's, boys' apparel stores, custom tailors -----	15	1 463	247	65	15	1 514	233
562-3, 568	Women's clothing, specialty stores -----	11	2 722	472	139	10-	(D)	(D)
562	Women's ready-to-wear stores ³ -----	6	2 362	437	126	8	2 907	390
565	Family clothing stores ³ -----	4	(D)	(D)	(D)	3	256	41
566	Shoe stores -----	10	1 073	142	54	11	1 332	163
564, 569	Other apparel, accessory stores -----	1	(D)	(D)	(D)	2	(D)	(D)
57	Furniture, home furnishings, equipment stores -----	17	4 602	822	170	21	8 682	1 266
5712	Furniture stores -----	11	3 493	543	112	11	(D)	(D)
5713-15, 19	Other home furnishings stores -----	-	-	-	-	1	(D)	(D)
572, 573	Household appliance, radio, television, music stores -----	6	1 109	279	58	9	6 319	894
58	Eating, drinking places -----	50	2 415	357	229	49	2 174	381
5812	Eating places -----	47	2 318	348	221	44	1 969	351
5813	Drinking places (alcoholic beverages) -----	3	97	9	8	5	205	30
59 pt. (591)	Drug stores, proprietary stores -----	3	1 562	204	73	5	1 710	228
59 ex. 591	Other retail stores ⁴ -----	30	3 804	514	154	29	3 828	541
592	Liquor stores -----	1	(D)	(D)	(D)	1	(D)	(D)
594	Book, stationery stores -----	2	(D)	(D)	(D)	3	148	23
595	Sporting goods stores, bicycle shops -----	1	(D)	(D)	(D)	-	-	-
597	Jewelry stores -----	5	957	132	44	8	(D)	(D)
5992	Florists -----	4	235	39	16	4	197	27
5996	Camera, photographic supply stores -----	1	(D)	(D)	(D)	1	(D)	(D)
SELECTED SERVICES								
7011	Hotels, motels -----	3	(D)	(D)	(D)	2	(D)	(D)
783	Motion picture theaters -----	4	427	136	64	3	401	92

Standard Notes: - Represents zero. (D) Withheld to avoid disclosure. (NA) Not available.

¹1958 group totals for SIC 53 and 56 may include data for "nonemployer" establishments which could not be classified and tabulated by detailed kinds of business.²Excludes nonstore retailers (i.e., mail order, direct selling, merchandise vending machine operators) part of SIC 53.³1958 data limited to "employer" establishments.⁴Includes data for those kinds of business in SIC 59 (ex. 591) not covered in any of the lines below.

TABLE 2. The City: 1963 and 1958

SIC code	Kind of business	1963				1958 ¹		
		Estab-lish-ments	Sales	Payroll, entire year	Paid employees, workweek ended nearest Nov. 15	Estab-lish-ments	Sales	Payroll, entire year
		(number)	(\$1,000)	(\$1,000)	(number)	(number)	(\$1,000)	(\$1,000)
	RETAIL STORES							
	Total ² -----	844	168 275	19 452	6 294	851	131 853	15 910
52	Lumber, building materials, hardware, farm equip-ment dealers -----	24	7 665	654	152	25	3 291	465
5251	Hardware stores -----	8	655	131	35	10	847	153
52 ex. 5251	Other -----	16	7 010	523	117	15	2 444	312
53 part ³	General merchandise group stores ² -----	33	34 773	4 842	1 797	29	19 330	2 846
531	Department stores -----	7	29 472	4 013	1 481	(NA)	(NA)	(NA)
533	Limited price variety stores -----	10	3 517	599	237	10	5 076	818
539	Miscellaneous general merchandise stores -----	16	1 784	230	79	(NA)	(NA)	(NA)
54	Food stores -----	166	35 472	2 429	915	198	30 542	1 932
55 ex. 554	Automotive dealers -----	50	33 386	3 511	690	48	22 367	2 708
55 pt. (554)	Gasoline service stations -----	102	9 244	906	272	115	9 264	836
56	Apparel, accessory stores -----	75	10 579	1 570	511	71	10 736	1 388
561, 567	Men's, boys' apparel stores, custom tailors -----	28	2 774	452	132	22	2 283	345
562-3, 568	Women's clothing, specialty stores -----	16	3 982	589	190	15	4 288	538
562	Women's ready-to-wear stores ³ -----	10	3 590	551	176	12	4 018	507
565	Family clothing stores ³ -----	12	(D)	(D)	(D)	10	911	120
566	Shoe stores -----	16	2 340	283	100	17	2 859	349
564, 569	Other apparel, accessory stores -----	3	(D)	(D)	(D)	3	347	36
57	Furniture, home furnishings, equipment stores -----	70	9 948	1 612	353	68	12 895	1 949
5712	Furniture stores -----	39	5 837	908	208	(NA)	(NA)	(NA)
5713-15, 19	Other home furnishings stores -----	9	355	35	9	(NA)	(NA)	(NA)
572, 573	Household appliance, radio, television, music stores -----	22	3 756	669	136	23	7 915	1 140
58	Eating, drinking places -----	189	8 588	1 578	870	185	7 034	1 215
5812	Eating places -----	174	8 028	1 519	819	169	6 462	1 137
5813	Drinking places (alcoholic beverages) -----	15	560	59	51	16	572	78
59 pt. (591)	Drug stores, proprietary stores -----	31	5 713	915	338	33	4 675	685
59 ex. 591	Other retail stores ⁴ -----	104	12 907	1 435	396	79	11 719	1 166
592	Liquor stores -----	11	5 114	290	49	7	4 048	146
594	Book, stationery stores -----	4	(D)	(D)	(D)	6	(D)	(D)
595	Sporting goods stores, bicycle shops -----	6	426	56	(D)	1	(D)	(D)
597	Jewelry stores -----	11	1 328	171	62	10	1 661	238
5992	Florists -----	8	352	55	20	(NA)	(NA)	(NA)
5996	Camera, photographic supply stores -----	1	(D)	(D)	(D)	(NA)	(NA)	(NA)
	SELECTED SERVICES							
7011	Hotels, motels -----	21	1 218	(NA)	(NA)	23	837	246
783	Motion picture theaters -----	9	702	237	112	8	935	204

Standard Notes: - Represents zero. (D) Withheld to avoid disclosure. (NA) Not available.

¹1958 group totals for SIC 53 and 56 may include data for "nonemployer" establishments which could not be classified and tabulated by detailed kinds of business.

²Excludes nonstore retailers (i.e., mail order, direct selling, merchandise vending machine operators) part of SIC 53.

³1958 data limited to "employer" establishments.

⁴Includes data for those kinds of business in SIC 59 (ex. 591) not covered in any of the lines below.

TABLE 3. The Standard Metropolitan Statistical Area: 1963 and 1958

SIC code	Kind of business	1963				1958 ¹		
		Estab- lish- ments	Sales	Payroll, entire year	Paid employees, workweek ended nearest Nov. 15	Estab- lish- ments	Sales	Payroll, entire year
		(number)	(\$1,000)	(\$1,000)	(number)	(number)	(\$1,000)	(\$1,000)
	RETAIL STORES							
	Total ² -----	1 479	279 889	30 216	9 717	1 488	208 175	22 749
52	Lumber, building materials, hardware, farm equip- ment dealers -----	58	12 567	1 218	272	54	7 075	885
5251	Hardware stores -----	21	1 269	184	51	23	1 563	221
52 ex. 5251	Other -----	37	11 298	1 034	221	31	5 512	664
53 part ²	General merchandise group stores ² -----	53	54 998	6 147	2 299	55	22 866	3 262
531	Department stores -----	11	46 601	4 850	1 790	6	12 070	1 809
533	Limited price variety stores -----	19	6 120	998	410	18	6 475	1 026
539	Miscellaneous general merchandise stores -----	23	2 277	299	99	(NA)	(NA)	(NA)
54	Food stores -----	307	64 475	4 363	1 586	340	54 306	3 640
55 ex. 554	Automotive dealers -----	100	57 422	5 694	1 120	88	39 851	4 413
55 pt. (554)	Gasoline service stations -----	198	17 792	1 736	551	216	16 743	1 496
56	Apparel, accessory stores -----	113	13 968	1 995	671	119	13 968	1 775
561, 567	Men's, boys' apparel stores, custom tailors -----	37	3 639	582	168	35	3 193	468
562-3, 568	Women's clothing, specialty stores -----	30	4 895	680	234	29	4 999	635
562	Women's ready-to-wear stores ³ -----	20	4 204	606	206	22	4 638	592
565	Family clothing stores ³ -----	17	1 790	299	108	15	1 854	221
566	Shoe stores -----	25	3 173	385	138	23	3 211	390
564, 569	Other apparel, accessory stores -----	4	471	49	23	7	595	61
57	Furniture, home furnishings, equipment stores -----	110	14 536	2 382	535	109	16 823	2 599
5712	Furniture stores -----	55	8 248	1 313	306	52	6 184	1 020
5713-15, 19	Other home furnishings stores -----	13	712	96	19	13	881	110
572, 573	Household appliance, radio, television, music stores -----	42	5 576	973	210	44	9 758	1 469
58	Eating, drinking places -----	306	15 316	2 925	1 520	318	11 858	2 022
5812	Eating places -----	267	13 878	2 758	1 407	279	10 670	1 894
5813	Drinking places (alcoholic beverages) -----	39	1 438	167	113	39	1 188	128
59 pt. (591)	Drug stores, proprietary stores -----	59	9 292	1 542	553	57	7 524	1 103
59 ex. 591	Other retail stores ⁴ -----	175	19 523	2 214	610	132	17 161	1 554
592	Liquor stores -----	20	8 045	(0)	(0)	12	6 711	234
594	Book, stationery stores -----	6	227	30	10	7	210	25
595	Sporting goods stores, bicycle shops -----	10	628	78	16	5	271	(0)
597	Jewelry stores -----	19	1 695	240	86	14	1 880	267
5992	Florists -----	12	589	100	41	10	430	61
5996	Camera, photographic supply stores -----	3	609	64	17	2	(0)	(0)
	SELECTED SERVICES							
7011	Hotels, motels -----	49	3 784	1 084	463	34	2 279	752
783	Motion picture theaters -----	17	1 040	333	162	19	1 342	293

Standard Notes: - Represents zero. (D) Withheld to avoid disclosure. (NA) Not available.

¹1958 group totals for SIC 53 and 56 may include data for "nonemployer" establishments which could not be classified and tabulated by detailed kinds of business.

²Excludes nonstore retailers (i.e., mail order, direct selling, merchandise vending machine operators) part of SIC 53.

³1958 data limited to "employer" establishments.

⁴Includes data for those kinds of business in SIC 59 (ex. 591) not covered in any of the lines below.

TABLE 4. CBD, City, SMSA—Sales Comparisons: 1958 and 1963

SIC code	Kind of business	Percent change in sales			Percent distribution of sales					
		Central business district	City	Standard metropolitan statistical area	Central business district		City		Standard metropolitan statistical area	
					1963	1958	1963	1958	1963	1958
	RETAIL STORES									
	Total ² -----	24.0	27.6	34.4	100.0	100.0	100.0	100.0	100.0	100.0
52	Lumber, building materials, hardware, farm equipment dealers -----	(D)	132.9	77.6	(D)	(D)	4.6	2.5	4.5	3.4
5251	Hardware stores -----	-	-22.7	-18.8	-	-	0.4	0.6	0.5	0.8
52 ex. 5251	Other -----	(D)	186.8	105.0	(D)	(D)	4.2	1.9	4.0	2.6
53 part ²	General merchandise group stores ^{1,2} -----	77.8	79.9	140.5	40.8	28.5	20.7	14.7	19.6	11.0
531	Department stores -----	(D)	(NA)	286.1	36.7	(D)	17.5	(NA)	16.6	5.8
533	Limited price variety stores -----	(D)	-30.7	-5.5	(D)	(D)	2.1	3.8	2.2	3.1
539	Miscellaneous general merchandise stores -----	(D)	(NA)	(NA)	(D)	(D)	1.1	(NA)	0.8	(NA)
54	Food stores -----	-13.0	16.1	18.7	2.7	3.9	21.1	23.2	23.0	26.1
55 ex. 554	Automotive dealers -----	59.3	49.3	44.1	25.7	20.0	19.8	17.0	20.5	19.1
55 pt. (554)	Gasoline service stations -----	(D)	-0.2	6.3	(D)	(D)	5.5	7.0	6.4	8.0
56	Apparel, accessory stores ¹ -----	-11.7	-1.5	0.0	9.2	13.0	6.3	8.1	5.0	6.7
561, 567	Men's, boys' apparel stores, custom tailors -----	-3.4	21.5	14.0	2.4	3.0	1.6	1.7	1.3	1.5
562-3, 568	Women's clothing, specialty stores -----	(D)	-7.1	-2.1	4.4	(D)	2.4	3.3	1.7	2.4
562	Women's ready-to-wear stores ³ -----	-18.8	-10.7	-9.4	3.8	5.8	2.1	3.0	1.5	2.2
565	Family clothing stores ³ -----	(D)	(D)	-3.5	(D)	0.5	(D)	0.7	0.6	0.9
566	Shoe stores -----	-19.5	-18.2	-1.2	1.7	2.7	1.4	2.2	1.1	1.5
564, 569	Other apparel, accessory stores -----	(D)	(D)	-20.9	(D)	(D)	(D)	0.3	0.2	0.3
57	Furniture, home furnishings, equipment stores -----	-47.0	-22.9	-13.6	7.4	17.4	5.9	9.8	5.2	8.1
5712	Furniture stores -----	(D)	(NA)	33.4	5.6	(D)	3.5	(NA)	2.9	3.0
5713-15, 19	Other home furnishings stores -----	(D)	(NA)	-19.2	-	(D)	0.2	(NA)	0.3	0.4
572, 573	Household appliance, radio, television, music stores -----	-82.5	-52.6	-42.9	1.8	12.7	2.2	6.0	2.0	4.7
58	Eating, drinking places -----	11.1	22.1	29.2	3.9	4.4	5.1	5.3	5.5	5.7
5812	Eating places -----	17.7	24.2	30.1	3.7	3.9	4.8	4.9	5.0	5.1
5813	Drinking places (alcoholic beverages) -----	-52.7	-2.1	21.0	0.2	0.4	0.3	0.4	0.5	0.6
59 pt. (591)	Drug stores, proprietary stores -----	-8.7	22.2	23.5	2.5	3.4	3.4	3.5	3.3	3.6
59 ex. 591	Other retail stores ⁴ -----	-0.6	10.1	13.8	6.2	7.7	7.7	8.9	7.0	8.2
592	Liquor stores -----	(D)	26.3	19.9	(D)	(D)	3.0	3.1	2.9	3.2
594	Book, stationery stores -----	(D)	(D)	8.1	(D)	0.3	(D)	(D)	0.1	0.1
595	Sporting goods stores, bicycle shops -----	(D)	(D)	131.7	(D)	-	0.3	(D)	0.2	0.1
597	Jewelry stores -----	(D)	-20.1	-9.9	1.5	(D)	0.8	1.3	0.6	0.9
5992	Florists -----	19.3	(NA)	37.0	0.4	0.4	0.2	(NA)	0.2	0.2
5996	Camera, photographic supply stores -----	(D)	(NA)	(D)	(D)	(D)	(D)	(NA)	0.2	(D)
	SELECTED SERVICES									
7011	Hotels, motels -----	(D)	45.5	66.0	(X)	(X)	(X)	(X)	(X)	(X)
783	Motion picture theaters -----	6.5	-24.9	-22.5	(X)	(X)	(X)	(X)	(X)	(X)

Standard Notes: - Represents zero. (D) Withheld to avoid disclosure. (NA) Not available. (X) Not applicable. (-) Minus sign before number denotes decrease.
¹1958 group totals for SIC 53 and 56 may include data for "nonemployer" establishments which could not be classified and tabulated by detailed kinds of business.
²Excludes nonstore retailers (i.e., mail order, direct selling, merchandise vending machine operators) part of SIC 53.
³1958 data limited to "employer" establishments.
⁴Includes data for those kinds of business in SIC 59 (ex. 591) not covered in any of the lines below.

TABLE 5. CBD Sales as Percent of City and SMSA Sales: 1963 and 1958

SIC code	Kind of business	Central business district sales as—			
		Percent of city sales		Percent of standard metropolitan statistical area sales	
		1963	1958	1963	1958
	RETAIL STORES				
	Total ² -----	36.8	37.8	22.1	24.0
52	Lumber, building materials, hardware, farm equipment dealers -----	(D)	(D)	(D)	(D)
5251	Hardware stores -----	(D)	(D)	(D)	(D)
52 ex. 5251	Other -----	(D)	(D)	(D)	(D)
53 part ²	General merchandise group stores ^{1,2} -----	72.6	73.5	45.9	62.1
531	Department stores -----	77.0	(D)	48.7	(D)
533	Limited price variety stores -----	(D)	(D)	(D)	(D)
539	Miscellaneous general merchandise stores -----	(D)	(D)	(D)	(D)
54	Food stores -----	4.7	6.3	2.6	3.6
55 ex. 554	Automotive dealers -----	47.5	44.5	27.6	25.0
55 pt. (554)	Gasoline service stations -----	(D)	(D)	(D)	(D)
56	Apparel, accessory stores ¹ -----	54.0	60.2	40.9	46.3
561, 567	Men's, boys' apparel stores, custom tailors -----	52.7	66.3	40.2	47.4
562-3, 568	Women's clothing, specialty stores -----	68.4	(D)	55.6	(D)
562	Women's ready-to-wear stores ³ -----	65.8	72.3	56.2	62.7
565	Family clothing stores ³ -----	(D)	28.1	(D)	13.8
566	Shoe stores -----	45.9	46.6	33.8	41.5
564, 569	Other apparel, accessory stores -----	(D)	(D)	(D)	(D)
57	Furniture, home furnishings, equipment stores -----	46.3	67.3	31.7	51.6
5712	Furniture stores -----	59.8	(D)	42.3	(D)
5713-15, 19	Other home furnishings stores -----	-	(D)	-	(D)
572, 573	Household appliance, radio, television, music stores -----	29.5	79.8	19.9	64.8
58	Eating, drinking places -----	28.1	30.9	15.8	18.3
5812	Eating places -----	28.9	30.5	16.7	18.5
5813	Drinking places (alcoholic beverages) -----	17.3	35.8	6.7	17.3
59 pt. (591)	Drug stores, proprietary stores -----	27.3	36.6	16.8	22.7
59 ex. 591	Other retail stores ⁴ -----	29.5	32.7	19.5	22.3
592	Liquor stores -----	(D)	(D)	(D)	(D)
594	Book, stationery stores -----	(D)	(D)	(D)	70.5
595	Sporting goods stores, bicycle shops -----	(D)	-	(D)	-
597	Jewelry stores -----	72.1	(D)	56.5	(D)
5992	Florists -----	66.8	(NA)	39.9	45.8
5996	Camera, photographic supply stores -----	(D)	(D)	(D)	(D)
	SELECTED SERVICES				
7011	Hotels, motels -----	(D)	(D)	(D)	(D)
783	Motion picture theaters -----	60.8	42.9	41.1	29.9

Standard Notes: - Represents zero. (D) Withheld to avoid disclosure. (NA) Not available.

¹1958 group totals for SIC 53 and 56 may include data for "nonemployer" establishments which could not be classified and tabulated by detailed kinds of business.

²Excludes nonstore retailers (i.e., mail order, direct selling, merchandise vending machine operators) part of SIC 53.

³1958 data limited to "employer" establishments.

⁴Includes data for those kinds of business in SIC 59 (ex. 591) not covered in any of the lines below.

TABLE 6. Other Major Retail Centers in the SMSA: 1963

MRC No. 1. Includes the planned center known as "Riverside Plaza" on the 1000 and 1100 blocks of Mercury Blvd. (Hampton)

SIC code	Kind of business	Total	SIC code	Kind of business	Number of establishments
	Retail stores, total:				
	Number -----	14	55 ex. 554	Automotive Dealers -----	2
	Sales ----- \$1,000 --	9 530	55 pt. (554)	Gasoline service stations -----	1
54, 58, 591	Convenience goods stores:		56	Apparel, accessory stores -----	3
	Number -----	3	561, 567	Men's, boys' apparel stores, custom tailors -----	1
	Sales ----- \$1,000 --	1 921	562-3, 568	Women's clothing, specialty stores -----	1
53 part, 56, 57	Shopping goods stores:		562	Women's ready-to-wear stores -----	1
	Number -----	6	565	Family clothing stores -----	-
	Sales ----- \$1,000 --	3 612	566	Shoe stores -----	1
52, 55, 59 ex. 591	All other stores:		564, 569	Other apparel, accessory stores -----	-
	Number -----	5	57	Furniture, home furnishings, equipment stores -----	1
	Sales ----- \$1,000 --	3 997	5712	Furniture stores -----	-
		Number of establishments	5713-15, 19	Other home furnishings stores -----	-
			572, 573	Household appliance, radio, television, music stores -----	1
	Retail stores, total -----	14	58	Eating, drinking places -----	1
52	Lumber, building materials, hardware, farm equipment dealers -----	-	5812	Eating places -----	1
5251	Hardware stores -----	-	5813	Drinking places (alcoholic beverages) -----	-
52 ex. 5251	Other -----	-	59 pt. (591)	Drug stores, proprietary stores -----	1
53 part	General merchandise group stores -----	2	59 ex. 591	Other retail stores -----	2
531	Department stores -----	1	592	Liquor stores -----	1
533	Limited price variety stores -----	1	594	Book, stationery stores -----	-
539	Miscellaneous general merchandise stores -----	-	595	Sporting goods stores, bicycle shops -----	-
			597	Jewelry stores -----	-
			5992	Florists -----	-
54	Food stores -----	1	5996	Camera, photographic supply stores -----	-

MRC No. 2. Includes the establishments on Queen St. from Armistead Ave. to Eaton St. (Hampton)

SIC code	Kind of business	Total	SIC code	Kind of business	Number of establishments
	Retail stores, total:				
	Number -----	66	55 ex. 554	Automotive dealers -----	3
	Sales ----- \$1,000 --	6 659	55 pt. (554)	Gasoline service stations -----	1
54, 58, 591	Convenience goods stores:		56	Apparel, accessory stores -----	15
	Number -----	21	561, 567	Men's, boys' apparel stores, custom tailors -----	4
	Sales ----- \$1,000 --	1 346	562-3, 568	Women's clothing, specialty stores -----	3
53 part, 56, 57	Shopping goods stores:		562	Women's ready-to-wear stores -----	2
	Number -----	28	565	Family clothing stores -----	2
	Sales ----- \$1,000 --	4 171	566	Shoe stores -----	5
52, 55, 59 ex. 591	All other stores:		564, 569	Other apparel, accessory stores -----	1
	Number -----	17	57	Furniture, home furnishings, equipment stores -----	10
	Sales ----- \$1,000 --	1 142	5712	Furniture stores -----	5
		Number of establishments	5713-15, 19	Other home furnishings stores -----	-
			572, 573	Household appliance, radio, television, music stores -----	5
	Retail stores, total -----	66	58	Eating, drinking places -----	9
52	Lumber, building materials, hardware, farm equipment dealers -----	2	5812	Eating places -----	7
5251	Hardware stores -----	2	5813	Drinking places (alcoholic beverages) -----	2
52 ex. 5251	Other -----	-	59 pt. (591)	Drug stores, proprietary stores -----	4
53 part	General merchandise group stores -----	3	59 ex. 591	Other retail stores -----	12
531	Department stores -----	1	592	Liquor stores -----	-
533	Limited price variety stores -----	2	594	Book, stationery stores -----	1
539	Miscellaneous general merchandise stores -----	-	595	Sporting goods stores, bicycle shops -----	-
			597	Jewelry stores -----	3
			5992	Florists -----	2
54	Food stores -----	7	5996	Camera, photographic supply stores -----	1

Standard Notes: - Represents zero. (D) Withheld to avoid disclosure. (NA) Not available.

TABLE 6. Other Major Retail Centers in the SMSA: 1963—Continued

MRC No. 3. Includes the planned center known as "Newmarket Square" and establishments on Mercury Blvd. from Jefferson Ave. to Marshall Ave. and in the 6000 block of Jefferson Ave. (Newport News and Hampton)

SIC code	Kind of business	Total	SIC code	Kind of business	Number of establishments
	Retail stores, total:				
	Number -----	44	55 ex. 554	Automotive Dealers -----	2
	Sales ----- \$1,000--	15 865	55 pt. (554)	Gasoline service stations -----	3
54, 58, 591	Convenience goods stores:		56	Apparel, accessory stores -----	10
	Number -----	11	561, 567	Men's, boys' apparel stores, custom tailors -----	2
	Sales ----- \$1,000--	4 675	562-3, 568	Women's clothing, specialty stores -----	4
53 part, 56, 57	Shopping goods stores:		562	Women's ready-to-wear stores -----	3
	Number -----	19	565	Family clothing stores -----	-
	Sales ----- \$1,000--	8 618	566	Shoe stores -----	2
52, 55, 59 ex. 591	All other stores:		564, 569	Other apparel, accessory stores -----	2
	Number -----	14	57	Furniture, home furnishings, equipment stores ----	4
	Sales ----- \$1,000--	2 572	5712	Furniture stores -----	2
		Number of estab- lishments	5713-15, 19	Other home furnishings stores -----	1
			572, 573	Household appliance, radio, television, music stores -----	1
	Retail stores, total -----	44	58	Eating, drinking places -----	6
52	Lumber, building materials, hardware, farm equip- ment dealers -----	2	5812	Eating places -----	6
5251	Hardware stores -----	1	5813	Drinking places (alcoholic beverages) -----	-
52 ex. 5251	Other -----	1	59 pt. (591)	Drug stores, proprietary stores -----	1
53 part	General merchandise group stores -----	5	59 ex. 591	Other retail stores -----	7
531	Department stores -----	2	592	Liquor stores -----	1
533	Limited price variety stores -----	2	594	Book, stationery stores -----	-
539	Miscellaneous general merchandise stores -----	1	595	Sporting goods stores, bicycle shops -----	1
			597	Jewelry stores -----	2
54	Food stores -----	4	5992	Florists -----	-
			5996	Camera, photographic supply stores -----	1

Norfolk-Portsmouth, Va., SMSA

CONTENTS

[Page numbers listed here omit the chapter prefix, 72-, which appears as part of number for each page]

	page
Standard Metropolitan Statistical Area Map	1
Charts on Retail Sales: 1963 and 1958	3
TABLE 1 The Central Business District: 1963 and 1958:	
A Norfolk	5
B Portsmouth	6
2 The City: 1963 and 1958:	
A Norfolk	7
B Portsmouth	8
3 The Standard Metropolitan Statistical Area: 1963 and 1958	9
4 CBD, City, SMSA—Sales Comparisons: 1958 and 1963:	
A Norfolk	10
B Portsmouth	11
5 CBD Sales as Percent of City and SMSA Sales: 1963 and 1958:	
A Norfolk	12
B Portsmouth	12
6 Other Major Retail Centers in the SMSA: 1963	13

First paragraph of faint text, starting with a capital letter.

Second paragraph of faint text, continuing the narrative or list.

Third paragraph of faint text, possibly containing a sub-section.

Fourth paragraph of faint text, appearing as a distinct block.

Fifth paragraph of faint text, continuing the main body.

Sixth paragraph of faint text, possibly a transition.

Seventh paragraph of faint text, starting with a new point.

Eighth paragraph of faint text, continuing the discussion.

Ninth paragraph of faint text, possibly a summary or conclusion.

Tenth paragraph of faint text, appearing as a final block.

Eleventh paragraph of faint text, continuing the text.

Twelfth paragraph of faint text, possibly a closing statement.

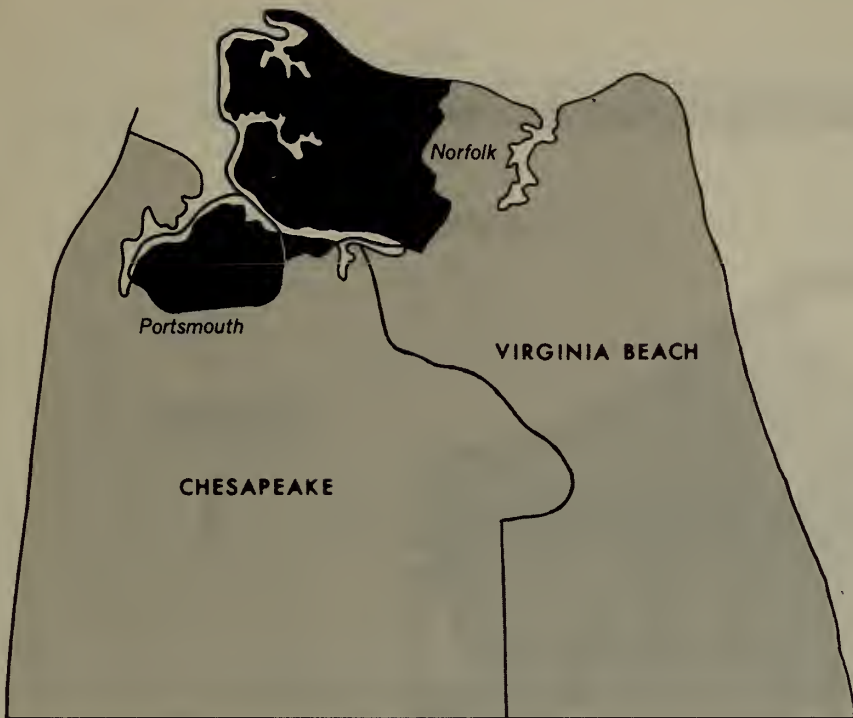
Thirteenth paragraph of faint text, continuing the text.

Fourteenth paragraph of faint text, possibly a final note.

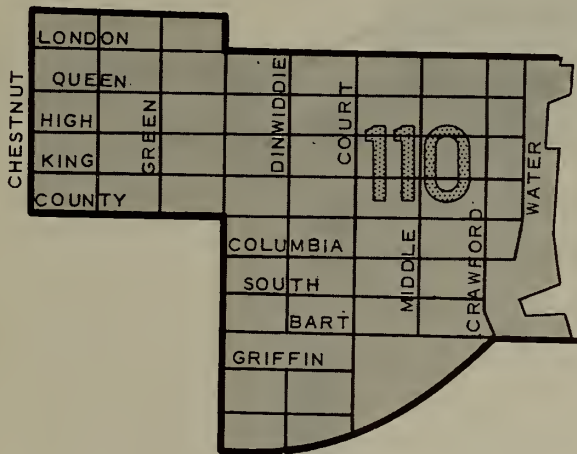

Fifteenth paragraph of faint text, appearing as the last block.

NORFOLK-PORTSMOUTH, VA.

Standard Metropolitan Statistical Area, Central Business District, and Major Retail Centers



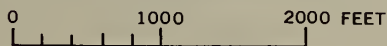
STANDARD METROPOLITAN
STATISTICAL AREA
& CENTRAL CITIES



PORTSMOUTH

**CENTRAL
BUSINESS
DISTRICT**

Comprising Census Tract 110



NORFOLK


**CENTRAL
BUSINESS
DISTRICT**

Comprising Census Tract 49




Norfolk-Portsmouth SMSA


Retail Sales: 1958 and 1963 IN MILLIONS OF DOLLARS



Norfolk




Percent Change in Sales, 1958-1963 by Types of Stores




1963 CENSUS OF BUSINESS, U.S. Department of Commerce, Bureau of the Census

Norfolk-Portsmouth SMSA


Retail Sales: 1958 and 1963 IN MILLIONS OF DOLLARS



Portsmouth



Percent Change in Sales, 1958-1963 by Types of Stores



1963 CENSUS OF BUSINESS, U.S. Department of Commerce, Bureau of the Census

TABLE 1. The Central Business District: 1963 and 1958

A. Norfolk

SIC code	Kind of business	1963				1958		
		Estab-lish-ments (number)	Sales (\$1,000)	Payroll, entire year (\$1,000)	Paid employees, workweek ended nearest Nov. 15 (number)	Estab-lish-ments ¹ (number)	Sales ¹ (\$1,000)	Payroll, entire year (\$1,000)
RETAIL STORES								
	TOTAL ²	380	83 252	14 604	5 597	581	92 274	14 822
52	LUMBER, BUILDING MATERIALS, HARDWARE, FARM EQUIPMENT DEALERS	3	(D)	(D)	(D)	10	2 520	338
5251	HARDWARE STORES	-	-	-	-	6	(D)	(D)
52 EX. 5251	OTHER	3	(D)	(D)	(D)	4	(D)	(D)
53 PART ²	GENERAL MERCHANDISE GROUP STORES ² . . .	11	20 910	4 005	1 632	15	23 301	4 222
531	DEPARTMENT STORES	7	17 419	3 379	1 389	7	18 489	3 446
533	LIMITED PRICE VARIETY STORES	3	(D)	(D)	(D)	4	4 303	705
539	MISCELLANEOUS GENERAL MERCHANDISE STORES	1	(D)	(D)	(D)	4	509	71
54	FOOD STORES	21	2 413	223	101	59	5 698	401
55 EX. 554	AUTOMOTIVE DEALERS	10	13 506	1 623	183	16	8 895	1 322
55 PT. (554)	GASOLINE SERVICE STATIONS	11	(D)	(D)	(D)	28	1 402	166
56	APPAREL, ACCESSORY STORES	96	18 507	3 328	1 952	126	19 933	3 180
561, 567	MEN'S, BOYS' APPAREL STORES, CUSTOM TAILORS	31	6 200	1 319	1 319	35	5 831	1 172
562-3, 568	WOMEN'S CLOTHING, SPECIALTY STORES . .	38	6 128	1 064	369	41	6 370	932
562	WOMEN'S READY-TO-WEAR STORES ³ . . .	23	5 418	963	323	30	5 555	800
565	FAMILY CLOTHING STORES ³	10	2 789	446	129	16	3 149	435
566	SHOE STORES	15	(D)	(D)	(D)	28	4 253	579
564, 569	OTHER APPAREL, ACCESSORY STORES . . .	2	(D)	(D)	(D)	6	330	62
57	FURNITURE, HOME FURNISHINGS, EQUIPMENT STORES	31	7 932	1 655	372	47	8 242	1 471
5712	FURNITURE STORES	16	5 552	1 069	248	27	5 693	962
5713-15, 19	OTHER HOME FURNISHING STORES	5	467	105	29	6	393	105
572, 573	HOUSEHOLD APPLIANCE, RADIO, TELE- VISION, MUSIC STORES	10	1 913	481	95	14	2 156	404
58	EATING, DRINKING PLACES	81	5 972	1 476	634	161	8 514	1 736
5812	EATING PLACES	61	4 370	1 038	459	112	5 761	1 232
5813	DRINKING PLACES (ALCOHOLIC BEVERAGES)	20	1 602	438	175	49	2 753	504
59 PT. (591)	DRUG STORES, PROPRIETARY STORES	8	1 698	313	133	8	1 341	240
59 EX. 591	OTHER RETAIL STORES ⁴	108	11 398	1 847	546	111	12 428	1 746
592	LIQUOR STORES	8	2 847	279	92	3	2 745	107
594	BOOK, STATIONERY STORES	7	422	44	19	5	318	61
595	SPORTING GOODS STORES, BICYCLE SHOPS	(NA)	(NA)	(NA)	(NA)	3	801	84
597	JEWELRY STORES	27	4 012	848	230	25	3 871	800
5992	FLORISTS	7	267	56	16	13	379	67
5996	CAMERA, PHOTOGRAPHIC SUPPLY STORES .	6	502	84	17	3	(D)	(D)
SELECTED SERVICES								
7011	HOTELS, MOTELS	14	3 463	1 250	705	20	1 983	669
783	MOTION PICTURE THEATERS	7	796	218	92	9	1 291	267

Standard Notes: - Represents zero. (D) Withheld to avoid disclosure. (NA) Not available.

¹1958 group totals for SIC 53 and 56 may include data for "nonemployer" establishments which could not be classified and tabulated by detailed kinds of business.

²Excludes nonstore retailers (i.e., mail order, direct selling, merchandise vending machine operators) part of SIC 53.

³1958 data limited to "employer" establishments.

⁴Includes data for those kinds of business in SIC 59 (ex. 591) not covered in any of the lines below.

TABLE 1. The Central Business District: 1963 and 1958—Continued

B. Portsmouth

SIC code	Kind of business	1963				1958		
		Estab- lish- ments (number)	Sales (\$1,000)	Payroll, entire year (\$1,000)	Paid employees, workweek ended nearest Nov. 15 (number)	Estab- lish- ments ¹ (number)	Sales ¹ (\$1,000)	Payroll, entire year (\$1,000)
	RETAIL STORES							
	TOTAL ²	156	22 897	3 800	1 224	193	27 261	4 203
52	LUMBER; BUILDING MATERIALS; HARDWARE; FARM EQUIPMENT DEALERS	4	876	202	46	7	1 359	232
5251	HARDWARE STORES	3	(D)	(D)	(D)	6	(D)	(D)
52 EX. 5251	OTHER	1	(D)	(D)	(D)	1	(D)	(D)
53 PART ²	GENERAL MERCHANDISE GROUP STORES ²	6	3 907	659	247	7	5 971	1 023
531	DEPARTMENT STORES	1	(D)	(D)	-	3	3 585	625
533	LIMITED PRICE VARIETY STORES	3	1 576	324	121	4	2 386	398
539	MISCELLANEOUS GENERAL MERCHANDISE STORES	2	(D)	(D)	(D)	-	-	-
54	FOOD STORES	10	1 025	125	43	15	1 498	131
55 EX. 554	AUTOMOTIVE DEALERS	1	(D)	(D)	(D)	2	(D)	(D)
55 PT. (554)	GASOLINE SERVICE STATIONS	2	(D)	(D)	(D)	5	(D)	(D)
56	APPAREL; ACCESSORY STORES	32	5 219	961	328	46	6 136	1 041
561; 567	MEN'S; BOYS' APPAREL STORES; CUSTOM TAILORS	10	1 063	192	59	16	1 805	306
562-3; 568	WOMEN'S CLOTHING; SPECIALTY STORES . . .	11	2 964	523	195	16	3 273	533
562	WOMEN'S READY-TO-WEAR STORES ³	8	2 428	448	155	(NA)	(NA)	(NA)
565	FAMILY CLOTHING STORES ³	2	(D)	(D)	(D)	2	(D)	(D)
566	SHOE STORES	7	609	94	35	9	1 123	149
564; 569	OTHER APPAREL; ACCESSORY STORES	2	(D)	(D)	(D)	2	(D)	(D)
57	FURNITURE; HOME FURNISHINGS; EQUIPMENT STORES	17	4 542	763	176	23	4 663	863
5712	FURNITURE STORES	13	3 646	554	120	14	2 933	484
5713-15; 19	OTHER HOME FURNISHINGS STORES	2	(D)	(D)	(D)	2	(D)	(D)
572; 573	HOUSEHOLD APPLIANCE; RADIO; TELE- VISION; MUSIC STORES	2	(D)	(D)	(D)	7	(D)	(D)
58	EATING; DRINKING PLACES	46	1 562	391	204	45	1 827	311
5812	EATING PLACES	28	1 009	274	126	27	1 306	217
5813	DRINKING PLACES (ALCOHOLIC BEVERAGES)	18	553	117	78	16	521	94
59 PT. (591)	DRUG STORES; PROPRIETARY STORES	5	784	87	33	6	1 224	219
59 EX. 591	OTHER RETAIL STORES ⁴	33	2 754	384	107	37	3 528	338
592	LIQUOR STORES	2	(D)	(D)	(D)	2	(D)	(D)
594	BOOK STATIONERY STORES	1	(D)	(D)	(D)	1	(D)	(D)
595	SPORTING GOODS STORES; BICYCLE SHOPS	1	(D)	(D)	(D)	1	(D)	(D)
597	JEWELRY STORES	8	437	79	34	6	556	91
5992	FLORISTS	3	119	27	10	2	(D)	(D)
5996	CAMERA; PHOTOGRAPHIC SUPPLY STORES . .	-	-	-	-	-	-	-
	SELECTED SERVICES							
7011	HOTELS; MOTELS	-	(D)	(D)	(D)	2	(D)	(D)
783	MOTION PICTURE THEATERS	3	(D)	(D)	(D)	3	(D)	(D)

Standard Notes: - Represents zero. (D) Withheld to avoid disclosure. (NA) Not available.

¹1958 group totals for SIC 53 and 56 may include data for "nonemployer" establishments which could not be classified and tabulated by detailed kinds of business.²Excludes nonstore retailers (i.e., mail order, direct selling, merchandise vending machine operators) part of SIC 53.³1958 data limited to "employer" establishments.⁴Includes data for those kinds of businesses in SIC 59 (ex. 591) not covered in any of the lines below.

TABLE 2. The City: 1963 and 1958
A. Norfolk

SIC code	Kind of business	1963				1958		
		Estab- lish- ments (number)	Sales (\$1,000)	Payroll, entire year (\$1,000)	Paid employees, workweek ended nearest Nov. 15 (number)	Estab- lish- ments ¹ (number)	Sales ¹ (\$1,000)	Payroll, entire year (\$1,000)
	RETAIL STORES							
	TOTAL ²	1 927	408 770	53 106	17 223	2 270	358 611	44 304
52	LUMBER, BUILDING MATERIALS, HARDWARE, FARM EQUIPMENT DEALERS	60	9 626	1 134	363	92	12 268	1 546
5251	HARDWARE STORES	25	(D)	(D)	(D)	48	2 951	311
52 EX. 5251	OTHER	35	(D)	(D)	(D)	44	9 317	1 235
53 PART ²	GENERAL MERCHANDISE GROUP STORES ² . . .	54	65 871	9 919	3 785	74	50 848	8 253
531	DEPARTMENT STORES	15	54 688	8 086	3 063	12	40 126	6 696
533	LIMITED PRICE VARIETY STORES	20	8 518	1 407	580	23	8 489	1 305
539	MISCELLANEOUS GENERAL MERCHANDISE STORES	19	2 665	426	142	31	(D)	252
54	FOOD STORES	341	87 047	6 733	2 603	488	91 465	6 363
55 EX. 554	AUTOMOTIVE DEALERS	130	87 058	9 431	1 845	111	55 559	6 457
55 PT. (554)	GASOLINE SERVICE STATIONS	223	19 229	2 242	659	241	18 107	1 876
56	APPAREL, ACCESSORY STORES	190	36 008	6 010	1 871	222	31 953	4 867
561, 567	MEN'S, BOYS' APPAREL STORES, CUSTOM TAILORS	55	11 705	2 476	613	65	9 223	1 797
562-3, 568	WOMEN'S CLOTHING, SPECIALTY STORES . .	60	11 138	1 701	659	72	9 246	1 249
562	WOMEN'S READY-TO-WEAR STORES ³ . . .	41	9 484	1 511	547	53	(D)	(D)
565	FAMILY CLOTHING STORES ³	24	5 721	820	282	26	4 384	547
566	SHOE STORES	39	6 517	929	278	40	7 831	1 102
564, 569	OTHER APPAREL, ACCESSORY STORES . . .	12	927	84	39	17	1 259	172
57	FURNITURE, HOME FURNISHINGS, EQUIP- MENT STORES	139	24 901	4 388	985	167	24 378	4 077
5712	FURNITURE STORES	88	16 986	2 896	629	61	12 040	1 924
5713-15, 19	OTHER HOME FURNISHINGS STORES					26	2 244	462
572, 573	HOUSEHOLD APPLIANCE, RADIO, TELE- VISION, MUSIC STORES					51	7 915	1 492
58	EATING, DRINKING PLACES	412	28 276	6 417	2 952	492	25 405	5 031
5812	EATING PLACES	326	23 148	5 316	2 485	401	20 457	4 211
5813	DRINKING PLACES (ALCOHOLIC BEVERAGES)	86	5 128	1 101	467	91	4 948	820
59 PT. (591)	DRUG STORES, PROPRIETARY STORES	79	13 298	2 155	814	86	12 898	2 080
59 EX. 591	OTHER RETAIL STORES ⁴	299	37 456	4 677	1 346	297	35 730	3 754
592	LIQUOR STORES	27	12 915	932	248	16	11 731	426
594	BOOK, STATIONERY STORES	9	469	58	25	9	(D)	74
595	SPORTING GOODS STORES, BICYCLE SHOPS	7	650	90	24	9	1 148	119
597	JEWELRY STORES	37	4 830	941	267	37	4 622	944
5992	FLORISTS	(NA)	(NA)	(NA)	(NA)	39	1 167	183
5996	CAMERA, PHOTOGRAPHIC SUPPLY STORES .	(NA)	(NA)	(NA)	(NA)	5	1 005	106
	SELECTED SERVICES							
7011	HOTELS, MOTELS	60	5 969	1 716	1 029	45	2 483	802
783	MOTION PICTURE THEATERS	24	2 402	677	278	25	2 608	557

Standard Notes: - Represents zero. (D) Withheld to avoid disclosure. (NA) Not available.

¹1958 group totals for SIC 53 and 56 may include data for "nonemployer" establishments which could not be classified and tabulated by detailed kinds of business.

²Excludes nonstore retailers (i.e., mail order, direct selling, merchandise vending machine operators) part of SIC 53.

³1958 data limited to "employer" establishments.

⁴Includes data for those kinds of business in SIC 59 (ex. 591) not covered in any of the lines below.

TABLE 2. The City: 1963 and 1958—Continued

B. Portsmouth

SIC code	Kind of business	1963				1958		
		Estab- lish- ments (number)	Sales (\$1,000)	Payroll, entire year (\$1,000)	Paid employees, workweek ended nearest Nov. 15 (number)	Estab- lish- ments ¹ (number)	Sales ¹ (\$1,000)	Payroll, entire year (\$1,000)
	RETAIL STORES							
	TOTAL ²	712	127 958	15 065	5 115	795	102 444	11 354
52	LUMBER, BUILDING MATERIALS, HARDWARE, FARM EQUIPMENT DEALERS.	24	6 783	1 034	249	21	3 967	634
5251	HARDWARE STORES.	10	1 581	326	80	12	1 966	306
52 EX. 5251	OTHER.	14	5 202	708	169	9	2 001	298
53 PART ²	GENERAL MERCHANDISE GROUP STORES ² . . .	27	16 926	2 422	970	22	13 015	1 928
531	DEPARTMENT STORES.	4	11 691	1 623	624	4	9 455	1 412
533	LIMITED PRICE VARIETY STORES.	9	4 070	668	283	10	3 130	484
539	MISCELLANEOUS GENERAL MERCHANDISE STORES.	14	1 165	131	63	6	386	32
54	FOOD STORES.	146	32 831	2 191	931	210	28 677	1 752
55 EX. 554	AUTOMOTIVE DEALERS.	45	24 906	2 560	539	48	15 749	1 747
55 PT. (554)	GASOLINE SERVICE STATIONS.	83	6 557	642	229	83	5 848	498
56	APPAREL, ACCESSORY STORES.	62	9 146	1 456	501	62	9 827	1 248
561, 567	MEN'S, BOYS' APPAREL STORES; CUSTOM TAILORS.	20	2 227	361	109	20	4 550	445
562-3, 568	WOMEN'S CLOTHING, SPECIALTY STORES. .	20	3 799	609	227	20	3 319	542
562	WOMEN'S READY-TO-WEAR STORES ³ . . .	15	3 127	524	183	17	3 267	(D)
565	FAMILY CLOTHING STORES ³	5	818	170	51	5	354	46
566	SHOE STORES.	14	2 021	275	96	14	(D)	207
564, 569	OTHER APPAREL, ACCESSORY STORES. . .	3	281	41	18	3	111	6
57	FURNITURE, HOME FURNISHINGS, EQUIPMENT STORES.	39	7 133	1 153	260	51	6 257	1 070
5712	FURNITURE STORES.	28	4 828	744	173	32	3 853	650
5713-15, 19	OTHER HOME FURNISHINGS STORES. . . . }	11	2 305	409	87	19	2 404	420
572, 573	HOUSEHOLD APPLIANCE, RADIO, TELE- VISION, MUSIC STORES.							
58	EATING, DRINKING PLACES.	150	7 754	1 614	784	140	5 418	1 021
5812	EATING PLACES.	112	6 308	1 338	623	102	4 021	816
5813	DRINKING PLACES (ALCOHOLIC BEVERAGES)	38	1 446	276	161	38	1 397	205
59 PT. (591)	DRUG STORES, PROPRIETARY STORES. . . .	29	4 999	760	291	23	2 830	(D)
59 EX. 591	OTHER RETAIL STORES ⁴	107	10 923	1 233	361	104	10 516	967
592	LIQUOR STORES.	7	4 385	280	42	4	3 176	131
594	BOOK, STATIONERY STORES.	1	(D)	(D)	(D)	1	(D)	(D)
595	SPORTING GOODS STORES, BICYCLE SHOPS	2	(D)	(D)	(D)	2	(D)	(D)
597	JEWELRY STORES.	10	(D)	(D)	(D)	8	584	91
5992	FLORISTS.	(NA)	(NA)	(NA)	(NA)	(NA)	(NA)	(NA)
5996	CAMERA, PHOTOGRAPHIC SUPPLY STORES .	(NA)	(NA)	(NA)	(NA)	(NA)	(NA)	(NA)
	SELECTED SERVICES							
7011	HOTELS, MOTELS.	5	471	113	44	10	606	186
783	MOTION PICTURE THEATERS.	8	440	161	81	3	542	128

Standard Notes: - Represents zero. (D) Withheld to avoid disclosure. (NA) Not available.

¹1958 group totals for SIC 53 and 56 may include data for "nonemployer" establishments which could not be classified and tabulated by detailed kinds of business.²Excludes nonstore retailers (i.e., mail order, direct selling, merchandise vending machine operators) part of SIC 53.³1958 data limited to "employer" establishments.⁴Includes data for those kinds of business in SIC 59 (ex. 591) not covered in any of the lines below.

TABLE 3. The Standard Metropolitan Statistical Area: 1963 and 1958

SIC code	Kind of business	1963				1958		
		Estab-lish-ments (number)	Sales (\$1,000)	Payroll, entire year (\$1,000)	Paid employees, workweek ended nearest Nov. 15 (number)	Estab-lish-ments ¹ (number)	Sales ¹ (\$1,000)	Payroll, entire year (\$1,000)
	RETAIL STORES							
	TOTAL ²	3 576	673 366	81 952	26 732	3 934	556 795	64 967
52	LUMBER, BUILDING MATERIALS, HARDWARE, FARM EQUIPMENT.	133	30 467	3 687	926	161	24 795	3 211
5251	HARDWARE STORES.	58	5 170	762	209	76	6 187	746
52 EX. 5251	OTHER.	75	25 297	2 925	717	85	18 508	2 465
53 PART ²	GENERAL MERCHANDISE GROUP STORES ²	110	99 966	13 304	5 122	139	66 686	10 422
531	DEPARTMENT STORES.	20	78 756	10 071	3 802	16	49 581	8 108
533	LIMITED PRICE VARIETY STORES.	42	16 343	2 594	1 083	43	13 015	1 964
539	MISCELLANEOUS GENERAL MERCHANDISE STORES.	48	4 867	639	237	54	4 090	350
54	FOOD STORES.	728	158 395	11 701	4 439	934	153 608	10 273
55 EX. 554	AUTOMOTIVE DEALERS.	226	130 350	13 846	2 821	202	85 571	9 685
55 PT.(554)	GASOLINE SERVICE STATIONS.	462	39 537	4 284	1 327	488	34 139	3 234
56	APPAREL, ACCESSORY STORES.	285	49 709	8 037	2 599	315	43 980	6 392
561; 567	MEN'S, BOYS' APPAREL STORES, CUSTOM TAILORS.	80	14 385	2 903	740	90	14 056	2 277
562-3; 568	WOMEN'S CLOTHING, SPECIALTY STORES.	97	17 589	2 644	1 050	105	13 878	1 965
562	WOMEN'S READY-TO-WEAR STORES ³	66	14 474	2 274	821	82	12 498	1 777
565	FAMILY CLOTHING STORES ³	31	6 871	1 025	340	34	4 918	616
566	SHOE STORES.	59	9 540	1 331	409	56	9 539	1 341
564; 569	OTHER APPAREL, ACCESSORY STORES.	18	1 324	(D)	(D)	26	(D)	193
57	FURNITURE, HOME FURNISHINGS, EQUIP- MENT STORES.	218	36 799	6 358	1 414	254	34 016	5 716
5712	FURNITURE STORES.	100	21 124	3 485	732	93	17 495	2 831
5713-15; 19	OTHER HOME FURNISHINGS STORES.	38	3 401	695	177	44	2 703	550
572; 573	HOUSEHOLD APPLIANCE, RADIO, TELE- VISION, MUSIC STORES.	80	12 274	2 178	505	117	13 818	2 335
58	EATING, DRINKING PLACES.	749	46 123	9 943	4 694	822	39 266	7 524
5812	EATING PLACES.	595	38 212	8 373	3 969	655	31 586	6 338
5813	DRINKING PLACES (ALCOHOLIC BEVERAGES)	154	7 911	1 570	725	167	7 680	1 186
59 PT.(591)	DRUG STORES, PROPRIETARY STORES.	137	23 717	3 815	1 393	143	20 490	3 223
59 EX. 591	OTHER RETAIL STORES ⁴	528	58 303	6 977	1 997	476	54 244	5 287
592	LIQUOR STORES.	42	21 177	1 459	335	25	18 769	687
594	BOOK, STATIONERY STORES.	12	581	67	31	11	630	117
595	SPORTING GOODS STORES, BICYCLE SHOPS	20	1 349	172	46	16	1 780	192
597	JEWELRY STORES.	49	5 605	1 064	316	47	5 282	1 049
5992	FLORISTS.	60	2 132	374	131	57	1 682	254
5996	CAMERA, PHOTOGRAPHIC SUPPLY STORES.	9	1 164	143	36	8	1 114	114
	SELECTED SERVICES							
7011	HOTELS, MOTELS.	168	11 382	2 938	1 359	105	5 762	1 823
783	MOTION PICTURE THEATERS.	37	3 190	924	419	37	3 836	847

Standard Notes: - Represents zero. (D) Withheld to avoid disclosure. (NA) Not available.

¹1958 group totals for SIC 53 and 56 may include data for "nonemployer" establishments which could not be classified and tabulated by detailed kinds of business.

²Excludes nonstore retailers (i.e., mail order, direct selling, merchandise vending machine operators) part of SIC 53.

³1958 data limited to "employer" establishments.

⁴Includes data for those kinds of business in SIC 59 (ex. 591) not covered in any of the lines below.

TABLE 4. CBD, City, SMSA—Sales Comparisons: 1958 and 1963

A. Norfolk

SIC code	Kind of business	Percent change in sales			Percent distribution of sales					
		Central business district	City	Standard metropolitan statistical area	Central business district		City		Standard metropolitan statistical area	
					1963	1958	1963	1958	1963	1958
	RETAIL STORES									
	TOTAL ²	-9.8	14.0	20.9	100.0	100.0	100.0	100.0	100.0	100.0
52	LUMBER, BUILDING MATERIALS, HARDWARE, FARM EQUIPMENT DEALERS	(D)	-21.5	22.9	(D)	2.7	2.4	3.4	4.5	4.4
5251	HARDWARE STORES	(D)	(D)	-16.4	(D)	(D)	(D)	0.8	0.8	1.1
52 EX. 5251	OTHER	(D)	(D)	36.7	(D)	(D)	(D)	2.6	3.7	3.3
53 PART ²	GENERAL MERCHANDISE GROUP STORES ²	-10.3	29.5	49.9	25.1	25.3	16.1	14.2	14.8	12.0
531	DEPARTMENT STORES	-5.8	36.3	58.8	20.9	20.0	13.4	11.2	11.7	8.9
533	LIMITED PRICE VARIETY STORES	(D)	.3	25.6	(D)	4.7	2.1	2.4	2.4	2.3
539	MISCELLANEOUS GENERAL MERCHANDISE STORES	(D)	(D)	19.0	(D)	0.6	.7	(D)	0.7	0.8
54	FOOD STORES	-57.7	-4.8	3.1	2.9	6.2	21.3	25.5	23.5	27.6
55 EX. 554	AUTOMOTIVE DEALERS	+51.8	56.7	52.3	16.2	9.6	21.3	15.5	19.4	15.4
55 PT. (554)	GASOLINE SERVICE STATIONS	(D)	6.2	15.8	(D)	1.5	4.7	5.0	5.9	6.1
56	APPAREL, ACCESSORY STORES	-7.2	12.7	13.0	22.2	21.6	8.8	8.9	7.4	7.9
561, 567	MEN'S, BOYS' APPAREL STORES, CUSTOM TAILORS	6.3	26.9	2.3	7.4	6.3	2.9	2.6	2.2	2.5
562-3, 568	WOMEN'S CLOTHING, SPECIALTY STORES	-3.8	20.5	26.7	7.4	6.9	2.7	2.6	2.6	2.5
562	WOMEN'S READY-TO-WEAR STORES ³	-2.5	(D)	15.8	6.5	6.0	2.3	(D)	2.1	2.2
565	FAMILY CLOTHING STORES	-11.4	30.5	39.7	3.4	3.4	1.4	1.2	1.0	0.9
566	SHOE STORES	(D)	-16.8	0.0	(D)	4.6	1.6	2.2	1.4	1.7
564, 569	OTHER APPAREL, ACCESSORY STORES	(D)	-26.4	(D)	(D)	0.4	0.2	0.3	0.2	(D)
57	FURNITURE, HOME FURNISHINGS, EQUIPMENT STORES	-3.8	2.1	8.2	9.5	8.9	6.1	6.8	5.5	6.1
5712	FURNITURE STORES	-2.5	18.9	20.7	6.7	6.2	4.2	3.4	3.1	3.1
5713-15, 19	OTHER HOME FURNISHING STORES	18.8		25.8	0.6	0.4		0.6	3.6	0.5
572, 573	HOUSEHOLD APPLIANCE, RADIO, TELEVISION, MUSIC STORES	-11.3	-21.6	-11.2	2.3	2.3	1.9	2.8	1.8	2.5
58	EATING, DRINKING PLACES	-29.9	11.3	17.5	7.2	9.2	6.9	7.1	6.0	7.1
5812	EATING PLACES	-24.1	13.2	21.0	5.2	6.2	5.7	5.7	5.7	5.7
5813	DRINKING PLACES (ALCOHOLIC BEVERAGES)	-41.8	3.6	3.0	1.9	3.0	1.2	1.4	1.2	1.4
59 PT. (591)	DRUG STORES, PROPRIETARY STORES	+26.6	3.1	15.7	2.0	1.5	3.2	3.6	3.5	3.7
59 EX. 591	OTHER RETAIL STORES ⁴	-8.3	4.8	7.5	13.7	13.5	9.2	10.0	8.7	9.7
592	LIQUOR STORES	3.7	10.1	12.8	3.4	3.0	3.2	3.3	3.1	3.4
594	BOOK, STATIONERY STORES	32.7	(D)	-7.8	0.5	0.3	0.1	(D)	0.1	1.1
595	SPORTING GOODS STORES, BICYCLE SHOPS	(D)	-43.4	-24.2	(NA)	0.9	0.2	0.3	0.2	0.3
597	JEWELRY STORES	+3.6	4.5	6.1	4.8	4.2	1.2	1.3	0.8	0.9
5992	FLORISTS	-29.6	(NA)	26.8	0.3	0.4	(NA)	0.3	0.3	0.3
5996	CAMERA, PHOTOGRAPHIC SUPPLY STORES	(D)	(NA)	4.5	0.6	(D)	(NA)	0.3	0.2	0.2
	SELECTED SERVICES									
7011	HOTELS, MOTELS	74.6	140.4	97.5	(NA)	(NA)	(NA)	(NA)	(NA)	(NA)
783	MOTION PICTURE THEATERS	-38.3	-74.0	-16.8	(NA)	(NA)	(NA)	(NA)	(NA)	(NA)

Standard Notes: - Represents zero. (D) Withheld to avoid disclosure. (NA) Not available.

²Excludes nonstore retailers (i.e., mail order, direct selling, merchandise vending machine operators) part of SIC 53.³1958 data limited to "employer" establishments.⁴Includes data for those kinds of business in SIC 59 (ex. 591) not covered in any of the lines below.

TABLE 4. CBD, City, SMSA—Sales Comparisons: 1958 and 1963—Continued

B. Portsmouth

SIC code	Kind of business	Percent change in sales			Percent distribution of sales					
		Central business district	City	Standard metropolitan statistical area	Central business district		City		Standard metropolitan statistical area	
					1963	1958	1963	1958	1963	1958
RETAIL STORES										
	TOTAL ²	-16.0	24.9	20.9	100.0	100.0	100.0	100.0	100.0	100.0
52	LUMBER, BUILDING MATERIALS, HARDWARE, FARM EQUIPMENT DEALERS	-35.5	71.0	22.9	3.8	5.0	5.3	3.9	4.5	4.4
5251	HARDWARE STORES	(D)	-19.6	-16.4	(D)	(D)	1.2	1.9	0.8	1.1
52 EX. 5251	OTHER	(D)	160.0	36.7	(D)	(D)	4.1	2.0	3.7	3.3
53 PART ²	GENERAL MERCHANDISE GROUP STORES ²	-34.6	30.0	49.9	17.1	21.9	13.2	12.7	14.8	12.0
531	DEPARTMENT STORES	(D)	23.6	58.8	(D)	13.2	9.1	9.2	11.7	8.9
533	LIMITED PRICE VARIETY STORES	-33.9	30.0	25.6	6.9	8.8	3.2	3.1	2.4	2.3
539	MISCELLANEOUS GENERAL MERCHANDISE STORES	(D)	201.8	19.0	(D)	-	.9	0.4	0.7	0.8
54	FOOD STORES	-31.6	14.5	3.1	4.5	5.5	25.7	28.0	23.5	27.6
55 EX. 554	AUTOMOTIVE DEALERS	(D)	58.1	52.3	(D)	(D)	19.5	15.4	19.4	15.4
55 PT. (554)	GASOLINE SERVICE STATIONS	(D)	12.1	15.8	(D)	(D)	5.1	5.7	5.9	6.1
56	APPAREL, ACCESSORY STORES	-14.9	-6.9	13.0	22.8	22.5	7.2	9.6	7.4	7.9
561, 567	MEN'S, BOYS' APPAREL STORES, CUSTOM TAILORS	-41.1	-51.1	2.3	4.6	6.6	1.7	4.4	2.2	2.5
562-3, 568	WOMEN'S CLOTHING, SPECIALTY STORES	-9.4	14.5	26.7	12.9	12.0	3.0	3.2	2.6	2.5
562	WOMEN'S READY-TO-WEAR STORES ³	(NA)	-4.3	15.8	10.6	(NA)	2.4	3.2	2.1	2.2
565	FAMILY CLOTHING STORES ³	(D)	131.1	39.7	(D)	(D)	0.6	0.3	1.0	0.9
566	SHOE STORES	-45.8	(D)	0.0	2.7	4.1	1.6	(D)	1.4	1.7
564, 569	OTHER APPAREL, ACCESSORY STORES	(D)	153.2	(D)	(D)	(D)	0.2	0.1	0.2	(D)
57	FURNITURE, HOME FURNISHINGS, EQUIPMENT STORES	-2.6	14.0	8.2	19.8	17.1	5.6	6.1	5.5	6.1
5712	FURNITURE STORES	24.3	(D)	20.7	15.9	10.8	(D)	(D)	(D)	3.1
5713-15, 19	OTHER HOME FURNISHINGS STORES	(D)	25.3	25.8	(D)	(D)	3.8	3.8	3.6	0.5
572, 573	HOUSEHOLD APPLIANCE, RADIO, TELEVISION, MUSIC STORES	(D)	-4.1	-11.2	(D)	(D)	1.8	2.3	1.8	2.5
58	EATING, DRINKING PLACES	-14.5	43.1	17.5	6.8	6.7	6.0	5.3	6.9	7.1
5812	EATING PLACES	-22.7	56.9	21.0	4.4	4.8	4.9	3.9	5.7	5.7
5813	DRINKING PLACES (ALCOHOLIC BEVERAGES)	6.1	3.5	3.0	2.4	1.9	1.1	1.4	1.2	1.4
59 PT. (591)	DRUG STORES, PROPRIETARY STORES	-35.9	76.6	15.7	3.4	4.5	3.9	2.8	3.5	3.7
59 EX. 591	OTHER RETAIL STORES ⁴	-21.9	3.9	7.5	12.0	12.9	8.5	10.3	8.7	9.7
592	LIQUOR STORES	(D)	38.1	12.8	(D)	(D)	3.4	3.1	3.1	3.4
594	BOOK, STATIONERY STORES	(D)	(D)	-7.8	(D)	(D)	(D)	(D)	(D)	1.1
595	SPORTING GOODS STORES, BICYCLE SHOPS	(D)	(D)	-24.2	(D)	(D)	(D)	(D)	(D)	0.2
597	JEWELRY STORES	-21.4	(D)	6.1	1.9	(D)	(D)	0.6	0.8	0.9
5992	FLORISTS	(D)	(NA)	26.8	0.5	(D)	(NA)	(NA)	0.3	0.3
5996	CAMERA, PHOTOGRAPHIC SUPPLY STORES	(NA)	(NA)	4.5	-	-	(NA)	(NA)	0.2	0.2
SELECTED SERVICES										
7011	HOTELS, MOTELS	(D)	-22.3	97.5	(NA)	(NA)	(NA)	(NA)	(NA)	(NA)
783	MOTION PICTURE THEATERS	(D)	-18.8	-16.8	(NA)	(NA)	(NA)	(NA)	(NA)	(NA)

Standard Notes: - Represents zero. (D) Withheld to avoid disclosure. (NA) Not available.

²Excludes nonstore retailers (i.e., mail order, direct selling, merchandise vending machine operators) part of SIC 53.

³1958 data limited to "employer" establishments.

⁴Includes data for those kinds of business in SIC 59 (ex. 591) not covered in any of the lines below.

TABLE 5. CBD Sales as Percent of City and SMSA Sales: 1963 and 1958

SIC code	Kind of business	Central business district sales as—							
		Percent of city sales		Percent of standard metropolitan statistical area sales		Percent of city sales		Percent of standard metropolitan statistical area sales	
		1963	1958	1963	1958	1963	1958	1963	1958
		NORFOLK				PORTSMOUTH			
	RETAIL STORES								
	TOTAL ²	20.4	25.7	12.4	16.6	17.9	26.6	3.4	4.9
52	LUMBER, BUILDING MATERIALS, HARDWARE, FARM EQUIPMENT DEALERS	(D)	20.5	(D)	10.2	12.9	34.3	2.9	5.5
5251	HARDWARE STORES	(D)	(D)	(D)	(D)	(D)	(D)	(D)	(D)
52 EX. 5251	OTHER	(D)	(D)	(D)	(D)	(D)	(D)	(D)	(D)
53 PART ²	GENERAL MERCHANDISE GROUP STORES ²	31.7	45.8	20.9	34.9	23.1	45.9	3.9	9.0
531	DEPARTMENT STORES	31.9	46.1	22.1	37.3	(D)	37.9	(D)	7.2
533	LIMITED PRICE VARIETY STORES	(D)	50.7	(D)	33.1	38.7	76.2	9.6	18.3
539	MISCELLANEOUS GENERAL MERCHANDISE STORES	(D)	(D)	(D)	14.1	(D)	-	(D)	-
54	FOOD STORES	2.8	6.2	1.5	3.7	3.1	5.2	0.6	1.0
55 EX. 554	AUTOMOTIVE DEALERS	15.5	16.0	10.4	10.4	(D)	(D)	(D)	(D)
55 PT. 554	GASOLINE SERVICE STATIONS	(D)	7.7	(D)	4.1	(D)	(D)	(D)	(D)
56	APPAREL, ACCESSORY STORES	51.4	62.4	37.2	45.3	57.1	62.4	10.5	14.0
561, 567	MEN'S, BOYS' APPAREL STORES, CUSTOM TAILORS	53.0	63.2	43.1	41.5	47.7	39.7	7.4	12.8
562-3, 568	WOMEN'S CLOTHING, SPECIALTY STORES	54.3	68.9	34.8	45.9	78.0	98.6	16.9	23.6
562	WOMEN'S READY-TO-WEAR STORES ³	55.0	(D)	37.4	47.1	77.6	(NA)	16.8	(NA)
565	FAMILY CLOTHING STORES ³	48.8	71.8	40.6	64.0	(D)	(D)	(D)	(D)
566	SHOE STORES	(D)	54.3	(D)	44.6	30.1	(D)	6.4	11.8
564, 569	OTHER APPAREL, ACCESSORY STORES	(D)	26.2	(D)	(D)	(D)	(D)	(D)	(D)
57	FURNITURE, HOME FURNISHINGS, EQUIPMENT STORES	31.9	33.8	21.5	24.2	63.7	74.5	12.3	13.7
5712	FURNITURE STORES	35.4	47.3	26.3	32.5	(D)	(D)	17.3	16.8
5713-15, 19	OTHER HOME FURNISHINGS STORES		17.5	13.7	14.5			(D)	(D)
572, 573	HOUSEHOLD APPLIANCE, RADIO, TELEVISION, MUSIC STORES	24.2	21.4	15.6	15.6	(D)	(D)	(D)	(D)
58	EATING, DRINKING PLACES	21.1	33.5	12.9	21.7	20.1	33.7	3.4	4.7
5812	EATING PLACES	18.9	28.2	11.4	18.2	16.0	32.5	2.6	4.1
5813	DRINKING PLACES (ALCOHOLIC BEVERAGES)	31.2	55.6	20.3	35.8	38.2	37.3	0.7	0.7
59 PT. (591)	DRUG STORES, PROPRIETARY STORES	12.8	10.4	7.1	6.5	15.7	43.3	3.3	6.0
59 EX. 591	OTHER RETAIL STORES ⁴	30.4	34.8	19.5	22.9	25.2	33.5	4.7	6.5
592	LIQUOR STORES	22.0	23.4	13.4	14.6	(D)	(D)	(D)	(D)
594	BOOK, STATIONERY STORES	90.0	(D)	72.6	50.5	(D)	(D)	(D)	(D)
595	SPORTING GOODS STORES, BICYCLE SHOPS	(NA)	69.8	(NA)	45.0	(D)	(D)	(D)	(D)
597	JEWELRY STORES	83.1	83.8	71.6	73.3	(D)	95.2	7.8	10.5
5992	FLORISTS	(NA)	32.5	12.5	22.5	(NA)	(NA)	5.6	(D)
5996	CAMERA, PHOTOGRAPHIC SUPPLY STORES	(NA)	(D)	43.1	(D)	(NA)	(NA)	-	-
	SELECTED SERVICES								
7011	HOTELS, MOTELS	58.0	79.9	30.4	34.4	(D)	(D)	(D)	(D)
783	MOTION PICTURE THEATERS	33.1	49.5	25.0	33.7	(D)	(D)	(D)	(D)

Standard Notes: - Represents zero. (D) Withheld to avoid disclosure. (NA) Not available.
²Excludes nonstore retailers (i.e., mail order, direct selling, merchandise vending machine operators) part of SIC 53.
³1958 data limited to "employer" establishments.
⁴Includes data for those kinds of business in SIC 59 (ex. 591) not covered in any of the lines below.

TABLE 6. Other Major Retail Centers in the SMSA: 1963—Continued

MRC No. 4—Includes the planned centers known as "Midtown," "Suburban," and "Ward's Corner," and establishments on Little Creek Rd. from Colonial Ave. to Fort Worth Ave.; on Granby from North Shore Rd. to Carrolton Rd.; on Taussig Blvd. from Granby to Little Creek Rd.; and on Virginian Dr. from Little Creek Rd. to Yorktown Dr. (Norfolk)

SIC code	Kind of business	Total	SIC code	Kind of business	Number of establishments
	RETAIL STORES, TOTAL:				
	NUMBER	94	55 EX-554	AUTOMOTIVE DEALERS	6
	SALES \$1,000 . .	26 396	55PT(554)	GASOLINE SERVICE STATIONS	7
54, 58, 591	CONVENIENCE GOODS STORES:		56	APPAREL, ACCESSORY STORES	15
	NUMBER	26	561, 567	MEN'S, BOYS' APPAREL STORES, CUSTOM TAILORS	1
	SALES \$1,000 . .	11 696	562-3,568	WOMEN'S CLOTHING, SPECIALTY STORES . .	6
53 PART, 56, 57	SHOPPING GOODS STORES:		562	WOMEN'S READY-TO-WEAR STORES	4
	NUMBER	33	565	FAMILY CLOTHING STORES	1
	SALES \$1,000 . .	7 561	566	SHOE STORES	6
52, 55, 59 EX-591	ALL OTHER STORES:		564, 569	OTHER APPAREL, ACCESSORY STORES	1
	NUMBER	35	57	FURNITURE, HOME FURNISHINGS, EQUIPMENT STORES	10
	SALES \$1,000 . .	7 139	5712	FURNITURE STORES	4
			5713-15,19	OTHER HOME FURNISHINGS STORES	4
			572, 573	HOUSEHOLD APPLIANCE, RADIO, TELEVISION, MUSIC STORES	6
	RETAIL STORES, TOTAL	94	58	EATING, DRINKING PLACES	13
52	LUMBER, BUILDING MATERIALS, HARDWARE, FARM EQUIPMENT DEALERS	3	5812	EATING PLACES	9
5251	HARDWARE STORES	1	5813	DRINKING PLACES (ALCOHOLIC BEVERAGES).	4
52 EX-5251	OTHER	2	59PT(591)	DRUG STORES, PROPRIETARY STORES	4
53 PART	GENERAL MERCHANDISE GROUP STORES	8	59 EX-591	OTHER RETAIL STORES	19
531	DEPARTMENT STORES	1	592	LIQUOR STORES	-
533	LIMITED PRICE VARIETY STORES	4	594	BOOK, STATIONERY STORES	1
539	MISCELLANEOUS GENERAL MERCHANDISE STORES	3	595	SPORTING GOODS STORES, BICYCLE SHOPS.	-
			597	JEWELRY STORES	5
54	FOOD STORES	9	5992	FLORISTS	2
			5996	CAMERA, PHOTOGRAPHIC SUPPLY STORES . .	-

MRC No. 5—Includes the establishments on Colley Ave. from Baldwin Ave. to 22nd St. and on W. 21st St. from Manteo to Core Ave. (Norfolk)

SIC code	Kind of business	Total	SIC code	Kind of business	Number of establishments
	RETAIL STORES, TOTAL:				
	NUMBER	39	55 EX-554	AUTOMOTIVE DEALERS	2
	SALES \$1,000 . .	16 025	55PT(554)	GASOLINE SERVICE STATIONS	3
54, 58, 591	CONVENIENCE GOODS STORES:		56	APPAREL, ACCESSORY STORES	4
	NUMBER	11	561, 567	MEN'S, BOYS' APPAREL STORES, CUSTOM TAILORS	-
	SALES \$1,000 . .	4 679	562-3,568	WOMEN'S CLOTHING, SPECIALTY STORES . .	3
53 PART, 56, 57	SHOPPING GOODS STORES:		562	WOMEN'S READY-TO-WEAR STORES	1
	NUMBER	12	565	FAMILY CLOTHING STORES	-
	SALES \$1,000 . .	4 224	566	SHOE STORES	-
52, 55, 59 EX-591	ALL OTHER STORES:		564, 569	OTHER APPAREL, ACCESSORY STORES	1
	NUMBER	16	57	FURNITURE, HOME FURNISHINGS, EQUIPMENT STORES	5
	SALES \$1,000 . .	7 122	5712	FURNITURE STORES	1
			5713-15,19	OTHER HOME FURNISHINGS STORES	3
			572, 573	HOUSEHOLD APPLIANCE, RADIO, TELEVISION, MUSIC STORES	1
	RETAIL STORES, TOTAL	39	58	EATING, DRINKING PLACES	4
52	LUMBER, BUILDING MATERIALS, HARDWARE, FARM EQUIPMENT DEALERS	1	5812	EATING PLACES	3
5251	HARDWARE STORES	1	5813	DRINKING PLACES (ALCOHOLIC BEVERAGES).	1
52 EX-5251	OTHER	-	59PT(591)	DRUG STORES, PROPRIETARY STORES	-
53 PART	GENERAL MERCHANDISE GROUP STORES	3	59 EX-591	OTHER RETAIL STORES	10
531	DEPARTMENT STORES	1	592	LIQUOR STORES	1
533	LIMITED PRICE VARIETY STORES	1	594	BOOK, STATIONERY STORES	-
539	MISCELLANEOUS GENERAL MERCHANDISE STORES	1	595	SPORTING GOODS STORES, BICYCLE SHOPS.	-
			597	JEWELRY STORES	1
54	FOOD STORES	7	5992	FLORISTS	2
			5996	CAMERA, PHOTOGRAPHIC SUPPLY STORES . .	-

Standard Notes: - Represents zero. (D) Withheld to avoid disclosure. (NA) Not available. (X) Not applicable.

TABLE 6. Other Major Retail Centers in the SMSA: 1963—Continued

MRC No. 6—Includes the establishments on W. 21st St. from Granby St. to De Bree Ave. and on Granby St. from 20th St. to 22nd St. (Norfolk)

SIC code	Kind of business	Total	SIC code	Kind of business	Number of establishments
	RETAIL STORES, TOTAL: NUMBER	9	55 EX.554	AUTOMOTIVE DEALERS	2
	SALES \$1,000 . .	22 430	55PT(554)	GASOLINE SERVICE STATIONS	1
54, 58, 591	CONVENIENCE GOODS STORES: NUMBER	1	56	APPAREL, ACCESSORY STORES	-
	SALES \$1,000 . .	(D)	561, 567	MEN'S, BOYS' APPAREL STORES, CUSTOM TAILORS	-
53 PART, 56, 57	SHOPPING GOODS STORES: NUMBER	4	562-3,568	WOMEN'S CLOTHING, SPECIALTY STORES . .	-
	SALES \$1,000 . .	(D)	562	WOMEN'S READY-TO-WEAR STORES	-
52, 55, 59 EX.591	ALL OTHER STORES: NUMBER	4	565	FAMILY CLOTHING STORES	-
	SALES \$1,000 . .	(D)	566	SHOE STORES	-
			564, 569	OTHER APPAREL, ACCESSORY STORES . . .	-
			57	FURNITURE, HOME FURNISHINGS, EQUIPMENT STORES	3
		NUMBER OF	5712	FURNITURE STORES	1
		ESTAB-	5713-15,19	OTHER HOME FURNISHINGS STORES	1
		LISHMENTS	572, 573	HOUSEHOLD APPLIANCE, RADIO, TELEVISION, MUSIC STORES	1
	RETAIL STORES, TOTAL	9			
52	LUMBER, BUILDING MATERIALS, HARDWARE, FARM EQUIPMENT DEALERS	-	58	EATING, DRINKING PLACES	1
5251	HARDWARE STORES	-	5812	EATING PLACES	1
52 EX.5251	OTHER	-	5813	DRINKING PLACES (ALCOHOLIC BEVERAGES) .	-
			59PT(591)	DRUG STORES, PROPRIETARY STORES	-
53 PART	GENERAL MERCHANDISE GROUP STORES	1	59 EX.591	OTHER RETAIL STORES	1
531	DEPARTMENT STORES	1	592	LIQUOR STORES	-
533	LIMITED PRICE VARIETY STORES	-	594	BOOK, STATIONERY STORES	-
539	MISCELLANEOUS GENERAL MERCHANDISE STORES	-	595	SPORTING GOODS STORES, BICYCLE SHOPS .	-
			597	JEWELRY STORES	-
			5992	FLORISTS	-
54	FOOD STORES	-	5996	CAMERA, PHOTOGRAPHIC SUPPLY STORES . .	-

MRC No.7—Includes planned center known as "Mid City Shopping Center" and establishments on Frederick Blvd. from South St. to Race Ave. (Portsmouth)

SIC code	Kind of business	Total	SIC code	Kind of business	Number of establishments
	RETAIL STORES, TOTAL: NUMBER	35	55 EX.554	AUTOMOTIVE DEALERS	2
	SALES \$1,000 . .	12 160	55PT(554)	GASOLINE SERVICE STATIONS	-
54, 58, 591	CONVENIENCE GOODS STORES: NUMBER	9	56	APPAREL, ACCESSORY STORES	12
	SALES \$1,000 . .	2 363	561, 567	MEN'S, BOYS' APPAREL STORES, CUSTOM TAILORS	4
53 PART, 56, 57	SHOPPING GOODS STORES: NUMBER	19	562-3,568	WOMEN'S CLOTHING, SPECIALTY STORES . .	3
	SALES \$1,000 . .	8 194	562	WOMEN'S READY-TO-WEAR STORES	2
52, 55, 59 EX.591	ALL OTHER STORES: NUMBER	7	565	FAMILY CLOTHING STORES	-
	SALES \$1,000 . .	1 603	566	SHOE STORES	4
			564, 569	OTHER APPAREL, ACCESSORY STORES . . .	1
			57	FURNITURE, HOME FURNISHINGS, EQUIPMENT STORES	2
		NUMBER OF	5712	FURNITURE STORES	-
		ESTAB-	5713-15,19	OTHER HOME FURNISHINGS STORES	-
		LISHMENTS	572, 573	HOUSEHOLD APPLIANCE, RADIO, TELEVISION, MUSIC STORES	2
	RETAIL STORES, TOTAL	35			
52	LUMBER, BUILDING MATERIALS, HARDWARE, FARM EQUIPMENT DEALERS	1	58	EATING, DRINKING PLACES	3
5251	HARDWARE STORES	-	5812	EATING PLACES	3
52 EX.5251	OTHER	1	5813	DRINKING PLACES (ALCOHOLIC BEVERAGES) .	-
			59PT(591)	DRUG STORES, PROPRIETARY STORES	1
53 PART	GENERAL MERCHANDISE GROUP STORES	5	59 EX.591	OTHER RETAIL STORES	4
531	DEPARTMENT STORES	2	592	LIQUOR STORES	-
533	LIMITED PRICE VARIETY STORES	2	594	BOOK, STATIONERY STORES	-
539	MISCELLANEOUS GENERAL MERCHANDISE STORES	1	595	SPORTING GOODS STORES, BICYCLE SHOPS .	-
			597	JEWELRY STORES	2
			5992	FLORISTS	-
54	FOOD STORES	5	5996	CAMERA, PHOTOGRAPHIC SUPPLY STORES . .	-

Standard Notes: - Represents zero. (D) Withheld to avoid disclosure. (NA) Not available. (X) Not applicable.

TABLE 6. Other Major Retail Centers in the SMSA: 1963—Continued

MRC No.8—Includes the planned center known as "Janof Shopping Center" and establishments on Virginia Beach Blvd. from Military Hwy. to Burling Ave. (Norfolk)

SIC code	Kind of business	Total	SIC code	Kind of business	Number of establishments
	RETAIL STORES, TOTAL: NUMBER SALES \$1,000 . .	50 20 561	55 EX.554	AUTOMOTIVE DEALERS	5
54, 58, 591	CONVENIENCE GOODS STORES: NUMBER SALES \$1,000 . .	10 4 397	55PT(554)	GASOLINE SERVICE STATIONS	3
53 PART, 56, 57	SHOPPING GOODS STORES: NUMBER SALES \$1,000 . .	21 13 308	56 561, 567	APPAREL, ACCESSORY STORES MEN'S, BOYS' APPAREL STORES, CUSTOM TAILORS	12 2
52, 55, 59 EX.591	ALL OTHER STORES: NUMBER SALES \$1,000 . .	19 2 856	562-3,568 562 565 566 564, 569	WOMEN'S CLOTHING, SPECIALTY STORES WOMEN'S READY-TO-WEAR STORES FAMILY CLOTHING STORES SHOE STORES OTHER APPAREL, ACCESSORY STORES	4 3 6 - -
			57	FURNITURE, HOME FURNISHINGS, EQUIPMENT STORES	4
		NUMBER OF ESTAB- LISHMENTS	5712 5713-15,19 572, 573	FURNITURE STORES OTHER HOME FURNISHINGS STORES HOUSEHOLD APPLIANCE, RADIO, TELEVISION, MUSIC STORES	1 - 3
	RETAIL STORES, TOTAL	50	58	EATING, DRINKING PLACES	5
52	LUMBER, BUILDING MATERIALS, HARDWARE, FARM EQUIPMENT DEALERS	5	5812 5813	EATING PLACES DRINKING PLACES (ALCOHOLIC BEVERAGES)	5 -
5251 52 EX.5251	HARDWARE STORES OTHER	1 4	59PT(591)	DRUG STORES, PROPRIETARY STORES	1
53 PART 531	GENERAL MERCHANDISE GROUP STORES	5	59 EX.591	OTHER RETAIL STORES	6
533	DEPARTMENT STORES	2	592	LIQUOR STORES	1
539	LIMITED PRICE VARIETY STORES	2	594	BOOK, STATIONERY STORES	-
	MISCELLANEOUS GENERAL MERCHANDISE STORES	1	595 597 5992	SPORTING GOODS STORES, BICYCLE SHOPS JEWELRY STORES FLORISTS	- 1 1
54	FOOD STORES	4	5996	CAMERA, PHOTOGRAPHIC SUPPLY STORES	1

MRC No. 9—Includes the stores at intersection of Plaza Trail and Virginia Beach Blvd. including "Princess Ann Plaza" shopping center.

SIC code	Kind of business	Total	SIC code	Kind of business	Number of establishments
	RETAIL STORES, TOTAL: NUMBER SALES \$1,000 . .	17 5 348	55 EX.554	AUTOMOTIVE DEALERS	-
54, 58, 591	CONVENIENCE GOODS STORES: NUMBER SALES \$1,000 . .	6 1 960	55PT(554)	GASOLINE SERVICE STATIONS	1
53 PART, 56, 57	SHOPPING GOODS STORES: NUMBER SALES \$1,000 . .	7 2 848	56 561, 567	APPAREL, ACCESSORY STORES MEN'S, BOYS' APPAREL STORES, CUSTOM TAILORS	5 1
52, 55, 59 EX.591	ALL OTHER STORES: NUMBER SALES \$1,000 . .	4 540	562-3,568 562 565 566 564, 569	WOMEN'S CLOTHING, SPECIALTY STORES WOMEN'S READY-TO-WEAR STORES FAMILY CLOTHING STORES SHOE STORES OTHER APPAREL, ACCESSORY STORES	- - 1 2 1
			57	FURNITURE, HOME FURNISHINGS, EQUIPMENT STORES	-
		NUMBER OF ESTAB- LISHMENTS	5712 5713-15,19 572, 573	FURNITURE STORES OTHER HOME FURNISHINGS STORES HOUSEHOLD APPLIANCE, RADIO, TELEVISION, MUSIC STORES	- - -
	RETAIL STORES, TOTAL	17	58	EATING, DRINKING PLACES	2
52	LUMBER, BUILDING MATERIALS, HARDWARE, FARM EQUIPMENT DEALERS	1	5812 5813	EATING PLACES DRINKING PLACES (ALCOHOLIC BEVERAGES)	2 -
5251 52 EX.5251	HARDWARE STORES OTHER	- 1	59PT(591)	DRUG STORES, PROPRIETARY STORES	1
53 PART 531	GENERAL MERCHANDISE GROUP STORES	2	59 EX.591	OTHER RETAIL STORES	2
533	DEPARTMENT STORES	1	592	LIQUOR STORES	1
539	LIMITED PRICE VARIETY STORES	1	594	BOOK, STATIONERY STORES	-
	MISCELLANEOUS GENERAL MERCHANDISE STORES	-	595 597 5992	SPORTING GOODS STORES, BICYCLE SHOPS JEWELRY STORES FLORISTS	- - -
54	FOOD STORES	3	5996	CAMERA, PHOTOGRAPHIC SUPPLY STORES	-

Standard Notes: - Represents zero. (D) Withheld to avoid disclosure. (NA) Not available. (X) Not applicable.

Oklahoma City, Okla., SMSA

CONTENTS

[Page numbers listed here omit the chapter prefix, 73-, which appears as part of number for each page]

	page
Standard Metropolitan Statistical Area Map	1
Chart on Retail Sales: 1963 and 1958	3
TABLE 1 The Central Business District: 1963 and 1958	4
2 The City: 1963 and 1958	5
3 The Standard Metropolitan Statistical Area: 1963 and 1958	6
4 CBD, City, SMSA—Sales Comparisons: 1958 and 1963	7
5 CBD Sales as Percent of City and SMSA Sales: 1963 and 1958	8
6 Other Major Retail Centers in the SMSA: 1963	9

THE HISTORY OF THE UNITED STATES

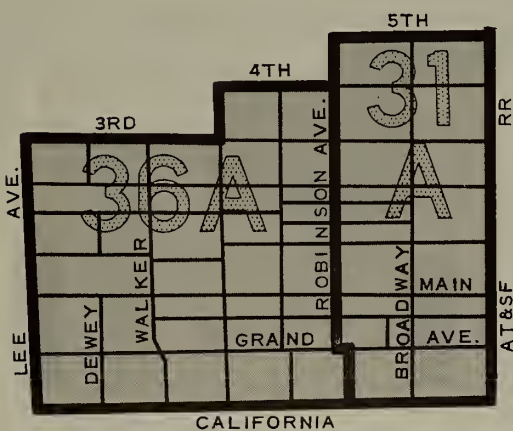
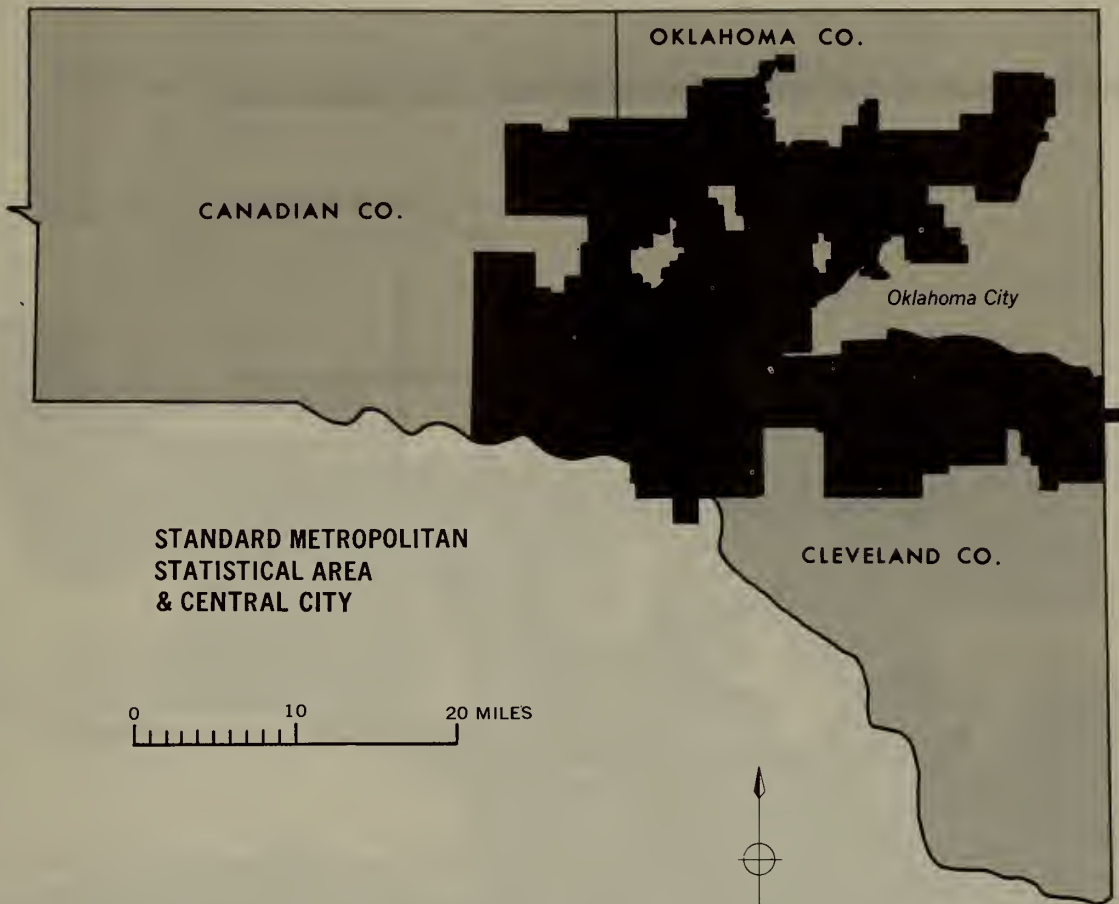
The history of the United States is a story of growth and change. From the first settlers to the present day, the nation has expanded its territory and diversified its population. The early years were marked by exploration and the establishment of colonies. The American Revolution led to the birth of a new nation, and the subsequent years saw the growth of a powerful industrial and agricultural economy. The Civil War was a pivotal moment in the nation's history, leading to the abolition of slavery and the strengthening of the federal government. The 20th century has been a period of rapid technological advancement and global influence.

The United States has played a significant role in world affairs, both as a leader and as a participant in international conflicts. The nation's values of freedom, democracy, and individualism have been a source of inspiration for many people around the world. At the same time, the United States has faced numerous challenges, including economic downturns, social inequality, and environmental issues. The future of the nation remains uncertain, but its history provides a rich and complex legacy.

The history of the United States is a testament to the resilience and adaptability of the American people. Despite the challenges they have faced, they have always found a way to move forward and build a better future. The nation's history is a story of hope and possibility, and it continues to inspire and inform us today.

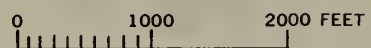
OKLAHOMA CITY, OKLA.

Standard Metropolitan Statistical Area, Central Business District, and Major Retail Centers



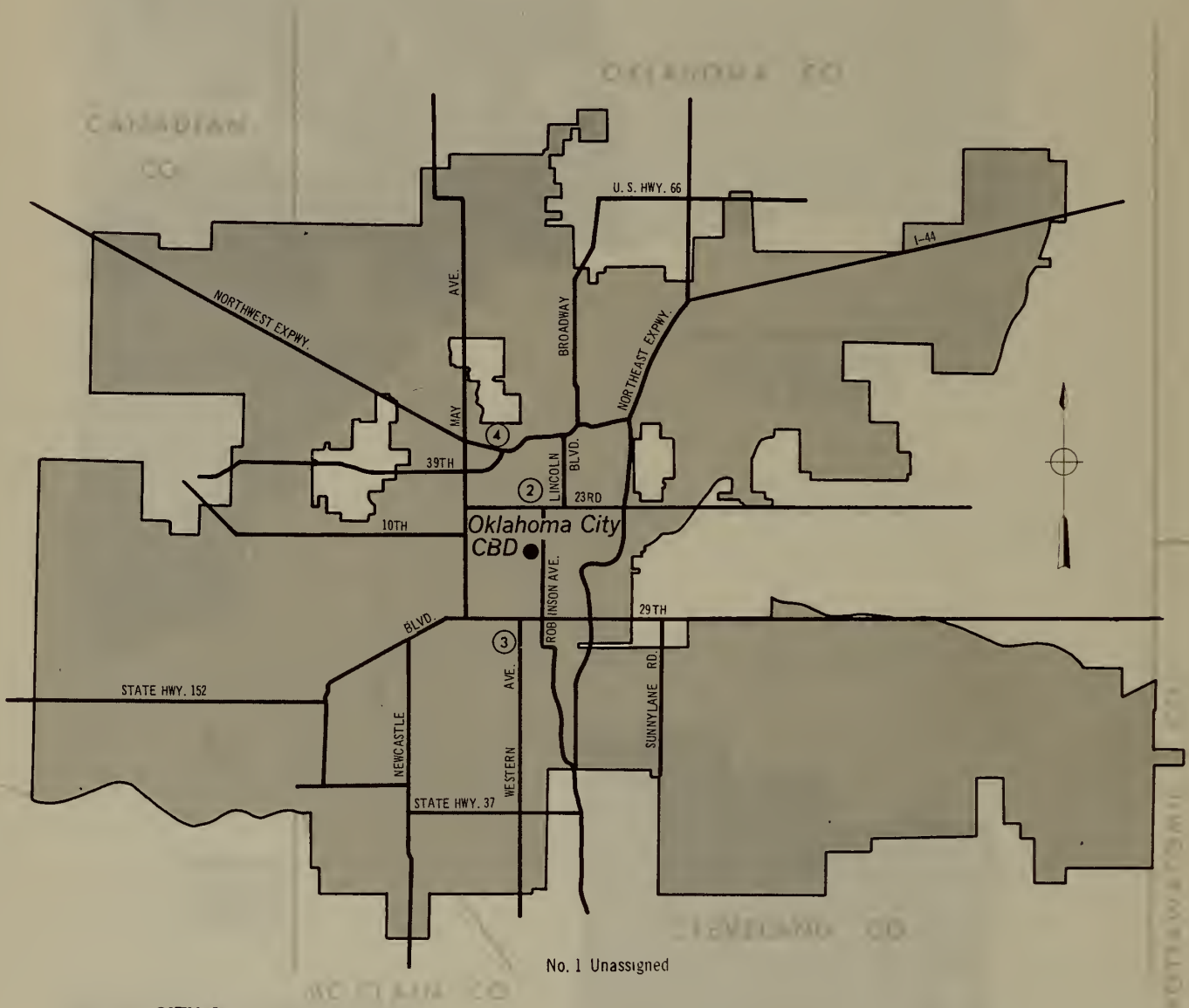
CENTRAL
BUSINESS
DISTRICT

Comprising Census Tracts 31-A and 36-A



OKLAHOMA CITY, OKLA.

Standard Metropolitan Statistical Area, Central Business District, and Major Retail Centers



**CITY &
MAJOR
RETAIL
CENTERS**

- Central Business District
- ① Major Retail Centers




Oklahoma City SMSA


Retail Sales: 1958 and 1963 IN MILLIONS OF DOLLARS



Oklahoma City



Percent Change in Sales, 1958-1963 by Types of Stores



1963 CENSUS OF BUSINESS, U.S. Department of Commerce, Bureau of the Census

TABLE 1. The Central Business District: 1963 and 1958

SIC code	Kind of business	1963				1958 ¹		
		Estab- lish- ments	Sales	Payroll, entire year	Paid employees, workweek ended nearest Nov. 15	Estab- lish- ments	Sales	Payroll, entire year
		(number)	(\$1,000)	(\$1,000)	(number)	(number)	(\$1,000)	(\$1,000)
	RETAIL STORES							
	Total ² -----	283	71 160	12 364	3 984	346	93 825	15 045
52	Lumber, building materials, hardware, farm equip- ment dealers -----	2	(D)	(D)	(D)	6	1 816	250
5251	Hardware stores -----	-	-	-	-	-	-	-
52 ex. 5251	Other -----	2	(D)	(D)	(D)	6	1 816	250
53 part ²	General merchandise group stores ² -----	9	21 863	4 296	1 563	9	29 896	4 758
531	Department stores -----	4	19 628	3 903	1 420	5	27 523	4 371
533	Limited price variety stores -----	2	(D)	(D)	(D)	2	(D)	(D)
539	Miscellaneous general merchandise stores -----	3	(D)	(D)	(D)	2	(D)	(D)
54	Food stores -----	6	365	29	10	7	329	31
55 ex. 554	Automotive dealers -----	5	(D)	(D)	(D)	10	9 355	1 063
55 pt. (554)	Gasoline service stations -----	8	340	32	11	6	422	40
56	Apparel, accessory stores -----	61	19 066	3 327	950	93	22 085	3 532
561, 567	Men's, boys' apparel stores, custom tailors -----	15	2 679	477	86	26	3 472	594
562-3, 568	Women's clothing, specialty stores -----	21	7 346	1 447	458	31	10 067	1 573
562	Women's ready-to-wear stores ³ -----	15	7 136	1 392	436	26	9 827	1 544
565	Family clothing stores ³ -----	4	(D)	(D)	(D)	9	(D)	(D)
566	Shoe stores -----	16	2 109	333	89	21	2 857	397
564, 569	Other apparel, accessory stores -----	5	(D)	(D)	(D)	6	(D)	(D)
57	Furniture, home furnishings, equipment stores -----	14	4 585	727	161	29	9 935	1 638
5712	Furniture stores -----	5	1 764	285	60	14	6 862	1 129
5713-15, 19	Other home furnishings stores -----	1	(D)	(D)	(D)	4	(D)	(D)
572, 573	Household appliance, radio, television, music stores -----	8	(D)	(D)	(D)	11	(D)	(D)
58	Eating, drinking places -----	84	5 384	1 468	702	97	6 382	1 612
5812	Eating places -----	63	4 857	1 409	675	74	5 849	1 558
5813	Drinking places (alcoholic beverages) -----	21	527	59	27	23	533	54
59 pt. (591)	Drug stores, proprietary stores -----	5	1 062	194	53	7	2 082	352
59 ex. 591	Other retail stores ⁴ -----	89	8 216	1 208	341	82	11 523	1 769
592	Liquor stores -----	13	903	58	26	-	-	-
594	Book, stationery stores -----	2	(D)	(D)	(D)	5	(D)	(D)
595	Sporting goods stores, bicycle shops -----	3	442	94	21	4	686	109
597	Jewelry stores -----	13	3 615	590	149	20	6 002	856
5992	Florists -----	1	(D)	(D)	(D)	1	(D)	(D)
5996	Camera, photographic supply stores -----	3	358	50	13	3	240	41
	SELECTED SERVICES							
7011	Hotels, motels ¹ -----	23	5 482	2 243	1 033	28	5 594	2 180
783	Motion picture theaters -----	9	987	273	112	9	1 284	319

Standard Notes: - Represents zero. (D) Withheld to avoid disclosure. (NA) Not available. ¹1958 data revised.

¹1958 group totals for SIC 53 and 56 may include data for "nonemployer" establishments which could not be classified and tabulated by detailed kinds of business.

²Excludes nonstore retailers (i.e., mail order, direct selling, merchandise vending machine operators) part of SIC 53.

³1958 data limited to "employer" establishments.

⁴Includes data for those kinds of business in SIC 59 (ex. 591) not covered in any of the lines below.

TABLE 2. The City: 1963 and 1958

SIC code	Kind of business	1963				1958 ¹		
		Estab- lish- ments (number)	Sales (\$1,000)	Payroll, entire year (\$1,000)	Paid employees, workweek ended nearest Nov. 15 (number)	Estab- lish- ments (number)	Sales (\$1,000)	Payroll, entire year (\$1,000)
	RETAIL STORES							
	Total ² -----	2 854	562 352	68 048	20 801	3 476	463 548	53 765
52	Lumber, building materials, hardware, farm equip- ment dealers -----	120	26 836	3 352	681	173	27 772	3 324
5251	Hardware stores -----	14	1 546	180	52	31	2 422	323
52 ex. 5251	Other -----	106	25 290	3 172	629	142	25 350	3 001
53 part ³	General merchandise group stores ² -----	109	102 870	13 834	4 787	121	65 493	9 893
531	Department stores -----	16	87 019	11 534	3 815	11	49 509	8 018
533	Limited price variety stores -----	46	9 483	1 478	674	50	(D)	(D)
539	Miscellaneous general merchandise stores -----	47	6 368	822	298	34	(D)	(D)
54	Food stores -----	342	104 348	7 613	2 416	499	101 111	6 321
55 ex. 554	Automotive dealers -----	208	122 833	11 783	2 217	280	85 832	7 876
55 pt. (554)	Gasoline service stations -----	491	40 711	(D)	(D)	524	34 340	3 259
56	Apparel, accessory stores -----	193	45 304	6 365	1 952	239	35 215	5 210
561, 567	Men's, boys' apparel stores, custom tailors -----	34	5 333	846	174	49	5 985	955
562-3, 568	Women's clothing, specialty stores -----	79	17 603	2 617	877	88	14 147	2 103
562	Women's ready-to-wear stores ³ -----	61	(D)	(D)	(D)	52	(D)	(D)
565	Family clothing stores ³ -----	23	12 973	1 685	554	20	7 457	1 175
566	Shoe stores -----	41	5 734	730	210	54	5 521	737
564, 569	Other apparel, accessory stores -----	16	3 661	487	137	20	1 993	240
57	Furniture, home furnishings, equipment stores ----	192	30 934	4 336	946	238	30 656	3 995
5712	Furniture stores -----	84	16 985	2 492	501	94	17 097	2 320
5713-15, 19	Other home furnishings stores -----	48	5 058	709	188	42	3 539	489
572, 573	Household appliance, radio, television, music stores -----	60	8 891	1 135	257	102	10 020	1 186
58	Eating, drinking places -----	621	38 315	9 774	4 384	806	34 363	7 305
5812	Eating places -----	509	35 388	9 421	4 206	600	29 418	6 829
5813	Drinking places (alcoholic beverages) -----	112	2 927	353	178	206	4 945	476
59 pt. (591)	Drug stores, proprietary stores -----	111	16 783	2 821	866	140	18 448	2 628
59 ex. 591	Other retail stores ⁴ -----	467	33 418	(D)	(D)	456	30 318	3 954
592	Liquor stores -----	108	8 468	384	178	21	1 178	(D)
594	Book, stationery stores -----	8	(D)	(D)	(D)	18	2 537	437
595	Sporting goods stores, bicycle shops -----	28	1 840	247	66	27	2 030	213
597	Jewelry stores -----	33	5 768	839	235	60	8 567	1 118
5992	Florists -----	42	2 372	495	152	37	2 049	364
5996	Camera, photographic supply stores -----	7	1 202	168	47	11	996	123
	SELECTED SERVICES							
7011	Hotels, motels -----	148	(D)	(D)	(D)	184	8 967	2 892
783	Motion picture theaters -----	35	(D)	(D)	(D)	40	2 767	583

Standard Notes: - Represents zero. (D) Withheld to avoid disclosure. (NA) Not available.

¹1958 group totals for SIC 53 and 56 may include data for "nonemployer" establishments which could not be classified and tabulated by detailed kinds of business.

²Excludes nonstore retailers (i.e., mail order, direct selling, merchandise vending machine operators) part of SIC 53.

³1958 data limited to "employer" establishments.

⁴Includes data for those kinds of business in SIC 59 (ex. 591) not covered in any of the lines below.

TABLE 3. The Standard Metropolitan Statistical Area: 1963 and 1958

SIC code	Kind of business	1963				1958 ¹		
		Estab- lish- ments (number)	Sales (\$1,000)	Payroll, entire year (\$1,000)	Paid employees, workweek ended nearest Nov. 15 (number)	Estab- lish- ments (number)	Sales (\$1,000)	Payroll, entire year (\$1,000)
	RETAIL STORES							
	Total ² -----	4 230	789 734	89 320	28 179	4 744	590 808	65 131
52	Lumber, building materials, hardware, farm equip- ment dealers -----	191	41 621	4 714	1 003	260	38 752	4 312
5251	Hardware stores -----	33	2 717	266	85	54	3 120	354
52 ex. 5251	Other -----	158	38 904	4 448	918	206	35 632	3 958
53 part ²	General merchandise group stores ² -----	170	116 474	15 364	5 451	184	72 589	10 537
531	Department stores -----	16	87 019	11 534	3 815	11	49 509	8 018
533	Limited price variety stores -----	70	14 272	2 123	994	65	(D)	(D)
539	Miscellaneous general merchandise stores -----	84	15 183	1 707	642	66	(D)	(D)
54	Food stores -----	542	174 715	12 540	4 126	703	137 323	8 331
55 ex. 554	Automotive dealers -----	321	175 780	15 655	3 058	373	112 380	9 985
55 pt. (554)	Gasoline service stations -----	754	64 029	6 201	2 039	745	46 758	4 221
56	Apparel, accessory stores -----	295	59 266	8 114	2 624	306	42 394	6 060
561, 567	Men's, boys' apparel stores, custom tailors -----	53	7 483	1 210	309	64	7 311	1 083
562-3, 568	Women's clothing, specialty stores -----	113	20 586	2 967	1 023	114	16 180	2 322
562	Women's ready-to-wear stores ³ -----	94	19 660	2 823	970	(NA)	(NA)	(NA)
565	Family clothing stores ³ -----	46	18 812	2 368	813	30	10 046	1 517
566	Shoe stores -----	60	7 399	953	284	64	6 391	860
564, 569	Other apparel, accessory stores -----	23	4 986	616	195	26	2 354	(D)
57	Furniture, home furnishings, equipment stores -----	272	37 959	5 042	1 139	302	34 862	4 488
5712	Furniture stores -----	123	21 583	2 963	626	119	19 751	2 636
5713-15, 19	Other home furnishings stores -----	57	5 712	768	203	81	6 696	941
572, 573	Household appliance, radio, television, music stores -----	92	10 664	1 311	310	102	8 415	911
58	Eating, drinking places -----	878	50 650	12 658	5 875	1 045	43 262	9 366
5812	Eating places -----	723	46 258	12 149	5 643	787	37 226	8 798
5813	Drinking places (alcoholic beverages) -----	155	4 392	509	232	258	6 036	568
59 pt. (591)	Drug stores, proprietary stores -----	166	23 435	3 826	1 221	194	23 534	3 208
59 ex. 591	Other retail stores ⁴ -----	641	45 805	5 206	1 643	632	38 954	4 623
592	Liquor stores -----	146	11 088	506	224	35	1 996	98
594	Book, stationery stores -----	14	1 278	123	49	29	3 778	572
595	Sporting goods stores, bicycle shops -----	38	2 366	324	81	43	2 437	235
597	Jewelry stores -----	52	7 072	990	290	79	9 496	1 229
5992	Florists -----	60	2 976	579	194	48	2 380	401
5996	Camera, photographic supply stores -----	7	1 202	168	47	13	1 006	123
	SELECTED SERVICES							
7011	Hotels, motels -----	174	13 384	(D)	(D)	232	10 300	3 196
783	Motion picture theaters -----	46	3 690	714	442	64	3 893	784

Standard Notes: - Represents zero. (D) Withheld to avoid disclosure. (NA) Not available.

¹1958 group totals for SIC 53 and 56 may include data for "nonemployer" establishments which could not be classified and tabulated by detailed kinds of business.²Excludes nonstore retailers (i.e., mail order, direct selling, merchandise vending machine operators) part of SIC 53.³1958 data limited to "employer" establishments.⁴Includes data for those kinds of business in SIC 59 (ex. 591) not covered in any of the lines below.

TABLE 4. CBD, City, SMSA—Sales Comparisons: 1958 and 1963

SIC code	Kind of business	Percent change in sales			Percent distribution of sales					
		Central business district	City	Standard metropolitan statistical area	Central business district		City		Standard metropolitan statistical area	
					1963	1958	1963	1958	1963	1958
	RETAIL STORES									
	Total ² -----	-24.2	21.3	33.7	100.0	100.0	100.0	100.0	100.0	100.0
52	Lumber, building materials, hardware, farm equipment dealers -----	(D)	-3.4	7.4	(D)	1.9	4.8	6.0	5.3	6.6
5251	Hardware stores -----	-	-36.2	-12.9	-	-	0.3	0.5	0.4	0.5
52 ex. 5251	Other -----	(D)	-0.2	9.2	(D)	1.9	4.5	5.5	4.9	6.0
53 part ²	General merchandise group stores ^{1,2} -----	-26.9	57.1	60.5	30.7	31.9	18.3	14.2	14.7	12.3
531	Department stores -----	-28.7	75.8	75.8	27.6	29.3	15.5	10.7	11.0	8.4
533	Limited price variety stores -----	(D)	(D)	(D)	(D)	(D)	1.7	(D)	1.8	(D)
539	Miscellaneous general merchandise stores -----	(D)	(D)	(D)	(D)	(D)	1.1	(D)	1.9	(D)
54	Food stores -----	10.9	3.2	27.2	0.5	0.4	18.6	21.8	22.1	23.2
55 ex. 554	Automotive dealers -----	(D)	43.1	56.4	(D)	10.0	21.8	18.5	22.3	19.0
55 pt. (554)	Gasoline service stations -----	-19.4	18.6	36.9	0.5	0.4	7.2	7.4	8.1	7.9
56	Apparel, accessory stores ¹ -----	-13.7	28.7	39.8	26.8	23.5	8.1	7.6	7.5	7.2
561, 567	Men's, boys' apparel stores, custom tailors -----	-22.8	-10.9	2.4	3.8	3.7	0.9	1.3	0.9	1.2
562-3, 568	Women's clothing, specialty stores -----	-27.0	24.4	27.2	10.3	10.7	3.1	3.1	2.6	2.7
562	Women's ready-to-wear stores ³ -----	-27.4	(D)	(NA)	10.0	10.5	(D)	(D)	2.5	(NA)
565	Family clothing stores ³ -----	(D)	74.0	87.3	(D)	(D)	2.3	1.6	2.4	1.7
566	Shoe stores -----	-26.2	3.9	15.8	3.0	3.0	1.0	1.2	0.9	1.1
564, 569	Other apparel, accessory stores -----	(D)	83.7	111.8	(D)	(D)	0.7	0.4	0.6	0.4
57	Furniture, home furnishings, equipment stores -----	-53.9	0.9	8.9	6.4	10.6	5.5	6.6	4.8	5.9
5712	Furniture stores -----	-74.3	-0.7	9.3	2.5	7.3	3.0	3.7	2.7	3.3
5713-15, 19	Other home furnishings stores -----	(D)	42.9	-14.7	(D)	(D)	0.9	0.8	0.7	1.1
572, 573	Household appliance, radio, television, music stores -----	(D)	-11.3	26.7	(D)	(D)	1.6	2.2	1.4	1.4
58	Eating, drinking places -----	-15.6	11.5	17.1	7.5	6.8	6.8	7.4	6.4	7.3
5812	Eating places -----	-17.0	20.3	24.3	6.8	6.2	6.3	6.3	5.9	6.3
5813	Drinking places (alcoholic beverages) -----	-1.1	-40.8	-27.2	0.7	0.6	0.5	1.1	0.6	1.0
59 pt. (591)	Drug stores, proprietary stores -----	-49.0	-9.0	-0.4	1.5	2.2	3.0	4.0	3.0	4.0
59 ex. 591	Other retail stores ⁴ -----	-28.7	10.2	17.6	11.5	12.3	5.9	6.5	5.8	6.6
592	Liquor stores -----	(⁵)	618.8	455.5	1.3	-	1.5	0.3	1.4	0.3
594	Book, stationery stores -----	(D)	(D)	-66.2	(D)	(D)	(D)	0.5	0.2	0.6
595	Sporting goods stores, bicycle shops -----	-35.6	-9.4	-2.9	0.6	0.7	0.3	0.4	0.3	0.4
597	Jewelry stores -----	-39.8	-32.7	-25.5	5.1	6.4	1.0	1.8	0.9	1.6
5992	Florists -----	(D)	15.8	25.0	(D)	(D)	0.4	0.4	0.4	0.4
5996	Camera, photographic supply stores -----	49.2	20.7	19.5	0.5	0.3	0.2	0.2	0.2	0.2
	SELECTED SERVICES									
7011	Hotels, motels -----	-2.0	(D)	29.9	(X)	(X)	(X)	(X)	(X)	(X)
783	Motion picture theaters -----	-23.1	(D)	-5.2	(X)	(X)	(X)	(X)	(X)	(X)

Standard Notes: - Represents zero. (D) Withheld to avoid disclosure. (NA) Not available. (X) Not applicable. (-) Minus sign before number denotes decrease.

¹1958 group totals for SIC 53 and 56 may include data for "nonemployer" establishments which could not be classified and tabulated by detailed kinds of business.

²Excludes nonstore retailers (i.e., mail order, direct selling, merchandise vending machine operators) part of SIC 53.

³1958 data limited to "employer" establishments.

⁴Includes data for those kinds of business in SIC 59 (ex. 591) not covered in any of the lines below.

⁵No establishments in this kind of business in 1958.

TABLE 5. CBD Sales as Percent of City and SMSA Sales: 1963 and 1958

SIC code	Kind of business	Central business district sales as—			
		Percent of city sales		Percent of standard metropolitan statistical area sales	
		1963	1958	1963	1958
	RETAIL STORES				
	Total ² -----	12.7	20.2	9.0	15.9
52	Lumber, building materials, hardware, farm equipment dealers -----	(D)	6.5	(D)	4.7
5251	Hardware stores -----	-	-	-	-
52 ex. 5251	Other -----	(D)	7.2	(D)	5.1
53 part ¹	General merchandise group stores ^{1,2} -----	21.3	45.7	18.8	41.2
531	Department stores -----	22.6	55.6	22.6	55.6
533	Limited price variety stores -----	(D)	(D)	(D)	(D)
539	Miscellaneous general merchandise stores -----	(D)	(D)	(D)	(D)
54	Food stores -----	0.4	0.3	0.2	0.2
55 ex. 554	Automotive dealers -----	(D)	10.9	(D)	8.3
55 pt. (554)	Gasoline service stations -----	0.8	1.2	0.5	0.9
56	Apparel, accessory stores ¹ -----	42.1	62.7	32.2	52.1
561, 567	Men's, boys' apparel stores, custom tailors -----	50.2	58.0	35.8	47.5
562-3, 568	Women's clothing, specialty stores -----	41.7	71.2	35.7	62.2
562	Women's ready-to-wear stores ³ -----	(D)	(D)	36.3	(NA)
565	Family clothing stores ³ -----	(D)	(D)	(D)	(D)
566	Shoe stores -----	36.8	51.8	28.5	44.7
564, 569	Other apparel, accessory stores -----	(D)	(D)	(D)	(D)
57	Furniture, home furnishings, equipment stores -----	14.8	32.4	12.1	28.5
5712	Furniture stores -----	10.4	40.1	8.2	34.7
5713-15, 19	Other home furnishings stores -----	(D)	(D)	(D)	(D)
572, 573	Household appliance, radio, television, music stores -----	(D)	(D)	(D)	(D)
58	Eating, drinking places -----	14.1	18.6	10.6	14.8
5812	Eating places -----	13.7	19.9	10.5	15.7
5813	Drinking places (alcoholic beverages) -----	18.0	10.8	12.0	8.8
59 pt. (591)	Drug stores, proprietary stores -----	6.3	11.3	4.5	8.9
59 ex. 591	Other retail stores ⁴ -----	24.6	38.0	17.9	29.6
592	Liquor stores -----	10.7	-	8.1	-
594	Book, stationery stores -----	(D)	(D)	(D)	(D)
595	Sporting goods stores, bicycle shops -----	24.0	33.8	18.7	28.2
597	Jewelry stores -----	62.7	70.1	51.1	63.2
5992	Florists -----	(D)	(D)	(D)	(D)
5996	Camera, photographic supply stores -----	29.8	24.1	29.8	23.9
	SELECTED SERVICES				
7011	Hotels, motels -----	(D)	62.4	41.0	54.3
783	Motion picture theaters -----	(D)	46.4	26.8	33.0

Standard Notes: - Represents zero. (D) Withheld to avoid disclosure. (NA) Not available.

¹1958 group totals for SIC 53 and 56 may include data for "nonemployer" establishments which could not be classified and tabulated by detailed kinds of business.

²Excludes nonstore retailers (i.e., mail order, direct selling, merchandise vending machine operators) part of SIC 53.

³1958 data limited to "employer" establishments.

⁴Includes data for those kinds of business in SIC 59 (ex. 591) not covered in any of the lines below.

TABLE 6. Other Major Retail Centers in the SMSA: 1963

MRC No. 2. Includes the establishments on NW 23rd St. from N. Hudson Ave. to N. Lee and on N. Walker Ave. from NW 23rd St. to NW 25th St. (Oklahoma City)

SIC code	Kind of business	Total	SIC code	Kind of business	Number of establishments
	Retail stores, total:				
	Number -----	36	55 ex. 554	Automotive Dealers -----	1
	Sales ----- \$1,000--	7 328	55 pt. (554)	Gasoline service stations -----	2
54, 58, 591	Convenience goods stores:		56	Apparel, accessory stores -----	9
	Number -----	7	561, 567	Men's, boys' apparel stores, custom tailors -----	2
	Sales ----- \$1,000--	1 605	562-3, 568	Women's clothing, specialty stores -----	4
53 part, 56, 57	Shopping goods stores:		562	Women's ready-to-wear stores -----	4
	Number -----	18	565	Family clothing stores -----	1
	Sales ----- \$1,000--	4 656	566	Shoe stores -----	1
52, 55, 59 ex. 591	All other stores:		564, 569	Other apparel, accessory stores -----	1
	Number -----	11	57	Furniture, home furnishings, equipment stores -----	6
	Sales ----- \$1,000--	1 067	5712	Furniture stores -----	3
		Number of establishments	5713-15, 19	Other home furnishings stores -----	1
	Retail stores, total -----	36	572, 573	Household appliance, radio, television, music stores -----	2
52	Lumber, building materials, hardware, farm equipment dealers -----	1	58	Eating, drinking places -----	4
5251	Hardware stores -----	-	5812	Eating places -----	4
52 ex. 5251	Other -----	1	5813	Drinking places (alcoholic beverages) -----	-
			59 pt. (591)	Drug stores, proprietary stores -----	2
53 part	General merchandise group stores -----	3	59 ex. 591	Other retail stores -----	7
531	Department stores -----	1	592	Liquor stores -----	2
533	Limited price variety stores -----	1	594	Book, stationery stores -----	-
539	Miscellaneous general merchandise stores -----	1	595	Sporting goods stores, bicycle shops -----	-
			597	Jewelry stores -----	1
			5992	Florists -----	1
54	Food stores -----	1	5996	Camera, photographic supply stores -----	1

MRC No. 3. Includes the planned center known as "Reding Shopping Center" and establishments on S. Western Ave. from SW 40th St. to SW 44th St. and on SW 44th St. from S. Western Ave. to S. Klein Ave. (Oklahoma City)

SIC code	Kind of business	Total	SIC code	Kind of business	Number of establishments
	Retail stores, total:				
	Number -----	22	55 ex. 554	Automotive Dealers -----	1
	Sales ----- \$1,000--	7 697	55 pt. (554)	Gasoline service stations -----	4
54, 58, 591	Convenience goods stores:		56	Apparel, accessory stores -----	4
	Number -----	3	561, 567	Men's, boys' apparel stores, custom tailors -----	1
	Sales ----- \$1,000--	2 300	562-3, 568	Women's clothing, specialty stores -----	1
53 part, 56, 57	Shopping goods stores:		562	Women's ready-to-wear stores -----	1
	Number -----	9	565	Family clothing stores -----	1
	Sales ----- \$1,000--	3 905	566	Shoe stores -----	1
52, 55, 59 ex. 591	All other stores:		564, 569	Other apparel, accessory stores -----	-
	Number -----	10	57	Furniture, home furnishings, equipment stores -----	1
	Sales ----- \$1,000--	1 492	5712	Furniture stores -----	1
		Number of establishments	5713-15, 19	Other home furnishings stores -----	-
	Retail stores, total -----	22	572, 573	Household appliance, radio, television, music stores -----	-
52	Lumber, building materials, hardware, farm equipment dealers -----	1	58	Eating, drinking places -----	1
5251	Hardware stores -----	-	5812	Eating places -----	1
52 ex. 5251	Other -----	1	5813	Drinking places (alcoholic beverages) -----	-
			59 pt. (591)	Drug stores, proprietary stores -----	1
53 part	General merchandise group stores -----	4	59 ex. 591	Other retail stores -----	4
531	Department stores -----	1	592	Liquor stores -----	-
533	Limited price variety stores -----	1	594	Book, stationery stores -----	-
539	Miscellaneous general merchandise stores -----	2	595	Sporting goods stores, bicycle shops -----	1
			597	Jewelry stores -----	1
			5992	Florists -----	1
54	Food stores -----	1	5996	Camera, photographic supply stores -----	-

Note: To facilitate comparison with 1958 data, the numbers assigned to MRC's are the same as those used in the reports of the 1958 census. For this reason, MRC. No. 1 is not used in this report.

Standard Notes: - Represents zero. (D) Withheld to avoid disclosure. (NA) Not available.

TABLE 6. Other Major Retail Centers in the SMSA: 1963—Continued

MRC No. 4. Includes the planned center known as "Penn Square" on Northwest Expressway from N. Pennsylvania Ave. to U.S. 66 By-Pass and on Pennsylvania Ave. from Northwest Expressway to Bellevue Dr. (Oklahoma City)

SIC code	Kind of business	Total	SIC code	Kind of business	Number of establishments
	Retail stores, total:				
	Number -----	43	55 ex. 554	Automotive dealers -----	-
	Sales ----- \$1,000	27 606	55 pt. (554)	Gasoline service stations -----	1
54, 58, 591	Convenience goods stores:		56	Apparel, accessory stores -----	19
	Number -----	5	561, 567	Men's, boys' apparel stores, custom tailors -----	4
	Sales ----- \$1,000	(D)	562-3, 568	Women's clothing, specialty stores -----	10
53 part, 56, 57	Shopping goods stores:		562	Women's ready-to-wear stores -----	8
	Number -----	26	565	Family clothing stores -----	1
	Sales ----- \$1,000	23 786	566	Shoe stores -----	3
52, 55, 59 ex. 591	All other stores:		564, 569	Other apparel, accessory stores -----	1
	Number -----	12	57	Furniture, home furnishings, equipment stores ----	3
	Sales ----- \$1,000	(D)	5712	Furniture stores -----	-
			5713-15, 19	Other home furnishings stores -----	2
		Number of estab-	572, 573	Household appliance, radio, television, music stores -----	1
		lishments			
	Retail stores, total -----	43	58	Eating, drinking places -----	1
52	Lumber, building materials, hardware, farm equip-	-	5812	Eating places -----	1
	ment dealers -----	-	5813	Drinking places (alcoholic beverages) -----	-
5251	Hardware stores -----	-	59 pt. (591)	Drug stores, proprietary stores -----	1
52 ex. 5251	Other -----	-	59 ex. 591	Other retail stores -----	11
53 part	General merchandise group stores -----	4	592	Liquor stores -----	1
531	Department stores -----	2	594	Book, stationery stores -----	2
533	Limited price variety stores -----	1	595	Sporting goods stores, bicycle shops -----	-
539	Miscellaneous general merchandise stores -----	1	597	Jewelry stores -----	1
54	Food stores -----	3	5992	Florists -----	-
			5996	Camera, photographic supply stores -----	1

Standard Notes: - Represents zero. (D) Withheld to avoid disclosure. (NA) Not available.

Omaha, Nebr.-Iowa, SMSA

CONTENTS

[Page numbers listed here omit the chapter prefix, 74-, which appears as part of number for each page]

	page
Standard Metropolitan Statistical Area Map	1
Chart on Retail Sales: 1963 and 1958	3
TABLE 1 The Central Business District: 1963 and 1958	4
2 The City: 1963 and 1958	5
3 The Standard Metropolitan Statistical Area: 1963 and 1958	6
4 CBD, City, SMSA—Sales Comparisons: 1958 and 1963	7
5 CBD Sales as Percent of City and SMSA Sales: 1963 and 1958	8
6 Other Major Retail Centers in the SMSA: 1963	9

First line of faint text in the main body of the page.

Second line of faint text in the main body of the page.

Third line of faint text in the main body of the page.

Fourth line of faint text in the main body of the page.

Fifth line of faint text in the main body of the page.

Sixth line of faint text in the main body of the page.

Seventh line of faint text in the main body of the page.

Eighth line of faint text in the main body of the page.

Ninth line of faint text in the main body of the page.

Tenth line of faint text in the main body of the page.

Eleventh line of faint text in the main body of the page.

Twelfth line of faint text in the main body of the page.

Thirteenth line of faint text in the main body of the page.

Fourteenth line of faint text in the main body of the page.

Fifteenth line of faint text in the main body of the page.

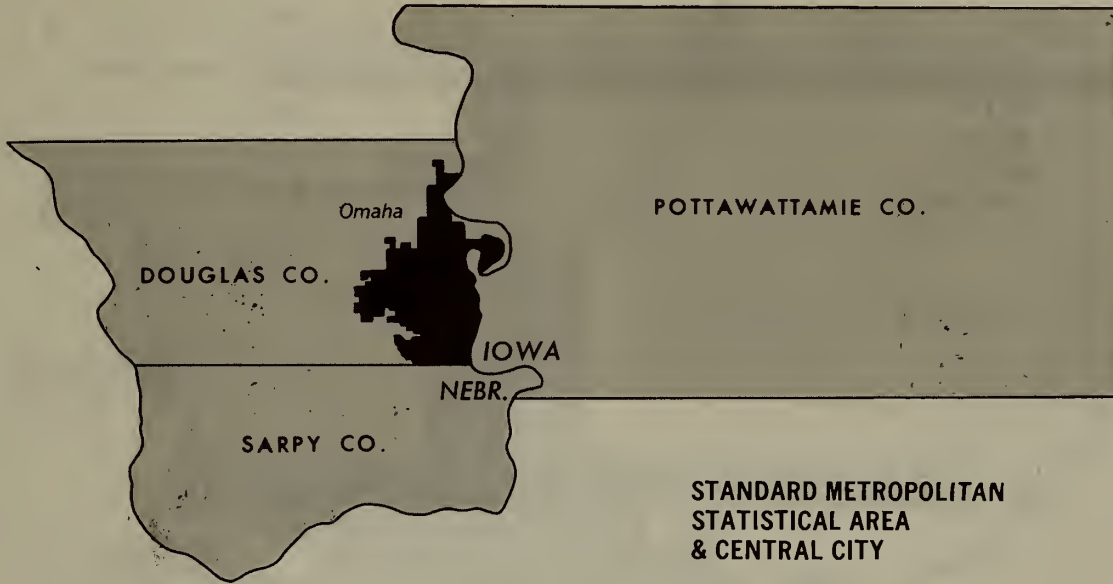
Sixteenth line of faint text in the main body of the page.

Seventeenth line of faint text in the main body of the page.


Eighteenth line of faint text in the main body of the page.

OMAHA, NEBR.-IOWA

Standard Metropolitan Statistical Area, Central Business District, and Major Retail Centers




STANDARD METROPOLITAN
STATISTICAL AREA
& CENTRAL CITY



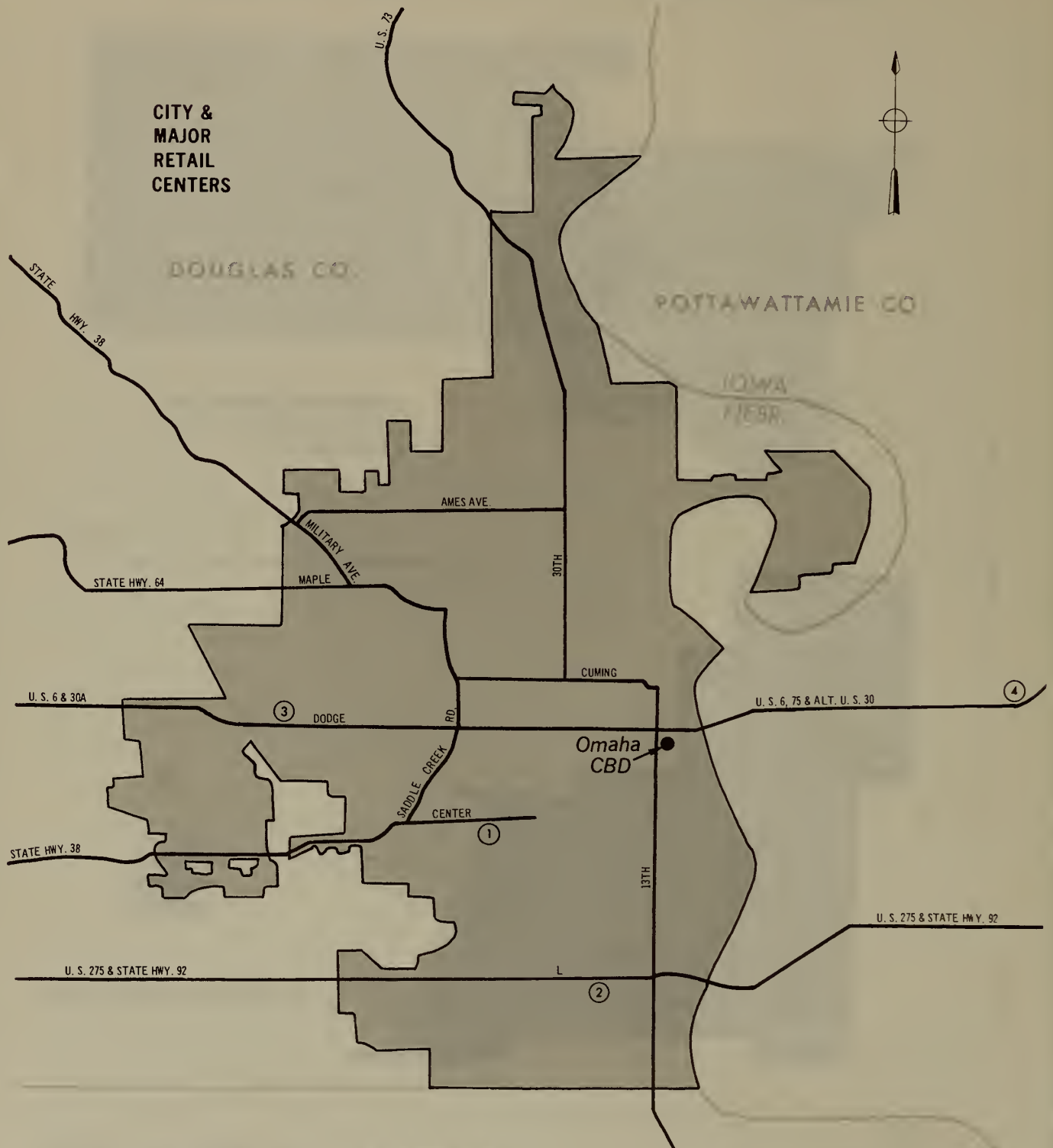
CENTRAL
BUSINESS
DISTRICT

Comprising Census Tracts 17 and 18



OMAHA, NEBR.-IOWA


Standard Metropolitan Statistical Area, Central Business District, and Major Retail Centers



CITY &
MAJOR
RETAIL
CENTERS




- Central Business District
- ① Major Retail Centers




Omaha SMSA


Retail Sales: 1958 and 1963 IN MILLIONS OF DOLLARS



Omaha



Percent Change in Sales, 1958-1963 by Types of Stores



1963 CENSUS OF BUSINESS, U.S. Department of Commerce, Bureau of the Census

TABLE 1. The Central Business District: 1963 and 1958

SIC code	Kind of business	1963				1958 ¹		
		Estab- lish- ments	Sales	Payroll, entire year	Paid employees, workweek ended nearest Nov. 15	Estab- lish- ments	Sales	Payroll, entire year
		(number)	(\$1,000)	(\$1,000)	(number)	(number)	(\$1,000)	(\$1,000)
	RETAIL STORES							
	Total ²	410	104 330	17 645	5 668	470	121 502	19 716
52	Lumber, building materials, hardware, farm equip- ment dealers	12	5 077	837	211	15	5 871	995
5251	Hardware stores	5	(D)	(D)	(D)	6	2 114	347
52 ex. 5251	Other	7	(D)	(D)	(D)	9	3 757	648
53 part ³	General merchandise group stores ²	10	42 956	7 183	2 475	8	43 639	7 765
531	Department stores	3	38 322	6 260	2 101	3	39 689	7 041
533	Limited price variety stores	3	(D)	(D)	(D)	4	(D)	(D)
539	Miscellaneous general merchandise stores	4	(D)	(D)	(D)	1	(D)	(D)
54	Food stores	17	4 062	306	98	22	4 013	329
55 ex. 554	Automotive dealers	10	5 395	814	131	12	11 610	1 422
55 pt. (554)	Gasoline service stations	20	1 966	205	51	16	1 519	154
56	Apparel, accessory stores	67	14 855	2 855	870	84	21 132	3 447
561, 567	Men's, boys' apparel stores, custom tailors	18	2 098	401	102	25	2 875	391
562-3, 568	Women's clothing, specialty stores	22	6 107	1 177	445	27	10 922	1 734
562	Women's ready-to-wear stores ³	11	5 653	1 106	420	19	9 742	1 565
565	Family clothing stores ³	3	(D)	(D)	(D)	4	(D)	(D)
566	Shoe stores	20	2 585	416	99	22	2 770	404
564, 569	Other apparel, accessory stores	4	(D)	(D)	(D)	1	(D)	(D)
57	Furniture, home furnishings, equipment stores	22	5 745	1 008	207	29	7 781	1 167
5712	Furniture stores	5	(D)	(D)	(D)	7	3 000	524
5713-15, 19	Other home furnishings stores	3	(D)	(D)	(D)	7	1 423	187
572, 573	Household appliance, radio, television, music stores	14	3 316	630	139	15	3 358	456
58	Eating, drinking places	137	10 045	2 335	1 045	148	10 052	2 119
5812	Eating places	76	5 889	1 661	781	86	6 276	1 540
5813	Drinking places (alcoholic beverages)	61	4 156	674	264	62	3 776	579
59 pt. (591)	Drug stores, proprietary stores	15	4 808	699	231	18	4 531	635
59 ex. 591	Other retail stores ⁴	100	9 421	1 403	349	118	11 354	1 683
592	Liquor stores	12	790	95	32	14	874	78
594	Book, stationery stores	8	551	53	18	10	755	146
595	Sporting goods stores, bicycle shops	2	(D)	(D)	(D)	6	706	59
597	Jewelry stores	18	3 086	491	123	22	2 921	418
5992	Florists	4	239	49	9	5	157	35
5996	Camera, photographic supply stores	4	653	62	18	6	900	101
	SELECTED SERVICES							
7011	Hotels, motels	31	5 832	2 316	1 265	43	6 745	2 174
783	Motion picture theaters	4	(D)	(D)	(D)	5	1 480	297

Standard Notes: - Represents zero. (D) Withheld to avoid disclosure. (NA) Not available.

¹1958 group totals for SIC 53 and 56 may include data for "nonemployer" establishments which could not be classified and tabulated by detailed kinds of business.

²Excludes nonstore retailers (i.e., mail order, direct selling, merchandise vending machine operators) part of SIC 53.

³1958 data limited to "employer" establishments.

⁴Includes data for those kinds of business in SIC 59 (ex. 591) not covered in any of the lines below.

TABLE 2. The City: 1963 and 1958

SIC code	Kind of business	1963				1958 ¹		
		Estab-lish-ments	Sales	Payroll, entire year	Paid employees, workweek ended nearest Nov. 15	Estab-lish-ments	Sales	Payroll, entire year
		(number)	(\$1,000)	(\$1,000)	(number)	(number)	(\$1,000)	(\$1,000)
RETAIL STORES								
	Total ²	2 193	492 295	63 509	19 467	2 576	434 612	(D)
52	Lumber, building materials, hardware, farm equip-ment dealers	109	23 579	3 130	673	151	27 685	3 323
5251	Hardware stores	39	3 783	552	135	53	5 024	655
52 ex. 5251	Other	70	19 796	2 578	538	98	22 661	2 668
53 part ²	General merchandise group stores ²	50	85 456	13 400	4 572	58	63 818	(D)
531	Department stores	6	74 237	11 545	3 789	6	(D)	(D)
533	Limited price variety stores	24	(D)	(D)	(D)	26	(D)	(D)
539	Miscellaneous general merchandise stores	20	(D)	(D)	(D)	22	(D)	(D)
54	Food stores	315	97 976	8 061	2 566	468	92 942	5 934
55 ex. 554	Automotive dealers	131	91 893	9 487	1 738	128	79 412	7 356
55 pt. (554)	Gasoline service stations	295	29 484	3 102	977	307	25 684	2 138
56	Apparel, accessory stores	152	32 411	4 719	1 519	176	28 253	4 183
561, 567	Men's, boys' apparel stores, custom tailors	31	(D)	(D)	(D)	40	(D)	(D)
562-3, 568	Women's clothing, specialty stores	53	13 920	1 835	711	56	12 685	1 864
562	Women's ready-to-wear stores ³	35	(D)	(D)	(D)	29	10 751	1 594
565	Family clothing stores ³	14	(D)	(D)	(D)	16	(D)	(D)
566	Shoe stores	45	5 147	774	198	42	(D)	(D)
564, 569	Other apparel, accessory stores	9	1 043	131	53	10	680	(D)
57	Furniture, home furnishings, equipment stores	114	33 044	4 412	839	148	29 166	3 611
5712	Furniture stores	42	15 490	1 737	329	32	(D)	(D)
5713-15, 19	Other home furnishings stores	22	8 055	1 207	218	42	6 630	960
572, 573	Household appliance, radio, television, music stores	50	9 499	1 468	292	74	(D)	(D)
58	Eating, drinking places	580	44 620	9 690	4 247	625	39 469	8 207
5812	Eating places	298	26 825	7 012	3 296	330	24 636	6 389
5813	Drinking places (alcoholic beverages)	282	17 795	2 678	951	295	14 833	1 818
59 pt. (591)	Drug stores, proprietary stores	102	19 396	2 861	990	115	16 001	2 044
59 ex. 591	Other retail stores ⁴	345	34 436	4 647	1 346	400	32 182	3 728
592	Liquor stores	82	7 374	641	241	97	(D)	(D)
594	Book, stationery stores	7	(D)	(D)	(D)	12	(D)	(D)
595	Sporting goods stores, bicycle shops	9	(D)	(D)	(D)	16	(D)	(D)
597	Jewelry stores	29	4 922	702	219	35	(D)	(D)
5992	Florists	26	1 729	354	89	33	1 384	251
5996	Camera, photographic supply stores	8	949	85	24	8	(D)	(D)
SELECTED SERVICES								
7011	Hotels, motels	59	10 669	(D)	(D)	87	(D)	(D)
783	Motion picture theaters	16	(D)	(D)	(D)	20	(D)	(D)

Standard Notes: - Represents zero. (D) Withheld to avoid disclosure. (NA) Not available.
¹1958 group totals for SIC 53 and 56 may include data for "nonemployer" establishments which could not be classified and tabulated by detailed kinds of business.
²Excludes nonstore retailers (i.e., mail order, direct selling, merchandise vending machine operators) part of SIC 53.
³1958 data limited to "employer" establishments.
⁴Includes data for those kinds of business in SIC 59 (ex. 591) not covered in any of the lines below.

TABLE 3. The Standard Metropolitan Statistical Area: 1963 and 1958

SIC code	Kind of business	1963				1958 ¹		
		Estab- lish- ments	Sales	Payroll, entire year	Paid employees, workweek ended nearest Nov. 15	Estab- lish- ments	Sales	Payroll, entire year
		(number)	(\$1,000)	(\$1,000)	(number)	(number)	(\$1,000)	(\$1,000)
	RETAIL STORES							
	Total ² -----	3 269	650 613	78 824	24 620	3 539	542 199	60 734
52	Lumber, building materials, hardware, farm equip- ment dealers -----	208	37 769	4 537	975	250	44 259	4 828
5251	Hardware stores -----	65	5 250	670	175	77	6 250	764
52 ex. 5251	Other -----	143	32 519	3 867	800	173	38 009	4 064
53 part ²	General merchandise group stores ² -----	73	98 878	15 094	5 235	89	69 396	11 305
531	Department stores -----	9	82 483	12 561	4 141	7	54 715	9 215
533	Limited price variety stores -----	34	10 600	1 885	904	35	(D)	(D)
539	Miscellaneous general merchandise stores -----	30	5 795	648	190	35	(D)	(D)
54	Food stores -----	455	142 498	11 183	3 570	628	121 439	7 680
55 ex. 554	Automotive dealers -----	209	116 120	11 487	2 203	181	94 329	8 649
55 pt. (554)	Gasoline service stations -----	481	48 843	4 671	1 531	462	38 113	3 046
56	Apparel, accessory stores -----	195	38 140	5 421	1 759	214	32 325	4 631
561, 567	Men's, boys' apparel stores, custom tailors -----	38	4 888	747	188	49	4 627	569
562-3, 568	Women's clothing, specialty stores -----	61	14 608	1 901	749	65	13 206	1 913
562	Women's ready-to-wear stores ³ -----	43	13 696	1 729	700	35	11 225	1 641
565	Family clothing stores ³ -----	23	11 108	1 701	521	25	(D)	(D)
566	Shoe stores -----	61	6 408	936	246	52	5 398	698
564, 569	Other apparel, accessory stores -----	12	1 128	136	55	11	(D)	(D)
57	Furniture, home furnishings, equipment stores -----	175	37 451	4 909	970	191	33 608	4 127
5712	Furniture stores -----	60	17 466	1 953	386	42	13 980	1 455
5713-15, 19	Other home furnishings stores -----	40	8 424	1 256	234	46	(D)	(D)
572, 573	Household appliance, radio, television, music stores -----	75	11 561	1 700	350	103	(D)	(D)
58	Eating, drinking places -----	848	57 173	12 160	5 455	861	47 853	9 624
5812	Eating places -----	456	36 016	9 193	4 370	469	30 094	7 511
5813	Drinking places (alcoholic beverages) -----	392	21 157	2 967	1 085	392	17 759	2 113
59 pt. (591)	Drug stores, proprietary stores -----	146	24 755	3 518	1 222	151	19 935	2 492
59 ex. 591	Other retail stores ⁴ -----	479	48 986	5 844	1 700	512	40 942	4 352
592	Liquor stores -----	93	8 789	756	274	105	8 034	540
594	Book, stationery stores -----	9	811	102	38	13	1 347	301
595	Sporting goods stores, bicycle shops -----	16	(D)	(D)	(D)	20	1 223	91
597	Jewelry stores -----	38	5 472	760	2 242	47	3 765	496
5992	Florists -----	36	2 003	409	114	45	1 619	269
5996	Camera, photographic supply stores -----	10	1 072	97	29	9	1 333	140
	SELECTED SERVICES							
7011	Hotels, motels -----	106	12 047	4 054	2 126	132	10 790	3 277
783	Motion picture theaters -----	26	(D)	(D)	(D)	35	(D)	(D)

Standard Notes: - Represents zero. (D) Withheld to avoid disclosure. (NA) Not available.

¹1958 group totals for SIC 53 and 56 may include data for "nonemployer" establishments which could not be classified and tabulated by detailed kinds of business.

²Excludes nonstore retailers (i.e., mail order, direct selling, merchandise vending machine operators) part of SIC 53.

³1958 data limited to "employer" establishments.

⁴Includes data for those kinds of business in SIC 59 (ex. 591) not covered in any of the lines below.

TABLE 4. CBD, City, SMSA—Sales Comparisons: 1958 and 1963

SIC code	Kind of business	Percent change in sales			Percent distribution of sales					
		Central business district	City	Standard metropolitan statistical area	Central business district		City		Standard metropolitan statistical area	
					1963	1958	1963	1958	1963	1958
RETAIL STORES										
	Total ² -----	-14.1	13.3	20.0	100.0	100.0	100.0	100.0	100.0	100.0
52	Lumber, building materials, hardware, farm equipment dealers -----	-13.5	-14.8	-14.7	4.9	4.8	4.8	6.4	5.8	8.2
5251	Hardware stores -----	(D)	-24.7	-16.0	(D)	1.7	0.8	1.2	0.8	1.2
52 ex. 5251	Other -----	(D)	-12.7	-14.5	(D)	3.1	4.0	5.2	5.0	7.0
53 part ¹	General merchandise group stores ^{1,2} -----	-1.6	33.9	42.5	41.2	35.9	17.4	14.7	15.2	12.8
531	Department stores -----	-3.5	(D)	50.8	36.7	32.7	15.1	(D)	12.7	10.1
533	Limited price variety stores -----	(D)	(D)	(D)	(D)	(D)	(D)	(D)	1.6	(D)
539	Miscellaneous general merchandise stores -----	(D)	(D)	(D)	(D)	(D)	(D)	(D)	0.9	(D)
54	Food stores -----	1.2	5.4	17.3	3.9	3.3	19.9	21.4	21.9	22.4
55 ex. 554	Automotive dealers -----	-53.5	15.7	23.1	5.2	9.6	18.7	18.3	17.8	17.4
55 pt. (554)	Gasoline service stations -----	29.4	14.8	28.2	1.9	1.3	6.0	5.9	7.5	7.0
56	Apparel, accessory stores -----	-29.7	14.7	18.0	14.2	17.4	6.6	6.5	5.9	6.0
561, 567	Men's, boys' apparel stores, custom tailors -----	-27.0	(D)	5.6	2.0	2.4	(D)	(D)	0.8	0.9
562-3, 568	Women's clothing, specialty stores -----	-44.1	9.7	10.6	5.9	9.0	2.8	2.9	2.2	2.4
562	Women's ready-to-wear stores ³ -----	-42.0	(D)	22.0	5.4	8.0	(D)	2.5	2.1	2.1
565	Family clothing stores ³ -----	(D)	(D)	(D)	(D)	(D)	(D)	(D)	1.7	(D)
566	Shoe stores -----	-6.7	(D)	18.7	2.5	2.3	1.0	(D)	1.0	1.0
564, 569	Other apparel, accessory stores -----	(D)	53.4	(D)	(D)	(D)	0.2	0.2	0.2	(D)
57	Furniture, home furnishings, equipment stores -----	-26.2	13.3	11.4	5.5	6.4	6.6	6.7	5.8	6.2
5712	Furniture stores -----	(D)	(D)	24.9	(D)	2.5	3.1	(D)	2.7	2.6
5713-15, 19	Other home furnishings stores -----	(D)	21.5	(D)	(D)	1.2	1.6	1.5	1.3	(D)
572, 573	Household appliance, radio, television, music stores -----	-1.3	(D)	(D)	3.2	2.7	1.9	(D)	1.8	(D)
58	Eating, drinking places -----	-0.1	13.1	19.5	9.6	8.3	9.1	9.1	8.8	8.8
5812	Eating places -----	-6.2	8.9	19.7	5.6	5.2	5.4	5.7	5.5	5.6
5813	Drinking places (alcoholic beverages) -----	10.1	20.0	19.1	4.0	3.1	3.6	3.4	3.3	3.2
59 pt. (591)	Drug stores, proprietary stores -----	6.1	21.2	24.2	4.6	3.7	3.9	3.7	3.8	3.7
59 ex. 591	Other retail stores ⁴ -----	-17.0	7.0	19.6	9.0	9.3	7.0	7.3	7.5	7.5
592	Liquor stores -----	-9.6	(D)	9.4	0.8	0.7	1.5	(D)	1.4	1.5
594	Book, stationery stores -----	-27.0	(D)	-39.8	0.5	0.6	(D)	(D)	0.1	0.2
595	Sporting goods stores, bicycle shops -----	(D)	(D)	(D)	(D)	0.6	(D)	(D)	(D)	0.2
597	Jewelry stores -----	5.6	(D)	45.3	3.0	2.4	1.0	(D)	0.8	0.7
5992	Florists -----	52.2	24.9	23.7	0.2	0.1	0.4	0.3	0.3	0.3
5996	Camera, photographic supply stores -----	-27.5	(D)	-19.6	0.6	0.7	0.2	(D)	0.2	0.2
SELECTED SERVICES										
7011	Hotels, motels -----	-13.5	(D)	11.6	(X)	(X)	(X)	(X)	(X)	(X)
783	Motion picture theaters -----	(D)	(D)	(D)	(X)	(X)	(X)	(X)	(X)	(X)

Standard Notes: - Represents zero. (D) Withheld to avoid disclosure. (NA) Not available. (X) Not applicable. (-) Minus sign before number denotes decrease.

¹1958 group totals for SIC 53 and 56 may include data for "nonemployer" establishments which could not be classified and tabulated by detailed kinds of business.

²Excludes nonstore retailers (i.e., mail order, direct selling, merchandise vending machine operators) part of SIC 53.

³1958 data limited to "employer" establishments.

⁴Includes data for those kinds of business in SIC 59 (ex. 591) not covered in any of the lines below.

TABLE 5. CBD Sales as Percent of City and SMSA Sales: 1963 and 1958

SIC code	Kind of business	Central business district sales as—			
		Percent of city sales		Percent of standard metropolitan statistical area sales	
		1963	1958	1963	1958
	RETAIL STORES				
	Total ²	21.2	28.0	16.0	22.4
52	Lumber, building materials, hardware, farm equipment dealers	21.5	21.2	13.4	13.3
5251	Hardware stores	(0)	42.1	(0)	33.8
52 ex. 5251	Other	(0)	16.6	(0)	9.9
53 part ²	General merchandise group stores ^{1,2}	50.3	68.4	43.4	62.9
531	Department stores	51.6	(0)	46.5	72.5
533	Limited price variety stores	(0)	(0)	(0)	(0)
539	Miscellaneous general merchandise stores	(0)	(0)	(0)	(0)
54	Food stores	4.1	4.3	2.9	3.3
55 ex. 554	Automotive dealers	5.9	14.6	4.6	12.3
55 pt. (554)	Gasoline service stations	6.7	5.9	4.0	4.0
56	Apparel, accessory stores ¹	45.8	74.8	38.9	65.4
561, 567	Men's, boys' apparel stores, custom tailors	(0)	(0)	42.9	62.1
562-3, 568	Women's clothing, specialty stores	43.9	86.1	41.8	82.7
562	Women's ready-to-wear stores ³	(0)	90.6	41.3	86.8
565	Family clothing stores ³	(0)	(0)	(0)	(0)
566	Shoe stores	50.2	(0)	40.3	51.3
564, 569	Other apparel, accessory stores	(0)	(0)	(0)	(0)
57	Furniture, home furnishings, equipment stores	17.4	26.7	15.3	23.2
5712	Furniture stores	(0)	(0)	(0)	21.5
5713-15, 19	Other home furnishings stores	(0)	21.5	(0)	(0)
572, 573	Household appliance, radio, television, music stores	34.9	(0)	28.7	(0)
58	Eating, drinking places	22.5	25.5	17.6	21.0
5812	Eating places	22.0	25.5	16.4	20.9
5813	Drinking places (alcoholic beverages)	23.4	25.5	19.6	21.3
59 pt. (591)	Drug stores, proprietary stores	24.8	28.3	19.4	22.7
59 ex. 591	Other retail stores ⁴	27.4	35.3	19.2	27.7
592	Liquor stores	10.7	(0)	9.0	10.9
594	Book, stationery stores	(0)	(0)	67.9	56.1
595	Sporting goods stores, bicycle shops	(0)	(0)	(0)	57.7
597	Jewelry stores	62.7	(0)	56.4	77.6
5992	Florists	13.8	11.3	11.9	9.7
5996	Camera, photographic supply stores	68.8	(0)	60.9	67.5
	SELECTED SERVICES				
7011	Hotels, motels	54.7	(0)	48.4	62.5
783	Motion picture theaters	(0)	(0)	(0)	(0)

Standard Notes: - Represents zero. (D) Withheld to avoid disclosure. (NA) Not available.

¹1958 group totals for SIC 53 and 56 may include data for "nonemployer" establishments which could not be classified and tabulated by detailed kinds of business.

²Excludes nonstore retailers (i.e., mail order, direct selling, merchandise vending machine operators) part of SIC 53.

³1958 data limited to "employer" establishments.

⁴Includes data for those kinds of business in SIC 59 (ex. 591) not covered in any of the lines below.

TABLE 6. Other Major Retail Centers in the SMSA: 1963

MRC No. 1. Includes the planned center known as "The Center" in the area bounded by: Center, S. 40th, Frances, S. 42nd.

SIC code	Kind of business	Total	SIC code	Kind of business	Number of establishments
	Retail stores, total:				
	Number	26	55 ex. 554	Automotive Dealers	1
	Sales \$1,000	6 835	55 pt. (554)	Gasoline service stations	1
54, 58, 591	Convenience goods stores:		56	Apparel, accessory stores	8
	Number	8	561, 567	Men's, boys' apparel stores, custom tailors	2
	Sales \$1,000	1 549	562-3, 568	Women's clothing, specialty stores	3
53 part, 56, 57	Shopping goods stores:		562	Women's ready-to-wear stores	1
	Number	10	565	Family clothing stores	-
	Sales \$1,000	4 803	566	Shoe stores	2
52, 55, 59 ex. 591	All other stores:		564, 569	Other apparel, accessory stores	1
	Number	8	57	Furniture, home furnishings, equipment stores	-
	Sales \$1,000	483	5712	Furniture stores	-
			5713-15, 19	Other home furnishings stores	-
			572, 573	Household appliance, radio, television, music stores	-
	Retail stores, total	26	58	Eating, drinking places	5
52	Lumber, building materials, hardware, farm equipment dealers	1	5812	Eating places	4
5251	Hardware stores	-	5813	Drinking places (alcoholic beverages)	1
52 ex. 5251	Other	1	59 pt. (591)	Drug stores, proprietary stores	1
53 part	General merchandise group stores	2	59 ex. 591	Other retail stores	5
531	Department stores	1	592	Liquor stores	-
533	Limited price variety stores	1	594	Book, stationery stores	1
539	Miscellaneous general merchandise stores	-	595	Sporting goods stores, bicycle shops	-
			597	Jewelry stores	1
54	Food stores	2	5992	Florists	-
			5996	Camera, photographic supply stores	1

MRC No. 2. Includes establishments in the area bounded by: "K" St., S. 23rd St., "Q" St. and S. 25th St.

SIC code	Kind of business	Total	SIC code	Kind of business	Number of establishments
	Retail stores, total:				
	Number	125	55 ex. 554	Automotive dealers	12
	Sales \$1,000	27 570	55 pt. (554)	Gasoline service stations	4
54, 58, 591	Convenience goods stores:		56	Apparel, accessory stores	20
	Number	37	561, 567	Men's, boys' apparel stores, custom tailors	5
	Sales \$1,000	6 262	562-3, 568	Women's clothing, specialty stores	5
53 part, 56, 57	Shopping goods stores:		562	Women's ready-to-wear stores	4
	Number	34	565	Family clothing stores	3
	Sales \$1,000	9 153	566	Shoe stores	6
52, 55, 59 ex. 591	All other stores:		564, 569	Other apparel, accessory stores	1
	Number	54	57	Furniture, home furnishings, equipment stores	8
	Sales \$1,000	12 155	5712	Furniture stores	5
			5713-15, 19	Other home furnishings stores	-
			572, 573	Household appliance, radio, television, music stores	3
	Retail stores, total	125	58	Eating, drinking places	26
52	Lumber, building materials, hardware, farm equipment dealers	9	5812	Eating places	10
5251	Hardware stores	2	5813	Drinking places (alcoholic beverages)	16
52 ex. 5251	Other	7	59 pt. (591)	Drug stores, proprietary stores	4
53 part	General merchandise group stores	6	59 ex. 591	Other retail stores	29
531	Department stores	1	592	Liquor stores	3
533	Limited price variety stores	3	594	Book, stationery stores	1
539	Miscellaneous general merchandise stores	2	595	Sporting goods stores, bicycle shops	1
			597	Jewelry stores	6
54	Food stores	7	5992	Florists	-
			5996	Camera, photographic supply stores	1

Standard Notes: - Represents zero. (D) Withheld to avoid disclosure. (NA) Not available.

TABLE 6. Other Major Retail Centers in the SMSA: 1963—Continued

MRC No. 3. Includes the planned center known as "The Crossroads" and establishments on Dodge St. from 70th St. to 75th St., on 72nd St. from Cass St. to Farnam St., and on Cass St. from 72nd to 75th Sts.

SIC code	Kind of business	Total	SIC code	Kind of business	Number of establishments
	Retail stores, total:				
	Number -----	45	55 ex. 554	Automotive Dealers -----	-
	Sales ----- \$1,000	46 440	55 pt. (554)	Gasoline service stations -----	5
54, 58, 591	Convenience goods stores:		56	Apparel, accessory stores -----	13
	Number -----	14	561, 567	Men's, boys' apparel stores, custom tailors -----	-
	Sales ----- \$1,000	6 245	562-3, 568	Women's clothing, specialty stores -----	4
53 part, 56, 57	Shopping goods stores:		562	Women's ready-to-wear stores -----	3
	Number -----	20	565	Family clothing stores -----	1
	Sales ----- \$1,000	38 932	566	Shoe stores -----	7
52, 55, 59 ex. 591	All other stores:		564, 569	Other apparel, accessory stores -----	1
	Number -----	11	57	Furniture, home furnishings, equipment stores -----	4
	Sales ----- \$1,000	1 263	5712	Furniture stores -----	-
		Number of establishments	5713-15, 19	Other home furnishings stores -----	-
			572, 573	Household appliance, radio, television, music stores -----	4
	Retail stores, total -----	45	58	Eating, drinking places -----	8
52	Lumber, building materials, hardware, farm equipment dealers -----	2	5812	Eating places -----	7
5251	Hardware stores -----	1	5813	Drinking places (alcoholic beverages) -----	1
52 ex. 5251	Other -----	1	59 pt. (591)	Drug stores, proprietary stores -----	2
53 part	General merchandise group stores -----	3	59 ex. 591	Other retail stores -----	4
531	Department stores -----	2	592	Liquor stores -----	-
533	Limited price variety stores -----	1	594	Book, stationery stores -----	2
539	Miscellaneous general merchandise stores -----	-	595	Sporting goods stores, bicycle shops -----	-
			597	Jewelry stores -----	1
			5992	Florists -----	-
54	Food stores -----	4	5996	Camera, photographic supply stores -----	-

MRC No. 4. Includes establishments on West Broadway from First St. to Eighth St., on Main St. from Washington St. to Seventh Ave. S., on Scott St. from West Broadway to Myrner St. and on Pearl St. from West Broadway to First Ave. S.

SIC code	Kind of business	Total	SIC code	Kind of business	Number of establishments
	Retail stores, total:				
	Number -----	145	55 ex. 554	Automotive dealers -----	8
	Sales ----- \$1,000	29 134	55 pt. (554)	Gasoline service stations -----	1
54, 58, 591	Convenience goods stores:		56	Apparel, accessory stores -----	17
	Number -----	55	561, 567	Men's, boys' apparel stores, custom tailors -----	4
	Sales ----- \$1,000	6 341	562-3, 568	Women's clothing, specialty stores -----	5
53 part, 56, 57	Shopping goods stores:		562	Women's ready-to-wear stores -----	5
	Number -----	39	565	Family clothing stores -----	4
	Sales ----- \$1,000	12 582	566	Shoe stores -----	4
52, 55, 59 ex. 591	All other stores:		564, 569	Other apparel, accessory stores -----	-
	Number -----	51	57	Furniture, home furnishings, equipment stores -----	14
	Sales ----- \$1,000	10 211	5712	Furniture stores -----	5
		Number of establishments	5713-15, 19	Other home furnishings stores -----	1
			572, 573	Household appliance, radio, television, music stores -----	8
	Retail stores, total -----	145	58	Eating, drinking places -----	33
52	Lumber, building materials, hardware, farm equipment dealers -----	11	5812	Eating places -----	17
5251	Hardware stores -----	2	5813	Drinking places (alcoholic beverages) -----	16
52 ex. 5251	Other -----	9	59 pt. (591)	Drug stores, proprietary stores -----	7
53 part	General merchandise group stores -----	8	59 ex. 591	Other retail stores -----	31
531	Department stores -----	2	592	Liquor stores -----	2
533	Limited price variety stores -----	3	594	Book, stationery stores -----	1
539	Miscellaneous general merchandise stores -----	3	595	Sporting goods stores, bicycle shops -----	1
			597	Jewelry stores -----	9
			5992	Florists -----	1
54	Food stores -----	15	5996	Camera, photographic supply stores -----	1


Standard Notes: - Represents zero. (D) Withheld to avoid disclosure. (NA) Not available.

Paterson-Clifton-Passaic, N.J., SMSA

CONTENTS

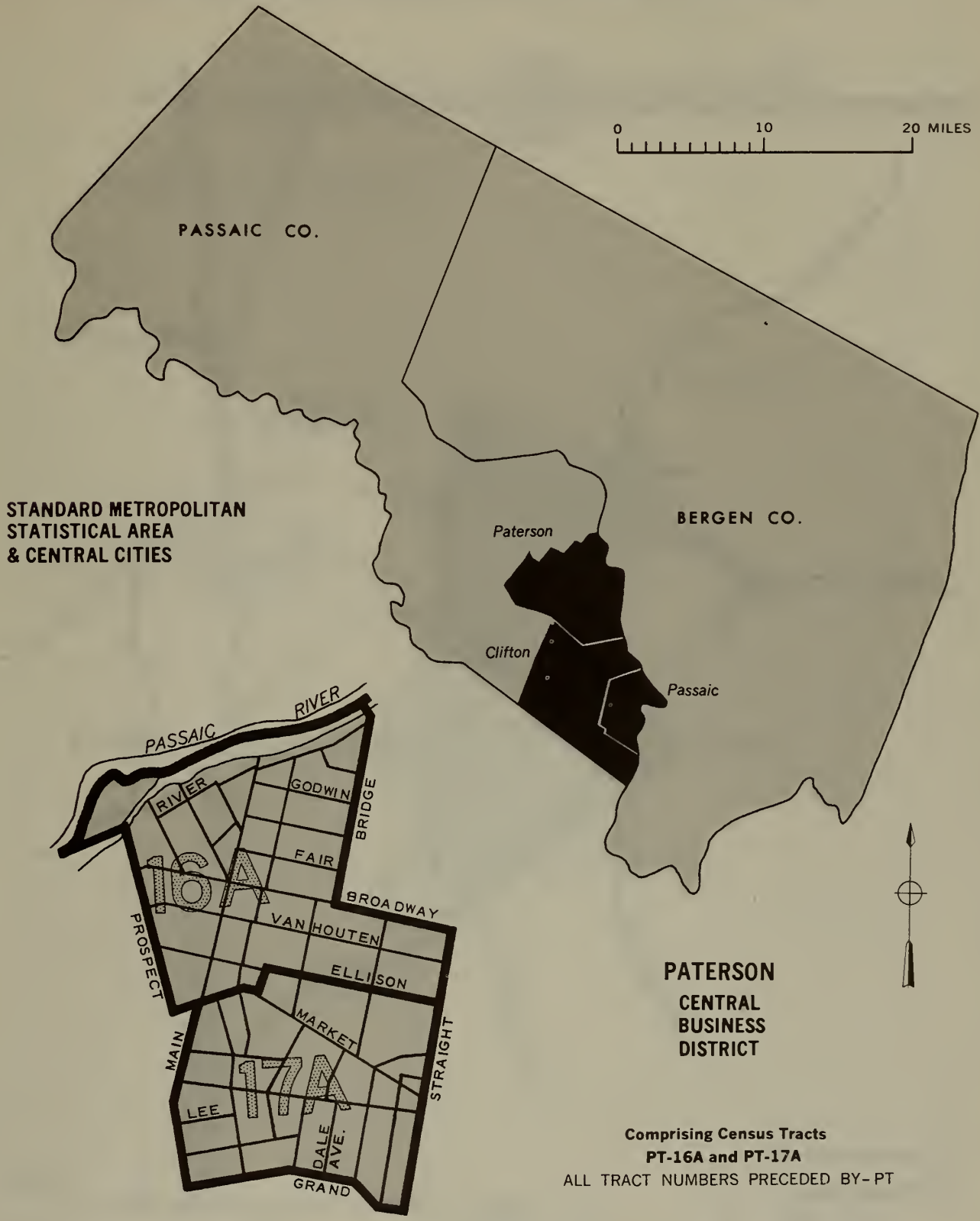
[Page numbers listed here omit the chapter prefix, 75-, which appears as part of number for each page]

	page
Standard Metropolitan Statistical Area Map	1
Chart on Retail Sales: 1963 and 1958	3
TABLE 1 The Central Business District: 1963 and 1958	4
2 The City: 1963 and 1958	5
3 The Standard Metropolitan Statistical Area: 1963 and 1958	6
4 CBD, City, SMSA—Sales Comparisons: 1958 and 1963	7
5 CBD Sales as Percent of City and SMSA Sales: 1963 and 1958	8
6 Other Major Retail Centers in the SMSA: 1963	9



PATERSON-CLIFTON-PASSAIC, N.J.

Standard Metropolitan Statistical Area, Central Business District, and Major Retail Centers



0 10 20 MILES

STANDARD METROPOLITAN STATISTICAL AREA & CENTRAL CITIES

BERGEN CO.

Paterson

Clifton

Passaic

PASSAIC RIVER
RIVER
GODWIN
FAIR
BROADWAY
VAN HOUTEN
ELLISON
MARKET
LEE
DALE AVE.
GRAND
PROSPECT
MAIN
STRAIGHT

PATERSON
CENTRAL
BUSINESS
DISTRICT

Comprising Census Tracts
PT-16A and PT-17A
ALL TRACT NUMBERS PRECEDED BY-PT

0 1000 2000 FEET


PATERSON-CLIFTON-PASSAIC, N.J.

Standard Metropolitan Statistical Area, Central Business District, and Major Retail Centers




Paterson-Clifton-Passaic SMSA

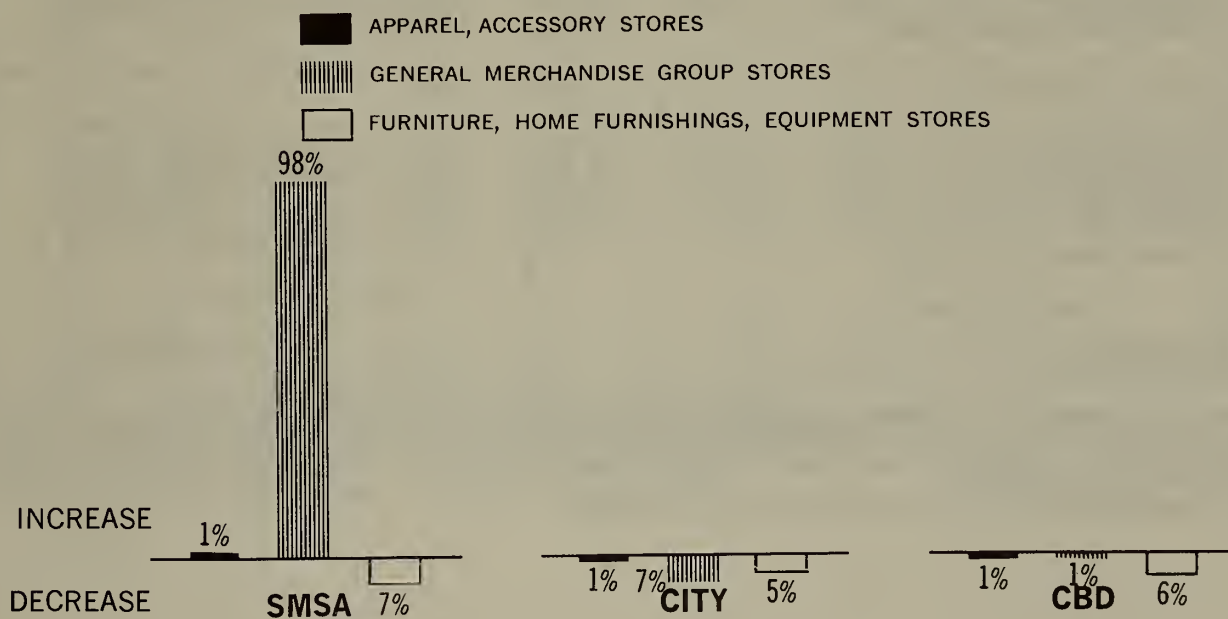
Retail Sales: 1958 and 1963 IN MILLIONS OF DOLLARS



Paterson



Percent Change in Sales, 1958-1963 by Types of Stores



1963 CENSUS OF BUSINESS, U.S. Department of Commerce, Bureau of the Census

TABLE 1. The Central Business District: 1963 and 1958

SIC code	Kind of business	1963				1958 ¹		
		Estab- lish- ments	Sales	Payroll, entire year	Paid employees, workweek ended nearest Nov. 15	Estab- lish- ments	Sales	Payroll, entire year
		(number)	(\$1,000)	(\$1,000)	(number)	(number)	(\$1,000)	(\$1,000)
	RETAIL STORES							
	Total ² -----	497	75 423	11 620	3 555	577	85 357	12 663
52	Lumber, building materials, hardware, farm equip- ment dealers -----	10	652	67	17	17	1 040	95
5251	Hardware stores -----	5	444	31	7	7	414	39
52 ex. 5251	Other -----	5	208	36	10	10	626	56
53 part ²	General merchandise group stores ² -----	20	23 927	4 117	1 424	29	24 210	4 427
531	Department stores -----	2	(D)	(D)	(D)	2	(D)	(D)
533	Limited price variety stores -----	4	(D)	(D)	(D)	5	4 167	782
539	Miscellaneous general merchandise stores -----	14	4 494	615	147	22	(D)	(D)
54	Food stores -----	66	8 033	739	209	86	13 712	1 209
55 ex. 554	Automotive dealers -----	3	518	59	20	13	3 374	365
55 pt. (554)	Gasoline service stations -----	10	750	47	14	14	697	66
56	Apparel, accessory stores -----	123	19 150	2 768	818	139	19 328	2 918
561, 567	Men's, boys' apparel stores, custom tailors -----	34	4 514	624	140	35	4 166	602
562-3, 568	Women's clothing, specialty stores -----	55	6 653	960	359	60	6 902	1 140
562	Women's ready-to-wear stores ³ -----	24	4 043	644	242	34	4 525	755
565	Family clothing stores ³ -----	4	(D)	(D)	(D)	6	(D)	(D)
566	Shoe stores -----	25	3 511	537	108	29	3 892	500
564, 569	Other apparel, accessory stores -----	5	(D)	(D)	(D)	5	(D)	(D)
57	Furniture, home furnishings, equipment stores -----	55	9 101	1 558	347	57	9 705	1 510
5712	Furniture stores -----	19	4 893	926	184	13	3 788	508
5713-15, 19	Other home furnishings stores -----	19	1 723	327	77	20	2 189	501
572, 573	Household appliance, radio, television, music stores -----	17	2 485	305	86	24	3 728	501
58	Eating, drinking places -----	101	5 129	1 231	451	113	5 149	998
5812	Eating places -----	43	3 279	886	327	49	3 345	739
5813	Drinking places (alcoholic beverages) -----	58	1 850	345	124	64	1 804	259
59 pt. (591)	Drug stores, proprietary stores -----	8	1 550	279	69	9	1 917	313
59 ex. 591	Other retail stores ⁴ -----	101	6 613	755	186	100	6 225	762
592	Liquor stores -----	13	1 205	62	12	9	663	35
594	Book, stationery stores -----	6	820	138	28	6	407	33
595	Sporting goods stores, bicycle shops -----	5	592	62	18	7	617	67
597	Jewelry stores -----	16	1 272	209	42	19	957	146
5992	Florists -----	7	222	50	10	9	236	56
5996	Camera, photographic supply stores -----	5	(D)	(D)	(D)	5	(D)	(D)
	SELECTED SERVICES							
7011	Hotels, motels -----	7	716	317	91	5	(D)	(D)
783	Motion picture theaters -----	3	743	174	63	3	614	153

Standard Notes: - Represents zero. (D) Withheld to avoid disclosure. (NA) Not available.

¹1958 group totals for SIC 53 and 56 may include data for "nonemployer" establishments which could not be classified and tabulated by detailed kinds of business.

²Excludes nonstore retailers (i.e., mail order, direct selling, merchandise vending machine operators) part of SIC 53.

³1958 data limited to "employer" establishments.

⁴Includes data for those kinds of business in SIC 59 (ex. 591) not covered in any of the lines below.

TABLE 2. The City: 1963 and 1958

SIC code	Kind of business	1963				1958 ¹		
		Estab- lish- ments (number)	Sales (\$1,000)	Payroll, entire year (\$1,000)	Paid employees, workweek ended nearest Nov. 15 (number)	Estab- lish- ments (number)	Sales (\$1,000)	Payroll, entire year (\$1,000)
	RETAIL STORES							
	Total ² -----	1 706	204 354	24 008	6 755	2 055	207 337	23 444
52	Lumber, building materials, hardware, farm equip- ment dealers -----	40	5 608	636	128	75	8 071	1 065
5251	Hardware stores -----	23	2 093	268	54	34	(D)	(D)
52 ex. 5251	Other -----	17	3 515	368	74	41	(D)	(D)
53 part ²	General merchandise group stores ² -----	27	24 358	4 153	1 438	63	26 066	4 619
531	Department stores -----	2	(D)	(D)	(D)	2	(D)	(D)
533	Limited price variety stores -----	6	3 715	705	308	8	4 289	788
539	Miscellaneous general merchandise stores -----	19	(D)	(D)	(D)	49	(D)	(D)
54	Food stores -----	434	43 100	3 194	957	533	49 847	3 486
55 ex. 554	Automotive dealers -----	65	39 079	3 394	546	75	31 989	2 481
55 pt. (554)	Gasoline service stations -----	119	9 666	551	175	157	8 881	568
56	Apparel, accessory stores -----	184	21 469	2 939	879	184	21 778	3 207
561, 567	Men's, boys' apparel stores, custom tailors -----	40	4 829	645	145	41	4 635	686
562-3, 568	Women's clothing, specialty stores -----	80	7 751	1 059	402	81	8 321	1 285
562	Women's ready-to-wear stores ³ -----	39	4 987	746	285	40	5 484	855
565	Family clothing stores ³ -----	24	4 294	571	172	10	3 418	558
566	Shoe stores -----	34	3 799	559	113	38	4 117	539
564, 569	Other apparel, accessory stores -----	6	796	105	47	6	1 043	139
57	Furniture, home furnishings, equipment stores -----	104	16 152	2 597	553	117	16 917	2 553
5712	Furniture stores -----	36	8 275	1 479	280	32	6 695	1 026
5713-15, 19	Other home furnishings stores -----	31	3 370	609	132	36	3 258	572
572, 573	Household appliance, radio, television, music stores -----	37	4 507	509	141	49	6 964	955
58	Eating, drinking places -----	395	18 078	3 504	1 327	469	17 939	2 842
5812	Eating places -----	172	10 248	2 454	933	201	10 254	1 972
5813	Drinking places (alcoholic beverages) -----	223	7 830	1 050	394	268	7 685	870
59 pt. (591)	Drug stores, proprietary stores -----	49	6 423	928	248	53	6 002	830
59 ex. 591	Other retail stores ⁴ -----	289	20 421	2 112	504	329	19 847	1 793
592	Liquor stores -----	58	5 014	285	81	53	3 497	204
594	Book, stationery stores -----	13	1 132	141	29	12	651	113
595	Sporting goods stores, bicycle shops -----	11	704	66	21	18	801	76
597	Jewelry stores -----	26	1 699	263	52	30	1 443	209
5992	Florists -----	20	587	89	21	34	838	110
5996	Camera, photographic supply stores -----	6	419	45	9	6	560	61
	SELECTED SERVICES							
7011	Hotels, motels -----	9	(D)	(D)	(D)	11	(D)	(D)
783	Motion picture theaters -----	5	(D)	(D)	(D)	6	(D)	(D)

Standard Notes: - Represents zero. (D) Withheld to avoid disclosure. (NA) Not available.

¹1958 group totals for SIC 53 and 56 may include data for "nonemployer" establishments which could not be classified and tabulated by detailed kinds of business.²Excludes nonstore retailers (i.e., mail order, direct selling, merchandise vending machine operators) part of SIC 53.³1958 data limited to "employer" establishments.⁴Includes data for those kinds of business in SIC 59 (ex. 591) not covered in any of the lines below.

TABLE 3. The Standard Metropolitan Statistical Area: 1963 and 1958

SIC code	Kind of business	1963				1958 ¹		
		Estab- lish- ments	Sales	Payroll, entire year	Paid employees, workweek ended nearest Nov. 15	Estab- lish- ments	Sales	Payroll, entire year
		(number)	(\$1,000)	(\$1,000)	(number)	(number)	(\$1,000)	(\$1,000)
	RETAIL STORES							
	Total ² -----	10 676	1 783 178	194 405	55 652	11 583	1 379 885	146 518
52	Lumber, building materials, hardware, farm equip- ment dealers -----	478	67 391	7 867	1 668	563	75 278	8 898
5251	Hardware stores -----	184	14 165	1 686	423	235	13 875	1 446
52 ex. 5251	Other -----	294	53 226	6 181	1 245	328	61 403	7 452
53 part ³	General merchandise group stores ² -----	233	252 002	29 820	11 033	398	127 151	18 196
531	Department stores -----	17	197 294	21 569	8 064	8	60 395	8 536
533	Limited price variety stores -----	93	29 024	4 792	2 044	97	23 073	4 008
539	Miscellaneous general merchandise stores -----	123	25 684	3 459	925	233	42 393	5 652
54	Food stores -----	2 250	460 937	37 618	10 863	2 592	379 649	28 386
55 ex. 554	Automotive dealers -----	487	324 689	27 561	4 477	504	200 959	17 913
55 pt. (554)	Gasoline service stations -----	1 147	120 098	8 741	2 652	1 226	92 845	6 844
56	Apparel, accessory stores -----	981	122 484	16 837	4 928	1 060	120 875	15 909
561, 567	Men's, boys' apparel stores, custom tailors -----	191	29 824	4 021	843	211	23 133	3 095
562-3, 568	Women's clothing, specialty stores -----	441	51 216	7 312	2 542	488	51 393	6 796
562	Women's ready-to-wear stores ³ -----	229	33 814	4 762	1 653	213	33 815	4 700
565	Family clothing stores ³ -----	95	10 395	1 248	423	42	17 884	(D)
566	Shoe stores -----	191	23 457	3 384	762	212	20 765	2 852
564, 569	Other apparel, accessory stores -----	63	7 592	872	358	87	7 306	(D)
57	Furniture, home furnishings, equipment stores -----	654	89 261	12 824	2 614	697	95 884	12 559
5712	Furniture stores -----	225	40 019	6 313	1 141	219	33 647	5 319
5713-15, 19	Other home furnishings stores -----	205	22 137	3 636	806	214	17 790	2 868
572, 573	Household appliance, radio, television, music stores -----	224	27 105	2 875	667	264	44 447	4 372
58	Eating, drinking places -----	2 312	146 078	30 508	11 699	2 376	113 834	20 321
5812	Eating places -----	1 341	106 004	24 803	9 708	1 316	76 901	15 994
5813	Drinking places (alcoholic beverages) -----	971	40 074	5 705	1 991	1 060	36 933	4 327
59 pt. (591)	Drug stores, proprietary stores -----	355	49 897	7 149	1 924	325	38 943	5 262
59 ex. 591	Other retail stores ⁴ -----	1 779	150 341	15 480	3 794	1 842	134 467	12 230
592	Liquor stores -----	380	43 421	2 861	757	322	33 148	1 860
594	Book, stationery stores -----	120	9 123	758	245	151	7 973	695
595	Sporting goods stores, bicycle shops -----	101	5 569	504	140	103	3 887	345
597	Jewelry stores -----	113	8 795	1 204	264	127	6 615	925
5992	Florists -----	155	6 200	917	237	148	4 599	565
5996	Camera, photographic supply stores -----	31	2 297	269	62	29	2 760	260
	SELECTED SERVICES							
7011	Hotels, motels -----	57	5 051	1 359	405	45	4 613	1 043
783	Motion picture theaters -----	42	7 489	1 825	723	37	(D)	(D)

Standard Notes: - Represents zero. (D) Withheld to avoid disclosure. (NA) Not available.

¹1958 group totals for SIC 53 and 56 may include data for "nonemployer" establishments which could not be classified and tabulated by detailed kinds of business.²Excludes nonstore retailers (i.e., mail order, direct selling, merchandise vending machine operators) part of SIC 53.³1958 data limited to "employer" establishments.⁴Includes data for those kinds of business in SIC 59 (ex. 591) not covered in any of the lines below.

TABLE 4. CBD, City, SMSA—Sales Comparisons: 1958 and 1963

SIC code	Kind of business	Percent change in sales			Percent distribution of sales					
		Central business district	City	Standard metropolitan statistical area	Central business district		City		Standard metropolitan statistical area	
					1963	1958	1963	1958	1963	1958
	RETAIL STORES									
	Total ² -----	-11.6	-1.4	29.2	100.0	100.0	100.0	100.0	100.0	100.0
52	Lumber, building materials, hardware, farm equipment dealers -----	-37.3	-30.5	-10.5	0.9	1.2	2.7	3.9	3.8	5.4
5251	Hardware stores -----	7.2	(D)	2.1	0.6	0.5	1.0	(D)	0.8	1.0
52 ex. 5251	Other -----	-66.8	(D)	-13.3	0.3	0.7	1.7	(D)	3.0	4.4
53 part ²	General merchandise group stores ^{1,2} -----	-1.2	-6.6	98.2	31.7	28.4	11.9	12.6	14.1	9.2
531	Department stores -----	(D)	(D)	226.7	(D)	(D)	(D)	(D)	11.1	4.4
533	Limited price variety stores -----	(D)	-13.4	25.8	(D)	4.9	1.8	2.1	1.6	1.7
539	Miscellaneous general merchandise stores -----	(D)	(D)	-39.4	6.0	(D)	(D)	(D)	1.4	3.1
54	Food stores -----	-41.4	-13.5	21.4	10.7	16.1	21.1	24.0	25.8	27.5
55 ex. 554	Automotive dealers -----	-84.7	22.2	61.6	0.7	4.0	19.1	15.4	18.2	14.6
55 pt. (554)	Gasoline service stations -----	7.6	8.8	29.4	1.0	0.8	4.7	4.3	6.7	6.7
56	Apparel, accessory stores ¹ -----	-0.9	-1.4	1.3	25.4	22.6	10.5	10.5	6.9	8.8
561, 567	Men's, boys' apparel stores, custom tailors -----	8.4	4.2	28.9	6.0	4.9	2.4	2.2	1.7	1.7
562-3, 568	Women's clothing, specialty stores -----	-3.6	-6.9	-0.4	8.8	8.1	3.8	4.0	2.9	3.7
562	Women's ready-to-wear stores ³ -----	-10.7	-9.1	0.0	5.4	5.3	2.4	2.6	1.9	2.5
565	Family clothing stores ³ -----	(D)	25.6	-41.9	(D)	(D)	2.1	1.6	0.6	1.3
566	Shoe stores -----	-9.8	-7.7	13.0	4.7	4.6	1.9	2.0	1.3	1.5
564, 569	Other apparel, accessory stores -----	(D)	-23.7	3.9	(D)	(D)	0.4	0.5	0.4	0.5
57	Furniture, home furnishings, equipment stores -----	-6.2	-4.5	-6.9	12.1	11.4	7.9	8.2	5.0	6.9
5712	Furniture stores -----	29.2	23.6	18.9	6.5	4.4	4.0	3.2	2.2	2.4
5713-15, 19	Other home furnishings stores -----	-21.3	3.4	24.4	2.3	2.6	1.6	1.6	1.2	1.3
572, 573	Household appliance, radio, television, music stores -----	-33.4	-35.3	-39.0	3.3	4.4	2.2	3.4	1.5	3.2
58	Eating, drinking places -----	-0.4	0.8	28.3	6.8	6.0	8.8	8.7	8.2	8.2
5812	Eating places -----	-2.0	-0.1	37.8	4.3	3.9	5.0	4.9	5.9	5.6
5813	Drinking places (alcoholic beverages) -----	2.5	1.9	8.5	2.5	2.1	3.8	3.7	2.2	2.7
59 pt. (591)	Drug stores, proprietary stores -----	-19.2	7.0	28.1	2.1	2.2	3.1	2.9	2.8	2.8
59 ex. 591	Other retail stores ⁴ -----	6.2	2.9	11.8	8.8	7.3	10.0	9.6	8.4	9.7
592	Liquor stores -----	81.7	43.4	31.0	1.6	0.8	2.5	1.7	2.4	2.4
594	Book, stationery stores -----	101.5	73.9	14.4	1.1	0.5	0.6	0.3	0.5	0.6
595	Sporting goods stores, bicycle shops -----	-4.1	-12.1	43.8	0.8	0.7	0.3	0.4	0.3	0.3
597	Jewelry stores -----	32.9	17.7	33.0	1.7	1.1	0.8	0.7	0.5	0.5
5992	Florists -----	-5.9	-30.0	34.8	0.3	0.3	0.3	0.4	0.3	0.3
5996	Camera, photographic supply stores -----	(D)	-25.2	-16.8	(D)	(D)	0.2	0.3	0.1	0.2
	SELECTED SERVICES									
7011	Hotels, motels -----	(D)	(D)	9.5	(X)	(X)	(X)	(X)	(X)	(X)
783	Motion picture theaters -----	21.0	(D)	(D)	(X)	(X)	(X)	(X)	(X)	(X)

Standard Notes: - Represents zero. (D) Withheld to avoid disclosure. (NA) Not available. (X) Not applicable. (-) Minus sign before number denotes decrease.
¹1958 group totals for SIC 53 and 56 may include data for "nonemployer" establishments which could not be classified and tabulated by detailed kinds of business.
²Excludes nonstore retailers (i.e., mail order, direct selling, merchandise vending machine operators) part of SIC 53.
³1958 data limited to "employer" establishments.
⁴Includes data for those kinds of business in SIC 59 (ex. 591) not covered in any of the lines below.

TABLE 5. CBD Sales as Percent of City and SMSA Sales: 1963 and 1958

SIC code	Kind of business	Central business district sales as—			
		Percent of city sales		Percent of standard metropolitan statistical area sales	
		1963	1958	1963	1958
	RETAIL STORES				
	Total ² -----	36.9	41.2	9.6	6.2
52	Lumber, building materials, hardware, farm equipment dealers -----	11.6	12.9	1.0	1.4
5251	Hardware stores -----	21.2	(D)	3.1	3.0
52 ex. 5251	Other -----	5.9	(D)	0.4	1.0
53 part ¹	General merchandise group stores ^{1,2} -----	98.2	92.9	9.5	19.0
531	Department stores -----	(D)	(D)	(D)	(D)
533	Limited price variety stores -----	(D)	97.2	(D)	18.1
539	Miscellaneous general merchandise stores -----	(D)	(D)	17.5	(D)
54	Food stores -----	18.6	27.5	1.7	3.6
55 ex. 554	Automotive dealers -----	1.3	10.5	0.2	1.7
55 pt. (554)	Gasoline service stations -----	7.8	7.8	0.6	0.8
56	Apparel, accessory stores ¹ -----	89.2	88.8	15.6	16.0
561, 567	Men's, boys' apparel stores, custom tailors -----	93.5	89.9	15.1	18.0
562-3, 568	Women's clothing, specialty stores -----	85.8	82.9	13.0	13.4
562	Women's ready-to-wear stores ³ -----	81.1	82.5	12.0	13.4
565	Family clothing stores ³ -----	(D)	(D)	(D)	(D)
566	Shoe stores -----	92.4	94.5	15.0	18.7
564, 569	Other apparel, accessory stores -----	(D)	(D)	(D)	(D)
57	Furniture, home furnishings, equipment stores -----	56.3	57.4	10.2	10.1
5712	Furniture stores -----	59.1	56.6	12.2	11.3
5713-15, 19	Other home furnishings stores -----	51.1	67.2	7.8	12.3
572, 573	Household appliance, radio, television, music stores -----	55.1	53.5	9.2	8.4
58	Eating, drinking places -----	28.4	28.7	3.5	4.5
5812	Eating places -----	32.0	32.6	3.1	4.3
5813	Drinking places (alcoholic beverages) -----	23.6	23.5	4.6	4.9
59 pt. (591)	Drug stores, proprietary stores -----	24.1	31.9	3.1	4.9
59 ex. 591	Other retail stores ⁴ -----	32.4	31.4	4.4	4.6
592	Liquor stores -----	24.0	19.0	2.8	2.0
594	Book, stationery stores -----	72.4	62.5	9.0	5.1
595	Sporting goods stores, bicycle shops -----	84.1	77.0	10.6	15.9
597	Jewelry stores -----	74.9	66.3	14.5	14.5
5992	Florists -----	37.8	28.2	3.6	5.1
5996	Camera, photographic supply stores -----	(D)	(D)	(D)	(D)
	SELECTED SERVICES				
7011	Hotels, motels -----	(D)	(D)	14.2	(D)
783	Motion picture theaters -----	(D)	(D)	9.9	(D)

Standard Notes: - Represents zero. (D) Withheld to avoid disclosure. (NA) Not available.

¹1958 group totals for SIC 53 and 56 may include data for "nonemployer" establishments which could not be classified and tabulated by detailed kinds of business.

²Excludes nonstore retailers (i.e., mail order, direct selling, merchandise vending machine operators) part of SIC 53.

³1958 data limited to "employer" establishments.

⁴Includes data for those kinds of business in SIC 59 (ex. 591) not covered in any of the lines below.

TABLE 6. Other Major Retail Centers in the SMSA: 1963

MRC No. 1. Includes the planned center known as "Bergen Mall" and establishments at the intersection of State Hwy. No. 4 and Spring Valley Ave., extending on State Hwy. No. 4 from Farview Ave. to Forest Ave. (Paramus borough, Bergen Co.)

SIC code	Kind of business	Total	SIC code	Kind of business	Number of establishments
	Retail stores, total:				
	Number	74	55 ex. 554	Automotive Dealers	2
	Sales	61 340	55 pt. (554)	Gasoline service stations	3
54, 58, 591	Convenience goods stores:				
	Number	15	56	Apparel, accessory stores	27
	Sales	11 312	561, 567	Men's, boys' apparel stores, custom tailors	4
53 part, 56, 57	Shopping goods stores:		562-3, 568	Women's clothing, specialty stores	11
	Number	45	562	Women's ready-to-wear stores	6
	Sales	47 530	565	Family clothing stores	-
52, 55, 59 ex. 591	All other stores:		566	Shoe stores	11
	Number	14	564, 569	Other apparel, accessory stores	1
	Sales	2 498	57	Furniture, home furnishings, equipment stores	14
		Number of establishments	5712	Furniture stores	9
			5713-15, 19	Other home furnishings stores	4
			572, 573	Household appliance, radio, television, music stores	1
	Retail stores, total	74	58	Eating, drinking places	7
52	Lumber, building materials, hardware, farm equipment dealers	1	5812	Eating places	6
5251	Hardware stores	-	5813	Drinking places (alcoholic beverages)	1
52 ex. 5251	Other	1	59 pt. (591)	Drug stores, proprietary stores	1
53 part	General merchandise group stores	4	59 ex. 591	Other retail stores	7
531	Department stores	2	592	Liquor stores	1
533	Limited price variety stores	1	594	Book, stationery stores	3
539	Miscellaneous general merchandise stores	1	595	Sporting goods stores, bicycle shops	-
			597	Jewelry stores	-
			5992	Florists	1
54	Food stores	8	5996	Camera, photographic supply stores	-

MRC No. 2. Includes the planned center known as "Garden State Shopping Center" and establishments on State Hwy. 17 from Century Rd. to Farview Ave. (Paramus borough, Bergen County)

SIC code	Kind of business	Total	SIC code	Kind of business	Number of establishments
	Retail stores, total:				
	Number	92	55 ex. 554	Automotive dealers	2
	Sales	98 832	55 pt. (554)	Gasoline service stations	3
54, 58, 591	Convenience goods stores:				
	Number	21	56	Apparel, accessory stores	33
	Sales	5 249	561, 567	Men's, boys' apparel stores, custom tailors	6
53 part, 56, 57	Shopping goods stores:		562-3, 568	Women's clothing, specialty stores	15
	Number	50	562	Women's ready-to-wear stores	6
	Sales	84 025	565	Family clothing stores	1
52, 55, 59 ex. 591	All other stores:		566	Shoe stores	10
	Number	21	564, 569	Other apparel, accessory stores	1
	Sales	9 558	57	Furniture, home furnishings, equipment stores	9
		Number of establishments	5712	Furniture stores	4
			5713-15, 19	Other home furnishings stores	3
			572, 573	Household appliance, radio, television, music stores	2
	Retail stores, total	92	58	Eating, drinking places	10
52	Lumber, building materials, hardware, farm equipment dealers	4	5812	Eating places	8
5251	Hardware stores	1	5813	Drinking places (alcoholic beverages)	2
52 ex. 5251	Other	3	59 pt. (591)	Drug stores, proprietary stores	1
53 part	General merchandise group stores	8	59 ex. 591	Other retail stores	12
531	Department stores	4	592	Liquor stores	-
533	Limited price variety stores	2	594	Book, stationery stores	2
539	Miscellaneous general merchandise stores	2	595	Sporting goods stores, bicycle shops	-
			597	Jewelry stores	1
			5992	Florists	-
54	Food stores	10	5996	Camera, photographic supply stores	1

Standard Notes: - Represents zero. (D) Withheld to avoid disclosure. (NA) Not available.

TABLE 6. Other Major Retail Centers in the SMSA: 1963—Continued

MRC No. 5. Includes establishments on U.S. Hwy. 46 from McBride Ave. to Browertown Rd. (Little Falls twp., Passaic Co.)

SIC code	Kind of business	Total	SIC code	Kind of business	Number of establishments
	Retail stores, total:				
	Number -----	11	55 ex. 554	Automotive Dealers -----	1
	Sales ----- \$1,000--	24 827	55 pt. (554)	Gasoline service stations -----	1
54, 58, 591	Convenience goods stores:			Apparel, accessory stores -----	2
	Number -----	3	56	Men's, boys' apparel stores, custom tailors -----	-
	Sales ----- \$1,000--	(D)	561, 567	Women's clothing, specialty stores -----	-
53 part, 56, 57	Shopping goods stores:		562-3, 568	Women's ready-to-wear stores -----	-
	Number -----	3	562	Family clothing stores -----	-
	Sales ----- \$1,000--	(D)	565	Shoe stores -----	2
52, 55, 59 ex. 591	All other stores:		566	Other apparel, accessory stores -----	-
	Number -----	5	564, 569	Furniture, home furnishings, equipment stores -----	-
	Sales ----- \$1,000--	(D)	57	Furniture stores -----	-
			5712	Other home furnishings stores -----	-
		Number of establishments	5713-15, 19	Household appliance, radio, television, music stores -----	-
			572, 573	Eating, drinking places -----	2
52	Retail stores, total -----	11	58	Eating places -----	2
	Lumber, building materials, hardware, farm equipment dealers -----	-	5812	Drinking places (alcoholic beverages) -----	-
5251	Hardware stores -----	-	5813	Drug stores, proprietary stores -----	-
52 ex. 5251	Other -----	-	59 pt. (591)	Other retail stores -----	3
53 part	General merchandise group stores -----	1	59 ex. 591	Liquor stores -----	2
531	Department stores -----	1	592	Book, stationery stores -----	-
533	Limited price variety stores -----	-	594	Sporting goods stores, bicycle shops -----	-
539	Miscellaneous general merchandise stores -----	-	595	Jewelry stores -----	-
			597	Florists -----	-
54	Food stores -----	1	5992	Camera, photographic supply stores -----	1
			5996		

MRC No. 6. Includes establishments on U.S. Hwy. 46 from west property line of Two Guys from Harrison to Union Blvd. (Totowa borough, Passaic Co.)

SIC code	Kind of business	Total	SIC code	Kind of business	Number of establishments
	Retail stores, total:				
	Number -----	15	55 ex. 554	Automotive dealers -----	1
	Sales ----- \$1,000--	27 083	55 pt. (554)	Gasoline service stations -----	1
54, 58, 591	Convenience goods stores:			Apparel, accessory stores -----	1
	Number -----	4	56	Men's, boys' apparel stores, custom tailors -----	-
	Sales ----- \$1,000--	1 554	561, 567	Women's clothing, specialty stores -----	-
53 part, 56, 57	Shopping goods stores:		562-3, 568	Women's ready-to-wear stores -----	-
	Number -----	5	562	Family clothing stores -----	-
	Sales ----- \$1,000--	(D)	565	Shoe stores -----	1
52, 55, 59 ex. 591	All other stores:		566	Other apparel, accessory stores -----	-
	Number -----	6	564, 569	Furniture, home furnishings, equipment stores -----	2
	Sales ----- \$1,000--	(D)	57	Furniture stores -----	1
			5712	Other home furnishings stores -----	1
		Number of establishments	5713-15, 19	Household appliance, radio, television, music stores -----	-
			572, 573	Eating, drinking places -----	2
52	Retail stores, total -----	15	58	Eating places -----	1
	Lumber, building materials, hardware, farm equipment dealers -----	3	5812	Drinking places (alcoholic beverages) -----	1
5251	Hardware stores -----	3	5813	Drug stores, proprietary stores -----	-
52 ex. 5251	Other -----	3	59 pt. (591)	Other retail stores -----	1
53 part	General merchandise group stores -----	2	59 ex. 591	Liquor stores -----	-
531	Department stores -----	2	592	Book, stationery stores -----	-
533	Limited price variety stores -----	-	594	Sporting goods stores, bicycle shops -----	-
539	Miscellaneous general merchandise stores -----	-	595	Jewelry stores -----	-
			597	Florists -----	-
54	Food stores -----	2	5992	Camera, photographic supply stores -----	-
			5996		

Standard Notes: - Represents zero. (D) Withheld to avoid disclosure. (NA) Not available.

TABLE 6. Other Major Retail Centers in the SMSA: 1963—Continued

MRC No. 7. Includes establishments on State Hwy. No. 17 from Midland Ave. to P.T. and L. Construction Co., Inc. driveway. (Paramus borough, Bergen Co.)

SIC code	Kind of business	Total	SIC code	Kind of business	Number of establishments
	Retail stores, total:				
	Number -----	15	55 ex. 554	Automotive Dealers -----	2
	Sales ----- \$1,000--	6 691	55 pt. (554)	Gasoline service stations -----	-
54, 58, 591	Convenience goods stores:		56	Apparel, accessory stores -----	2
	Number -----	2	561, 567	Men's, boys' apparel stores, custom tailors -----	-
	Sales ----- \$1,000--	(D)	562-3, 568	Women's clothing, specialty stores -----	-
53 part, 56, 57	Shopping goods stores:		562	Women's ready-to-wear stores -----	-
	Number -----	8	565	Family clothing stores -----	1
	Sales ----- \$1,000--	5 482	566	Shoe stores -----	1
52, 55, 59 ex. 591	All other stores:		564, 569	Other apparel, accessory stores -----	-
	Number -----	5	57	Furniture, home furnishings, equipment stores -----	5
	Sales ----- \$1,000--	(D)	5712	Furniture stores -----	1
		Number of establishments	5713-15, 19	Other home furnishings stores -----	3
			572, 573	Household appliance, radio, television, music stores -----	1
	Retail stores, total -----	15	58	Eating, drinking places -----	2
52	Lumber, building materials, hardware, farm equipment dealers -----	1	5812	Eating places -----	2
5251	Hardware stores -----	-	5813	Drinking places (alcoholic beverages) -----	-
52 ex. 5251	Other -----	1	59 pt. (591)	Drug stores, proprietary stores -----	-
53 part	General merchandise group stores -----	1	59 ex. 591	Other retail stores -----	2
531	Department stores -----	1	592	Liquor stores -----	-
533	Limited price variety stores -----	-	594	Book, stationery stores -----	-
539	Miscellaneous general merchandise stores -----	-	595	Sporting goods stores, bicycle shops -----	1
			597	Jewelry stores -----	-
			5992	Florists -----	1
54	Food stores -----	-	5996	Camera, photographic supply stores -----	-

MRC No. 8. Includes establishments in the area bounded by: State St., Rear property line of lots on north side of Main St., Temple Ave., Rear property line of lots on south side of Hackensack Ave. and River St., Anderson St., River St., Court St., Main St. and Morris St. (Hackensack, Bergen Co.)

SIC code	Kind of business	Total	SIC code	Kind of business	Number of establishments
	Retail stores, total:				
	Number -----	263	55 ex. 554	Automotive dealers -----	6
	Sales ----- \$1,000--	65 118	55 pt. (554)	Gasoline service stations -----	7
54, 58, 591	Convenience goods stores:		56	Apparel, accessory stores -----	88
	Number -----	58	561, 567	Men's, boys' apparel stores, custom tailors -----	18
	Sales ----- \$1,000--	8 515	562-3, 568	Women's clothing, specialty stores -----	43
53 part, 56, 57	Shopping goods stores:		562	Women's ready-to-wear stores -----	22
	Number -----	128	565	Family clothing stores -----	3
	Sales ----- \$1,000--	46 311	566	Shoe stores -----	21
52, 55, 59 ex. 591	All other stores:		564, 569	Other apparel, accessory stores -----	3
	Number -----	77	57	Furniture, home furnishings, equipment stores -----	26
	Sales ----- \$1,000--	10 292	5712	Furniture stores -----	8
		Number of establishments	5713-15, 19	Other home furnishings stores -----	9
			572, 573	Household appliance, radio, television, music stores -----	9
	Retail stores, total -----	263	58	Eating, drinking places -----	34
52	Lumber, building materials, hardware, farm equipment dealers -----	7	5812	Eating places -----	21
5251	Hardware stores -----	1	5813	Drinking places (alcoholic beverages) -----	13
52 ex. 5251	Other -----	6	59 pt. (591)	Drug stores, proprietary stores -----	6
53 part	General merchandise group stores -----	14	59 ex. 591	Other retail stores -----	57
531	Department stores -----	1	592	Liquor stores -----	2
533	Limited price variety stores -----	4	594	Book, stationery stores -----	8
539	Miscellaneous general merchandise stores -----	9	595	Sporting goods stores, bicycle shops -----	3
			597	Jewelry stores -----	13
			5992	Florists -----	2
54	Food stores -----	18	5996	Camera, photographic supply stores -----	2

Standard Notes: - Represents zero. (D) Withheld to avoid disclosure. (NA) Not available

Peoria, Ill., SMSA

CONTENTS

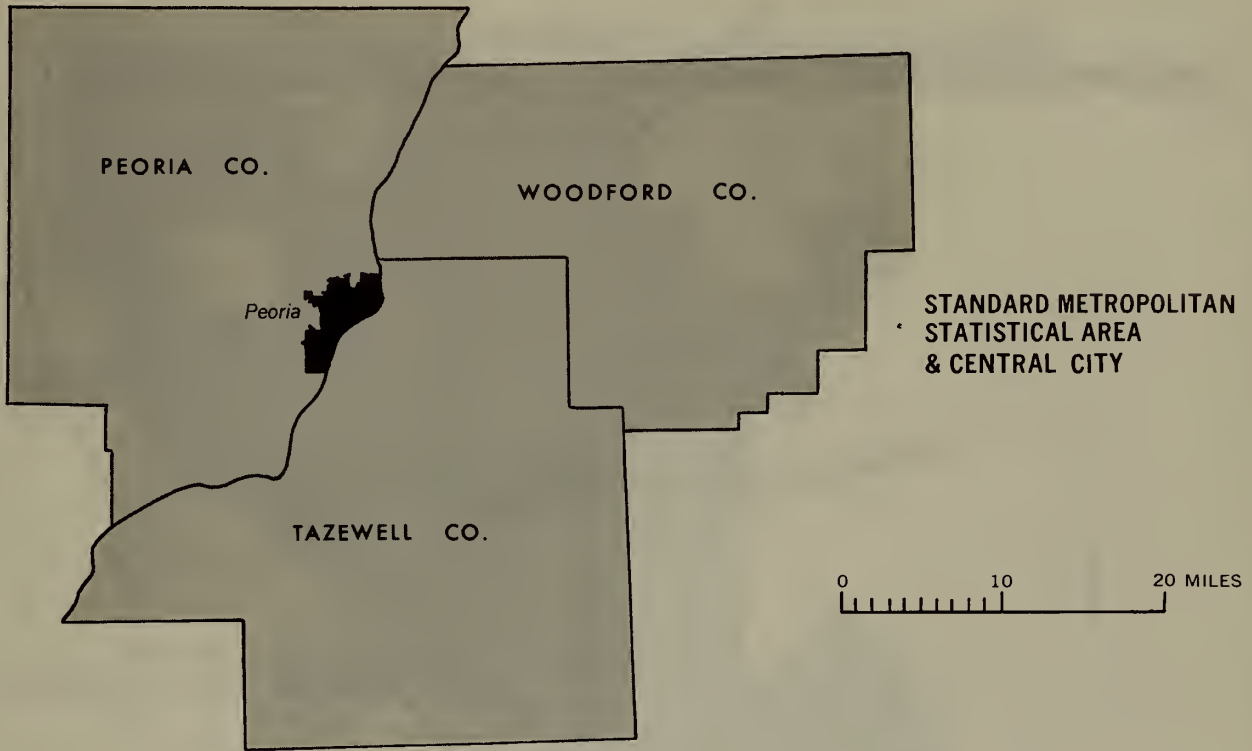
[Page numbers listed here omit the chapter prefix, 76-, which appears as part of number for each page]

	page
Standard Metropolitan Statistical Area Map	1
Chart on Retail Sales: 1963 and 1958	3
TABLE 1 The Central Business District: 1963 and 1958	4
2 The City: 1963 and 1958	5
3 The Standard Metropolitan Statistical Area: 1963 and 1958	6
4 CBD, City, SMSA—Sales Comparisons: 1958 and 1963	7
5 CBD Sales as Percent of City and SMSA Sales: 1963 and 1958	8
6 Other Major Retail Centers in the SMSA: 1963	9



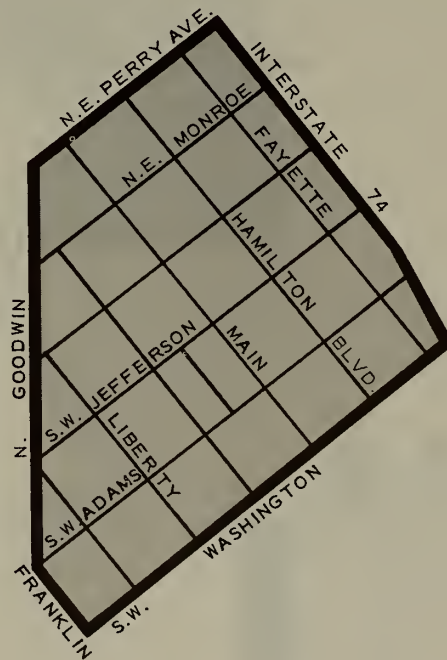

PEORIA, ILL.

Standard Metropolitan Statistical Area, Central Business District, and Major Retail Centers



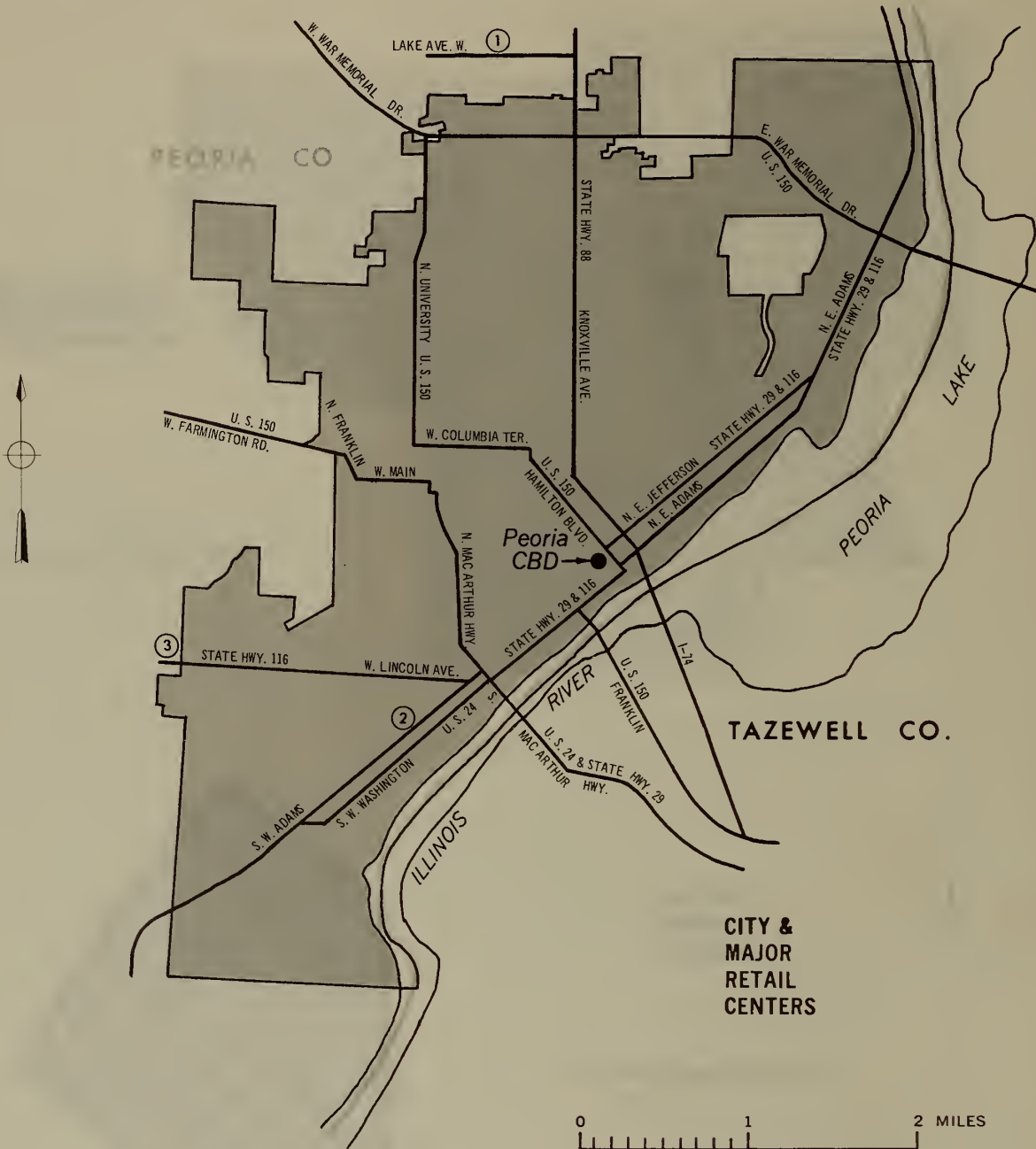
CENTRAL BUSINESS DISTRICT

Comprising Census Tract 11



PEORIA, ILL.

Standard Metropolitan Statistical Area, Central Business District, and Major Retail Centers




CITY & MAJOR RETAIL CENTERS

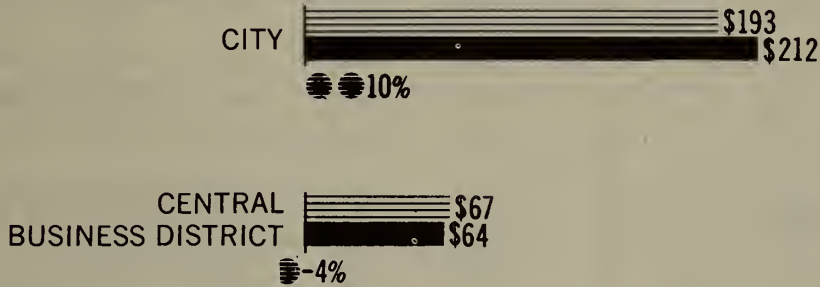
- Central Business District
- ① Major Retail Centers

Peoria SMSA


Retail Sales: 1958 and 1963 IN MILLIONS OF DOLLARS



Peoria



Percent Change in Sales, 1958-1963 by Types of Stores



1963 CENSUS OF BUSINESS, U.S. Department of Commerce, Bureau of the Census

TABLE 1. The Central Business District: 1963 and 1958

SIC code	Kind of business	1963				1958 ¹		
		Estab- lish- ments (number)	Sales (\$1,000)	Payroll, entire year (\$1,000)	Paid employees, workweek ended nearest Nov. 15 (number)	Estab- lish- ments (number)	Sales (\$1,000)	Payroll, entire year (\$1,000)
RETAIL STORES								
	Total ² -----	224	63 799	10 936	3 523	253	66 738	11 143
52	Lumber, building materials, hardware, farm equip- ment dealers -----	5	(D)	(D)	(D)	9	1 523	240
5251	Hardware stores -----	1	(D)	(D)	(D)	3	178	17
52 ex. 5251	Other -----	4	(D)	(D)	(D)	6	1 345	223
53 part ²	General merchandise group stores ² -----	13	33 243	6 049	2 080	11	29 644	5 050
531	Department stores -----	7	30 721	5 590	1 889	6	(D)	(D)
533	Limited price variety stores -----	2	(D)	(D)	(D)	4	3 542	662
539	Miscellaneous general merchandise stores -----	4	(D)	(D)	(D)	1	(D)	(D)
54	Food stores -----	10	604	62	25	16	1 738	179
55 ex. 554	Automotive dealers -----	6	967	127	35	8	3 067	254
55 pt. (554)	Gasoline service stations -----	6	(D)	(D)	(D)	6	434	41
56	Apparel, accessory stores -----	47	6 698	1 180	312	54	9 170	1 441
561, 567	Men's, boys' apparel stores, custom tailors -----	13	(D)	(D)	(D)	14	2 946	519
562-3, 568	Women's clothing, specialty stores -----	21	2 278	273	89	21	3 076	466
562	Women's ready-to-wear stores ³ -----	12	1 484	170	55	12	2 324	338
565	Family clothing stores ³ -----	2	(D)	(D)	(D)	5	(D)	(D)
566	Shoe stores -----	11	1 676	294	70	13	1 602	256
564, 569	Other apparel, accessory stores -----	-	-	-	-	1	(D)	(D)
57	Furniture, home furnishings, equipment stores ----	17	8 026	1 058	303	20	7 385	1 516
5712	Furniture stores -----	2	(D)	(D)	(D)	2	(D)	(D)
5713-15, 19	Other home furnishings stores -----	4	(D)	(D)	(D)	4	(D)	(D)
572, 573	Household appliance, radio, television, music stores -----	11	2 843	446	106	14	2 792	499
58	Eating, drinking places -----	43	2 987	747	289	54	3 465	905
5812	Eating places -----	23	1 782	521	213	31	2 501	757
5813	Drinking places (alcoholic beverages) -----	20	1 205	226	76	23	964	148
59 pt. (591)	Drug stores, proprietary stores -----	7	4 171	508	127	11	4 006	518
59 ex. 591	Other retail stores ⁴ -----	70	5 950	1 063	320	64	6 306	999
592	Liquor stores -----	-	-	-	-	1	(D)	(D)
594	Book, stationery stores -----	3	(D)	(D)	(D)	2	(D)	(D)
595	Sporting goods stores, bicycle shops -----	4	550	85	21	4	607	86
597	Jewelry stores -----	21	1 958	303	87	17	2 193	403
5992	Florists -----	4	287	53	19	5	328	55
5996	Camera, photographic supply stores -----	4	928	117	31	5	894	89
SELECTED SERVICES								
7011	Hotels, motels -----	7	(D)	(D)	(D)	10	(D)	(D)
783	Motion picture theaters -----	3	(D)	(D)	(D)	3	(D)	(D)

Standard Notes: - Represents zero. (D) Withheld to avoid disclosure. (NA) Not available.

¹1958 group totals for SIC 53 and 56 may include data for "nonemployer" establishments which could not be classified and tabulated by detailed kinds of business.

²Excludes nonstore retailers (i.e., mail order, direct selling, merchandise vending machine operators) part of SIC 53.

³1958 data limited to "employer" establishments.

⁴Includes data for those kinds of business in SIC 59 (ex. 591) not covered in any of the lines below.

TABLE 2. The City: 1963 and 1958

SIC code	Kind of business	1963				1958 ¹		
		Estab- lish- ments (number)	Sales (\$1,000)	Payroll, entire year (\$1,000)	Paid employees, workweek ended nearest Nov. 15 (number)	Estab- lish- ments (number)	Sales (\$1,000)	Payroll, entire year (\$1,000)
	RETAIL STORES							
	Total ² -----	1 013	212 153	26 664	8 093	1 237	192 998	24 055
52	Lumber, building materials, hardware, farm equip- ment dealers -----	35	4 647	793	148	68	8 524	1 148
5251	Hardware stores -----	15	1 426	184	42	29	(D)	(D)
52 ex. 5251	Other -----	20	3 221	609	106	39	(D)	(D)
53 part ³	General merchandise group stores ² -----	33	45 957	7 282	2 568	42	35 613	5 836
531	Department stores -----	10	(D)	(D)	(D)	7	(D)	(D)
533	Limited price variety stores -----	12	3 128	534	231	23	5 508	923
539	Miscellaneous general merchandise stores -----	11	(D)	(D)	(D)	12	(D)	(D)
54	Food stores -----	146	40 214	3 248	1 052	199	36 295	2 619
55 ex. 554	Automotive dealers -----	76	47 619	4 290	770	78	35 329	2 976
55 pt. (554)	Gasoline service stations -----	114	11 986	1 122	396	139	12 065	1 040
56	Apparel, accessory stores -----	69	8 196	1 380	380	89	12 558	1 818
561, 567	Men's, boys' apparel stores, custom tailors -----	16	3 015	603	140	18	3 815	658
562-3, 568	Women's clothing, specialty stores -----	31	2 991	353	119	29	(D)	(D)
562	Women's ready-to-wear stores ³ -----	19	1 877	222	78	18	2 683	378
565	Family clothing stores ³ -----	4	(D)	(D)	(D)	13	2 461	302
566	Shoe stores -----	15	2 120	300	76	24	2 665	340
564, 569	Other apparel, accessory stores -----	3	(D)	(D)	(D)	5	(D)	(D)
57	Furniture, home furnishings, equipment stores -----	70	15 254	2 196	527	87	15 094	2 806
5712	Furniture stores -----	(NA)	(NA)	(NA)	(NA)	19	8 304	1 691
5713-15, 19	Other home furnishings stores -----	(NA)	(NA)	(NA)	(NA)	19	1 675	238
572, 573	Household appliance, radio, television, music stores -----	36	5 465	801	189	49	5 115	877
58	Eating, drinking places -----	263	14 626	3 220	1 322	307	14 107	2 947
5812	Eating places -----	133	8 640	2 302	1 016	164	8 557	2 185
5813	Drinking places (alcoholic beverages) -----	130	5 986	918	306	143	5 550	762
59 pt. (591)	Drug stores, proprietary stores -----	32	8 309	1 127	347	48	8 846	1 133
59 ex. 591	Other retail stores ⁴ -----	175	14 625	2 006	583	180	14 567	1 732
592	Liquor stores -----	23	2 704	157	52	33	3 403	212
594	Book, stationery stores -----	7	149	(D)	(D)	2	(D)	(D)
595	Sporting goods stores, bicycle shops -----	16	1 020	104	27	10	775	90
597	Jewelry stores -----	24	2 045	318	93	23	2 315	418
5992	Florists -----	(NA)	(NA)	(NA)	(NA)	16	865	115
5996	Camera, photographic supply stores -----	(NA)	(NA)	(NA)	(NA)	8	1 022	97
	SELECTED SERVICES							
7011	Hotels, motels -----	15	(D)	(D)	(D)	25	3 387	1 164
783	Motion picture theaters -----	4	(D)	(D)	(D)	8	(D)	(D)

Standard Notes: - Represents zero. (D) Withheld to avoid disclosure. (NA) Not available.

¹1958 group totals for SIC 53 and 56 may include data for "nonemployer" establishments which could not be classified and tabulated by detailed kinds of business.

²Excludes nonstore retailers (i.e., mail order, direct selling, merchandise vending machine operators) part of SIC 53.

³1958 data limited to "employer" establishments.

⁴Includes data for those kinds of business in SIC 59 (ex. 591) not covered in any of the lines below.

TABLE 3. The Standard Metropolitan Statistical Area: 1963 and 1958

SIC code	Kind of business	1963				1958 ¹		
		Estab- lish- ments	Sales	Payroll, entire year	Paid employees, workweek ended nearest Nov. 15	Estab- lish- ments	Sales	Payroll, entire year
		(number)	(\$1,000)	(\$1,000)	(number)	(number)	(\$1,000)	(\$1,000)
	RETAIL STORES							
	Total ² -----	2 735	452 530	49 402	15 605	2 905	368 067	39 393
52	Lumber, building materials, hardware, farm equip- ment dealers -----	208	36 308	4 034	828	250	36 027	3 883
5251	Hardware stores -----	64	4 667	528	147	85	5 885	614
52 ex. 5251	Other -----	144	31 641	3 506	681	165	30 142	3 269
53 part ³	General merchandise group stores ² -----	80	60 266	8 903	3 384	97	42 965	6 666
531	Department stores -----	12	47 910	7 184	2 695	8	31 564	5 123
533	Limited price variety stores -----	37	6 713	1 002	435	53	(D)	(D)
539	Miscellaneous general merchandise stores -----	31	5 643	717	254	28	(D)	(D)
54	Food stores -----	402	101 243	7 665	2 498	469	86 039	5 713
55 ex. 554	Automotive dealers -----	197	94 248	7 490	1 458	203	65 429	5 242
55 pt. (554)	Gasoline service stations -----	363	33 781	3 011	1 052	365	26 757	2 074
56	Apparel, accessory stores -----	166	17 900	2 419	785	173	18 099	2 491
561, 567	Men's, boys' apparel stores, custom tailors -----	28	3 996	710	177	33	4 441	714
562-3, 568	Women's clothing, specialty stores -----	56	4 425	510	201	53	4 486	619
562	Women's ready-to-wear stores ³ -----	35	2 997	355	143	33	3 448	474
565	Family clothing stores ³ -----	31	5 219	651	254	32	(D)	(D)
566	Shoe stores -----	44	3 940	515	138	38	3 407	438
564, 569	Other apparel, accessory stores -----	7	320	33	15	13	(D)	(D)
57	Furniture, home furnishings, equipment stores -----	147	24 412	3 343	807	194	20 789	3 556
5712	Furniture stores -----	45	13 137	1 839	440	46	10 972	2 115
5713-15, 19	Other home furnishings stores -----	27	2 311	366	86	29	2 016	273
572, 573	Household appliance, radio, television, music stores -----	75	8 964	1 138	281	119	7 801	1 168
58	Eating, drinking places -----	678	33 808	6 753	3 104	688	27 865	5 281
5812	Eating places -----	381	20 824	5 030	2 453	383	16 414	3 933
5813	Drinking places (alcoholic beverages) -----	297	12 984	1 723	651	305	11 451	1 348
59 pt. (591)	Drug stores, proprietary stores -----	77	14 922	2 106	660	84	12 049	1 501
59 ex. 591	Other retail stores ⁴ -----	417	35 642	3 678	1 029	382	32 048	2 986
592	Liquor stores -----	37	4 805	324	106	50	5 059	277
594	Book, stationery stores -----	11	302	25	11	29	(D)	(D)
595	Sporting goods stores, bicycle shops -----	31	1 457	143	37	26	1 282	108
597	Jewelry stores -----	42	3 135	436	137	54	3 042	516
5992	Florists -----	37	1 513	219	82	34	1 264	170
5996	Camera, photographic supply stores -----	7	1 112	132	34	11	1 169	101
	SELECTED SERVICES							
7011	Hotels, motels -----	49	5 273	1 569	785	63	4 035	1 302
783	Motion picture theaters -----	15	15	(D)	(D)	25	63	(D)

Standard Notes: - Represents zero. (D) Withheld to avoid disclosure. (NA) Not available.

¹1958 group totals for SIC 53 and 56 may include data for "nonemployer" establishments which could not be classified and tabulated by detailed kinds of business.

²Excludes nonstore retailers (i.e., mail order, direct selling, merchandise vending machine operators) part of SIC 53.

³1958 data limited to "employer" establishments.

⁴Includes data for those kinds of business in SIC 59 (ex. 591) not covered in any of the lines below.

TABLE 4. CBD, City, SMSA—Sales Comparisons: 1958 and 1963

SIC code	Kind of business	Percent change in sales			Percent distribution of sales					
		Central business district	City	Standard metropolitan statistical area	Central business district		City		Standard metropolitan statistical area	
					1963	1958	1963	1958	1963	1958
	RETAIL STORES									
	Total ²	-4.4	9.9	22.9	100.0	100.0	100.0	100.0	100.0	100.0
52	Lumber, building materials, hardware, farm equipment dealers	(D)	-45.5	0.8	(D)	2.3	2.2	4.4	8.0	9.8
5251	Hardware stores	(D)	(D)	-20.7	(D)	0.3	0.7	(D)	1.0	1.6
52 ex. 5251	Other	(D)	(D)	5.0	(D)	2.0	1.5	(D)	7.0	8.2
53 part ²	General merchandise group stores ^{1,2}	12.1	29.0	40.3	52.1	44.4	21.7	18.5	13.3	11.7
531	Department stores	(D)	(D)	51.8	48.2	(D)	(D)	(D)	10.6	8.6
533	Limited price variety stores	(D)	-43.2	(D)	(D)	5.3	1.5	2.9	1.5	(D)
539	Miscellaneous general merchandise stores	(D)	(D)	(D)	(D)	(D)	(D)	(D)	1.2	(D)
54	Food stores	-65.3	10.8	17.7	0.9	2.6	19.0	18.8	22.4	23.4
55 ex. 554	Automotive dealers	-68.5	34.8	44.0	1.5	4.6	22.4	18.3	20.8	17.8
55 pt. (554)	Gasoline service stations	(D)	-0.7	26.3	(D)	0.7	5.6	6.3	7.5	7.3
56	Apparel, accessory stores ¹	-27.0	-29.0	-1.1	10.5	13.7	4.2	6.5	4.0	4.9
561, 567	Men's, boys' apparel stores, custom tailors	(D)	-21.0	-10.0	(D)	4.4	1.4	2.0	0.9	1.2
562-3, 568	Women's clothing, specialty stores	-26.0	(D)	-1.4	3.6	4.6	1.4	(D)	1.0	1.2
562	Women's ready-to-wear stores ³	-36.2	-30.1	-13.1	2.3	3.5	0.9	1.4	0.7	0.9
565	Family clothing stores ³	(D)	(D)	(D)	(D)	(D)	(D)	1.3	1.1	(D)
566	Shoe stores	4.6	-20.5	15.6	2.6	2.4	1.0	1.4	0.9	0.9
564, 569	Other apparel, accessory stores	(D)	(D)	(D)	-	(D)	(D)	(D)	0.1	(D)
57	Furniture, home furnishings, equipment stores	8.7	1.1	17.4	12.6	11.1	7.2	7.8	5.4	5.6
5712	Furniture stores	(D)	(NA)	19.7	(D)	(D)	(NA)	4.3	2.9	3.0
5713-15, 19	Other home furnishings stores	(D)	(NA)	14.6	(D)	(D)	(NA)	0.8	0.5	0.5
572, 573	Household appliance, radio, television, music stores	1.8	6.8	14.9	4.5	4.2	2.6	2.7	2.0	2.1
58	Eating, drinking places	13.8	3.7	21.3	4.7	5.2	6.9	7.3	7.5	7.6
5812	Eating places	28.8	1.0	26.9	2.8	3.7	4.1	4.4	4.6	4.5
5813	Drinking places (alcoholic beverages)	25.0	7.9	13.4	1.9	1.4	2.8	2.9	2.9	3.1
59 pt. (591)	Drug stores, proprietary stores	4.1	-6.1	23.8	6.5	6.0	3.9	4.6	3.3	3.3
59 ex. 591	Other retail stores ⁴	-5.7	0.4	11.2	9.3	9.4	6.9	7.5	7.9	8.7
592	Liquor stores	(D)	-20.6	-5.0	-	(D)	1.3	1.8	1.1	1.4
594	Book, stationery stores	(D)	(D)	(D)	(D)	(D)	0.1	(D)	0.1	(D)
595	Sporting goods stores, bicycle shops	9.4	31.6	13.7	0.9	0.9	0.5	0.4	0.3	0.3
597	Jewelry stores	-10.7	-11.7	3.1	3.1	3.3	1.0	1.2	0.7	0.8
5992	Florists	-12.5	(NA)	19.7	0.4	0.5	(NA)	0.4	0.3	0.3
5996	Camera, photographic supply stores	3.8	(NA)	-4.9	1.5	1.3	(NA)	0.5	0.2	0.3
	SELECTED SERVICES									
7011	Hotels, motels	(D)	(D)	30.7	(X)	(X)	(X)	(X)	(X)	(X)
783	Motion picture theaters	(D)	(D)	-76.2	(X)	(X)	(X)	(X)	(X)	(X)

Standard Notes: - Represents zero. (D) Withheld to avoid disclosure. (NA) Not available. (X) Not applicable. (-) Minus sign before number denotes decrease.

¹1958 group totals for SIC 53 and 56 may include data for "nonemployer" establishments which could not be classified and tabulated by detailed kinds of business.

²Excludes nonstore retailers (i.e., mail order, direct selling, merchandise vending machine operators) part of SIC 53.

³1958 data limited to "employer" establishments.

⁴Includes data for those kinds of business in SIC 59 (ex. 591) not covered in any of the lines below.

TABLE 5. CBD Sales as Percent of City and SMSA Sales: 1963 and 1958

SIC code	Kind of business	Central business district sales as—			
		Percent of city sales		Percent of standard metropolitan statistical area sales	
		1963	1958	1963	1958
	RETAIL STORES				
	Total ² -----	30.1	34.6	14.1	18.1
52	Lumber, building materials, hardware, farm equipment dealers -----	(D)	17.9	(D)	4.2
5251	Hardware stores -----	(D)	(D)	(D)	3.0
52 ex. 5251	Other -----	(D)	(D)	(D)	4.5
53 part ²	General merchandise group stores ^{1,2} -----	72.3	83.2	55.2	69.0
531	Department stores -----	(D)	(D)	64.1	(D)
533	Limited price variety stores -----	(D)	64.3	(D)	(D)
539	Miscellaneous general merchandise stores -----	(D)	(D)	(D)	(D)
54	Food stores -----	1.5	4.8	0.6	2.0
55 ex. 554	Automotive dealers -----	2.0	8.7	1.0	4.7
55 pt. (554)	Gasoline service stations -----	(D)	3.6	(D)	1.6
56	Apparel, accessory stores ¹ -----	75.1	73.0	37.4	50.7
561, 567	Men's, boys' apparel stores, custom tailors -----	(D)	77.2	(D)	66.3
562-3, 568	Women's clothing, specialty stores -----	76.2	(D)	51.5	68.6
562	Women's ready-to-wear stores ³ -----	79.1	86.6	49.5	67.4
565	Family clothing stores ³ -----	(D)	(D)	(D)	(D)
566	Shoe stores -----	79.1	60.1	42.5	47.0
564, 569	Other apparel, accessory stores -----	-	(D)	-	(D)
57	Furniture, home furnishings, equipment stores -----	52.6	48.9	32.9	35.5
5712	Furniture stores -----	(D)	(D)	(D)	(D)
5713-15, 19	Other home furnishings stores -----	(D)	(D)	(D)	(D)
572, 573	Household appliance, radio, television, music stores -----	52.0	54.6	31.7	35.8
58	Eating, drinking places -----	20.4	24.6	8.8	12.4
5812	Eating places -----	20.6	29.2	8.6	15.2
5813	Drinking places (alcoholic beverages) -----	20.1	17.4	9.3	8.4
59 pt. (591)	Drug stores, proprietary stores -----	50.2	45.3	28.0	33.2
59 ex. 591	Other retail stores ⁴ -----	40.7	43.3	16.7	19.7
592	Liquor stores -----	-	(D)	-	(D)
594	Book, stationery stores -----	(D)	(D)	(D)	(D)
595	Sporting goods stores, bicycle shops -----	53.9	78.3	37.7	47.3
597	Jewelry stores -----	95.7	94.7	62.5	72.1
5992	Florists -----	(NA)	37.9	19.0	25.9
5996	Camera, photographic supply stores -----	(NA)	87.5	83.5	76.5
	SELECTED SERVICES				
7011	Hotels, motels -----	(D)	(D)	(D)	(D)
783	Motion picture theaters -----	(D)	(D)	(D)	(D)

Standard Notes: - Represents zero. (D) Withheld to avoid disclosure. (NA) Not available.

¹1958 group totals for SIC 53 and 56 may include data for "nonemployer" establishments which could not be classified and tabulated by detailed kinds of business.

²Excludes nonstore retailers (i.e., mail order, direct selling, merchandise vending machine operators) part of SIC 53.

³1958 data limited to "employer" establishments.

⁴Includes data for those kinds of business in SIC 59 (ex. 591) not covered in any of the lines below.

TABLE 6. Other Major Retail Centers in the SMSA: 1963

MRC No. 1. Includes the planned center known as "Sheridan Village Shopping Center" and establishments on N. Sheridan Rd. from W. Ridgemoor Rd. to W. Somerset Ln., and on Lake Ave. W. from Pleasant Ridge Ct. to N. Sheridan Rd. (Peoria County)

SIC code	Kind of business	Total	SIC code	Kind of business	Number of establishments
	Retail stores, total:				
	Number -----	29	55 ex. 554	Automotive Dealers -----	-
	Sales ----- \$1,000	17 506	55 pt. (554)	Gasoline service stations -----	1
54, 58, 591	Convenience goods stores:		56	Apparel, accessory stores -----	10
	Number -----	7	561, 567	Men's, boys' apparel stores, custom tailors -----	-
	Sales ----- \$1,000	4 728	562-3, 568	Women's clothing, specialty stores -----	3
53 part, 56, 57	Shopping goods stores:		562	Women's ready-to-wear stores -----	2
	Number -----	15	565	Family clothing stores -----	2
	Sales ----- \$1,000	11 379	566	Shoe stores -----	4
52, 55, 59 ex. 591	All other stores:		564, 569	Other apparel, accessory stores -----	1
	Number -----	7	57	Furniture, home furnishings, equipment stores -----	3
	Sales ----- \$1,000	1 399	5712	Furniture stores -----	2
		Number of establishments	5713-15, 19	Other home furnishings stores -----	1
			572, 573	Household appliance, radio, television, music stores -----	-
	Retail stores, total -----	29	58	Eating, drinking places -----	1
52	Lumber, building materials, hardware, farm equipment dealers -----	2	5812	Eating places -----	1
5251	Hardware stores -----	1	5813	Drinking places (alcoholic beverages) -----	-
52 ex. 5251	Other -----	1	59 pt. (591)	Drug stores, proprietary stores -----	1
53 part	General merchandise group stores -----	2	59 ex. 591	Other retail stores -----	4
531	Department stores -----	1	592	Liquor stores -----	1
533	Limited price variety stores -----	1	594	Book, stationery stores -----	-
539	Miscellaneous general merchandise stores -----	-	595	Sporting goods stores, bicycle shops -----	-
			597	Jewelry stores -----	1
54	Food stores -----	5	5992	Florists -----	-
			5996	Camera, photographic supply stores -----	-

MRC No. 2. Includes establishments on SW Adams St. from Olive St. to Leland; on W. Garden St. from S. Tyng St. to S. Louisa St.; and on S. Tyng St. from SW Jefferson St. to W. Garden St. (Peoria city)

SIC code	Kind of business	Total	SIC code	Kind of business	Number of establishments
	Retail stores, total:				
	Number -----	26	55 ex. 554	Automotive dealers -----	1
	Sales ----- \$1,000	7 790	55 pt. (554)	Gasoline service stations -----	-
54, 58, 591	Convenience goods stores:		56	Apparel, accessory stores -----	3
	Number -----	8	561, 567	Men's, boys' apparel stores, custom tailors -----	-
	Sales ----- \$1,000	729	562-3, 568	Women's clothing, specialty stores -----	-
53 part, 56, 57	Shopping goods stores:		562	Women's ready-to-wear stores -----	-
	Number -----	9	565	Family clothing stores -----	1
	Sales ----- \$1,000	6 085	566	Shoe stores -----	2
52, 55, 59 ex. 591	All other stores:		564, 569	Other apparel, accessory stores -----	-
	Number -----	9	57	Furniture, home furnishings, equipment stores -----	3
	Sales ----- \$1,000	976	5712	Furniture stores -----	3
		Number of establishments	5713-15, 19	Other home furnishings stores -----	-
			572, 573	Household appliance, radio, television, music stores -----	-
	Retail stores, total -----	26	58	Eating, drinking places -----	5
52	Lumber, building materials, hardware, farm equipment dealers -----	2	5812	Eating places -----	3
5251	Hardware stores -----	1	5813	Drinking places (alcoholic beverages) -----	2
52 ex. 5251	Other -----	1	59 pt. (591)	Drug stores, proprietary stores -----	1
53 part	General merchandise group stores -----	3	59 ex. 591	Other retail stores -----	6
531	Department stores -----	1	592	Liquor stores -----	-
533	Limited price variety stores -----	1	594	Book, stationery stores -----	-
539	Miscellaneous general merchandise stores -----	1	595	Sporting goods stores, bicycle shops -----	-
			597	Jewelry stores -----	2
54	Food stores -----	2	5992	Florists -----	1
			5996	Camera, photographic supply stores -----	-

Standard Notes: - Represents zero. (D) Withheld to avoid disclosure. (NA) Not available.

TABLE 6. Other Major Retail Centers in the SMSA: 1963—Continued

MRC No. 3. Includes the planned center known as "Madison Park Shopping Center" and establishments at the intersection of W. Harmon Hwy. and Laramie St. and along the 3100 and 3200 blocks of West Harmon Hwy. (Peoria County)

SIC code	Kind of business	Total	SIC code	Kind of business	Number of establishments
	Retail stores, total:				
	Number -----	11	55 ex. 554	Automotive Dealers -----	1
	Sales ----- \$1,000--	6 036	55 pt. (554)	Gasoline service stations -----	-
54, 58, 591	Convenience goods stores:		56	Apparel, accessory stores -----	-
	Number -----	4	561, 567	Men's, boys' apparel stores, custom tailors -----	-
	Sales ----- \$1,000--	(D)	562-3, 568	Women's clothing, specialty stores -----	-
53 part, 56, 57	Shopping goods stores:		562	Women's ready-to-wear stores -----	-
	Number -----	4	565	Family clothing stores -----	-
	Sales ----- \$1,000--	(D)	566	Shoe stores -----	-
52, 55, 59 ex. 591	All other stores:		564, 569	Other apparel, accessory stores -----	-
	Number -----	3	57	Furniture, home furnishings, equipment stores ----	2
	Sales ----- \$1,000--	347	5712	Furniture stores -----	-
		Number of establishments	5713-15, 19	Other home furnishings stores -----	1
			572, 573	Household appliance, radio, television, music stores -----	1
	Retail stores, total -----	11	58	Eating, drinking places -----	2
52	Lumber, building materials, hardware, farm equipment dealers -----	-	5812	Eating places -----	2
5251	Hardware stores -----	-	5813	Drinking places (alcoholic beverages) -----	-
52 ex. 5251	Other -----	-	59 pt. (591)	Drug stores, proprietary stores -----	1
53 part	General merchandise group stores -----	2	59 ex. 591	Other retail stores -----	2
531	Department stores -----	1	592	Liquor stores -----	1
533	Limited price variety stores -----	1	594	Book, stationery stores -----	-
539	Miscellaneous general merchandise stores -----	-	595	Sporting goods stores, bicycle shops -----	-
			597	Jewelry stores -----	-
54	Food stores -----	1	5992	Florists -----	-
			5996	Camera, photographic supply stores -----	-

Standard Notes: - Represents zero. (D) Withheld to avoid disclosure. (NA) Not available.

Philadelphia, Pa.-N.J., SMSA

CONTENTS

[Page numbers listed here omit the chapter prefix, 77-, which appears as part of number for each page]

	page
Standard Metropolitan Statistical Area Map	1
Charts on Retail Sales: 1963 and 1958	4
TABLE 1 The Central Business District: 1963 and 1958:	
A Philadelphia	6
B Camden	7
2 The City: 1963 and 1958:	
A Philadelphia	8
B Camden	9
3 The Standard Metropolitan Statistical Area: 1963 and 1958	10
4 CBD, City, SMSA—Sales Comparisons: 1958 and 1963:	
A Philadelphia	11
B Camden	12
5 CBD Sales as Percent of City and SMSA Sales: 1963 and 1958:	
A Philadelphia	13
B Camden	13
6 Other Major Retail Centers in the SMSA: 1963	14

1870

...

...

...

...

...

...

...

...

...

...

PHILADELPHIA, PA.-N.J.

Standard Metropolitan Statistical Area, Central Business District, and Major Retail Centers



0 10 20 30 40 MILES

PHILADELPHIA, PA. - N.J.

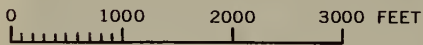
Standard Metropolitan Statistical Area, Central Business District, and Major Retail Centers



PHILADELPHIA

CENTRAL BUSINESS DISTRICT

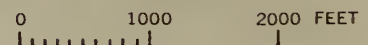
Comprising Census Tracts
5A, 6-A, 7-A, 7-C, 8-A, 8-B, 8-C, 8-D,
9-A, 9-B, 10-A, and 10-B



CAMDEN

CENTRAL BUSINESS DISTRICT

Comprising Census Tracts
CJ-7, CJ-11A, CJ-12A,
CJ-14, CJ-15 and CJ-17A



PHILADELPHIA, PA. - N.J.


Standard Metropolitan Statistical Area, Central Business District, and Major Retail Centers



CITY & MAJOR RETAIL CENTERS


No. 10 Unassigned

- Central Business District
- ① Major Retail Centers.




Philadelphia SMSA

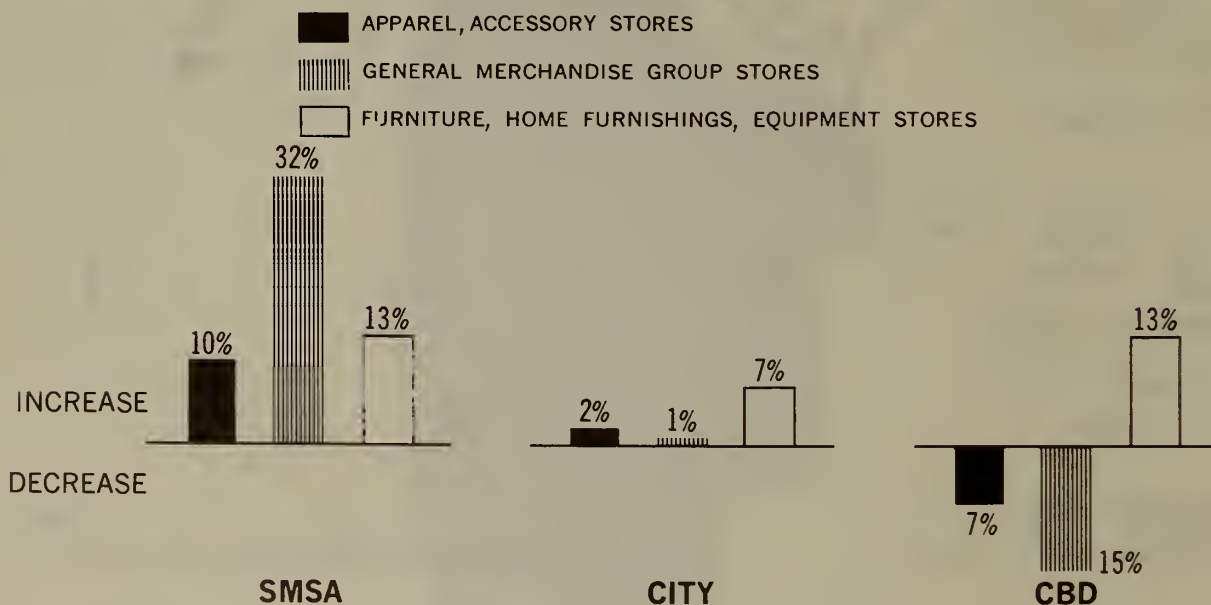
Retail Sales: 1958 and 1963 IN MILLIONS OF DOLLARS



Philadelphia




Percent Change in Sales, 1958-1963 by Types of Stores



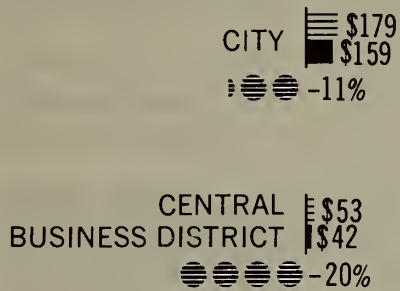
1963 CENSUS OF BUSINESS, U.S. Department of Commerce, Bureau of the Census

Philadelphia SMSA

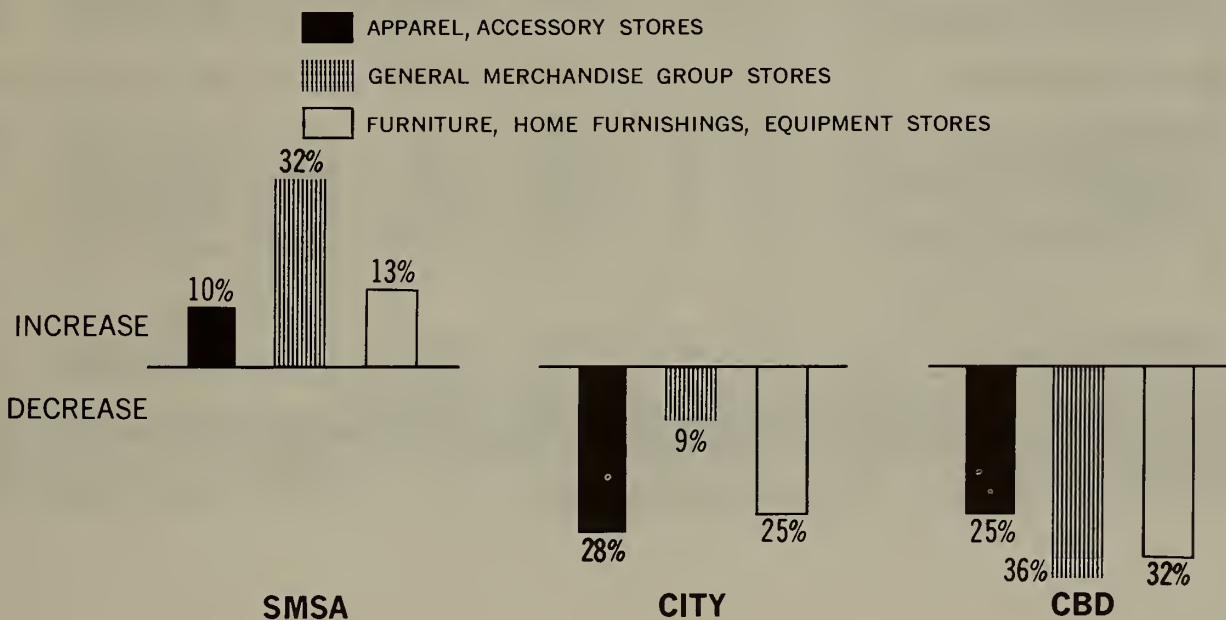
Retail Sales: 1958 and 1963 IN MILLIONS OF DOLLARS



Camden



Percent Change in Sales, 1958-1963 by Types of Stores



1963 CENSUS OF BUSINESS, U.S. Department of Commerce, Bureau of the Census

TABLE 1. The Central Business District: 1963 and 1958
A. Philadelphia

SIC code	Kind of business	1963				1958 ¹		
		Estab- lish- ments (number)	Sales (\$1,000)	Payroll, entire year (\$1,000)	Paid employees, workweek ended nearest Nov. 15 (number)	Estab- lish- ments (number)	Sales (\$1,000)	Payroll, entire year (\$1,000)
RETAIL STORES								
	Total ^{2,†} -----	2 293	563 248	107 216	31 083	2 621	603 615	109 740
52	Lumber, building materials, hardware, farm equip- ment dealers [†] -----	44	4 735	752	168	49	6 301	918
5251	Hardware stores-----	21	2 286	315	75	24	2 739	352
52 ex. 5251	Other [†] -----	23	2 449	437	93	25	3 562	566
53 part [†]	General merchandise group stores ² -----	65	220 808	49 221	13 629	70	259 136	52 069
531	Department stores-----	6	200 433	45 825	12 487	7	238 514	48 756
533	Limited price variety stores-----	13	13 774	2 370	923	18	14 629	2 694
539	Miscellaneous general merchandise stores-----	46	6 601	1 026	219	45	5 993	619
54	Food stores-----	199	28 552	2 612	805	207	24 562	2 066
55 ex. 554	Automotive dealers-----	12	13 440	1 801	305	12	12 160	1 556
55 pt. (554)	Gasoline service stations-----	39	3 857	424	131	34	2 532	300
56	Apparel, accessory stores-----	458	97 087	16 995	4 571	532	104 660	18 535
561, 567	Men's, boys' apparel stores, custom tailors-----	125	25 623	4 961	1 092	154	25 594	4 832
562-3, 568	Women's clothing, specialty stores-----	225	54 187	9 487	2 857	239	61 591	11 157
562	Women's ready-to-wear stores ³ -----	102	40 472	7 690	2 338	82	49 035	9 511
565	Family clothing stores ³ -----	13	2 225	289	63	6	642	84
566	Shoe stores-----	83	14 064	2 172	526	103	15 441	2 348
564, 569	Other apparel, accessory stores-----	12	988	86	33	22	1 184	114
57	Furniture, home furnishings, equipment stores-----	172	39 254	5 634	1 065	193	34 756	5 158
5712	Furniture stores-----	68	19 938	3 032	561	73	13 247	1 749
5713-15, 19	Other home furnishings stores-----	38	5 141	737	157	46	8 190	1 401
572, 573	Household appliance, radio, television, music stores-----	66	14 175	1 865	347	74	13 319	2 008
58	Eating, drinking places-----	650	69 230	17 863	7 349	748	71 248	18 205
5812	Eating places-----	460	58 034	15 375	6 472	532	56 178	15 518
5813	Drinking places (alcoholic beverages)-----	190	11 196	2 488	877	216	15 070	2 687
59 pt. (591)	Drug stores, proprietary stores-----	86	15 049	1 781	578	91	11 987	1 619
59 ex. 591	Other retail stores ⁴ -----	568	71 236	10 133	2 482	685	76 273	9 314
592	Liquor stores-----	13	9 066	491	107	18	9 267	443
594	Book, stationery stores-----	59	6 594	950	275	76	5 897	834
595	Sporting goods stores, bicycle shops-----	8	3 864	414	115	11	2 603	434
597	Jewelry stores-----	83	12 700	2 581	643	122	13 210	2 001
5992	Florists-----	21	1 711	423	104	27	1 679	407
5996	Camera, photographic supply stores-----	10	2 123	270	56	14	3 208	303
SELECTED SERVICES								
7011	Hotels, motels-----	64	32 743	12 381	4 318	65	33 041	12 079
783	Motion picture theaters-----	19	5 640	1 362	408	18	7 400	1 517

Standard Notes: - Represents zero. (D) Withheld to avoid disclosure. (NA) Not available. [†]1958 data revised.

¹1958 group totals for SIC 53 and 56 may include data for "nonemployer" establishments which could not be classified and tabulated by detailed kinds of business.

²Excludes nonstore retailers (i.e., mail order, direct selling, merchandise vending machine operators) part of SIC 53.

³1958 data limited to "employer" establishments.

⁴Includes data for those kinds of business in SIC 59 (ex. 591) not covered in any of the lines below.

TABLE 1. The Central Business District: 1963 and 1958—Continued

B. Camden

SIC code	Kind of business	1963				1958 ¹		
		Estab- lish- ments	Sales	Payroll, entire year	Paid employees, workweek ended nearest Nov. 15	Estab- lish- ments	Sales	Payroll, entire year
		(number)	(\$1,000)	(\$1,000)	(number)	(number)	(\$1,000)	(\$1,000)
RETAIL STORES								
	Total ² -----	372	42 279	5 348	1 667	477	52 991	6 498
52	Lumber, building materials, hardware, farm equip- ment dealers -----	10	1 842	275	69	18	2 282	353
5251	Hardware stores -----	5	97	4	1	6	121	7
52 ex. 5251	Other -----	5	1 745	271	68	12	2 161	346
53 part ³	General merchandise group stores ² -----	9	8 932	1 107	365	14	13 875	1 541
531	Department stores -----	1	(D)	(D)	(D)	2	(D)	(D)
533	Limited price variety stores -----	3	2 634	476	188	6	3 210	549
539	Miscellaneous general merchandise stores -----	5	(D)	(D)	(D)	6	(D)	(D)
54	Food stores -----	69	7 516	607	166	82	8 236	643
55 ex. 554	Automotive dealers -----	3	(D)	(D)	(D)	9	2 223	296
55 pt. (554)	Gasoline service stations -----	9	(D)	(D)	(D)	17	1 392	127
56	Apparel, accessory stores -----	75	5 396	674	209	103	7 161	928
561, 567	Men's, boys' apparel stores, custom tailors -----	11	865	124	32	24	1 722	271
562-3, 568	Women's clothing, specialty stores -----	28	2 040	214	87	41	2 396	260
562	Women's ready-to-wear stores ³ -----	15	1 251	131	55	13	1 373	153
565	Family clothing stores ³ -----	10	(D)	(D)	(D)	4	679	113
566	Shoe stores -----	21	1 423	196	52	25	1 928	244
564, 569	Other apparel, accessory stores -----	5	(D)	(D)	(D)	9	436	40
57	Furniture, home furnishings, equipment stores -----	23	3 866	474	110	52	5 689	745
5712	Furniture stores -----	16	2 847	364	89	22	3 609	520
5713-15, 19	Other home furnishings stores -----	1	(D)	(D)	(D)	9	302	23
572, 573	Household appliance, radio, television, music stores -----	6	(D)	(D)	(D)	21	1 778	202
58	Eating, drinking places -----	84	4 196	922	399	87	4 978	1 052
5812	Eating places -----	46	2 670	705	318	45	3 426	850
5813	Drinking places (alcoholic beverages) -----	38	1 526	217	81	42	1 552	202
59 pt. (591)	Drug stores, proprietary stores -----	14	1 907	260	96	17	1 845	248
59 ex. 591	Other retail stores ⁴ -----	76	5 594	695	180	78	5 310	565
592	Liquor stores -----	20	2 742	302	67	19	2 310	139
594	Book, stationery stores -----	3	66	8	3	5	(D)	(D)
595	Sporting goods stores, bicycle shops -----	3	122	10	3	1	(D)	(D)
597	Jewelry stores -----	10	(D)	(D)	(D)	12	1 014	175
5992	Florists -----	-	-	-	-	2	(D)	(D)
5996	Camera, photographic supply stores -----	2	(D)	(D)	(D)	3	(D)	(D)
SELECTED SERVICES								
7011	Hotels, motels -----	4	705	397	121	3	824	291
783	Motion picture theaters -----	3	(D)	(D)	(D)	4	697	180

Standard Notes: - Represents zero. (D) Withheld to avoid disclosure. (NA) Not available.

¹1958 group totals for SIC 53 and 56 may include data for "nonemployer" establishments which could not be classified and tabulated by detailed kinds of business.²Excludes nonstore retailers (i.e., mail order, direct selling, merchandise vending machine operators) part of SIC 53.³1958 data limited to "employer" establishments.⁴Includes data for those kinds of business in SIC 59 (ex. 591) not covered in any of the lines below.

TABLE 2. The City: 1963 and 1958

A. Philadelphia

SIC code	Kind of business	1963				1958 ¹		
		Estab- lish- ments (number)	Sales (\$1,000)	Payroll, entire year (\$1,000)	Paid employees, workweek ended nearest Nov. 15 (number)	Estab- lish- ments (number)	Sales (\$1,000)	Payroll, entire year (\$1,000)
	RETAIL STORES							
	Total ² -----	18 980	2 361 966	299 396	91 024	22 934	2 305 467	277 298
52	Lumber, building materials, hardware, farm equip- ment dealers -----	595	53 295	7 026	1 580	785	71 524	8 615
5251	Hardware stores -----	309	15 682	1 752	482	367	16 138	1 364
52 ex. 5251	Other -----	286	37 613	5 274	1 098	418	55 386	7 251
53 part ³	General merchandise group stores ² -----	539	357 478	66 169	19 677	802	352 505	63 835
531	Department stores -----	17	296 278	57 140	16 290	14	284 172	54 476
533	Limited price variety stores -----	263	35 103	5 674	2 493	235	39 169	6 763
539	Miscellaneous general merchandise stores -----	259	26 097	3 355	894	417	26 714	2 596
54	Food stores -----	5 137	563 663	41 163	12 086	6 720	563 561	36 683
55 ex. 554	Automotive dealers -----	447	307 009	28 412	4 914	506	277 287	25 833
55 pt. (554)	Gasoline service stations -----	991	112 024	9 661	3 144	1 094	90 336	7 921
56	Apparel, accessory stores -----	2 208	221 166	31 009	9 201	2 541	217 376	30 545
561, 567	Men's, boys' apparel stores, custom tailors -----	490	58 439	9 352	2 256	581	58 604	9 108
562-3, 568	Women's clothing, specialty stores -----	894	104 153	14 746	4 894	1 063	101 404	14 865
562	Women's ready-to-wear stores ³ -----	438	69 450	10 707	3 532	366	67 394	11 291
565	Family clothing stores ³ -----	233	11 524	1 058	366	74	6 108	727
566	Shoe stores -----	433	37 184	5 025	1 308	490	38 444	4 925
564, 569	Other apparel, accessory stores -----	158	9 866	828	377	217	11 034	920
57	Furniture, home furnishings, equipment stores -----	939	128 854	17 017	3 667	1 200	120 603	14 986
5712	Furniture stores -----	342	55 386	7 315	1 569	422	48 133	6 015
5713-15, 19	Other home furnishings stores -----	281	26 594	3 876	886	359	21 165	2 949
572, 573	Household appliance, radio, television, music stores -----	316	46 874	5 826	1 212	419	51 305	6 022
58	Eating, drinking places -----	4 550	273 059	62 057	26 101	5 099	267 130	55 587
5812	Eating places -----	2 614	185 193	46 176	20 387	3 006	175 269	40 994
5813	Drinking places (alcoholic beverages) -----	1 936	87 866	15 881	5 714	2 093	91 861	14 593
59 pt. (591)	Drug stores, proprietary stores -----	968	87 553	9 085	3 475	1 155	81 127	8 058
59 ex. 591	Other retail stores ⁴ -----	2 606	257 865	27 797	7 179	3 032	264 018	25 235
592	Liquor stores -----	271	95 948	5 326	1 259	237	83 088	4 058
594	Book, stationery stores -----	128	10 685	1 570	480	158	9 724	1 412
595	Sporting goods stores, bicycle shops -----	67	6 479	638	199	67	4 580	588
597	Jewelry stores -----	198	17 736	3 310	839	273	19 017	2 724
5992	Florists -----	220	9 306	1 630	458	257	9 283	1 469
5996	Camera, photographic supply stores -----	44	4 489	468	111	44	4 977	474
	SELECTED SERVICES							
7011	Hotels, motels -----	111	39 859	14 715	5 179	146	(D)	(D)
783	Motion picture theaters -----	90	13 405	3 310	1 325	125	16 909	3 990

Standard Notes: - Represents zero. (D) Withheld to avoid disclosure. (NA) Not available.

¹1958 group totals for SIC 53 and 56 may include data for "nonemployer" establishments which could not be classified and tabulated by detailed kinds of business.

²Excludes nonstore retailers (i.e., mail order, direct selling, merchandise vending machine operators) part of SIC 53.

³1958 data limited to "employer" establishments.

⁴Includes data for those kinds of business in SIC 59 (ex. 591) not covered in any of the lines below.

TABLE 2. The City: 1963 and 1958—Continued

B. Camden

SIC code	Kind of business	1963				1958 ¹		
		Estab- lish- ments (number)	Sales (\$1,000)	Payroll, entire year (\$1,000)	Paid employees, workweek ended nearest Nov. 15 (number)	Estab- lish- ments (number)	Sales (\$1,000)	Payroll, entire year (\$1,000)
	RETAIL STORES							
	Total ² -----	1 250	159 270	17 609	4 794	1 625	179 161	19 031
52	Lumber, building materials, hardware, farm equip- ment dealers -----	38	4 211	560	146	55	8 186	1 328
5251	Hardware stores -----	17	828	90	32	21	2 027	250
52 ex. 5251	Other -----	21	3 383	470	114	34	6 159	1 078
53 part ²	General merchandise group stores ² -----	32	28 461	3 521	938	55	31 420	3 521
531	Department stores -----	2	(D)	(D)	(D)	2	(D)	(D)
533	Limited price variety stores -----	17	3 436	579	230	18	4 028	670
539	Miscellaneous general merchandise stores -----	13	(D)	(D)	(D)	17	(D)	(D)
54	Food stores -----	327	29 176	2 016	573	431	35 237	2 249
55 ex. 554	Automotive dealers -----	28	36 868	3 233	481	51	32 998	2 897
55 pt. (554)	Gasoline service stations -----	87	7 978	576	187	111	7 909	592
56	Apparel, accessory stores -----	126	8 143	983	317	179	11 366	1 315
561, 567	Men's, boys' apparel stores, custom tailors -----	16	1 167	153	38	32	2 120	297
562-3, 568	Women's clothing, specialty stores -----	50	2 897	323	125	75	3 782	431
562	Women's ready-to-wear stores ³ -----	33	1 935	214	81	23	1 791	200
565	Family clothing stores ³ -----	21	1 900	242	75	7	1 996	249
566	Shoe stores -----	32	1 815	216	59	38	2 367	279
564, 569	Other apparel, accessory stores -----	7	364	49	20	17	853	59
57	Furniture, home furnishings, equipment stores ----	57	10 855	1 834	342	116	14 428	2 252
5712	Furniture stores -----	22	7 631	1 436	262	39	8 367	1 483
5713-15, 19	Other home furnishings stores -----	13	799	87	22	24	906	89
572, 573	Household appliance, radio, television, music stores -----	22	2 425	311	58	53	5 155	680
58	Eating, drinking places -----	302	13 129	2 541	1 117	336	15 150	2 633
5812	Eating places -----	165	7 442	1 743	802	184	8 942	1 808
5813	Drinking places (alcoholic beverages) -----	137	5 687	798	315	152	6 208	825
59 pt. (591)	Drug stores, proprietary stores -----	41	3 652	465	170	45	4 020	472
59 ex. 591	Other retail stores ⁴ -----	212	16 797	1 880	523	246	18 447	1 772
592	Liquor stores -----	63	8 510	822	233	73	7 601	582
594	Book, stationery stores -----	6	356	42	13	7	161	20
595	Sporting goods stores, bicycle shops -----	8	(D)	(D)	(D)	8	191	(D)
597	Jewelry stores -----	12	666	111	30	19	1 139	175
5992	Florists -----	13	436	41	15	21	475	37
5996	Camera, photographic supply stores -----	3	179	16	5	4	261	20
	SELECTED SERVICES							
7011	Hotels, motels -----	8	(D)	(D)	(D)	7	(D)	(D)
783	Motion picture theaters -----	5	(D)	(D)	(D)	9	953	(D)

Standard Notes: - Represents zero. (D) Withheld to avoid disclosure. (NA) Not available.

¹1958 group totals for SIC 53 and 56 may include data for "nonemployer" establishments which could not be classified and tabulated by detailed kinds of business.

²Excludes nonstore retailers (i.e., mail order, direct selling, merchandise vending machine operators) part of SIC 53.

³1958 data limited to "employer" establishments.

⁴Includes data for those kinds of business in SIC 59 (ex. 591) not covered in any of the lines below.

TABLE 3. The Standard Metropolitan Statistical Area: 1963 and 1958

SIC code	Kind of business	1963				1958 ¹		
		Estab- lish- ments (number)	Sales (\$1,000)	Payroll, entire year (\$1,000)	Paid employees, workweek ended nearest Nov. 15 (number)	Estab- lish- ments (number)	Sales (\$1,000)	Payroll, entire year (\$1,000)
RETAIL STORES								
	Total ² -----	37 321	5 537 463	638 711	195 452	41 667	4 662 559	514 485
52	Lumber, building materials, hardware, farm equip- ment dealers -----	1 501	193 774	24 150	5 381	1 805	216 383	25 043
5251	Hardware stores -----	631	39 798	4 500	1 262	728	43 265	4 453
52 ex. 5251	Other -----	870	153 976	19 650	4 119	1 077	173 118	20 590
53 part ³	General merchandise group stores ² -----	1 107	756 803	115 416	38 477	1 492	573 450	91 767
531	Department stores -----	62	587 831	90 120	28 482	39	416 241	71 141
533	Limited price variety stores -----	539	111 664	18 306	7 891	458	81 392	13 553
539	Miscellaneous general merchandise stores -----	506	57 308	6 990	2 104	683	69 075	7 073
54	Food stores -----	8 508	1 358 425	102 711	29 211	10 523	1 209 623	81 864
55 ex. 554	Automotive dealers -----	1 391	979 727	88 040	15 430	1 444	715 511	65 847
55 pt. (554)	Gasoline service stations -----	3 180	321 000	26 117	8 973	3 237	252 427	20 458
56	Apparel, accessory stores -----	3 830	391 372	51 931	16 335	4 102	354 815	46 778
561, 567	Men's, boys' apparel stores, custom tailors -----	782	89 810	13 044	3 292	875	83 331	12 023
562-3, 568	Women's clothing, specialty stores -----	1 519	182 323	24 510	8 539	1 685	156 946	21 847
562	Women's ready-to-wear stores ³ -----	828	127 651	17 848	6 211	659	108 612	16 784
565	Family clothing stores ³ -----	404	32 331	3 673	1 340	173	29 163	3 504
566	Shoe stores -----	830	69 673	9 159	2 491	811	59 238	7 833
564, 569	Other apparel, accessory stores -----	295	17 235	1 545	673	384	19 001	1 571
57	Furniture, home furnishings, equipment stores -----	1 942	252 694	33 538	7 388	2 292	224 578	29 215
5712	Furniture stores -----	678	107 901	14 777	3 191	734	94 712	12 530
5713-15, 19	Other home furnishings stores -----	529	47 576	6 982	1 592	647	36 369	5 059
572, 573	Household appliance, radio, television, music stores -----	735	97 217	11 779	2 605	911	93 497	11 626
58	Eating, drinking places -----	8 459	523 067	114 854	50 345	8 911	447 963	90 194
5812	Eating places -----	4 972	361 099	87 623	40 247	5 381	297 526	67 409
5813	Drinking places (alcoholic beverages) -----	3 487	161 968	27 231	10 098	3 530	150 437	22 785
59 pt. (591)	Drug stores, proprietary stores -----	1 697	185 974	21 235	7 995	1 817	153 813	16 274
59 ex. 591	Other retail stores ⁴ -----	5 706	574 627	60 719	15 917	6 044	513 996	47 045
592	Liquor stores -----	632	189 728	10 983	2 703	577	148 879	7 642
594	Book, stationery stores -----	250	18 120	2 481	826	261	13 571	1 852
595	Sporting goods stores, bicycle shops -----	226	16 915	1 700	496	227	11 170	1 196
597	Jewelry stores -----	402	31 330	5 006	1 354	482	29 316	3 940
5992	Florists -----	506	20 041	3 126	967	536	17 615	2 545
5996	Camera, photographic supply stores -----	96	8 458	911	230	103	8 689	841
SELECTED SERVICES								
7011	Hotels, motels -----	400	66 961	21 731	7 735	407	53 737	18 150
783	Motion picture theaters -----	186	23 540	5 281	2 347	235	26 064	6 079

Standard Notes: - Represents zero. (D) Withheld to avoid disclosure. (NA) Not available.

¹1958 group totals for SIC 53 and 56 may include data for "nonemployer" establishments which could not be classified and tabulated by detailed kinds of business.

²Excludes nonstore retailers (i.e., mail order, direct selling, merchandise vending machine operators) part of SIC 53.

³1958 data limited to "employer" establishments.

⁴Includes data for those kinds of business in SIC 59 (ex. 591) not covered in any of the lines below.

TABLE 4. CBD, City, SMSA—Sales Comparisons: 1958 and 1963

A. Philadelphia

SIC code	Kind of business	Percent change in sales			Percent distribution of sales					
		Central business district	City	Standard metropolitan statistical area	Central business district		City		Standard metropolitan statistical area	
					1963	1958	1963	1958	1963	1958
	RETAIL STORES									
	Total ² -----	-6.7	2.5	18.8	100.0	100.0	100.0	100.0	100.0	100.0
52	Lumber, building materials, hardware, farm equipment dealers -----	-24.9	-25.5	-10.4	0.8	1.1	2.3	3.1	3.5	4.6
5251	Hardware stores -----	-16.5	-2.8	-8.0	0.4	0.5	0.7	0.7	0.7	0.9
52 ex. 5251	Other -----	-31.3	-32.1	-11.1	0.4	0.6	1.6	2.4	2.8	3.7
53 part ¹	General merchandise group stores ^{1,2} -----	-14.8	1.4	32.0	39.2	42.9	15.1	15.3	13.6	12.3
531	Department stores -----	-16.0	4.3	41.2	35.6	39.5	12.5	12.4	10.6	9.0
533	Limited price variety stores -----	-6.1	10.4	37.2	2.4	2.4	1.5	1.7	2.0	1.8
539	Miscellaneous general merchandise stores -----	10.2	-2.3	-17.0	1.2	1.0	1.1	1.2	1.0	1.5
54	Food stores -----	16.2	0.1	12.3	5.1	4.1	23.9	24.5	24.5	26.0
55 ex. 554	Automotive dealers -----	10.5	10.7	36.9	2.4	2.0	13.0	12.0	17.7	15.4
55 pt. (554)	Gasoline service stations -----	52.3	24.0	27.2	0.7	0.4	4.7	3.9	5.8	5.4
56	Apparel, accessory stores ¹ -----	-7.2	1.7	10.3	17.2	17.3	9.4	9.4	7.1	7.6
561, 567	Men's, boys' apparel stores, custom tailors -----	0.1	-0.3	7.8	4.5	4.2	2.5	2.5	1.6	1.8
562-3, 568	Women's clothing, specialty stores -----	-12.0	2.7	16.2	9.6	10.2	4.4	4.4	3.3	3.4
562	Women's ready-to-wear stores ³ -----	-17.5	3.1	17.5	7.2	8.1	2.9	2.9	2.3	2.3
565	Family clothing stores ³ -----	246.6	88.7	10.9	0.4	0.1	0.5	0.3	0.6	0.6
566	Shoe stores -----	-8.9	-3.3	17.6	2.5	2.6	1.6	1.7	1.3	1.3
564, 569	Other apparel, accessory stores -----	-16.6	-10.6	-9.3	0.2	0.2	0.4	0.5	0.3	0.4
57	Furniture, home furnishings, equipment stores -----	12.9	6.8	12.5	7.0	5.8	5.4	5.2	4.6	4.8
5712	Furniture stores -----	50.5	15.1	13.9	3.6	2.2	2.3	2.1	1.9	2.0
5713-15, 19	Other home furnishings stores -----	-37.2	25.7	30.8	0.9	1.4	1.1	0.9	0.9	0.8
572, 573	Household appliance, radio, television, music stores -----	6.4	-8.6	4.0	2.5	2.2	2.0	2.2	1.8	2.0
58	Eating, drinking places -----	-2.8	2.2	16.8	12.3	11.8	11.6	11.6	9.4	9.6
5812	Eating places -----	3.3	5.7	21.4	10.3	9.3	7.9	7.6	6.5	6.4
5813	Drinking places (alcoholic beverages) -----	-25.7	-4.4	7.7	2.0	2.5	3.7	4.0	2.9	3.2
59 pt. (591)	Drug stores, proprietary stores -----	25.5	7.9	20.9	2.7	2.0	3.7	3.5	3.4	3.3
59 ex. 591	Other retail stores ⁴ -----	-6.6	-2.3	11.8	12.6	12.6	10.9	11.5	10.4	11.0
592	Liquor stores -----	-2.2	15.5	27.4	1.6	1.5	4.1	3.6	3.4	3.2
594	Book, stationery stores -----	11.8	9.9	33.5	1.2	1.0	0.5	0.4	0.3	0.3
595	Sporting goods stores, bicycle shops -----	48.4	41.5	51.4	0.7	0.4	0.3	0.2	0.3	0.2
597	Jewelry stores -----	-3.9	-6.7	6.9	2.3	2.2	0.8	0.8	0.6	0.6
5992	Florists -----	1.9	0.3	13.8	0.3	0.3	0.4	0.4	0.4	0.4
5996	Camera, photographic supply stores -----	-33.8	-9.8	-2.7	0.4	0.5	0.2	0.2	0.2	0.2
	SELECTED SERVICES									
7011	Hotels, motels -----	-0.9	(D)	24.6	(X)	(X)	(X)	(X)	(X)	(X)
783	Motion picture theaters -----	-23.8	-20.7	-9.7	(X)	(X)	(X)	(X)	(X)	(X)

Standard Notes: - Represents zero. (D) Withheld to avoid disclosure. (NA) Not available. (X) Not applicable. (-) Minus sign before number denotes decrease.
¹1958 group totals for SIC 53 and 56 may include data for "nonemployer" establishments which could not be classified and tabulated by detailed kinds of business.
²Excludes nonstore retailers (i.e., mail order, direct selling, merchandise vending machine operators) part of SIC 53.
³1958 data limited to "employer" establishments.
⁴Includes data for those kinds of business in SIC 59 (ex. 591) not covered in any of the lines below.

TABLE 4. CBD, City, SMSA—Sales Comparisons: 1958 and 1963—Continued

B. Camden

SIC code	Kind of business	Percent change in sales			Percent distribution of sales					
		Central business district	City	Standard metropolitan statistical area	Central business district		City		Standard metropolitan statistical area	
					1963	1958	1963	1958	1963	1958
	RETAIL STORES									
	Total ² -----	-20.2	-11.1	18.8	100.0	100.0	100.0	100.0	100.0	100.0
52	Lumber, building materials, hardware, farm equipment dealers -----	-19.3	-48.6	-10.4	4.4	4.3	2.6	4.6	3.5	4.6
5251	Hardware stores -----	-19.8	-59.2	-8.0	0.3	0.2	0.5	1.1	0.7	0.9
52 ex. 5251	Other -----	-19.3	-45.1	-11.1	4.1	4.1	2.1	3.4	2.8	3.7
53 part ²	General merchandise group stores ^{1,2} -----	-35.6	-9.4	32.0	21.1	26.2	17.9	17.5	13.6	12.3
531	Department stores -----	(D)	(D)	41.2	(D)	(D)	(D)	(D)	10.6	9.0
533	Limited price variety stores -----	-17.9	-14.7	37.2	6.2	6.1	2.2	2.2	2.0	1.8
539	Miscellaneous general merchandise stores -----	(D)	(D)	-17.0	(D)	(D)	(D)	(D)	1.0	1.5
54	Food stores -----	-8.7	-17.2	12.3	17.8	15.6	18.3	19.7	24.5	26.0
55 ex. 554	Automotive dealers -----	(D)	11.7	36.9	(D)	4.2	23.2	18.4	17.7	15.4
55 pt. (554)	Gasoline service stations -----	(D)	0.9	27.2	(D)	2.6	5.0	4.4	5.8	5.4
56	Apparel, accessory stores ¹ -----	-24.7	-28.4	10.3	12.8	13.5	5.1	6.3	7.1	7.6
561, 567	Men's, boys' apparel stores, custom tailors -----	-49.8	-45.0	7.8	2.0	3.3	0.7	1.2	1.6	1.8
562-3, 568	Women's clothing, specialty stores -----	-14.9	-23.4	16.2	4.8	4.5	1.8	2.1	3.3	3.4
562	Women's ready-to-wear stores ³ -----	-8.9	8.0	17.5	3.0	2.6	1.2	1.0	2.3	2.3
565	Family clothing stores ³ -----	(D)	-4.8	10.9	(D)	1.3	1.2	1.1	0.6	0.6
566	Shoe stores -----	-26.2	-23.3	17.6	3.4	3.6	1.2	1.3	1.3	1.3
564, 569	Other apparel, accessory stores -----	(D)	-57.3	-9.3	(D)	0.8	0.2	0.5	0.3	0.4
57	Furniture, home furnishings, equipment stores -----	-32.1	-24.8	12.5	9.1	10.7	6.8	8.1	4.6	4.8
5712	Furniture stores -----	-21.1	-8.8	13.9	6.7	6.8	4.8	4.7	1.9	2.0
5713-15, 19	Other home furnishings stores -----	(D)	-11.8	30.8	(D)	0.6	0.5	0.5	0.9	0.8
572, 573	Household appliance, radio, television, music stores -----	(D)	-53.0	4.0	(D)	3.3	1.5	2.9	1.8	2.0
58	Eating, drinking places -----	-15.7	-13.3	16.8	9.9	9.4	8.2	8.5	9.4	9.6
5812	Eating places -----	-22.1	-16.8	21.4	6.3	6.5	4.7	5.0	6.5	6.4
5813	Drinking places (alcoholic beverages) -----	-1.7	-8.4	7.7	3.6	2.9	3.5	3.5	2.9	3.2
59 pt. (591)	Drug stores, proprietary stores -----	3.4	-9.2	20.9	4.5	3.5	2.3	2.2	3.4	3.3
59 ex. 591	Other retail stores ⁴ -----	5.4	-9.0	11.8	13.2	10.0	10.6	10.3	10.4	11.0
592	Liquor stores -----	18.7	12.0	27.4	6.5	4.4	5.3	4.2	3.4	3.2
594	Book, stationery stores -----	(D)	121.0	33.5	0.2	(D)	0.2	0.1	0.3	0.3
595	Sporting goods stores, bicycle shops -----	(D)	(D)	51.4	0.3	(D)	(D)	0.1	0.3	0.2
597	Jewelry stores -----	(D)	-41.5	6.9	(D)	1.9	0.4	0.6	0.6	0.6
5992	Florists -----	(D)	-8.2	13.8	-	(D)	0.3	0.3	0.4	0.4
5996	Camera, photographic supply stores -----	(D)	-31.4	-2.7	(D)	(D)	0.1	0.1	0.2	0.2
	SELECTED SERVICES									
7011	Hotels, motels -----	-14.4	(D)	24.6	(X)	(X)	(X)	(X)	(X)	(X)
783	Motion picture theaters -----	(D)	(D)	-9.7	(X)	(X)	(X)	(X)	(X)	(X)

Standard Notes: - Represents zero. (D) Withheld to avoid disclosure. (NA) Not available. (X) Not applicable. (-) Minus sign before number denotes decrease.

¹1958 group totals for SIC 53 and 56 may include data for "nonemployer" establishments which could not be classified and tabulated by detailed kinds of business.

²Excludes nonstore retailers (i.e., mail order, direct selling, merchandise vending machine operators) part of SIC 53.

³1958 data limited to "employer" establishments.

⁴Includes data for those kinds of business in SIC 59 (ex. 591) not covered in any of the lines below.

TABLE 5. CBD Sales as Percent of City and SMSA Sales: 1963 and 1958

SIC code	Kind of business	Central business district sales as—							
		Percent of city sales -		Percent of standard metropolitan statistical area sales		Percent of city sales		Percent of standard metropolitan statistical area sales	
		1963	1958	1963	1958	1963	1958	1963	1958
		CAMDEN				PHILADELPHIA			
	RETAIL STORES								
	Total ² -----	26.6	29.6	0.8	1.1	23.9	26.2	10.2	13.0
52	Lumber, building materials, hardware, farm equipment dealers -----	43.7	27.9	1.0	1.1	88.9	8.8	2.4	2.9
5251	Hardware stores -----	11.7	6.0	0.2	0.3	14.6	17.0	5.7	6.3
52 ex. 5251	Other -----	51.6	35.1	1.1	1.3	6.5	6.4	1.6	2.1
53 part ²	General merchandise group stores ^{1,2} -----	31.4	44.2	1.2	2.4	61.8	73.5	29.2	45.2
531	Department stores -----	(D)	(D)	(D)	(D)	67.7	83.9	34.1	57.3
533	Limited price variety stores -----	76.7	79.7	2.4	3.9	39.2	37.4	12.3	18.0
539	Miscellaneous general merchandise stores -----	(D)	(D)	(D)	(D)	25.3	22.4	11.5	8.7
54	Food stores -----	25.8	23.4	0.6	0.7	5.1	4.4	2.1	2.0
55 ex. 554	Automotive dealers -----	(D)	6.7	(D)	0.3	4.4	4.4	1.4	1.7
55 pt. (554)	Gasoline service stations -----	(D)	17.6	(D)	0.6	3.4	2.8	1.2	1.0
56	Apparel, accessory stores ¹ -----	66.3	63.0	1.4	2.0	43.9	48.2	24.8	29.5
561, 567	Men's, boys' apparel stores, custom tailors -----	74.1	81.2	1.0	2.1	43.9	43.7	28.5	30.7
562-3, 568	Women's clothing, specialty stores -----	70.4	63.4	1.1	1.5	52.0	60.7	29.7	39.2
562	Women's ready-to-wear stores ³ -----	64.7	76.7	1.0	1.3	58.3	72.8	31.7	45.2
565	Family clothing stores ³ -----	(D)	34.0	(D)	2.3	19.3	10.5	6.9	2.2
566	Shoe stores -----	78.4	81.5	2.0	3.3	37.8	40.2	20.2	26.1
564, 569	Other apparel, accessory stores -----	(D)	51.1	(D)	2.3	10.0	10.7	5.7	6.2
57	Furniture, home furnishings, equipment stores -----	35.6	39.4	1.5	2.5	30.5	28.8	15.5	15.5
5712	Furniture stores -----	37.3	43.1	2.6	3.8	36.0	27.5	18.5	14.0
5713-15, 19	Other home furnishings stores -----	(D)	33.3	(D)	0.8	19.3	38.7	10.8	22.5
572, 573	Household appliance, radio, television, music stores -----	(D)	34.5	(D)	1.9	30.2	26.0	14.6	14.3
58	Eating, drinking places -----	32.0	32.9	0.8	1.1	25.4	26.7	13.2	15.9
5812	Eating places -----	35.9	38.3	0.7	1.2	31.3	32.1	16.1	18.9
5813	Drinking places (alcoholic beverages) -----	26.8	25.0	0.9	1.0	12.7	16.4	6.9	10.0
59 pt. (591)	Drug stores, proprietary stores -----	52.2	45.9	1.0	1.2	17.2	14.8	8.1	7.8
59 ex. 591	Other retail stores ⁴ -----	33.3	28.8	1.0	1.0	27.6	28.9	12.4	14.8
592	Liquor stores -----	32.2	30.4	1.5	1.6	9.5	11.2	4.8	6.2
594	Book, stationery stores -----	18.5	(D)	0.4	(D)	61.7	60.6	36.4	43.5
595	Sporting goods stores, bicycle shops -----	(D)	(D)	0.7	(D)	59.6	56.8	22.8	23.3
597	Jewelry stores -----	(D)	89.0	(D)	3.5	71.6	69.5	40.5	45.1
5992	Florists -----	-	(D)	-	(D)	18.4	18.1	8.5	9.5
5996	Camera, photographic supply stores -----	(D)	(D)	(D)	(D)	47.3	64.5	25.1	36.9
	SELECTED SERVICES								
7011	Hotels, motels -----	(D)	(D)	1.1	1.5	82.2	(D)	48.9	61.5
783	Motion picture theaters -----	(D)	73.1	(D)	2.7	42.1	43.8	24.0	28.4

Standard Notes: - Represents zero. (D) Withheld to avoid disclosure. (NA) Not available.
¹1958 group totals for SIC 53 and 56 may include data for "nonemployer" establishments which could not be classified and tabulated by detailed kinds of business.
²Excludes nonstore retailers (i.e., mail order, direct selling, merchandise vending machine operators) part of SIC 53.
³1958 data limited to "employer" establishments.
⁴Includes data for those kinds of business in SIC 59 (ex. 591) not covered in any of the lines below.

TABLE 6. Other Major Retail Centers in the SMSA: 1963

MRC No. 1. Includes the planned center known as "Bala Cynwyd" bounded by St. Asaph Rd., Belmont Ave., East City Ave., and Conshohocken Ave. (Lower Merion township, Montgomery County, Pa.)

SIC code	Kind of business	Total	SIC code	Kind of business	Number of establishments
	Retail stores, total:				
	Number -----	28	55 ex. 554	Automotive Dealers -----	1
	Sales ----- \$1,000	22 327	55 pt. (554)	Gasoline service stations -----	-
54, 58, 591	Convenience goods stores:		56	Apparel, accessory stores -----	12
	Number -----	5	561, 567	Men's, boys' apparel stores, custom tailors -----	2
	Sales ----- \$1,000	(D)	562-3, 568	Women's clothing, specialty stores -----	7
53 part, 56, 57	Shopping goods stores:		562	Women's ready-to-wear stores -----	4
	Number -----	15	565	Family clothing stores -----	-
	Sales ----- \$1,000	14 555	566	Shoe stores -----	3
52, 55, 59 ex. 591	All other stores:		564, 569	Other apparel, accessory stores -----	-
	Number -----	8	57	Furniture, home furnishings, equipment stores -----	1
	Sales ----- \$1,000	(D)	5712	Furniture stores -----	-
		Number of establishments	5713-15, 19	Other home furnishings stores -----	1
			572, 573	Household appliance, radio, television, music stores -----	-
	Retail stores, total -----	28	58	Eating, drinking places -----	1
52	Lumber, building materials, hardware, farm equipment dealers -----	1	5812	Eating places -----	1
5251	Hardware stores -----	-	5813	Drinking places (alcoholic beverages) -----	-
52 ex. 5251	Other -----	1	59 pt. (591)	Drug stores, proprietary stores -----	1
53 part	General merchandise group stores -----	2	59 ex. 591	Other retail stores -----	6
531	Department stores -----	1	592	Liquor stores -----	-
533	Limited price variety stores -----	1	594	Book, stationery stores -----	1
539	Miscellaneous general merchandise stores -----	-	595	Sporting goods stores, bicycle shops -----	-
			597	Jewelry stores -----	1
			5992	Florists -----	-
54	Food stores -----	3	5996	Camera, photographic supply stores -----	1

MRC No. 2. Includes the establishments in the area bounded by W. 7th, Sproul, E. 9th, Edgemont Ave., E. 10th, Crosby, E. 7th, St. Charles Pl. extended, St. Charles Pl., St. Charles St., Welsh, E. 3rd, Market, W. Mary, Edgemont Ave., Alley south of W. 3rd, Chester River, W. 6th, and alley west of Sproul (Chester city, Delaware Co., Pa.)

SIC code	Kind of business	Total	SIC code	Kind of business	Number of establishments
	Retail stores, total:				
	Number -----	161	55 ex. 554	Automotive dealers -----	3
	Sales ----- \$1,000	30 958	55 pt. (554)	Gasoline service stations -----	1
54, 58, 591	Convenience goods stores:		56	Apparel, accessory stores -----	33
	Number -----	52	561, 567	Men's, boys' apparel stores, custom tailors -----	7
	Sales ----- \$1,000	5 335	562-3, 568	Women's clothing, specialty stores -----	11
53 part, 56, 57	Shopping goods stores:		562	Women's ready-to-wear stores -----	9
	Number -----	66	565	Family clothing stores -----	2
	Sales ----- \$1,000	19 689	566	Shoe stores -----	11
52, 55, 59 ex. 591	All other stores:		564, 569	Other apparel, accessory stores -----	2
	Number -----	43	57	Furniture, home furnishings, equipment stores -----	22
	Sales ----- \$1,000	5 934	5712	Furniture stores -----	8
		Number of establishments	5713-15, 19	Other home furnishings stores -----	5
			572, 573	Household appliance, radio, television, music stores -----	9
	Retail stores, total -----	161	58	Eating, drinking places -----	34
52	Lumber, building materials, hardware, farm equipment dealers -----	6	5812	Eating places -----	22
5251	Hardware stores -----	-	5813	Drinking places (alcoholic beverages) -----	12
52 ex. 5251	Other -----	6	59 pt. (591)	Drug stores, proprietary stores -----	7
53 part	General merchandise group stores -----	11	59 ex. 591	Other retail stores -----	33
531	Department stores -----	1	592	Liquor stores -----	1
533	Limited price variety stores -----	4	594	Book, stationery stores -----	1
539	Miscellaneous general merchandise stores -----	6	595	Sporting goods stores, bicycle shops -----	2
			597	Jewelry stores -----	7
			5992	Florists -----	1
54	Food stores -----	11	5996	Camera, photographic supply stores -----	-

Standard Notes: - Represents zero. (D) Withheld to avoid disclosure. (NA) Not available.

TABLE 6. Other Major Retail Centers in the SMSA: 1963—Continued

MRC No. 3. Includes establishments on Germantown Ave. from E. Penn to Haines, on Cheltenham Ave. from P. & R. Hwy. to Pulaski Ave., on E. Woodlawn, Armat, and E. Schoolhouse Ln. from Germantown Ave. to Kenyon St., on Market Square, on Maplewood Ave. from Germantown Ave. to Greene, and on Church Lane to 24 Church Lane (Philadelphia)

SIC code	Kind of business	Total	SIC code	Kind of business	Number of establishments
	Retail stores, total:				
	Number	172	55 ex. 554	Automotive Dealers	5
	Sales \$1,000	41 706	55 pt. (554)	Gasoline service stations	-
54, 58, 591	Convenience goods stores:		56	Apparel, accessory stores	56
	Number	39	561, 567	Men's, boys' apparel stores, custom tailors	8
	Sales \$1,000	7 772	562-3, 568	Women's clothing, specialty stores	23
53 part, 56, 57	Shopping goods stores:		562	Women's ready-to-wear stores	10
	Number	95	565	Family clothing stores	2
	Sales \$1,000	24 512	566	Shoe stores	20
52, 55, 59 ex. 591	All other stores:		564, 569	Other apparel, accessory stores	3
	Number	38	57	Furniture, home furnishings, equipment stores	23
	Sales \$1,000	9 422	5712	Furniture stores	6
		Number of establishments	5713-15, 19	Other home furnishings stores	8
			572, 573	Household appliance, radio, television, music stores	9
	Retail stores, total	172	58	Eating, drinking places	19
52	Lumber, building materials, hardware, farm equipment dealers	3	5812	Eating places	12
5251	Hardware stores	2	5813	Drinking places (alcoholic beverages)	7
52 ex. 5251	Other	1	59 pt. (591)	Drug stores, proprietary stores	6
53 part	General merchandise group stores	16	59 ex. 591	Other retail stores	30
531	Department stores	4	592	Liquor stores	1
533	Limited price variety stores	5	594	Book, stationery stores	2
539	Miscellaneous general merchandise stores	7	595	Sporting goods stores, bicycle shops	2
			597	Jewelry stores	5
54	Food stores	14	5992	Florists	3
			5996	Camera, photographic supply stores	4

MRC No. 4. Includes establishments in the area bounded by: Spring Ave., Rydal Rd., Clement Rd., Vernon Rd., Homestead Rd., Cottman, Nice Ave., Nice Ave. extended, Willow, Leedom, Cloverly Ave., Cheltenham Ave. and both sides of Old York Rd. to Adams Ave. (Jenkintown borough, and Montgomery County)

SIC code	Kind of business	Total	SIC code	Kind of business	Number of establishments
	Retail stores, total:				
	Number	188	55 ex. 554	Automotive dealers	6
	Sales \$1,000	144 890	55 pt. (554)	Gasoline service stations	5
54, 58, 591	Convenience goods stores:		56	Apparel, accessory stores	16
	Number	119	561, 567	Men's, boys' apparel stores, custom tailors	2
	Sales \$1,000	100	562-3, 568	Women's clothing, specialty stores	11
53 part, 56, 57	Shopping goods stores:		562	Women's ready-to-wear stores	11
	Number	133	565	Family clothing stores	-
	Sales \$1,000	100	566	Shoe stores	3
52, 55, 59 ex. 591	All other stores:		564, 569	Other apparel, accessory stores	-
	Number	136	57	Furniture, home furnishings, equipment stores	12
	Sales \$1,000	100	5712	Furniture stores	2
		Number of establishments	5713-15, 19	Other home furnishings stores	4
			572, 573	Household appliance, radio, television, music stores	6
	Retail stores, total	188	58	Eating, drinking places	11
52	Lumber, building materials, hardware, farm equipment dealers	3	5812	Eating places	7
5251	Hardware stores	2	5813	Drinking places (alcoholic beverages)	4
52 ex. 5251	Other	1	59 pt. (591)	Drug stores, proprietary stores	4
53 part	General merchandise group stores	15	59 ex. 591	Other retail stores	22
531	Department stores	2	592	Liquor stores	1
533	Limited price variety stores	1	594	Book, stationery stores	3
539	Miscellaneous general merchandise stores	2	595	Sporting goods stores, bicycle shops	-
			597	Jewelry stores	3
54	Food stores	4	5992	Florists	1
			5996	Camera, photographic supply stores	1

Standard Notes: - Represents zero. (D) Withheld to avoid disclosure. (NA) Not available. R Revised.

TABLE 6. Other Major Retail Centers in the SMSA: 1963—Continued

MRC No. 5. Includes the planned center known as "Levittown Shop-O-Rama" at Route 13 and Levittown Pkwy. (Tullytown borough, Bucks Co., Pa.)

SIC code	Kind of business	Total	SIC code	Kind of business	Number of establishments
	Retail stores, total:				
	Number -----	46	55 ex. 554	Automotive Dealers -----	1
	Sales ----- \$1,000-----	25 728	55 pt. (554)	Gasoline service stations -----	1
54, 58, 591	Convenience goods stores:		56	Apparel, accessory stores -----	16
	Number -----	8	561, 567	Men's, boys' apparel stores, custom tailors -----	2
	Sales ----- \$1,000-----	4 327	562-3, 568	Women's clothing, specialty stores -----	6
53 part, 56, 57	Shopping goods stores:		562	Women's ready-to-wear stores -----	4
	Number -----	27	565	Family clothing stores -----	-
	Sales ----- \$1,000-----	19 714	566	Shoe stores -----	7
52, 55, 59 ex. 591	All other stores:		564, 569	Other apparel, accessory stores -----	1
	Number -----	11	57	Furniture, home furnishings, equipment stores -----	4
	Sales ----- \$1,000-----	1 687	5712	Furniture stores -----	1
		Number of establishments	5713-15, 19	Other home furnishings stores -----	-
			572, 573	Household appliance, radio, television, music stores -----	3
	Retail stores, total -----	46	58	Eating, drinking places -----	1
52	Lumber, building materials, hardware, farm equipment dealers -----	1	5812	Eating places -----	-
5251	Hardware stores -----	1	5813	Drinking places (alcoholic beverages) -----	1
52 ex. 5251	Other -----	-	59 pt. (591)	Drug stores, proprietary stores -----	1
53 part	General merchandise group stores -----	7	59 ex. 591	Other retail stores -----	8
531	Department stores -----	2	592	Liquor stores -----	2
533	Limited price variety stores -----	3	594	Book, stationery stores -----	-
539	Miscellaneous general merchandise stores -----	2	595	Sporting goods stores, bicycle shops -----	1
			597	Jewelry stores -----	1
			5992	Florists -----	-
54	Food stores -----	6	5996	Camera, photographic supply stores -----	2

MRC No. 6. Includes the planned center known as "Logan Square" and establishments on Marklay St. from West Roberts St. to Johnson Hwy. (Norristown borough, Montgomery Co., Pa.)

SIC code	Kind of business	Total	SIC code	Kind of business	Number of establishments
	Retail stores, total:				
	Number -----	18	55 ex. 554	Automotive dealers -----	-
	Sales ----- \$1,000-----	13 354	55 pt. (554)	Gasoline service stations -----	1
54, 58, 591	Convenience goods stores:		56	Apparel, accessory stores -----	5
	Number -----	6	561, 567	Men's, boys' apparel stores, custom tailors -----	1
	Sales ----- \$1,000-----	(D)	562-3, 568	Women's clothing, specialty stores -----	1
53 part, 56, 57	Shopping goods stores:		562	Women's ready-to-wear stores -----	1
	Number -----	8	565	Family clothing stores -----	1
	Sales ----- \$1,000-----	(D)	566	Shoe stores -----	1
52, 55, 59 ex. 591	All other stores:		564, 569	Other apparel, accessory stores -----	1
	Number -----	4	57	Furniture, home furnishings, equipment stores -----	1
	Sales ----- \$1,000-----	589	5712	Furniture stores -----	-
		Number of establishments	5713-15, 19	Other home furnishings stores -----	-
			572, 573	Household appliance, radio, television, music stores -----	1
	Retail stores, total -----	18	58	Eating, drinking places -----	-
52	Lumber, building materials, hardware, farm equipment dealers -----	1	5812	Eating places -----	-
5251	Hardware stores -----	-	5813	Drinking places (alcoholic beverages) -----	-
52 ex. 5251	Other -----	1	59 pt. (591)	Drug stores, proprietary stores -----	2
53 part	General merchandise group stores -----	2	59 ex. 591	Other retail stores -----	2
531	Department stores -----	1	592	Liquor stores -----	-
533	Limited price variety stores -----	1	594	Book, stationery stores -----	-
539	Miscellaneous general merchandise stores -----	-	595	Sporting goods stores, bicycle shops -----	-
			597	Jewelry stores -----	1
			5992	Florists -----	-
54	Food stores -----	4	5996	Camera, photographic supply stores -----	-

Standard Notes: - Represents zero. (D) Withheld to avoid disclosure. (NA) Not available.

TABLE 6. Other Major Retail Centers in the SMSA: 1963—Continued

MRC No. 7. Includes the planned center known as "Main Line Shopping Center" and establishments on East Wynnewood Rd. from Lancaster Ave. to Williams Rd. (Lower Merion township, Montgomery Co., Pa.)

SIC code	Kind of business	Total	SIC code	Kind of business	Number of establishments
	Retail stores, total:				
	Number -----	20	55 ex. 554	Automotive Dealers -----	-
	Sales ----- \$1,000	15 076	55 pt. (554)	Gasoline service stations -----	-
54, 58, 591	Convenience goods stores:		56	Apparel, accessory stores -----	5
	Number -----	7	561, 567	Men's, boys' apparel stores, custom tailors -----	1
	Sales ----- \$1,000	3 569	562-3, 568	Women's clothing, specialty stores -----	2
53 part, 56, 57	Shopping goods stores:		562	Women's ready-to-wear stores -----	1
	Number -----	9	565	Family clothing stores -----	-
	Sales ----- \$1,000	(D)	566	Shoe stores -----	1
52, 55, 59 ex. 591	All other stores:		564, 569	Other apparel, accessory stores -----	1
	Number -----	4	57	Furniture, home furnishings, equipment stores -----	3
	Sales ----- \$1,000	(D)	5712	Furniture stores -----	-
		Number of establishments	5713-15, 19	Other home furnishings stores -----	2
			572, 573	Household appliance, radio, television, music stores -----	1
	Retail stores, total -----	20	58	Eating, drinking places -----	1
52	Lumber, building materials, hardware, farm equipment dealers -----	1	5812	Eating places -----	1
5251	Hardware stores -----	-	5813	Drinking places (alcoholic beverages) -----	-
52 ex. 5251	Other -----	1	59 pt. (591)	Drug stores, proprietary stores -----	1
53 part	General merchandise group stores -----	1	59 ex. 591	Other retail stores -----	3
531	Department stores -----	1	592	Liquor stores -----	-
533	Limited price variety stores -----	-	594	Book, stationery stores -----	-
539	Miscellaneous general merchandise stores -----	-	595	Sporting goods stores, bicycle shops -----	-
			597	Jewelry stores -----	1
54	Food stores -----	5	5992	Florists -----	-
			5996	Camera, photographic supply stores -----	-

MRC No. 8. Includes the planned center known as "Morrisville Shopping Center" in the area bounded by E. Trenton Ave., Crown E. Maple Ave., and N. Pennsylvania Ave. (Morrisville borough, Bucks Co., Pa.)

SIC code	Kind of business	Total	SIC code	Kind of business	Number of establishments
	Retail stores, total:				
	Number -----	21	55 ex. 554	Automotive dealers -----	-
	Sales ----- \$1,000	5 204	55 pt. (554)	Gasoline service stations -----	-
54, 58, 591	Convenience goods stores:		56	Apparel, accessory stores -----	7
	Number -----	6	561, 567	Men's, boys' apparel stores, custom tailors -----	1
	Sales ----- \$1,000	(D)	562-3, 568	Women's clothing, specialty stores -----	2
53 part, 56, 57	Shopping goods stores:		562	Women's ready-to-wear stores -----	2
	Number -----	9	565	Family clothing stores -----	-
	Sales ----- \$1,000	1 619	566	Shoe stores -----	3
52, 55, 59 ex. 591	All other stores:		564, 569	Other apparel, accessory stores -----	1
	Number -----	6	57	Furniture, home furnishings, equipment stores -----	-
	Sales ----- \$1,000	(D)	5712	Furniture stores -----	-
		Number of establishments	5713-15, 19	Other home furnishings stores -----	-
			572, 573	Household appliance, radio, television, music stores -----	-
	Retail stores, total -----	21	58	Eating, drinking places -----	2
52	Lumber, building materials, hardware, farm equipment dealers -----	-	5812	Eating places -----	1
5251	Hardware stores -----	-	5813	Drinking places (alcoholic beverages) -----	1
52 ex. 5251	Other -----	-	59 pt. (591)	Drug stores, proprietary stores -----	1
53 part	General merchandise group stores -----	2	59 ex. 591	Other retail stores -----	6
531	Department stores -----	1	592	Liquor stores -----	2
533	Limited price variety stores -----	1	594	Book, stationery stores -----	1
539	Miscellaneous general merchandise stores -----	-	595	Sporting goods stores, bicycle shops -----	-
			597	Jewelry stores -----	-
54	Food stores -----	3	5992	Florists -----	-
			5996	Camera, photographic supply stores -----	1

Standard Notes: - Represents zero. (D) Withheld to avoid disclosure. (NA) Not available.

TABLE 6. Other Major Retail Centers in the SMSA: 1963—Continued

MRC No. 9. Includes establishments in the area bounded by Penn, Barbadoes, Ann, Cherry, Airy, Green, Penn, Arch, Main, Saw Mill Run, Lafayette, east side of Barbadoes, Reading R.R., and Markley. (Norristown borough, Montgomery County, Pa.)

SIC code	Kind of business	Total	SIC code	Kind of business	Number of establishments
	Retail stores, total:				
	Number -----	149	55 ex. 554	Automotive Dealers -----	4
	Sales ----- \$1,000--	21 743	55 pt. (554)	Gasoline service stations -----	2
54, 58, 591	Convenience goods stores:		56	Apparel, accessory stores -----	40
	Number -----	35	561, 567	Men's, boys' apparel stores, custom tailors -----	8
	Sales ----- \$1,000--	3 081	562-3, 568	Women's clothing, specialty stores -----	16
53 part, 56, 57	Shopping goods stores:		562	Women's ready-to-wear stores -----	10
	Number -----	71	565	Family clothing stores -----	1
	Sales ----- \$1,000--	13 979	566	Shoe stores -----	12
52, 55, 59 ex. 591	All other stores:		564, 569	Other apparel, accessory stores -----	3
	Number -----	43	57	Furniture, home furnishings, equipment stores -----	22
	Sales ----- \$1,000--	4 683	5712	Furniture stores -----	8
		Number of establishments	5713-15, 19	Other home furnishings stores -----	7
			572, 573	Household appliance, radio, television, music stores -----	7
	Retail stores, total -----	149	58	Eating, drinking places -----	24
52	Lumber, building materials, hardware, farm equipment dealers -----	4	5812	Eating places -----	17
5251	Hardware stores -----	4	5813	Drinking places (alcoholic beverages) -----	7
52 ex. 5251	Other -----	4	59 pt. (591)	Drug stores, proprietary stores -----	3
53 part	General merchandise group stores -----	9	59 ex. 591	Other retail stores -----	33
531	Department stores -----	2	592	Liquor stores -----	-
533	Limited price variety stores -----	2	594	Book, stationery stores -----	2
539	Miscellaneous general merchandise stores -----	5	595	Sporting goods stores, bicycle shops -----	4
			597	Jewelry stores -----	5
			5992	Florists -----	3
54	Food stores -----	8	5996	Camera, photographic supply stores -----	1

MRC No. 11. Includes the planned center known as "Suburban Square Shopping Center" bounded by E. Montgomery Ave., Llanfair Rd., Coulter Ave. and Anderson Ave. (Lower Merion township, Montgomery Co., Pa.)

SIC code	Kind of business	Total	SIC code	Kind of business	Number of establishments
	Retail stores, total:				
	Number -----	35	55 ex. 554	Automotive dealers -----	-
	Sales ----- \$1,000--	18 438	55 pt. (554)	Gasoline service stations -----	-
54, 58, 591	Convenience goods stores:		56	Apparel, accessory stores -----	11
	Number -----	8	561, 567	Men's, boys' apparel stores, custom tailors -----	1
	Sales ----- \$1,000--	2 357	562-3, 568	Women's clothing, specialty stores -----	7
53 part, 56, 57	Shopping goods stores:		562	Women's ready-to-wear stores -----	6
	Number -----	18	565	Family clothing stores -----	-
	Sales ----- \$1,000--	14 802	566	Shoe stores -----	3
52, 55, 59 ex. 591	All other stores:		564, 569	Other apparel, accessory stores -----	-
	Number -----	9	57	Furniture, home furnishings, equipment stores -----	4
	Sales ----- \$1,000--	1 279	5712	Furniture stores -----	2
		Number of establishments	5713-15, 19	Other home furnishings stores -----	1
			572, 573	Household appliance, radio, television, music stores -----	1
	Retail stores, total -----	35	58	Eating, drinking places -----	1
52	Lumber, building materials, hardware, farm equipment dealers -----	1	5812	Eating places -----	1
5251	Hardware stores -----	-	5813	Drinking places (alcoholic beverages) -----	-
52 ex. 5251	Other -----	1	59 pt. (591)	Drug stores, proprietary stores -----	2
53 part	General merchandise group stores -----	3	59 ex. 591	Other retail stores -----	8
531	Department stores -----	1	592	Liquor stores -----	-
533	Limited price variety stores -----	-	594	Book, stationery stores -----	1
539	Miscellaneous general merchandise stores -----	2	595	Sporting goods stores, bicycle shops -----	-
			597	Jewelry stores -----	1
			5992	Florists -----	1
54	Food stores -----	5	5996	Camera, photographic supply stores -----	1

Note: To facilitate comparison with 1958 data, the numbers assigned to MRC's are the same as those used in the reports of the 1958 census. For this reason, MRC No. 10 is not used in this report.

Standard Notes: - Represents zero. (D) Withheld to avoid disclosure. (NA) Not available.

TABLE 6. Other Major Retail Centers in the SMSA: 1963—Continued

MRC No. 12. Includes establishments on 69th St. from West Chester Pike to Walnut St., on West Chester Pike from Copley Rd. to Marlborough Rd., and on Ludlow St. from 69th St. to Copley Rd. (Upper Darby township, Delaware County, Pa.)

SIC code	Kind of business	Total	SIC code	Kind of business	Number of establishments
	Retail stores, total:				
	Number	93	55 ex. 554	Automotive Dealers	2
	Sales	49 206	55 pt. (554)	Gasoline service stations	-
54, 58, 591	Convenience goods stores:		56	Apparel, accessory stores	39
	Number	18	561, 567	Men's, boys' apparel stores, custom tailors	9
	Sales	4 872	562-3, 568	Women's clothing, specialty stores	15
53 part, 56, 57	Shopping goods stores:		562	Women's ready-to-wear stores	6
	Number	54	565	Family clothing stores	1
	Sales	40 827	566	Shoe stores	13
52, 55, 59 ex. 591	All other stores:		564, 569	Other apparel, accessory stores	1
	Number	21	57	Furniture, home furnishings, equipment stores	8
	Sales	3 507	5712	Furniture stores	-
		Number of establishments	5713-15, 19	Other home furnishings stores	2
			572, 573	Household appliance, radio, television, music stores	6
	Retail stores, total	93	58	Eating, drinking places	9
52	Lumber, building materials, hardware, farm equipment dealers	2	5812	Eating places	4
5251	Hardware stores	-	5813	Drinking places (alcoholic beverages)	5
52 ex. 5251	Other	2	59 pt. (591)	Drug stores, proprietary stores	6
53 part	General merchandise group stores	7	59 ex. 591	Other retail stores	17
531	Department stores	3	592	Liquor stores	1
533	Limited price variety stores	3	594	Book, stationery stores	1
539	Miscellaneous general merchandise stores	1	595	Sporting goods stores, bicycle shops	2
			597	Jewelry stores	2
54	Food stores	3	5992	Florists	2
			5996	Camera, photographic supply stores	1

MRC No. 13. Includes establishments in the area bounded by: Chestnut, Walnut, Cedar Alley, High, Pearl Alley, Church, Wollerton Alley, and Darlington. (West Chester, Chester County, Pa.)

SIC code	Kind of business	Total	SIC code	Kind of business	Number of establishments
	Retail stores, total:				
	Number	80	55 ex. 554	Automotive dealers	3
	Sales	11 592	55 pt. (554)	Gasoline service stations	-
54, 58, 591	Convenience goods stores:		56	Apparel, accessory stores	22
	Number	21	561, 567	Men's, boys' apparel stores, custom tailors	4
	Sales	2 146	562-3, 568	Women's clothing, specialty stores	7
53 part, 56, 57	Shopping goods stores:		562	Women's ready-to-wear stores	5
	Number	35	565	Family clothing stores	1
	Sales	6 531	566	Shoe stores	10
52, 55, 59 ex. 591	All other stores:		564, 569	Other apparel, accessory stores	-
	Number	24	57	Furniture, home furnishings, equipment stores	7
	Sales	2 915	5712	Furniture stores	2
		Number of establishments	5713-15, 19	Other home furnishings stores	-
			572, 573	Household appliance, radio, television, music stores	5
	Retail stores, total	80	58	Eating, drinking places	14
52	Lumber, building materials, hardware, farm equipment dealers	3	5812	Eating places	9
5251	Hardware stores	1	5813	Drinking places (alcoholic beverages)	5
52 ex. 5251	Other	2	59 pt. (591)	Drug stores, proprietary stores	3
53 part	General merchandise group stores	6	59 ex. 591	Other retail stores	18
531	Department stores	1	592	Liquor stores	-
533	Limited price variety stores	2	594	Book, stationery stores	2
539	Miscellaneous general merchandise stores	3	595	Sporting goods stores, bicycle shops	1
			597	Jewelry stores	3
54	Food stores	4	5992	Florists	1
			5996	Camera, photographic supply stores	-

Standard Notes: - Represents zero. (D) Withheld to avoid disclosure. (NA) Not available.

TABLE 6. Other Major Retail Centers in the SMSA: 1963—Continued

MRC No. 14. Includes the planned center known as "Willow Grove Shopping Center" and establishments in the area bounded by north side of Old York Rd., Davisville Rd., Moreland Rd. and Park Rd. (Upper Moreland twp., Montgomery Co., Pa.)

SIC code	Kind of business	Total	SIC code	Kind of business	Number of establishments
	Retail stores, total:				
	Number -----	52	55 ex. 554	Automotive Dealers -----	-
	Sales ----- \$1,000	15 196	55 pt. (554)	Gasoline service stations -----	3
54, 58, 591	Convenience goods stores:		56	Apparel, accessory stores -----	14
	Number -----	18	561, 567	Men's, boys' apparel stores, custom tailors -----	3
	Sales ----- \$1,000	5 290	562-3, 568	Women's clothing, specialty stores -----	5
53 part, 56, 57	Shopping goods stores:		562	Women's ready-to-wear stores -----	3
	Number -----	21	565	Family clothing stores -----	5
	Sales ----- \$1,000	8 139	566	Shoe stores -----	-
52, 55, 59 ex. 591	All other stores:		564, 569	Other apparel, accessory stores -----	1
	Number -----	13	57	Furniture, home furnishings, equipment stores -----	4
	Sales ----- \$1,000	1 767	5712	Furniture stores -----	-
		Number of establishments	5713-15, 19	Other home furnishings stores -----	-
			572, 573	Household appliance, radio, television, music stores -----	4
	Retail stores, total -----	52	58	Eating, drinking places -----	8
52	Lumber, building materials, hardware, farm equipment dealers -----	3	5812	Eating places -----	5
5251	Hardware stores -----	1	5813	Drinking places (alcoholic beverages) -----	3
52 ex. 5251	Other -----	2	59 pt. (591)	Drug stores, proprietary stores -----	3
53 part	General merchandise group stores -----	3	59 ex. 591	Other retail stores -----	7
531	Department stores -----	1	592	Liquor stores -----	1
533	Limited price variety stores -----	1	594	Book, stationery stores -----	-
539	Miscellaneous general merchandise stores -----	1	595	Sporting goods stores, bicycle shops -----	-
			597	Jewelry stores -----	2
			5992	Florists -----	-
54	Food stores -----	7	5996	Camera, photographic supply stores -----	1

MRC No. 15. Includes establishments on Oregon Ave. from 18th St. to 24th St., on 22nd St. from Oregon Ave. to Passyunk Ave., and on 24th St. from Oregon Ave. to Ritner St. (Philadelphia city)

SIC code	Kind of business	Total	SIC code	Kind of business	Number of establishments
	Retail stores, total:				
	Number -----	27	55 ex. 554	Automotive dealers -----	3
	Sales ----- \$1,000	19 522	55 pt. (554)	Gasoline service stations -----	7
54, 58, 591	Convenience goods stores:		56	Apparel, accessory stores -----	4
	Number -----	6	561, 567	Men's, boys' apparel stores, custom tailors -----	-
	Sales ----- \$1,000	(D)	562-3, 568	Women's clothing, specialty stores -----	-
53 part, 56, 57	Shopping goods stores:		562	Women's ready-to-wear stores -----	-
	Number -----	9	565	Family clothing stores -----	1
	Sales ----- \$1,000	11 579	566	Shoe stores -----	3
52, 55, 59 ex. 591	All other stores:		564, 569	Other apparel, accessory stores -----	-
	Number -----	12	57	Furniture, home furnishings, equipment stores -----	-
	Sales ----- \$1,000	(D)	5712	Furniture stores -----	-
		Number of establishments	5713-15, 19	Other home furnishings stores -----	-
			572, 573	Household appliance, radio, television, music stores -----	-
	Retail stores, total -----	27	58	Eating, drinking places -----	2
52	Lumber, building materials, hardware, farm equipment dealers -----	2	5812	Eating places -----	1
5251	Hardware stores -----	2	5813	Drinking places (alcoholic beverages) -----	1
52 ex. 5251	Other -----	2	59 pt. (591)	Drug stores, proprietary stores -----	1
53 part	General merchandise group stores -----	5	59 ex. 591	Other retail stores -----	-
531	Department stores -----	1	592	Liquor stores -----	-
533	Limited price variety stores -----	1	594	Book, stationery stores -----	-
539	Miscellaneous general merchandise stores -----	3	595	Sporting goods stores, bicycle shops -----	-
			597	Jewelry stores -----	-
			5992	Florists -----	-
54	Food stores -----	3	5996	Camera, photographic supply stores -----	-

Standard Notes: - Represents zero. (D) Withheld to avoid disclosure. (NA) Not available.

TABLE 6. Other Major Retail Centers in the SMSA: 1963—Continued

MRC No. 16. Includes establishments on Castor Ave. from Bleigh Ave. to Englewood St., and on Cottman Ave. from Loretto Ave. to Roosevelt Blvd. (Philadelphia city)

SIC code	Kind of business	Total	SIC code	Kind of business	Number of establishments
	Retail stores, total:				
	Number -----	62	55 ex. 554	Automotive Dealers -----	1
	Sales ----- \$1,000-----	52 539	55 pt. (554)	Gasoline service stations -----	5
54, 58, 591	Convenience goods stores:		56	Apparel, accessory stores -----	21
	Number -----	17	561, 567	Men's, boys' apparel stores, custom tailors -----	3
	Sales ----- \$1,000-----	10 236	562-3, 568	Women's clothing, specialty stores -----	8
53 part, 56, 57	Shopping goods stores:		562	Women's ready-to-wear stores -----	1
	Number -----	34	565	Family clothing stores -----	-
	Sales ----- \$1,000-----	40 762	566	Shoe stores -----	8
52, 55, 59 ex. 591	All other stores:		564, 569	Other apparel, accessory stores -----	2
	Number -----	11	57	Furniture, home furnishings, equipment stores -----	8
	Sales ----- \$1,000-----	1 541	5712	Furniture stores -----	2
		Number of establishments	5713-15, 19	Other home furnishings stores -----	4
			572, 573	Household appliance, radio, television, music stores -----	2
	Retail stores, total -----	62	58	Eating, drinking places -----	8
52	Lumber, building materials, hardware, farm equipment dealers -----	3	5812	Eating places -----	7
5251	Hardware stores -----	-	5813	Drinking places (alcoholic beverages) -----	1
52 ex. 5251	Other -----	3	59 pt. (591)	Drug stores, proprietary stores -----	3
53 part	General merchandise group stores -----	5	59 ex. 591	Other retail stores -----	2
531	Department stores -----	3	592	Liquor stores -----	-
533	Limited price variety stores -----	1	594	Book, stationery stores -----	-
539	Miscellaneous general merchandise stores -----	1	595	Sporting goods stores, bicycle shops -----	-
			597	Jewelry stores -----	2
			5992	Florists -----	-
54	Food stores -----	6	5996	Camera, photographic supply stores -----	-

MRC No. 17. Includes the planned center known as "Northeast Shopping Center" and establishments on E. Roosevelt Blvd. from Tremont to Penn R.R., and on Welsh Rd. from E. Roosevelt Blvd. to Donaldson. (Philadelphia city)

SIC code	Kind of business	Total	SIC code	Kind of business	Number of establishments
	Retail stores, total:				
	Number -----	29	55 ex. 554	Automotive dealers -----	1
	Sales ----- \$1,000-----	22 698	55 pt. (554)	Gasoline service stations -----	2
54, 58, 591	Convenience goods stores:		56	Apparel, accessory stores -----	6
	Number -----	9	561, 567	Men's, boys' apparel stores, custom tailors -----	2
	Sales ----- \$1,000-----	4 945	562-3, 568	Women's clothing, specialty stores -----	2
53 part, 56, 57	Shopping goods stores:		562	Women's ready-to-wear stores -----	1
	Number -----	13	565	Family clothing stores -----	-
	Sales ----- \$1,000-----	17 009	566	Shoe stores -----	2
52, 55, 59 ex. 591	All other stores:		564, 569	Other apparel, accessory stores -----	-
	Number -----	7	57	Furniture, home furnishings, equipment stores -----	4
	Sales ----- \$1,000-----	744	5712	Furniture stores -----	1
		Number of establishments	5713-15, 19	Other home furnishings stores -----	2
			572, 573	Household appliance, radio, television, music stores -----	1
	Retail stores, total -----	29	58	Eating, drinking places -----	4
52	Lumber, building materials, hardware, farm equipment dealers -----	1	5812	Eating places -----	4
5251	Hardware stores -----	-	5813	Drinking places (alcoholic beverages) -----	-
52 ex. 5251	Other -----	1	59 pt. (591)	Drug stores, proprietary stores -----	1
53 part	General merchandise group stores -----	3	59 ex. 591	Other retail stores -----	3
531	Department stores -----	1	592	Liquor stores -----	-
533	Limited price variety stores -----	2	594	Book, stationery stores -----	1
539	Miscellaneous general merchandise stores -----	-	595	Sporting goods stores, bicycle shops -----	-
			597	Jewelry stores -----	-
			5992	Florists -----	-
54	Food stores -----	4	5996	Camera, photographic supply stores -----	-

Standard Notes: - Represents zero. (D) Withheld to avoid disclosure. (NA) Not available.

TABLE 6. Other Major Retail Centers in the SMSA: 1963—Continued

MRC No. 18. Includes the planned center known as "Abington Shopping Center" on Old York Rd. from Keith Rd. to Jericho Rd. (Abington township, Montgomery Co., Pa.)

SIC code	Kind of business	Total	SIC code	Kind of business	Number of establishments
	Retail stores, total:				
	Number	19	55 ex. 554	Automotive Dealers	-
	Sales	21 673	55 pt. (554)	Gasoline service stations	3
54, 58, 591	Convenience goods stores:		56	Apparel, accessory stores	2
	Number	7	561, 567	Men's, boys' apparel stores, custom tailors	-
	Sales	(D)	562-3, 568	Women's clothing, specialty stores	-
53 part, 56, 57	Shopping goods stores:		562	Women's ready-to-wear stores	-
	Number	5	565	Family clothing stores	2
	Sales	(D)	566	Shoe stores	2
52, 55, 59 ex. 591	All other stores:		564, 569	Other apparel, accessory stores	-
	Number	7	57	Furniture, home furnishings, equipment stores	1
	Sales	1 475	5712	Furniture stores	-
		Number of establishments	5713-15, 19	Other home furnishings stores	-
	Retail stores, total	19	572, 573	Household appliance, radio, television, music stores	1
52	Lumber, building materials, hardware, farm equipment dealers	1	58	Eating, drinking places	1
5251	Hardware stores	-	5812	Eating places	-
52 ex. 5251	Other	1	5813	Drinking places (alcoholic beverages)	-
53 part	General merchandise group stores	2	59 pt. (591)	Drug stores, proprietary stores	2
531	Department stores	1	59 ex. 591	Other retail stores	3
533	Limited price variety stores	1	592	Liquor stores	1
539	Miscellaneous general merchandise stores	-	594	Book, stationery stores	-
54	Food stores	4	595	Sporting goods stores, bicycle shops	-
			597	Jewelry stores	-
			5992	Florists	-
			5996	Camera, photographic supply stores	-

MRC No. 19. Includes the planned center known as "Cheltenham Shopping Center" on the north side of Cheltenham Ave. from Ogontz Ave. to Washington Lane. (Cheltenham twp., Montgomery Co., Pa.)

SIC code	Kind of business	Total	SIC code	Kind of business	Number of establishments
	Retail stores, total:				
	Number	43	55 ex. 554	Automotive dealers	-
	Sales	24 347	55 pt. (554)	Gasoline service stations	-
54, 58, 591	Convenience goods stores:		56	Apparel, accessory stores	22
	Number	8	561, 567	Men's, boys' apparel stores, custom tailors	4
	Sales	2 610	562-3, 568	Women's clothing, specialty stores	9
53 part, 56, 57	Shopping goods stores:		562	Women's ready-to-wear stores	3
	Number	27	565	Family clothing stores	-
	Sales	20 756	566	Shoe stores	8
52, 55, 59 ex. 591	All other stores:		564, 569	Other apparel, accessory stores	1
	Number	8	57	Furniture, home furnishings, equipment stores	3
	Sales	981	5712	Furniture stores	1
		Number of establishments	5713-15, 19	Other home furnishings stores	1
	Retail stores, total	43	572, 573	Household appliance, radio, television, music stores	1
52	Lumber, building materials, hardware, farm equipment dealers	2	58	Eating, drinking places	2
5251	Hardware stores	-	5812	Eating places	2
52 ex. 5251	Other	2	5813	Drinking places (alcoholic beverages)	-
53 part	General merchandise group stores	2	59 pt. (591)	Drug stores, proprietary stores	1
531	Department stores	1	59 ex. 591	Other retail stores	6
533	Limited price variety stores	1	592	Liquor stores	-
539	Miscellaneous general merchandise stores	-	594	Book, stationery stores	-
54	Food stores	5	595	Sporting goods stores, bicycle shops	-
			597	Jewelry stores	2
			5992	Florists	-
			5996	Camera, photographic supply stores	-

Standard Notes: - Represents zero. (D) Withheld to avoid disclosure. (NA) Not available.

TABLE 6. Other Major Retail Centers in the SMSA: 1963—Continued

MRC No. 20. Includes the planned center known as "King of Prussia Plaza" and establishments at the intersection of U.S. Hwy. 202 (Swedesford Rd.) and State Hwy. 23 (Gulph Rd.) and on U.S. Hwy. 202 from Schuylkill Expressway to Crockett (Upper Merion twp., Montgomery Co., Pa.)

SIC code	Kind of business	Total	SIC code	Kind of business	Number of establishments
	Retail stores, total:				
	Number	30	55 ex. 554	Automotive Dealers	1
	Sales	23 064	55 pt. (554)	Gasoline service stations	2
54, 58, 591	Convenience goods stores:		56	Apparel, accessory stores	7
	Number	8	561, 567	Men's, boys' apparel stores, custom tailors	1
	Sales	4 811	562-3, 568	Women's clothing, specialty stores	2
53 part, 56, 57	Shopping goods stores:		562	Women's ready-to-wear stores	2
	Number	14	565	Family clothing stores	-
	Sales	17 070	566	Shoe stores	4
52, 55, 59 ex. 591	All other stores:		564, 569	Other apparel, accessory stores	-
	Number	8	57	Furniture, home furnishings, equipment stores	3
	Sales	1 183	5712	Furniture stores	1
		Number of establishments	5713-15, 19	Other home furnishings stores	1
			572, 573	Household appliance, radio, television, music stores	1
	Retail stores, total	30	58	Eating, drinking places	5
52	Lumber, building materials, hardware, farm equipment dealers	1	5812	Eating places	5
5251	Hardware stores	-	5813	Drinking places (alcoholic beverages)	-
52 ex. 5251	Other	1	59 pt. (591)	Drug stores, proprietary stores	1
53 part	General merchandise group stores	4	59 ex. 591	Other retail stores	4
531	Department stores	2	592	Liquor stores	-
533	Limited price variety stores	1	594	Book, stationery stores	1
539	Miscellaneous general merchandise stores	1	595	Sporting goods stores, bicycle shops	1
			597	Jewelry stores	1
54	Food stores	2	5992	Florists	-
			5996	Camera, photographic supply stores	-

MRC No. 21. Includes establishments on Main St. from Mill St. to 10th St., on Chester Pike from Main St. to Springfield Ave; and on Springfield Ave. at its intersection with Chester Pike (Darby borough, Delaware County)

SIC code	Kind of business	Total	SIC code	Kind of business	Number of establishments
	Retail stores, total:				
	Number	44	55 ex. 554	Automotive dealers	1
	Sales	10 385	55 pt. (554)	Gasoline service stations	-
54, 58, 591	Convenience goods stores:		56	Apparel, accessory stores	9
	Number	19	561, 567	Men's, boys' apparel stores, custom tailors	1
	Sales	6 101	562-3, 568	Women's clothing, specialty stores	4
53 part, 56, 57	Shopping goods stores:		562	Women's ready-to-wear stores	2
	Number	14	565	Family clothing stores	1
	Sales	2 595	566	Shoe stores	3
52, 55, 59 ex. 591	All other stores:		564, 569	Other apparel, accessory stores	-
	Number	11	57	Furniture, home furnishings, equipment stores	2
	Sales	1 689	5712	Furniture stores	1
		Number of establishments	5713-15, 19	Other home furnishings stores	1
			572, 573	Household appliance, radio, television, music stores	-
	Retail stores, total	44	58	Eating, drinking places	8
52	Lumber, building materials, hardware, farm equipment dealers	3	5812	Eating places	5
5251	Hardware stores	1	5813	Drinking places (alcoholic beverages)	3
52 ex. 5251	Other	2	59 pt. (591)	Drug stores, proprietary stores	4
53 part	General merchandise group stores	3	59 ex. 591	Other retail stores	7
531	Department stores	1	592	Liquor stores	1
533	Limited price variety stores	2	594	Book, stationery stores	1
539	Miscellaneous general merchandise stores	-	595	Sporting goods stores, bicycle shops	-
			597	Jewelry stores	1
54	Food stores	7	5992	Florists	1
			5996	Camera, photographic supply stores	-

Standard Notes: - Represents zero. (D) Withheld to avoid disclosure. (NA) Not available.

TABLE 6. Other Major Retail Centers in the SMSA: 1963—Continued

MRC No. 22. Includes the planned center known as "Lawrence Park Shopping Center" at the intersection of Sproul Rd. (U.S. Hwy. 320) and Lawrence Rd., extending along south side of Lawrence Rd. and east side of Sproul Rd. (Marple township, Delaware Co.)

SIC code	Kind of business	Total	SIC code	Kind of business	Number of establishments
	Retail stores, total:				
	Number -----	26	55 ex. 554	Automotive Dealers -----	-
	Sales ----- \$1,000	11 826	55 pt. (554)	Gasoline service stations -----	-
54, 58, 591	Convenience goods stores:		56	Apparel, accessory stores -----	7
	Number -----	7	561, 567	Men's, boys' apparel stores, custom tailors -----	-
	Sales ----- \$1,000	3 927	562-3, 568	Women's clothing, specialty stores -----	2
53 part, 56, 57	Shopping goods stores:		562	Women's ready-to-wear stores -----	2
	Number -----	11	565	Family clothing stores -----	-
	Sales ----- \$1,000	7 192	566	Shoe stores -----	4
52, 55, 59 ex. 591	All other stores:		564, 569	Other apparel, accessory stores -----	1
	Number -----	8	57	Furniture, home furnishings, equipment stores -----	1
	Sales ----- \$1,000	707	5712	Furniture stores -----	-
		Number of establishments	5713-15, 19	Other home furnishings stores -----	1
			572, 573	Household appliance, radio, television, music stores -----	-
	Retail stores, total -----	26	58	Eating, drinking places -----	1
52	Lumber, building materials, hardware, farm equipment dealers -----	2	5812	Eating places -----	1
5251	Hardware stores -----	1	5813	Drinking places (alcoholic beverages) -----	-
52 ex. 5251	Other -----	1	59 pt. (591)	Drug stores, proprietary stores -----	1
53 part	General merchandise group stores -----	3	59 ex. 591	Other retail stores -----	6
531	Department stores -----	1	592	Liquor stores -----	1
533	Limited price variety stores -----	2	594	Book, stationery stores -----	-
539	Miscellaneous general merchandise stores -----	-	595	Sporting goods stores, bicycle shops -----	-
			597	Jewelry stores -----	-
54	Food stores -----	5	5992	Florists -----	1
			5996	Camera, photographic supply stores -----	1

MRC No. 23. Includes the planned center known as "Springfield Shopping Center" and establishments on W. Sproul Rd. from N. Woodland Ave. to Martin's Lane and on S. State Rd. from Meetinghouse Rd. to Collins Dr. (Springfield twp., Delaware Co.)

SIC code	Kind of business	Total	SIC code	Kind of business	Number of establishments
	Retail stores, total:				
	Number -----	27	55 ex. 554	Automotive dealers -----	-
	Sales ----- \$1,000	24 220	55 pt. (554)	Gasoline service stations -----	4
54, 58, 591	Convenience goods stores:		56	Apparel, accessory stores -----	5
	Number -----	10	561, 567	Men's, boys' apparel stores, custom tailors -----	1
	Sales ----- \$1,000	6 128	562-3, 568	Women's clothing, specialty stores -----	1
53 part, 56, 57	Shopping goods stores:		562	Women's ready-to-wear stores -----	-
	Number -----	10	565	Family clothing stores -----	-
	Sales ----- \$1,000	(D)	566	Shoe stores -----	3
52, 55, 59 ex. 591	All other stores:		564, 569	Other apparel, accessory stores -----	-
	Number -----	7	57	Furniture, home furnishings, equipment stores -----	2
	Sales ----- \$1,000	(D)	5712	Furniture stores -----	1
		Number of establishments	5713-15, 19	Other home furnishings stores -----	1
			572, 573	Household appliance, radio, television, music stores -----	-
	Retail stores, total -----	27	58	Eating, drinking places -----	5
52	Lumber, building materials, hardware, farm equipment dealers -----	-	5812	Eating places -----	4
5251	Hardware stores -----	-	5813	Drinking places (alcoholic beverages) -----	1
52 ex. 5251	Other -----	-	59 pt. (591)	Drug stores, proprietary stores -----	1
53 part	General merchandise group stores -----	3	59 ex. 591	Other retail stores -----	3
531	Department stores -----	1	592	Liquor stores -----	-
533	Limited price variety stores -----	1	594	Book, stationery stores -----	-
539	Miscellaneous general merchandise stores -----	1	595	Sporting goods stores, bicycle shops -----	-
			597	Jewelry stores -----	-
54	Food stores -----	4	5992	Florists -----	-
			5996	Camera, photographic supply stores -----	-

Standard Notes: - Represents zero. (D) Withheld to avoid disclosure. (NA) Not available.

TABLE 6. Other Major Retail Centers in the SMSA: 1963—Continued

MRC No. 24. Includes the planned center and establishments along W. McDade Blvd. from W. Fairview Rd. to Jefferson Ave. (Ridley twp., Delaware Co., Pa.)

SIC code	Kind of business	Total	SIC code	Kind of business	Number of establishments
	Retail stores, total:				
	Number	19	55 ex. 554	Automotive Dealers	1
	Sales	8 247	55 pt. (554)	Gasoline service stations	3
54, 58, 591	Convenience goods stores:		56	Apparel, accessory stores	2
	Number	9	561, 567	Men's, boys' apparel stores, custom tailors	-
	Sales	6 340	562-3, 568	Women's clothing, specialty stores	1
53 part, 56, 57	Shopping goods stores:		562	Women's ready-to-wear stores	1
	Number	5	565	Family clothing stores	-
	Sales	1 016	566	Shoe stores	1
52, 55, 59 ex. 591	All other stores:		564, 569	Other apparel, accessory stores	-
	Number	5	57	Furniture, home furnishings, equipment stores	2
	Sales	891	5712	Furniture stores	-
		Number of establishments	5713-15, 19	Other home furnishings stores	2
			572, 573	Household appliance, radio, television, music stores	-
	Retail stores, total	19	58	Eating, drinking places	4
52	Lumber, building materials, hardware, farm equipment dealers	-	5812	Eating places	2
5251	Hardware stores	-	5813	Drinking places (alcoholic beverages)	2
52 ex. 5251	Other	-	59 pt. (591)	Drug stores, proprietary stores	2
53 part	General merchandise group stores	1	59 ex. 591	Other retail stores	1
531	Department stores	1	592	Liquor stores	1
533	Limited price variety stores	-	594	Book, stationery stores	-
539	Miscellaneous general merchandise stores	-	595	Sporting goods stores, bicycle shops	-
			597	Jewelry stores	-
			5992	Florists	-
54	Food stores	3	5996	Camera, photographic supply stores	-

MRC No. 25. Includes the planned center known as "Black Horse Pike Center" at the intersection of Black Horse Pike and Nicholson Rd. (Audubon borough, Camden County, New Jersey)

SIC code	Kind of business	Total	SIC code	Kind of business	Number of establishments
	Retail stores, total:				
	Number	34	55 ex. 554	Automotive dealers	1
	Sales	34 556	55 pt. (554)	Gasoline service stations	-
54, 58, 591	Convenience goods stores:		56	Apparel, accessory stores	11
	Number	7	561, 567	Men's, boys' apparel stores, custom tailors	2
	Sales	4 584	562-3, 568	Women's clothing, specialty stores	3
53 part, 56, 57	Shopping goods stores:		562	Women's ready-to-wear stores	2
	Number	20	565	Family clothing stores	-
	Sales	29 154	566	Shoe stores	5
52, 55, 59 ex. 591	All other stores:		564, 569	Other apparel, accessory stores	1
	Number	7	57	Furniture, home furnishings, equipment stores	3
	Sales	818	5712	Furniture stores	1
		Number of establishments	5713-15, 19	Other home furnishings stores	1
			572, 573	Household appliance, radio, television, music stores	1
	Retail stores, total	34	58	Eating, drinking places	1
52	Lumber, building materials, hardware, farm equipment dealers	3	5812	Eating places	1
5251	Hardware stores	-	5813	Drinking places (alcoholic beverages)	-
52 ex. 5251	Other	-	59 pt. (591)	Drug stores, proprietary stores	1
53 part	General merchandise group stores	6	59 ex. 591	Other retail stores	3
531	Department stores	2	592	Liquor stores	-
533	Limited price variety stores	2	594	Book, stationery stores	-
539	Miscellaneous general merchandise stores	2	595	Sporting goods stores, bicycle shops	1
			597	Jewelry stores	-
			5992	Florists	-
54	Food stores	5	5996	Camera, photographic supply stores	-

Standard Notes: - Represents zero. (D) Withheld to avoid disclosure. (NA) Not available.

TABLE 6. Other Major Retail Centers in the SMSA: 1963—Continued

MRC No. 26. Includes the planned center known as "Cherry Hill Mall" at the intersection of Haddonfield Rd. and State Hwy. 38. (Camden County, New Jersey)

SIC code	Kind of business	Total	SIC code	Kind of business	Number of establishments
	Retail stores, total:				
	Number -----	89	55 ex. 554	Automotive Dealers -----	1
	Sales ----- \$1,000--	45 387	55 pt. (554)	Gasoline service stations -----	2
54, 58, 591	Convenience goods stores:		56	Apparel, accessory stores -----	37
	Number -----	10	561, 567	Men's, boys' apparel stores, custom tailors -----	7
	Sales ----- \$1,000--	3 744	562-3, 568	Women's clothing, specialty stores -----	18
53 part, 56, 57	Shopping goods stores:		562	Women's ready-to-wear stores -----	12
	Number -----	54	565	Family clothing stores -----	-
	Sales ----- \$1,000--	38 217	566	Shoe stores -----	11
52, 55, 59 ex. 591	All other stores:		564, 569	Other apparel, accessory stores -----	1
	Number -----	25	57	Furniture, home furnishings, equipment stores -----	8
	Sales ----- \$1,000--	3 426	5712	Furniture stores -----	2
		Number of establishments	5713-15, 19	Other home furnishings stores -----	2
			572, 573	Household appliance, radio, television, music stores -----	4
	Retail stores, total -----	89	58	Eating, drinking places -----	2
52	Lumber, building materials, hardware, farm equipment dealers -----	2	5812	Eating places -----	2
5251	Hardware stores -----	-	5813	Drinking places (alcoholic beverages) -----	-
52 ex. 5251	Other -----	2	59 pt. (591)	Drug stores, proprietary stores -----	1
53 part	General merchandise group stores -----	9	59 ex. 591	Other retail stores -----	20
531	Department stores -----	2	592	Liquor stores -----	2
533	Limited price variety stores -----	4	594	Book, stationery stores -----	3
539	Miscellaneous general merchandise stores -----	3	595	Sporting goods stores, bicycle shops -----	-
		7	597	Jewelry stores -----	4
54	Food stores -----	7	5992	Florists -----	1
			5996	Camera, photographic supply stores -----	2

Standard Notes: - Represents zero. (D) Withheld to avoid disclosure. (NA) Not available.

Phoenix, Ariz., SMSA

CONTENTS

[Page numbers listed here omit the chapter prefix, 78-, which appears as part of number for each page]

	page
Standard Metropolitan Statistical Area Map	1
Chart on Retail Sales: 1963 and 1958	3
TABLE 1 The Central Business District: 1963 and 1958	4
2 The City: 1963 and 1958	5
3 The Standard Metropolitan Statistical Area: 1963 and 1958	6
4 CBD, City, SMSA—Sales Comparisons: 1958 and 1963	7
5 CBD Sales as Percent of City and SMSA Sales: 1963 and 1958	8
6 Other Major Retail Centers in the SMSA: 1963	9

THE HISTORY OF THE UNITED STATES

The history of the United States is a story of growth and change. From the first European settlers to the present day, the nation has expanded its territory and diversified its population. The early years were marked by struggle and hardship, but the spirit of independence and democracy prevailed. The American Revolution was a turning point, leading to the formation of a new government based on the principles of liberty and justice for all. The years following the Revolution were a period of rapid growth and development, as the nation expanded westward and its economy flourished. The American Civil War was a defining moment in the nation's history, leading to the abolition of slavery and the strengthening of the federal government. The Reconstruction era was a period of challenge and progress, as the nation sought to rebuild and reunite. The American West was a land of opportunity and adventure, shaping the nation's identity and expanding its horizons. The American Civil War was a defining moment in the nation's history, leading to the abolition of slavery and the strengthening of the federal government. The Reconstruction era was a period of challenge and progress, as the nation sought to rebuild and reunite. The American West was a land of opportunity and adventure, shaping the nation's identity and expanding its horizons.


The American Civil War was a defining moment in the nation's history, leading to the abolition of slavery and the strengthening of the federal government. The Reconstruction era was a period of challenge and progress, as the nation sought to rebuild and reunite. The American West was a land of opportunity and adventure, shaping the nation's identity and expanding its horizons. The American Civil War was a defining moment in the nation's history, leading to the abolition of slavery and the strengthening of the federal government. The Reconstruction era was a period of challenge and progress, as the nation sought to rebuild and reunite. The American West was a land of opportunity and adventure, shaping the nation's identity and expanding its horizons.

PHOENIX, ARIZ.

Standard Metropolitan Statistical Area, Central Business District, and Major Retail Centers

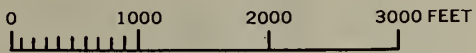
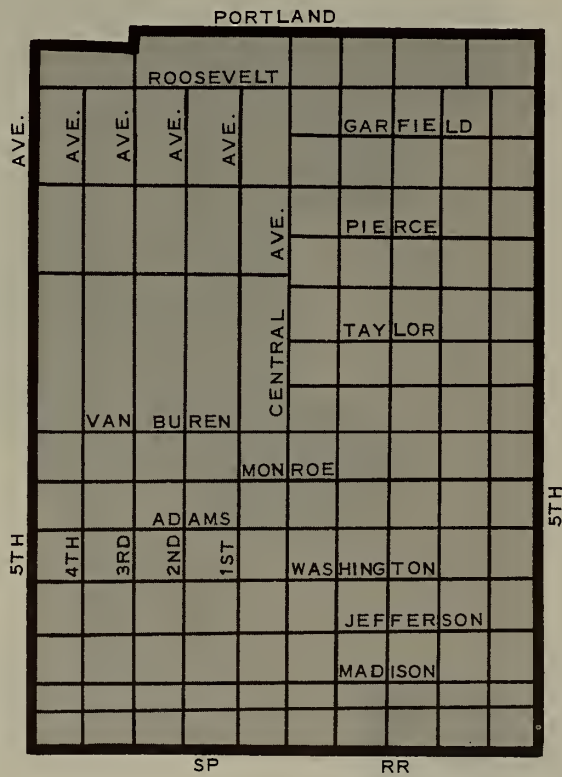


STANDARD METROPOLITAN
STATISTICAL AREA
& CENTRAL CITY



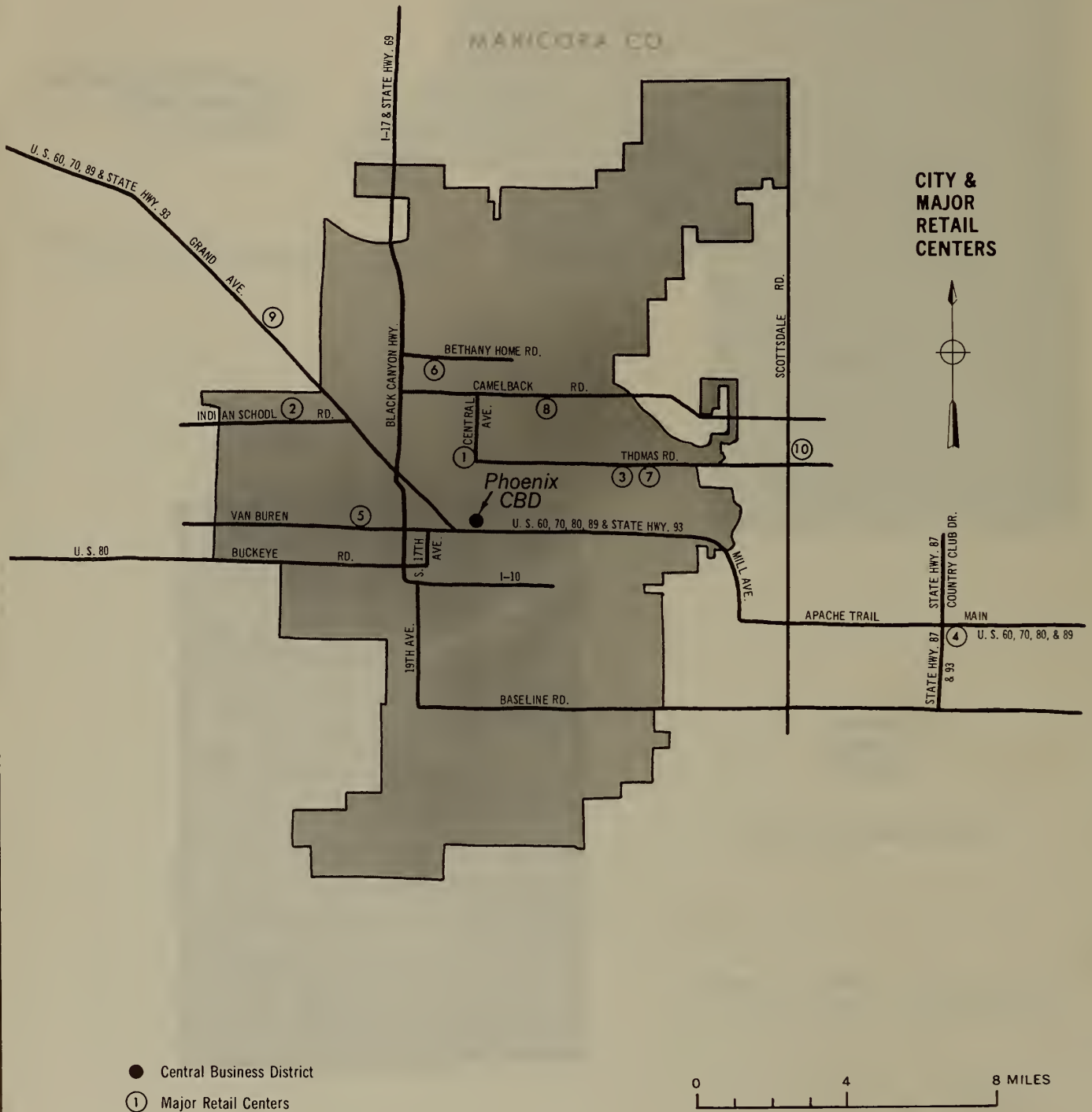
**CENTRAL
BUSINESS
DISTRICT**

Comprising Census Tract PH-85




PHOENIX, ARIZ.

Standard Metropolitan Statistical Area, Central Business District, and Major Retail Centers




Phoenix SMSA


Retail Sales: 1958 and 1963 IN MILLIONS OF DOLLARS



Phoenix



Percent Change in Sales, 1958-1963 by Types of Stores



1963 CENSUS OF BUSINESS, U.S. Department of Commerce, Bureau of the Census

TABLE 1. The Central Business District: 1963 and 1958

SIC code	Kind of business	1963				1958 ¹		
		Estab- lish- ments (number)	Sales (\$1,000)	Payroll, entire year (\$1,000)	Paid employees, workweek ended nearest Nov. 15 (number)	Estab- lish- ments (number)	Sales (\$1,000)	Payroll, entire year (\$1,000)
	RETAIL STORES							
	Total ² -----	347	85 516	12 604	3 377	410	132 936	18 302
52	Lumber, building materials, hardware, farm equip- ment dealers -----	5	490	115	30	3	(D)	(D)
5251	Hardware stores -----	1	(D)	(D)	(D)	1	(D)	(D)
52 ex. 5251	Other -----	4	(D)	(D)	(D)	2	(D)	(D)
53 part ³	General merchandise group stores ² -----	8	15 079	2 515	869	11	34 908	4 893
531	Department stores -----	2	(D)	(D)	(D)	4	29 776	3 999
533	Limited price variety stores -----	3	3 078	614	250	3	4 396	789
539	Miscellaneous general merchandise stores -----	3	(D)	(D)	(D)	4	736	105
54	Food stores -----	13	1 209	99	24	15	1 365	128
55 ex. 554	Automotive dealers -----	14	34 398	3 416	493	25	43 825	4 069
55 pt. (554)	Gasoline service stations -----	13	1 616	240	65	19	(D)	(D)
56	Apparel, accessory stores -----	45	7 576	1 406	376	74	15 910	2 568
561, 567	Men's, boys' apparel stores, custom tailors -----	14	(D)	(D)	(D)	16	2 245	312
562-3, 568	Women's clothing, specialty stores -----	10	2 519	478	150	27	6 072	888
562	Women's ready-to-wear stores ³ -----	7	2 448	467	147	23	5 965	874
565	Family clothing stores ³ -----	8	2 180	554	131	8	(D)	(D)
566	Shoe stores -----	12	1 411	201	50	20	2 942	392
564, 569	Other apparel, accessory stores -----	1	(D)	(D)	(D)	1	(D)	(D)
57	Furniture, home furnishings, equipment stores -----	13	3 084	466	126	30	11 508	1 947
5712	Furniture stores -----	3	2 097	270	89	12	8 899	1 482
5713-15, 19	Other home furnishings stores -----	2	(D)	(D)	(D)	3	576	121
572, 573	Household appliance, radio, television, music stores -----	8	(D)	(D)	(D)	15	2 033	344
58	Eating, drinking places -----	117	8 929	2 501	960	110	8 371	2 241
5812	Eating places -----	83	7 477	2 216	832	80	6 947	1 997
5813	Drinking places (alcoholic beverages) -----	34	1 452	285	128	30	1 424	244
59 pt. (591)	Drug stores, proprietary stores -----	11	3 331	405	100	12	4 792	580
59 ex. 591	Other retail stores ⁴ -----	108	9 804	1 441	334	111	8 302	1 395
592	Liquor stores -----	5	474	35	13	7	409	31
594	Book, stationery stores -----	8	1 038	232	39	6	1 582	361
595	Sporting goods stores, bicycle shops -----	2	(D)	(D)	(D)	4	169	23
597	Jewelry stores -----	31	2 823	436	122	28	2 464	429
5992	Florists -----	4	702	71	19	4	308	62
5996	Camera, photographic supply stores -----	2	(D)	(D)	(D)	2	(D)	(D)
	SELECTED SERVICES							
7011	Hotels, motels -----	31	4 957	1 722	622	35	5 263	1 907
783	Motion picture theaters -----	6	1 056	227	103	5	1 410	295

Standard Notes: - Represents zero. (D) Withheld to avoid disclosure. (NA) Not available.

¹1958 group totals for SIC 53 and 56 may include data for "nonemployer" establishments which could not be classified and tabulated by detailed kinds of business.

²Excludes nonstore retailers (i.e., mail order, direct selling, merchandise vending machine operators) part of SIC 53.

³1958 data limited to "employer" establishments.

⁴Includes data for those kinds of business in SIC 59 (ex. 591) not covered in any of the lines below.

TABLE 2. The City: 1963 and 1958

SIC code	Kind of business	1963				1958 ¹		
		Estab- lish- ments (number)	Sales (\$1,000)	Payroll, entire year (\$1,000)	Paid employees, workweek ended nearest Nov. 15 (number)	Estab- lish- ments (number)	Sales (\$1,000)	Payroll, entire year (\$1,000)
	RETAIL STORES							
	Total ² -----	4 121	792 294	96 772	29 091	3 165	479 618	55 000
52	Lumber, building materials, hardware, farm equip- ment dealers -----	154	28 117	4 024	811	118	29 586	3 161
5251	Hardware stores -----	33	3 208	365	106	34	2 901	297
52 ex. 5251	Other -----	121	24 909	3 659	705	84	26 685	2 864
53 part ³	General merchandise group stores ² -----	135	137 683	19 730	7 186	90	52 354	7 050
531	Department stores -----	15	89 778	13 992	5 154	5	(D)	(D)
533	Limited price variety stores -----	49	12 694	2 185	890	28	9 017	1 435
539	Miscellaneous general merchandise stores -----	71	35 211	3 553	1 142	41	(D)	(D)
54	Food stores -----	555	169 816	12 779	3 814	420	88 897	5 942
55 ex. 554	Automotive dealers -----	273	158 208	15 249	2 580	220	105 850	9 366
55 pt. (554)	Gasoline service stations -----	629	63 177	6 602	2 156	460	34 811	3 107
56	Apparel, accessory stores -----	235	31 829	4 424	1 428	222	31 902	4 788
561, 567	Men's, boys' apparel stores, custom tailors -----	42	3 665	478	103	38	3 883	433
562-3, 568	Women's clothing, specialty stores -----	85	13 333	1 783	686	97	15 347	2 432
562	Women's ready-to-wear stores ³ -----	66	10 661	1 408	505	70	13 818	2 259
565	Family clothing stores ³ -----	29	6 130	1 044	298	17	5 801	1 105
566	Shoe stores -----	67	(D)	(D)	(D)	46	5 701	732
564, 569	Other apparel, accessory stores -----	12	(D)	(D)	(D)	14	988	86
57	Furniture, home furnishings, equipment stores -----	267	44 055	5 741	1 312	259	36 619	5 116
5712	Furniture stores -----	97	21 728	2 733	641	98	21 420	2 986
5713-15, 19	Other home furnishings stores -----	54	6 382	992	219	57	5 772	756
572, 573	Household appliance, radio, television, music stores -----	116	15 945	2 016	452	104	9 427	1 374
58	Eating, drinking places -----	1 002	67 110	16 763	6 750	787	41 701	9 368
5812	Eating places -----	709	54 197	14 494	5 884	577	32 921	8 224
5813	Drinking places (alcoholic beverages) -----	293	12 913	2 269	866	210	8 780	1 144
59 pt. (591)	Drug stores, proprietary stores -----	140	36 585	4 978	1 431	98	22 346	3 125
59 ex. 591	Other retail stores ⁴ -----	731	55 714	6 482	1 623	491	35 552	3 977
592	Liquor stores -----	127	10 232	772	236	81	9 158	562
594	Book, stationery stores -----	23	2 037	355	78	21	2 486	502
595	Sporting goods stores, bicycle shops -----	53	2 828	338	82	34	1 209	96
597	Jewelry stores -----	75	5 283	793	218	51	3 234	501
5992	Florists -----	40	2 335	432	135	32	1 830	390
5996	Camera, photographic supply stores -----	21	2 428	314	68	10	1 681	183
	SELECTED SERVICES							
7011	Hotels, motels -----	201	17 611	4 582	1 943	220	14 117	4 029
783	Motion picture theaters -----	19	3 460	714	304	18	(D)	(D)

Standard Notes: - Represents zero. (D) Withheld to avoid disclosure. (NA) Not available.

¹1958 group totals for SIC 53 and 56 may include data for "nonemployer" establishments which could not be classified and tabulated by detailed kinds of business.

²Excludes nonstore retailers (i.e., mail order, direct selling, merchandise vending machine operators) part of SIC 53.

³1958 data limited to "employer" establishments.

⁴Includes data for those kinds of business in SIC 59 (ex. 591) not covered in any of the lines below.

TABLE 3. The Standard Metropolitan Statistical Area: 1963 and 1958

SIC code	Kind of business	1963				1958 ¹		
		Estab- lish- ments	Sales	Payroll, entire year	Paid employees, workweek ended nearest Nov. 15	Estab- lish- ments	Sales	Payroll, entire year
		(number)	(\$1,000)	(\$1,000)	(number)	(number)	(\$1,000)	(\$1,000)
	RETAIL STORES							
	Total ² -----	6 151	1 116 359	133 504	40 224	5 155	721 037	78 709
52	Lumber, building materials, hardware, farm equip- ment dealers -----	244	57 795	7 307	1 483	236	53 152	5 802
5251	Hardware stores -----	59	5 617	656	190	62	5 545	576
52 ex. 5251	Other -----	185	52 178	6 651	1 293	174	47 607	5 226
53 part ³	General merchandise group stores ² -----	200	157 070	22 182	8 255	174	64 059	8 344
531	Department stores -----	19	98 019	14 944	5 689	7	39 291	5 242
533	Limited price variety stores -----	75	17 955	2 981	1 219	60	(D)	(D)
539	Miscellaneous general merchandise stores -----	106	41 096	4 257	1 347	79	(D)	(D)
54	Food stores -----	838	240 813	18 449	5 601	719	164 205	10 554
55 ex. 554	Automotive dealers -----	392	245 238	23 533	4 039	343	150 991	13 486
55 pt. (554)	Gasoline service stations -----	974	96 082	9 792	3 183	754	55 504	4 891
56	Apparel, accessory stores -----	386	44 819	5 985	1 885	336	40 806	5 823
561, 567	Men's, boys' apparel stores, custom tailors -----	64	5 817	746	169	51	(D)	(D)
562-3, 568	Women's clothing, specialty stores -----	152	18 614	2 416	879	139	18 704	2 871
562	Women's ready-to-wear stores ³ -----	118	14 813	1 905	651	107	16 944	2 685
565	Family clothing stores ³ -----	57	9 005	1 350	383	41	8 402	1 429
566	Shoe stores -----	89	(D)	(D)	(D)	64	6 967	863
564, 569	Other apparel, accessory stores -----	24	(D)	(D)	(D)	21	(D)	(D)
57	Furniture, home furnishings, equipment stores -----	379	53 060	6 990	1 638	369	46 382	6 480
5712	Furniture stores -----	146	25 554	3 164	734	139	25 387	3 470
5713-15, 19	Other home furnishings stores -----	76	9 071	1 426	355	73	7 524	1 060
572, 573	Household appliance, radio, television, music stores -----	157	18 435	2 400	549	157	13 471	1 950
58	Eating, drinking places -----	1 446	95 275	23 553	9 780	1 271	61 020	13 159
5812	Eating places -----	1 046	77 814	20 615	8 600	943	47 702	11 458
5813	Drinking places (alcoholic beverages) -----	400	17 461	2 938	1 180	328	13 318	1 701
59 pt. (591)	Drug stores, proprietary stores -----	202	49 482	6 850	2 025	171	32 444	4 558
59 ex. 591	Other retail stores ⁴ -----	1 090	76 725	8 863	2 335	782	52 474	5 612
592	Liquor stores -----	166	13 584	1 033	321	110	12 374	748
594	Book, stationery stores -----	32	3 094	537	121	36	3 084	604
595	Sporting goods stores, bicycle shops -----	87	4 105	498	122	55	2 097	156
597	Jewelry stores -----	117	7 270	1 053	307	90	4 567	670
5992	Florists -----	59	2 984	536	171	47	2 590	505
5996	Camera, photographic supply stores -----	27	2 743	342	77	17	2 058	207
	SELECTED SERVICES							
7011	Hotels, motels -----	367	29 904	7 995	3 437	420	22 374	6 317
783	Motion picture theaters -----	34	5 355	(D)	(D)	37	4 563	(D)

Standard Notes: - Represents zero. (D) Withheld to avoid disclosure. (NA) Not available.

¹1958 group totals for SIC 53 and 56 may include data for "nonemployer" establishments which could not be classified and tabulated by detailed kinds of business.

²Excludes nonstore retailers (i.e., mail order, direct selling, merchandise vending machine operators) part of SIC 53.

³1958 data limited to "employer" establishments.

⁴Includes data for those kinds of business in SIC 59 (ex. 591) not covered in any of the lines below.

TABLE 4. CBD, City, SMSA—Sales Comparisons: 1958 and 1963

SIC code	Kind of business	Percent change in sales			Percent distribution of sales					
		Central business district	City	Standard metropolitan statistical area	Central business district		City		Standard metropolitan statistical area	
					1963	1958	1963	1958	1963	1958
RETAIL STORES										
	Total ² -----	-35.7	65.2	54.8	100.0	100.0	100.0	100.0	100.0	100.0
52	Lumber, building materials, hardware, farm equipment dealers -----	(D)	-5.0	8.7	0.6	(D)	3.5	6.2	5.2	7.4
5251	Hardware stores -----	(D)	10.6	1.3	(D)	(D)	0.4	0.6	0.5	0.8
52 ex. 5251	Other -----	(D)	-6.7	9.6	(D)	(D)	3.1	5.6	4.7	6.6
53 part ²	General merchandise group stores ^{1,2} -----	-56.8	163.0	145.2	17.6	26.3	17.4	10.9	14.1	8.9
531	Department stores -----	(D)	(D)	149.5	(D)	22.4	11.3	(D)	8.8	5.4
533	Limited price variety stores -----	-30.0	40.8	(D)	3.6	3.3	1.6	1.9	1.6	(D)
539	Miscellaneous general merchandise stores -----	(D)	(D)	(D)	(D)	0.6	4.4	(D)	3.7	(D)
54	Food stores -----	-11.4	91.0	46.7	1.4	1.0	21.4	18.5	21.6	22.8
55 ex. 554	Automotive dealers -----	-21.5	49.5	62.4	40.2	33.0	20.0	22.1	22.0	20.9
55 pt. (554)	Gasoline service stations -----	(D)	81.5	73.1	1.9	(D)	8.0	7.3	8.6	7.7
56	Apparel, accessory stores ¹ -----	-52.4	-0.2	9.8	8.9	12.0	4.0	6.7	4.0	5.7
561, 567	Men's, boys' apparel stores, custom tailors -----	(D)	-5.6	(D)	(D)	1.7	0.5	0.8	0.5	(D)
562-3, 568	Women's clothing, specialty stores -----	-58.5	-13.1	-0.5	2.9	4.6	1.7	3.2	1.7	2.6
562	Women's ready-to-wear stores ³ -----	-59.0	-22.8	-12.6	2.9	4.5	1.3	2.9	1.3	2.3
565	Family clothing stores ³ -----	(D)	5.7	7.2	2.6	(D)	0.8	1.2	0.8	1.2
566	Shoe stores -----	-52.0	(D)	(D)	1.6	2.2	(D)	1.2	(D)	1.0
564, 569	Other apparel, accessory stores -----	(D)	(D)	(D)	(D)	(D)	(D)	0.2	(D)	(D)
57	Furniture, home furnishings, equipment stores -----	-73.2	20.3	14.4	3.6	8.7	5.6	7.6	4.6	6.4
5712	Furniture stores -----	-76.4	1.4	0.7	2.5	6.7	2.7	4.5	2.3	3.5
5713-15, 19	Other home furnishings stores -----	(D)	10.6	20.6	(D)	0.4	0.8	1.2	0.8	1.0
572, 573	Household appliance, radio, television, music stores -----	(D)	69.1	36.8	(D)	1.5	2.0	2.0	1.7	1.9
58	Eating, drinking places -----	6.7	61.0	56.1	10.4	6.3	8.5	8.7	8.5	8.5
5812	Eating places -----	7.6	64.6	63.1	8.7	5.2	6.8	6.9	7.0	6.6
5813	Drinking places (alcoholic beverages) -----	2.0	47.1	31.1	1.7	1.1	1.6	1.8	1.6	1.9
59 pt. (591)	Drug stores, proprietary stores -----	-30.5	63.7	52.5	3.9	3.6	4.6	4.7	4.4	4.5
59 ex. 591	Other retail stores ⁴ -----	17.6	56.7	46.2	11.4	6.2	7.0	7.4	6.9	7.2
592	Liquor stores -----	15.9	11.7	9.8	0.6	0.3	1.3	1.9	1.2	1.7
594	Book, stationery stores -----	-34.4	-18.1	0.3	1.2	1.2	0.3	0.5	0.3	0.4
595	Sporting goods stores, bicycle shops -----	(D)	134.0	95.8	(D)	0.1	0.4	0.3	0.4	0.3
597	Jewelry stores -----	14.6	63.4	59.2	3.3	1.9	0.7	0.7	0.7	0.6
5992	Florists -----	127.9	27.6	15.2	0.8	0.2	0.3	0.4	0.3	0.4
5996	Camera, photographic supply stores -----	(D)	44.4	33.3	(D)	(D)	0.3	0.4	0.2	0.3
SELECTED SERVICES										
7011	Hotels, motels -----	-5.8	24.8	33.7	(x)	(x)	(x)	(x)	(x)	(x)
783	Motion picture theaters -----	-25.1	(D)	17.4	(x)	(x)	(x)	(x)	(x)	(x)

Standard Notes: - Represents zero. (D) Withheld to avoid disclosure. (NA) Not available. (X) Not applicable. (-) Minus sign before number denotes decrease.
¹1958 group totals for SIC 53 and 56 may include data for "nonemployer" establishments which could not be classified and tabulated by detailed kinds of business.
²Excludes nonstore retailers (i.e., mail order, direct selling, merchandise vending machine operators) part of SIC 53.
³1958 data limited to "employer" establishments.
⁴Includes data for those kinds of business in SIC 59 (ex. 591) not covered in any of the lines below.

TABLE 5. CBD Sales as Percent of City and SMSA Sales: 1963 and 1958

SIC code	Kind of business	Central business district sales as—			
		Percent of city sales		Percent of standard metropolitan statistical area sales	
		1963	1958	1963	1958
	RETAIL STORES				
	Total ² -----	10.8	27.7	7.7	18.4
52	Lumber, building materials, hardware, farm equipment dealers -----	1.7	(D)	0.8	(D)
5251	Hardware stores -----	(D)	(D)	(D)	(D)
52 ex. 5251	Other -----	(D)	(D)	(D)	(D)
53 part ²	General merchandise group stores ^{1,2} -----	11.0	66.7	9.6	54.5
531	Department stores -----	(D)	(D)	(D)	75.8
533	Limited price variety stores -----	24.2	48.8	17.1	(D)
539	Miscellaneous general merchandise stores -----	(D)	(D)	(D)	(D)
54	Food stores -----	0.7	1.5	0.5	0.8
55 ex. 554	Automotive dealers -----	21.7	41.4	14.0	29.0
55 pt. (554)	Gasoline service stations -----	2.6	(D)	1.7	(D)
56	Apparel, accessory stores ¹ -----	23.8	49.9	16.9	39.0
561, 567	Men's, boys' apparel stores, custom tailors -----	(D)	57.8	(D)	(D)
562-3, 568	Women's clothing, specialty stores -----	18.9	39.6	13.5	32.5
562	Women's ready-to-wear stores ³ -----	23.0	43.2	16.5	35.2
565	Family clothing stores ³ -----	35.6	(D)	24.2	(D)
566	Shoe stores -----	(D)	51.6	(D)	42.2
564, 569	Other apparel, accessory stores -----	(D)	(D)	(D)	(D)
57	Furniture, home furnishings, equipment stores -----	7.0	31.4	5.8	24.8
5712	Furniture stores -----	9.7	41.5	8.2	35.1
5713-15, 19	Other home furnishings stores -----	(D)	10.0	(D)	7.7
572, 573	Household appliance, radio, television, music stores -----	(D)	21.6	(D)	15.1
58	Eating, drinking places -----	13.3	20.1	9.4	13.7
5812	Eating places -----	13.8	21.1	9.6	14.6
5813	Drinking places (alcoholic beverages) -----	11.2	16.2	8.3	10.7
59 pt. (591)	Drug stores, proprietary stores -----	9.1	21.4	6.7	14.8
59 ex. 591	Other retail stores ⁴ -----	17.6	23.4	12.8	15.8
592	Liquor stores -----	4.6	4.5	3.5	3.3
594	Book, stationery stores -----	51.0	63.6	33.5	51.3
595	Sporting goods stores, bicycle shops -----	(D)	14.0	(D)	8.1
597	Jewelry stores -----	53.4	76.2	38.8	54.0
5992	Florists -----	30.1	16.8	23.5	11.9
5996	Camera, photographic supply stores -----	(D)	(D)	(D)	(D)
	SELECTED SERVICES				
7011	Hotels, motels -----	28.1	37.2	16.6	123.5
783	Motion picture theaters -----	30.5	(D)	19.7	30.9

Standard Notes: — Represents zero. (D) Withheld to avoid disclosure. (NA) Not available.

¹1958 group totals for SIC 53 and 56 may include data for "nonemployer" establishments which could not be classified and tabulated by detailed kinds of business.

²Excludes nonstore retailers (i.e., mail order, direct selling, merchandise vending machine operators) part of SIC 53.

³1958 data limited to "employer" establishments.

⁴Includes data for those kinds of business in SIC 59 (ex. 591) not covered in any of the lines below.

TABLE 6. Other Major Retail Centers in the SMSA: 1963

MRC No. 1. Includes the planned center known as "Park Central" and establishments along N. Central Ave. from W. Catalina Dr. to W. Osborn Rd., and along W. Osborn Rd. from N. Central Ave. to N. Third Ave.

SIC code	Kind of business	Total	SIC code	Kind of business	Number of establishments
	Retail stores, total:				
	Number -----	57	55 ex. 554	Automotive Dealers -----	2
	Sales ----- \$1,000 --	33 964	55 pt. (554)	Gasoline service stations -----	1
54, 58, 591	Convenience goods stores:		56	Apparel, accessory stores -----	19
	Number -----	8	561, 567	Men's, boys' apparel stores, custom tailors -----	3
	Sales ----- \$1,000 --	4 913	562-3, 568	Women's clothing, specialty stores -----	7
53 part, 56, 57	Shopping goods stores:		562	Women's ready-to-wear stores -----	6
	Number -----	27	565	Family clothing stores -----	1
	Sales ----- \$1,000 --	25 886	566	Shoe stores -----	7
52, 55, 59 ex. 591	All other stores:		564, 569	Other apparel, accessory stores -----	1
	Number -----	22	57	Furniture, home furnishings, equipment stores -----	4
	Sales ----- \$1,000 --	3 165	5712	Furniture stores -----	1
		Number of establishments	5713-15, 19	Other home furnishings stores -----	-
			572, 573	Household appliance, radio, television, music stores -----	3
	Retail stores, total -----	57	58	Eating, drinking places -----	5
52	Lumber, building materials, hardware, farm equipment dealers -----	2	5812	Eating places -----	5
5251	Hardware stores -----	1	5813	Drinking places (alcoholic beverages) -----	-
52 ex. 5251	Other -----	1	59 pt. (591)	Drug stores, proprietary stores -----	2
53 part	General merchandise group stores -----	4	59 ex. 591	Other retail stores -----	17
531	Department stores -----	2	592	Liquor stores -----	2
533	Limited price variety stores -----	1	594	Book, stationery stores -----	2
539	Miscellaneous general merchandise stores -----	1	595	Sporting goods stores, bicycle shops -----	1
			597	Jewelry stores -----	3
54	Food stores -----	1	5992	Florists -----	-
			5996	Camera, photographic supply stores -----	1

MRC No. 2. Includes the planned centers known as "Maryvale Shopping City" and "Maryvale Terrace" and establishments along W. Indian School Rd. from N. 49th Dr. to Maryvale Pkwy. and along N. 51st Ave. from W. Indian School Rd. to W. MacKenzie Dr.

SIC code	Kind of business	Total	SIC code	Kind of business	Number of establishments
	Retail stores, total:				
	Number -----	38	55 ex. 554	Automotive dealers -----	3
	Sales ----- \$1,000 --	12 896	55 pt. (554)	Gasoline service stations -----	2
54, 58, 591	Convenience goods stores:		56	Apparel, accessory stores -----	6
	Number -----	11	561, 567	Men's, boys' apparel stores, custom tailors -----	-
	Sales ----- \$1,000 --	4 987	562-3, 568	Women's clothing, specialty stores -----	1
53 part, 56, 57	Shopping goods stores:		562	Women's ready-to-wear stores -----	-
	Number -----	15	565	Family clothing stores -----	2
	Sales ----- \$1,000 --	6 106	566	Shoe stores -----	3
52, 55, 59 ex. 591	All other stores:		564, 569	Other apparel, accessory stores -----	-
	Number -----	12	57	Furniture, home furnishings, equipment stores -----	2
	Sales ----- \$1,000 --	1 803	5712	Furniture stores -----	1
		Number of establishments	5713-15, 19	Other home furnishings stores -----	-
			572, 573	Household appliance, radio, television, music stores -----	1
	Retail stores, total -----	38	58	Eating, drinking places -----	6
52	Lumber, building materials, hardware, farm equipment dealers -----	1	5812	Eating places -----	5
5251	Hardware stores -----	1	5813	Drinking places (alcoholic beverages) -----	1
52 ex. 5251	Other -----	-	59 pt. (591)	Drug stores, proprietary stores -----	2
53 part	General merchandise group stores -----	7	59 ex. 591	Other retail stores -----	6
531	Department stores -----	1	592	Liquor stores -----	1
533	Limited price variety stores -----	2	594	Book, stationery stores -----	1
539	Miscellaneous general merchandise stores -----	4	595	Sporting goods stores, bicycle shops -----	-
			597	Jewelry stores -----	2
54	Food stores -----	3	5992	Florists -----	-
			5996	Camera, photographic supply stores -----	1

Standard Notes: - Represents zero. (D) Withheld to avoid disclosure. (NA) Not available.

TABLE 6. Other Major Retail Centers in the SMSA: 1963—Continued

MRC No. 3. Includes the planned center known as "Tower Plaza" and establishments along E. Thomas Rd. from N. 36th to N. 40th.

SIC code	Kind of business	Total	SIC code	Kind of business	Number of establishments
	Retail stores, total:				
	Number -----	27	55 ex. 554	Automotive Dealers -----	2
	Sales ----- \$1,000	12 930	55 pt. (554)	Gasoline service stations -----	3
54, 58, 591	Convenience goods stores:		56	Apparel, accessory stores -----	5
	Number -----	7	561, 567	Men's, boys' apparel stores, custom tailors -----	-
	Sales ----- \$1,000	5 329	562-3, 568	Women's clothing, specialty stores -----	2
53 part, 56, 57	Shopping goods stores:		562	Women's ready-to-wear stores -----	2
	Number -----	12	565	Family clothing stores -----	-
	Sales ----- \$1,000	6 557	566	Shoe stores -----	3
52, 55, 59 ex. 591	All other stores:		564, 569	Other apparel, accessory stores -----	-
	Number -----	8	57	Furniture, home furnishings, equipment stores -----	2
	Sales ----- \$1,000	1 044	5712	Furniture stores -----	1
		Number of establishments	5713-15, 19	Other home furnishings stores -----	-
			572, 573	Household appliance, radio, television, music stores -----	1
	Retail stores, total -----	27	58	Eating, drinking places -----	4
52	Lumber, building materials, hardware, farm equipment dealers -----	2	5812	Eating places -----	2
5251	Hardware stores -----	-	5813	Drinking places (alcoholic beverages) -----	2
52 ex. 5251	Other -----	2	59 pt. (591)	Drug stores, proprietary stores -----	1
53 part	General merchandise group stores -----	5	59 ex. 591	Other retail stores -----	1
531	Department stores -----	1	592	Liquor stores -----	-
533	Limited price variety stores -----	2	594	Book, stationery stores -----	-
539	Miscellaneous general merchandise stores -----	2	595	Sporting goods stores, bicycle shops -----	-
			597	Jewelry stores -----	1
54	Food stores -----	2	5992	Florists -----	-
			5996	Camera, photographic supply stores -----	-

MRC No. 4. Includes establishments along W. Main St. from Center St. to Morris St. and along MacDonald St. from Pepper Pl. to W. First Ave.

SIC code	Kind of business	Total	SIC code	Kind of business	Number of establishments
	Retail stores, total:				
	Number -----	77	55 ex. 554	Automotive dealers -----	1
	Sales ----- \$1,000	15 027	55 pt. (554)	Gasoline service stations -----	2
54, 58, 591	Convenience goods stores:		56	Apparel, accessory stores -----	22
	Number -----	11	561, 567	Men's, boys' apparel stores, custom tailors -----	3
	Sales ----- \$1,000	1 322	562-3, 568	Women's clothing, specialty stores -----	9
53 part, 56, 57	Shopping goods stores:		562	Women's ready-to-wear stores -----	6
	Number -----	38	565	Family clothing stores -----	3
	Sales ----- \$1,000	10 629	566	Shoe stores -----	6
52, 55, 59 ex. 591	All other stores:		564, 569	Other apparel, accessory stores -----	1
	Number -----	28	57	Furniture, home furnishings, equipment stores -----	10
	Sales ----- \$1,000	3 076	5712	Furniture stores -----	5
		Number of establishments	5713-15, 19	Other home furnishings stores -----	1
			572, 573	Household appliance, radio, television, music stores -----	4
	Retail stores, total -----	77	58	Eating, drinking places -----	6
52	Lumber, building materials, hardware, farm equipment dealers -----	1	5812	Eating places -----	4
5251	Hardware stores -----	1	5813	Drinking places (alcoholic beverages) -----	2
52 ex. 5251	Other -----	-	59 pt. (591)	Drug stores, proprietary stores -----	4
53 part	General merchandise group stores -----	6	59 ex. 591	Other retail stores -----	24
531	Department stores -----	1	592	Liquor stores -----	1
533	Limited price variety stores -----	2	594	Book, stationery stores -----	3
539	Miscellaneous general merchandise stores -----	3	595	Sporting goods stores, bicycle shops -----	1
			597	Jewelry stores -----	5
54	Food stores -----	1	5992	Florists -----	-
			5996	Camera, photographic supply stores -----	2

Standard Notes: - Represents zero. (D) Withheld to avoid disclosure. (NA) Not available.

TABLE 6. Other Major Retail Centers in the SMSA: 1963—Continued

MRC No. 5. Includes the planned center known as "Westdale Shopping Center" and establishments on W. Van Buren St. from N. 33rd Ave. to N. 35th Ave.

SIC code	Kind of business	Total	SIC code	Kind of business	Number of establishments
	Retail stores, total:				
	Number -----	25	55 ex. 554	Automotive Dealers -----	1
	Sales ----- \$1,000--	10 719	55 pt. (554)	Gasoline service stations -----	3
54, 58, 591	Convenience goods stores:		56	Apparel, accessory stores -----	4
	Number -----	9	561, 567	Men's, boys' apparel stores, custom tailors -----	-
	Sales ----- \$1,000--	3 642	562-3, 568	Women's clothing, specialty stores -----	2
53 part, 56, 57	Shopping goods stores:		562	Women's ready-to-wear stores -----	2
	Number -----	8	565	Family clothing stores -----	-
	Sales ----- \$1,000--	6 319	566	Shoe stores -----	2
52, 55, 59 ex. 591	All other stores:		564, 569	Other apparel, accessory stores -----	-
	Number -----	8	57	Furniture, home furnishings, equipment stores -----	1
	Sales ----- \$1,000--	758	5712	Furniture stores -----	1
		Number of establishments	5713-15, 19	Other home furnishings stores -----	-
			572, 573	Household appliance, radio, television, music stores -----	-
	Retail stores, total -----	25	58	Eating, drinking places -----	6
52	Lumber, building materials, hardware, farm equipment dealers -----	1	5812	Eating places -----	5
5251	Hardware stores -----	-	5813	Drinking places (alcoholic beverages) -----	1
52 ex. 5251	Other -----	1	59 pt. (591)	Drug stores, proprietary stores -----	1
53 part	General merchandise group stores -----	3	59 ex. 591	Other retail stores -----	3
531	Department stores -----	1	592	Liquor stores -----	1
533	Limited price variety stores -----	2	594	Book, stationery stores -----	-
539	Miscellaneous general merchandise stores -----	-	595	Sporting goods stores, bicycle shops -----	-
			597	Jewelry stores -----	1
54	Food stores -----	2	5992	Florists -----	-
			5996	Camera, photographic supply stores -----	-

MRC No. 6. Includes the planned center known as "Chris-Town Center" in the area bounded by: W. Bethany Home Rd., N. 15th Ave., W. Montebello Ave. and N. 19th Ave.

SIC code	Kind of business	Total	SIC code	Kind of business	Number of establishments
	Retail stores, total:				
	Number -----	52	55 ex. 554	Automotive dealers -----	-
	Sales ----- \$1,000--	30 308	55 pt. (554)	Gasoline service stations -----	-
54, 58, 591	Convenience goods stores:		56	Apparel, accessory stores -----	19
	Number -----	9	561, 567	Men's, boys' apparel stores, custom tailors -----	3
	Sales ----- \$1,000--	5 102	562-3, 568	Women's clothing, specialty stores -----	7
53 part, 56, 57	Shopping goods stores:		562	Women's ready-to-wear stores -----	6
	Number -----	31	565	Family clothing stores -----	2
	Sales ----- \$1,000--	24 110	566	Shoe stores -----	6
52, 55, 59 ex. 591	All other stores:		564, 569	Other apparel, accessory stores -----	1
	Number -----	12	57	Furniture, home furnishings, equipment stores -----	4
	Sales ----- \$1,000--	1 096	5712	Furniture stores -----	1
		Number of establishments	5713-15, 19	Other home furnishings stores -----	1
			572, 573	Household appliance, radio, television, music stores -----	2
	Retail stores, total -----	52	58	Eating, drinking places -----	4
52	Lumber, building materials, hardware, farm equipment dealers -----	1	5812	Eating places -----	4
5251	Hardware stores -----	-	5813	Drinking places (alcoholic beverages) -----	-
52 ex. 5251	Other -----	1	59 pt. (591)	Drug stores, proprietary stores -----	1
53 part	General merchandise group stores -----	8	59 ex. 591	Other retail stores -----	11
531	Department stores -----	3	592	Liquor stores -----	1
533	Limited price variety stores -----	2	594	Book, stationery stores -----	1
539	Miscellaneous general merchandise stores -----	3	595	Sporting goods stores, bicycle shops -----	1
			597	Jewelry stores -----	3
54	Food stores -----	4	5992	Florists -----	1
			5996	Camera, photographic supply stores -----	1

Standard Notes: - Represents zero. (D) Withheld to avoid disclosure. (NA) Not available.

TABLE 6. Other Major Retail Centers in the SMSA: 1963—Continued

MRC No. 7. Includes the planned center known as "Thomas Mall" and establishments on E. Thomas Rd. from N. 42nd St. to N. 46th St.

SIC code	Kind of business	Total	SIC code	Kind of business	Number of establishments
	Retail stores, total:				
	Number -----	56	55 ex. 554	Automotive Dealers -----	-
	Sales ----- \$1,000--	11 979	55 pt. (554)	Gasoline service stations -----	3
54, 58, 591	Convenience goods stores:		56	Apparel, accessory stores -----	21
	Number -----	9	561, 567	Men's, boys' apparel stores, custom tailors -----	4
	Sales ----- \$1,000--	2 751	562-3, 568	Women's clothing, specialty stores -----	8
53 part, 56, 57	Shopping goods stores:		562	Women's ready-to-wear stores -----	7
	Number -----	31	565	Family clothing stores -----	1
	Sales ----- \$1,000--	8 570	566	Shoe stores -----	7
52, 55, 59 ex. 591	All other stores:		564, 569	Other apparel, accessory stores -----	1
	Number -----	16	57	Furniture, home furnishings, equipment stores -----	7
	Sales ----- \$1,000--	658	5712	Furniture stores -----	1
		Number of establishments	5713-15, 19	Other home furnishings stores -----	1
			572, 573	Household appliance, radio, television, music stores -----	5
	Retail stores, total -----	56	58	Eating, drinking places -----	4
52	Lumber, building materials, hardware, farm equipment dealers -----	1	5812	Eating places -----	3
5251	Hardware stores -----	1	5813	Drinking places (alcoholic beverages) -----	1
52 ex. 5251	Other -----	-	59 pt. (591)	Drug stores, proprietary stores -----	1
53 part	General merchandise group stores -----	3	59 ex. 591	Other retail stores -----	12
531	Department stores -----	2	592	Liquor stores -----	2
533	Limited price variety stores -----	1	594	Book, stationery stores -----	1
539	Miscellaneous general merchandise stores -----	-	595	Sporting goods stores, bicycle shops -----	1
			597	Jewelry stores -----	2
54	Food stores -----	4	5992	Florists -----	-
			5996	Camera, photographic supply stores -----	1

MRC No. 8. Includes the planned centers known as "Camelback", "East Camelback Mall" and "Camelback Town and Country Village" and establishments in the area bounded by: E. Medlock Dr., N. 18th, north side of East Camelback Rd., N. 22nd, E. Coolidge extended, E. Coolidge, N. 18th, E. Meadowbrook, and N. 16th.

SIC code	Kind of business	Total	SIC code	Kind of business	Number of establishments
	Retail stores, total:				
	Number -----	65	55 ex. 554	Automotive dealers -----	2
	Sales ----- \$1,000--	41 046	55 pt. (554)	Gasoline service stations -----	2
54, 58, 591	Convenience goods stores:		56	Apparel, accessory stores -----	13
	Number -----	24	561, 567	Men's, boys' apparel stores, custom tailors -----	3
	Sales ----- \$1,000--	5 833	562-3, 568	Women's clothing, specialty stores -----	6
53 part, 56, 57	Shopping goods stores:		562	Women's ready-to-wear stores -----	5
	Number -----	20	565	Family clothing stores -----	4
	Sales ----- \$1,000--	32 967	566	Shoe stores -----	4
52, 55, 59 ex. 591	All other stores:		564, 569	Other apparel, accessory stores -----	-
	Number -----	21	57	Furniture, home furnishings, equipment stores -----	5
	Sales ----- \$1,000--	2 246	5712	Furniture stores -----	3
		Number of establishments	5713-15, 19	Other home furnishings stores -----	-
			572, 573	Household appliance, radio, television, music stores -----	2
	Retail stores, total -----	65	58	Eating, drinking places -----	15
52	Lumber, building materials, hardware, farm equipment dealers -----	2	5812	Eating places -----	15
5251	Hardware stores -----	-	5813	Drinking places (alcoholic beverages) -----	-
52 ex. 5251	Other -----	2	59 pt. (591)	Drug stores, proprietary stores -----	2
53 part	General merchandise group stores -----	2	59 ex. 591	Other retail stores -----	15
531	Department stores -----	2	592	Liquor stores -----	3
533	Limited price variety stores -----	-	594	Book, stationery stores -----	2
539	Miscellaneous general merchandise stores -----	-	595	Sporting goods stores, bicycle shops -----	-
			597	Jewelry stores -----	3
54	Food stores -----	7	5992	Florists -----	1
			5996	Camera, photographic supply stores -----	1

Standard Notes: - Represents zero. (D) Withheld to avoid disclosure. (NA) Not available.

TABLE 6. Other Major Retail Centers in the SMSA: 1963—Continued

MRC No. 9. Includes the establishments in the area bounded by: W. Glenn Dr., N. 57th Ave., A.T. & S.F. R.R. spur, N.W. Grand Ave., and N. 59th Ave. (Glendale)

SIC code	Kind of business	Total	SIC code	Kind of business	Number of establishments
	Retail stores, total:				
	Number -----	53	55 ex. 554	Automotive Dealers -----	3
	Sales ----- \$1,000--	6 893	55 pt. (554)	Gasoline service stations -----	1
54, 58, 591	Convenience goods stores:		56	Apparel, accessory stores -----	12
	Number -----	13	561, 567	Men's, boys' apparel stores, custom tailors -----	3
	Sales ----- \$1,000--	2 644	562-3, 568	Women's clothing, specialty stores -----	5
53 part, 56, 57	Shopping goods stores:		562	Women's ready-to-wear stores -----	3
	Number -----	20	565	Family clothing stores -----	2
	Sales ----- \$1,000--	2 652	566	Shoe stores -----	2
52, 55, 59 ex. 591	All other stores:		564, 569	Other apparel, accessory stores -----	-
	Number -----	20	57	Furniture, home furnishings, equipment stores -----	4
	Sales ----- \$1,000--	1 597	5712	Furniture stores -----	2
		Number of establishments	5713-15, 19	Other home furnishings stores -----	-
			572, 573	Household appliance, radio, television, music stores -----	2
	Retail stores, total -----	53	58	Eating, drinking places -----	7
52	Lumber, building materials, hardware, farm equipment dealers -----	3	5812	Eating places -----	3
5251	Hardware stores -----	2	5813	Drinking places (alcoholic beverages) -----	4
52 ex. 5251	Other -----	1	59 pt. (591)	Drug stores, proprietary stores -----	3
53 part	General merchandise group stores -----	4	59 ex. 591	Other retail stores -----	13
531	Department stores -----	1	592	Liquor stores -----	-
533	Limited price variety stores -----	3	594	Book, stationery stores -----	1
539	Miscellaneous general merchandise stores -----	-	595	Sporting goods stores, bicycle shops -----	3
			597	Jewelry stores -----	4
			5992	Florists -----	1
54	Food stores -----	3	5996	Camera, photographic supply stores -----	-

MRC No. 10. Includes the planned center known as "Fashion Square" and establishments on N. Scottsdale Rd. from Shoeman Ln. to Granada Sr., and on E. Camelback Rd. from 70th St. N.E. extended to N. Brown Ave.

SIC code	Kind of business	Total	SIC code	Kind of business	Number of establishments
	Retail stores, total:				
	Number -----	40	55 ex. 554	Automotive dealers -----	1
	Sales ----- \$1,000--	18 165	55 pt. (554)	Gasoline service stations -----	3
54, 58, 591	Convenience goods stores:		56	Apparel, accessory stores -----	11
	Number -----	11	561, 567	Men's, boys' apparel stores, custom tailors -----	1
	Sales ----- \$1,000--	5 330	562-3, 568	Women's clothing, specialty stores -----	8
53 part, 56, 57	Shopping goods stores:		562	Women's ready-to-wear stores -----	6
	Number -----	16	565	Family clothing stores -----	-
	Sales ----- \$1,000--	5 285	566	Shoe stores -----	1
52, 55, 59 ex. 591	All other stores:		564, 569	Other apparel, accessory stores -----	1
	Number -----	13	57	Furniture, home furnishings, equipment stores -----	2
	Sales ----- \$1,000--	7 550	5712	Furniture stores -----	-
		Number of establishments	5713-15, 19	Other home furnishings stores -----	2
			572, 573	Household appliance, radio, television, music stores -----	-
	Retail stores, total -----	40	58	Eating, drinking places -----	6
52	Lumber, building materials, hardware, farm equipment dealers -----	-	5812	Eating places -----	6
5251	Hardware stores -----	-	5813	Drinking places (alcoholic beverages) -----	-
52 ex. 5251	Other -----	-	59 pt. (591)	Drug stores, proprietary stores -----	2
53 part	General merchandise group stores -----	3	59 ex. 591	Other retail stores -----	9
531	Department stores -----	1	592	Liquor stores -----	2
533	Limited price variety stores -----	-	594	Book, stationery stores -----	1
539	Miscellaneous general merchandise stores -----	2	595	Sporting goods stores, bicycle shops -----	1
			597	Jewelry stores -----	3
			5992	Florists -----	-
54	Food stores -----	3	5996	Camera, photographic supply stores -----	-

Standard Notes: - Represents zero. (D) Withheld to avoid disclosure. (NA) Not available.

THE UNIVERSITY OF CHICAGO

NAME	RESIDENCE
[Faint Name]	[Faint Residence]
[Faint Name]	[Faint Residence]
[Faint Name]	[Faint Residence]
[Faint Name]	[Faint Residence]
[Faint Name]	[Faint Residence]
[Faint Name]	[Faint Residence]
[Faint Name]	[Faint Residence]
[Faint Name]	[Faint Residence]
[Faint Name]	[Faint Residence]
[Faint Name]	[Faint Residence]
[Faint Name]	[Faint Residence]
[Faint Name]	[Faint Residence]
[Faint Name]	[Faint Residence]
[Faint Name]	[Faint Residence]
[Faint Name]	[Faint Residence]
[Faint Name]	[Faint Residence]
[Faint Name]	[Faint Residence]
[Faint Name]	[Faint Residence]
[Faint Name]	[Faint Residence]
[Faint Name]	[Faint Residence]
[Faint Name]	[Faint Residence]
[Faint Name]	[Faint Residence]
[Faint Name]	[Faint Residence]
[Faint Name]	[Faint Residence]
[Faint Name]	[Faint Residence]
[Faint Name]	[Faint Residence]
[Faint Name]	[Faint Residence]

Pittsburgh, Pa., SMSA

CONTENTS

[Page numbers listed here omit the chapter prefix, 79-, which appears as part of number for each page]

	page
Standard Metropolitan Statistical Area Map	1
Chart on Retail Sales: 1963 and 1958	3
TABLE 1 The Central Business District: 1963 and 1958	4
2 The City: 1963 and 1958	5
3 The Standard Metropolitan Statistical Area: 1963 and 1958	6
4 CBD, City, SMSA—Sales Comparisons: 1958 and 1963	7
5 CBD Sales as Percent of City and SMSA Sales: 1963 and 1958	8
6 Other Major Retail Centers in the SMSA: 1963	9

...

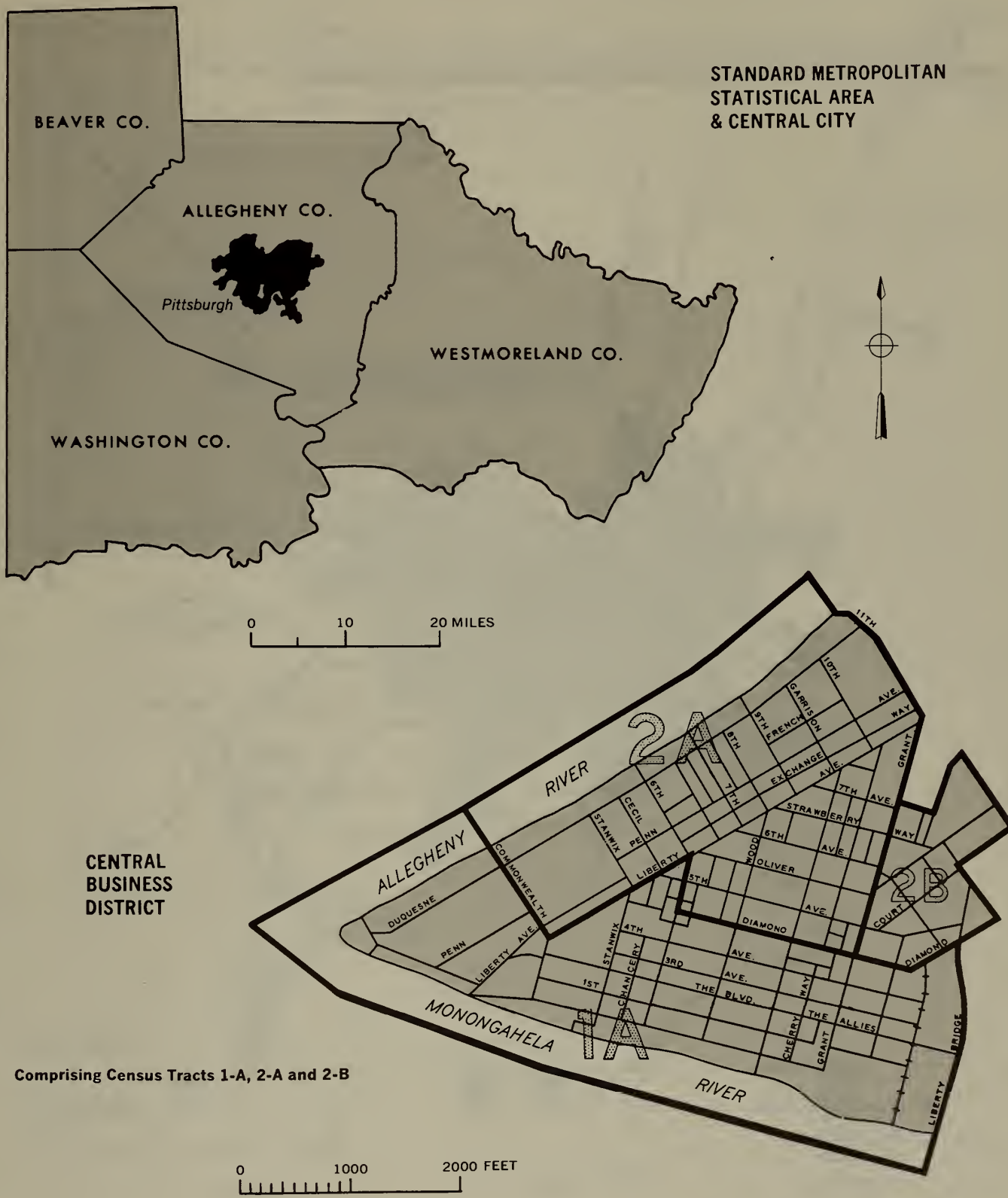
...

...

...

PITTSBURGH, PA.

Standard Metropolitan Statistical Area, Central Business District, and Major Retail Centers




CENTRAL BUSINESS DISTRICT

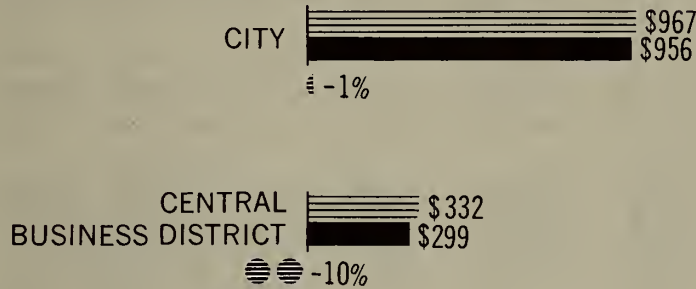
Comprising Census Tracts 1-A, 2-A and 2-B

Pittsburgh SMSA

Retail Sales: 1958 and 1963 IN MILLIONS OF DOLLARS

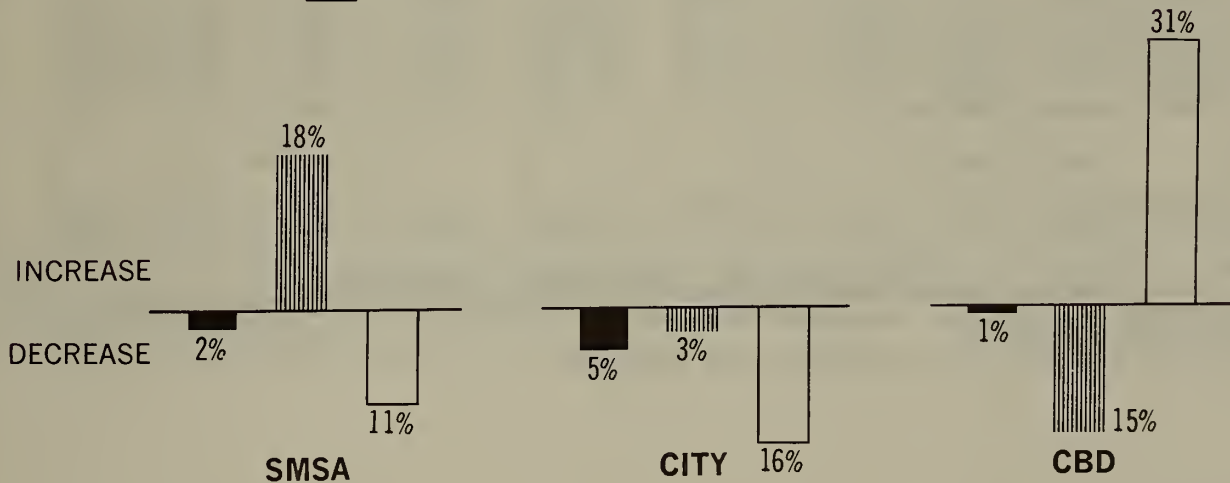


Pittsburgh



Percent Change in Sales, 1958-1963 by Types of Stores

- APPAREL, ACCESSORY STORES
- ▤ GENERAL MERCHANDISE GROUP STORES
- FURNITURE, HOME FURNISHINGS, EQUIPMENT STORES



1963 CENSUS OF BUSINESS, U.S. Department of Commerce, Bureau of the Census

TABLE 1. The Central Business District: 1963 and 1958

SIC code	Kind of business	1963				1958 ¹		
		Estab- lish- ments (number)	Sales (\$1,000)	Payroll, entire year (\$1,000)	Paid employees, workweek ended nearest Nov. 15 (number)	Estab- lish- ments (number)	Sales (\$1,000)	Payroll, entire year (\$1,000)
	RETAIL STORES							
	Total ^{2,1} -----	733	299 449	56 538	17 709	704	331 525	62 438
52	Lumber, building materials, hardware, farm equip- ment dealers-----	15	4 116	665	109	11	2 557	350
5251	Hardware stores-----	4	1 576	266	40	3	(D)	(D)
52 ex. 5251	Other-----	11	2 540	399	69	8	(D)	(D)
53 part ²	General merchandise group stores ² -----	15	176 968	34 770	10 611	20	208 852	42 127
531	Department stores-----	3	162 825	32 484	9 682	6	195 385	39 696
533	Limited price variety stores-----	4	12 177	2 093	849	6	12 833	2 378
539	Miscellaneous general merchandise stores-----	8	1 966	193	80	8	634	53
54	Food stores-----	62	11 446	1 641	544	61	14 327	1 360
55 ex. 554	Automotive dealers ¹ -----	9	2 969	312	49	5	1 590	151
55 pt. (554)	Gasoline service stations-----	8	767	60	23	7	514	30
56	Apparel, accessory stores-----	154	34 429	5 442	1 603	158	34 822	5 354
561, 567	Men's, boys' apparel stores, custom tailors-----	47	10 870	1 866	441	46	8 407	1 408
562-3, 568	Women's clothing, specialty stores-----	69	17 649	2 780	939	71	19 640	3 035
562	Women's ready-to-wear stores ³ -----	28	14 614	2 283	772	40	16 263	2 474
565	Family clothing stores ³ -----	1	(D)	(D)	(D)	2	(D)	(D)
566	Shoe stores-----	36	(D)	(D)	(D)	32	5 522	742
564, 569	Other apparel, accessory stores-----	1	(D)	(D)	(D)	5	(D)	(D)
57	Furniture, home furnishings, equipment stores-----	57	16 557	2 764	637	59	12 680	1 872
5712	Furniture stores-----	9	5 347	964	242	12	5 363	739
5713-15, 19	Other home furnishings stores-----	14	2 774	552	107	15	2 132	385
572, 573	Household appliance, radio, television, music stores-----	34	8 436	1 248	288	32	5 185	748
58	Eating, drinking places-----	186	25 078	6 464	2 887	161	23 318	6 305
5812	Eating places-----	141	22 227	5 817	2 641	121	20 559	5 817
5813	Drinking places (alcoholic beverages)-----	45	2 851	647	246	40	2 759	488
59 pt. (591)	Drug stores, proprietary stores-----	23	5 314	902	365	27	5 946	955
59 ex. 591	Other retail stores ⁴ -----	204	21 805	3 518	881	195	26 919	3 934
592	Liquor stores-----	4	2 516	(D)	(D)	3	3 970	162
594	Book, stationery stores-----	18	2 385	454	124	15	1 536	344
595	Sporting goods stores, bicycle shops-----	3	(D)	(D)	(D)	5	1 293	199
597	Jewelry stores-----	35	5 192	1 027	234	40	7 689	1 204
5992	Florists-----	14	1 205	204	47	14	1 246	211
5996	Camera, photographic supply stores-----	4	(D)	(D)	(D)	5	2 290	344
	SELECTED SERVICES							
7011	Hotels, motels-----	13	13 883	5 083	1 463	19	15 862	6 306
783	Motion picture theaters-----	5	2 500	580	170	5	2 191	476

Standard Notes: - Represents zero. (D) Withheld to avoid disclosure. (NA) Not available. ¹1958 data revised.

¹1958 group totals for SIC 53 and 56 may include data for "nonemployer" establishments which could not be classified and tabulated by detailed kinds of business.

²Excludes nonstore retailers (i.e., mail order, direct selling, merchandise vending machine operators) part of SIC 53.

³1958 data limited to "employer" establishments.

⁴Includes data for those kinds of business in SIC 59 (ex. 591) not covered in any of the lines below.

TABLE 2. The City: 1963 and 1958

SIC code	Kind of business	1963				1958 ¹		
		Estab-lish-ments	Sales	Payroll, entire year	Paid employees, workweek ended nearest Nov. 15	Estab-lish-ments	Sales	Payroll, entire year
		(number)	(\$1,000)	(\$1,000)	(number)	(number)	(\$1,000)	(\$1,000)
RETAIL STORES								
	Total ² -----	5 539	956 260	131 201	40 276	6 255	966 534	130 998
52	Lumber, building materials, hardware, farm equip-ment dealers -----	207	23 496	3 232	699	232	24 095	2 795
5251	Hardware stores -----	99	7 996	965	250	90	6 852	799
52 ex. 5251	Other -----	108	15 500	2 267	449	142	17 243	1 996
53 part ³	General merchandise group stores ² -----	114	249 807	44 340	13 607	154	256 201	49 199
531	Department stores -----	11	216 268	39 420	11 665	9	223 369	43 880
533	Limited price variety stores -----	52	21 319	3 511	1 507	61	(D)	(D)
539	Miscellaneous general merchandise stores -----	51	12 220	1 409	435	54	(D)	(D)
54	Food stores -----	1 346	185 146	16 462	4 623	1 737	217 853	16 126
55 ex. 554	Automotive dealers -----	207	153 154	14 183	2 651	214	112 983	11 227
55 pt. (554)	Gasoline service stations -----	442	41 831	3 688	1 363	416	37 629	3 291
56	Apparel, accessory stores -----	479	61 432	9 210	2 909	534	64 398	9 263
561, 567	Men's, boys' apparel stores, custom tailors -----	124	17 432	2 729	687	130	15 633	2 323
562-3, 568	Women's clothing, specialty stores -----	178	28 993	4 462	1 582	211	31 247	4 662
562	Women's ready-to-wear stores ³ -----	87	22 308	3 459	1 209	105	24 518	3 650
565	Family clothing stores ³ -----	25	840	75	29	18	1 556	212
566	Shoe stores -----	110	11 072	1 587	466	119	12 554	1 650
564, 569	Other apparel, accessory stores -----	42	3 095	357	145	38	3 150	416
57	Furniture, home furnishings, equipment stores -----	266	47 111	7 066	1 531	378	56 227	8 300
5712	Furniture stores -----	84	22 158	3 379	716	127	34 011	5 286
5713-15, 19	Other home furnishings stores -----	69	9 905	1 676	325	70	7 125	1 146
572, 573	Household appliance, radio, television, music stores -----	113	15 048	2 011	490	181	15 091	1 868
58	Eating, drinking places -----	1 526	97 213	20 734	9 062	1 561	90 441	18 491
5812	Eating places -----	720	63 496	15 269	6 788	766	56 553	13 381
5813	Drinking places (alcoholic beverages) -----	806	33 717	5 465	2 274	795	33 888	5 110
59 pt. (591)	Drug stores, proprietary stores -----	249	30 986	4 573	1 788	298	34 129	4 626
59 ex. 591	Other retail stores ⁴ -----	703	66 084	7 713	2 043	731	72 578	7 680
592	Liquor stores -----	80	25 755	1 456	309	55	27 169	1 237
594	Book, stationery stores -----	50	3 519	572	171	41	2 340	431
595	Sporting goods stores, bicycle shops -----	23	2 389	177	66	21	2 608	299
597	Jewelry stores -----	71	7 539	1 414	333	109	11 087	1 566
5992	Florists -----	80	4 240	722	200	85	4 409	802
5996	Camera, photographic supply stores -----	10	960	123	30	15	3 636	562
SELECTED SERVICES								
7011	Hotels, motels -----	49	26 540	10 007	3 185	60	20 012	7 764
783	Motion picture theaters -----	32	(D)	(D)	(D)	41	(D)	(D)

Standard Notes: - Represents zero. (D) Withheld to avoid disclosure. (NA) Not available.

¹1958 group totals for SIC 53 and 56 may include data for "nonemployer" establishments which could not be classified and tabulated by detailed kinds of business.

²Excludes nonstore retailers (i.e., mail order, direct selling, merchandise vending machine operators) part of SIC 53.

³1958 data limited to "employer" establishments.

⁴Includes data for those kinds of business in SIC 59 (ex. 591) not covered in any of the lines below.

TABLE 3. The Standard Metropolitan Statistical Area: 1963 and 1958

SIC code	Kind of business	1963				1958 ¹		
		Estab- lish- ments	Sales	Payroll, entire year	Paid employees, workweek ended nearest Nov. 15	Estab- lish- ments	Sales	Payroll, entire year
		(number)	(\$1,000)	(\$1,000)	(number)	(number)	(\$1,000)	(\$1,000)
	RETAIL STORES							
	Total ²	19 307	2 819 984	321 580	102 807	20 975	2 589 695	294 229
52	Lumber, building materials, hardware, farm equip- ment dealers	845	119 766	14 933	3 447	1 047	138 024	18 049
5251	Hardware stores	335	28 208	3 518	1 040	377	30 417	3 563
52 ex. 5251	Other	510	91 558	11 415	2 407	670	107 607	14 486
53 part ²	General merchandise group stores ²	457	457 966	71 182	24 167	571	386 756	68 403
531	Department stores	41	332 119	53 592	16 673	31	273 470	52 175
533	Limited price variety stores	222	78 288	11 976	5 456	212	71 173	11 312
539	Miscellaneous general merchandise stores	194	47 559	5 614	2 038	202	39 497	4 916
54	Food stores	4 435	770 985	63 444	17 885	5 338	751 391	52 314
55 ex. 554	Automotive dealers	947	494 088	44 648	8 932	960	377 383	38 160
55 pt. (554)	Gasoline service stations	2 290	190 507	14 939	5 793	2 210	161 098	12 069
56	Apparel, accessory stores	1 491	162 731	22 240	8 023	1 625	166 354	22 078
561, 567	Men's, boys' apparel stores, custom tailors	363	37 168	4 896	1 501	394	37 235	4 734
562-3, 568	Women's clothing, specialty stores	552	70 742	10 372	3 997	591	66 731	9 317
562	Women's ready-to-wear stores ³	338	57 184	8 443	3 179	352	53 371	7 504
565	Family clothing stores ³	103	12 841	1 495	576	94	19 417	2 890
566	Shoe stores	363	32 962	4 458	1 514	362	32 569	4 076
564, 569	Other apparel, accessory stores	110	9 018	1 019	435	144	9 860	1 061
57	Furniture, home furnishings, equipment stores	941	121 675	16 706	4 008	1 220	136 560	19 403
5712	Furniture stores	334	64 922	9 847	2 249	387	80 761	12 311
5713-15, 19	Other home furnishings stores	178	18 677	2 914	648	189	14 219	2 093
572, 573	Household appliance, radio, television, music stores	429	38 076	3 945	1 111	644	41 580	4 999
58	Eating, drinking places	4 875	222 741	42 402	20 151	5 003	206 449	36 254
5812	Eating places	2 185	135 783	30 217	14 607	2 464	122 675	25 311
5813	Drinking places (alcoholic beverages)	2 690	86 958	12 185	5 544	2 539	83 774	10 943
59 pt. (591)	Drug stores, proprietary stores	785	99 872	13 189	5 344	823	93 014	11 584
59 ex. 591	Other retail stores ⁴	2 241	179 653	17 897	5 057	2 178	172 666	15 915
592	Liquor stores	307	74 003	4 188	940	251	68 040	3 181
594	Book, stationery stores	105	5 633	846	276	76	3 960	616
595	Sporting goods stores, bicycle shops	131	8 272	724	249	115	7 568	666
597	Jewelry stores	232	15 946	2 647	683	314	21 240	3 038
5992	Florists	283	11 638	1 803	581	286	11 689	1 690
5996	Camera, photographic supply stores	32	3 849	536	151	29	5 009	722
	SELECTED SERVICES							
7011	Hotels, motels	362	48 386	(D)	(D)	373	33 035	11 073
783	Motion picture theaters	136	10 649	2 745	1 192	170	12 526	3 151

Standard Notes: - Represents zero. (D) Withheld to avoid disclosure. (NA) Not available.

¹1958 group totals for SIC 53 and 56 may include data for "nonemployer" establishments which could not be classified and tabulated by detailed kinds of business.²Excludes nonstore retailers (i.e., mail order, direct selling, merchandise vending machine operators) part of SIC 53.³1958 data limited to "employer" establishments.⁴Includes data for those kinds of business in SIC 59 (ex. 591) not covered in any of the lines below.

TABLE 4. CBD, City, SMSA—Sales Comparisons: 1958 and 1963

SIC code	Kind of business	Percent change in sales			Percent distribution of sales					
		Central business district	City	Standard metropolitan statistical area	Central business district		City		Standard metropolitan statistical area	
					1963	1958	1963	1958	1963	1958
RETAIL STORES										
	Total ² -----	-9.7	-1.1	8.9	100.0	100.0	100.0	100.0	100.0	100.0
52	Lumber, building materials, hardware, farm equipment dealers -----	61.0	-2.5	-13.2	1.3	0.8	2.5	2.5	4.2	5.3
5251	Hardware stores -----	(D)	16.7	-7.3	0.5	(D)	0.9	0.7	1.0	1.2
52 ex. 5251	Other -----	(D)	-10.1	-14.9	0.8	(D)	1.6	1.8	3.2	4.1
53 part ²	General merchandise group stores ^{1,2} -----	-15.3	-2.5	18.4	59.1	63.0	26.1	26.5	16.3	14.9
531	Department stores -----	-16.7	-3.2	21.4	54.3	58.9	22.6	23.1	11.8	10.6
533	Limited price variety stores -----	-5.1	(D)	10.0	4.1	3.9	2.2	(D)	2.8	2.8
539	Miscellaneous general merchandise stores -----	210.1	(D)	20.4	0.7	0.2	1.3	(D)	1.7	1.5
54	Food stores -----	-20.1	-15.0	2.6	3.8	4.3	19.4	22.5	27.3	29.0
55 ex. 554	Automotive dealers -----	86.7	35.6	30.9	1.0	0.5	16.0	11.7	17.5	14.6
55 pt. (554)	Gasoline service stations -----	49.2	11.2	18.3	0.3	0.2	4.4	3.9	6.8	6.2
56	Apparel, accessory stores ¹ -----	-1.1	-4.6	-2.2	11.5	10.5	6.4	6.7	5.8	6.4
561, 567	Men's, boys' apparel stores, custom tailors -----	29.3	11.5	-0.2	3.6	2.5	1.8	1.6	1.3	1.4
562-3, 568	Women's clothing, specialty stores -----	-10.1	-7.2	6.0	5.9	5.9	3.0	3.2	2.5	2.6
562	Women's ready-to-wear stores ³ -----	-10.1	-9.0	7.1	4.9	4.9	2.3	2.5	2.0	2.1
565	Family clothing stores ³ -----	(D)	-46.0	-33.9	(D)	(D)	0.1	0.2	0.5	0.7
566	Shoe stores -----	(D)	-11.8	1.2	(D)	1.7	1.2	1.3	1.2	1.3
564, 569	Other apparel, accessory stores -----	(D)	-1.8	-8.5	(D)	(D)	0.3	0.3	0.3	0.4
57	Furniture, home furnishings, equipment stores -----	30.6	-16.2	-10.9	5.5	3.8	4.9	5.8	4.3	5.3
5712	Furniture stores -----	-0.3	-34.9	-19.6	1.8	1.6	2.3	3.5	2.3	3.1
5713-15, 19	Other home furnishings stores -----	30.1	39.0	31.4	0.9	0.6	1.0	0.7	0.6	0.6
572, 573	Household appliance, radio, television, music stores -----	62.7	-0.3	-8.4	2.8	1.6	1.6	1.6	1.4	1.6
58	Eating, drinking places -----	7.6	7.5	7.9	8.4	7.0	10.2	9.4	7.9	8.0
5812	Eating places -----	8.1	12.3	10.7	7.4	6.2	6.7	5.9	4.8	4.8
5813	Drinking places (alcoholic beverages) -----	3.3	-0.5	3.8	1.0	0.8	3.5	3.5	3.1	3.2
59 pt. (591)	Drug stores, proprietary stores -----	-10.6	-9.2	7.4	1.8	1.8	3.2	3.5	3.5	3.6
59 ex. 591	Other retail stores ⁴ -----	-19.0	-9.0	4.0	7.3	8.1	6.9	7.5	6.4	6.7
592	Liquor stores -----	-36.6	-5.2	8.8	0.8	1.2	2.7	2.8	2.6	2.6
594	Book, stationery stores -----	55.3	50.4	42.3	0.8	0.5	0.4	0.2	0.2	0.2
595	Sporting goods stores, bicycle shops -----	(D)	-8.4	9.3	(D)	0.4	0.2	0.3	0.3	0.3
597	Jewelry stores -----	-32.5	-32.0	-24.9	1.7	2.3	0.8	1.1	0.6	0.8
5992	Florists -----	-3.3	-3.8	-0.4	0.4	0.4	0.4	0.5	0.4	0.5
5996	Camera, photographic supply stores -----	(D)	-73.6	-23.2	(D)	0.7	0.1	0.4	0.1	0.2
SELECTED SERVICES										
7011	Hotels, motels -----	-12.5	32.6	46.5	(X)	(X)	(X)	(X)	(X)	(X)
783	Motion picture theaters -----	14.1	(D)	-15.0	(X)	(X)	(X)	(X)	(X)	(X)

Standard Notes: - Represents zero. (D) Withheld to avoid disclosure. (NA) Not available. (X) Not applicable. (-) Minus sign before number denotes decrease.

¹1958 group totals for SIC 53 and 56 may include data for "nonemployer" establishments which could not be classified and tabulated by detailed kinds of business.

²Excludes nonstore retailers (i.e., mail order, direct selling, merchandise vending machine operators) part of SIC 53.

³1958 data limited to "employer" establishments.

⁴Includes data for those kinds of business in SIC 59 (ex. 591) not covered in any of the lines below.

TABLE 5. CBD Sales as Percent of City and SMSA Sales: 1963 and 1958

SIC code	Kind of business	Central business district sales as—			
		Percent of city sales		Percent of standard metropolitan statistical area sales	
		1963	1958	1963	1958
	RETAIL STORES				
	Total ² -----	31.3	34.3	10.6	12.8
52	Lumber, building materials, hardware, farm equipment dealers -----	17.5	10.6	3.4	1.9
5251	Hardware stores -----	19.7	(D)	5.6	(D)
52 ex. 5251	Other -----	16.4	(D)	2.8	(D)
53 part ²	General merchandise group stores ^{1,2} -----	70.8	81.5	38.6	54.0
531	Department stores -----	75.3	87.5	49.0	71.4
533	Limited price variety stores -----	57.1	(D)	15.6	18.0
539	Miscellaneous general merchandise stores -----	16.1	(D)	4.1	1.6
54	Food stores -----	6.2	6.6	1.5	1.9
55 ex. 554	Automotive dealers -----	1.9	1.4	0.6	0.4
55 pt. (554)	Gasoline service stations -----	1.8	1.4	0.4	0.3
56	Apparel, accessory stores ¹ -----	56.0	54.1	21.2	20.9
561, 567	Men's, boys' apparel stores, custom tailors -----	62.4	53.8	29.3	22.6
562-3, 568	Women's clothing, specialty stores -----	60.9	62.9	25.0	29.4
562	Women's ready-to-wear stores ³ -----	65.5	66.3	25.6	30.5
565	Family clothing stores ³ -----	(D)	(D)	(D)	(D)
566	Shoe stores -----	(D)	44.0	(D)	17.0
564, 569	Other apparel, accessory stores -----	(D)	(D)	(D)	(D)
57	Furniture, home furnishings, equipment stores -----	35.1	22.6	13.6	9.3
5712	Furniture stores -----	24.1	15.8	8.2	6.6
5713-15, 19	Other home furnishings stores -----	28.0	29.9	14.9	15.0
572, 573	Household appliance, radio, television, music stores -----	56.1	34.4	22.2	12.5
58	Eating, drinking places -----	25.8	25.8	11.3	11.3
5812	Eating places -----	35.0	36.4	16.4	16.8
5813	Drinking places (alcoholic beverages) -----	8.5	8.1	3.3	3.3
59 pt. (591)	Drug stores, proprietary stores -----	17.1	17.4	5.3	6.4
59 ex. 591	Other retail stores ⁴ -----	33.0	37.1	12.1	15.6
592	Liquor stores -----	9.8	14.6	3.4	5.8
594	Book, stationery stores -----	67.8	65.6	42.3	38.8
595	Sporting goods stores, bicycle shops -----	(D)	49.6	(D)	17.1
597	Jewelry stores -----	68.9	69.4	32.6	36.2
5992	Florists -----	28.4	28.3	10.4	10.7
5996	Camera, photographic supply stores -----	(D)	63.0	(D)	45.7
	SELECTED SERVICES				
7011	Hotels, motels -----	52.3	79.3	28.7	48.0
783	Motion picture theaters -----	(D)	(D)	23.5	17.5

Standard Notes: - Represents zero. (D) Withheld to avoid disclosure. (NA) Not available.

¹1958 group totals for SIC 53 and 56 may include data for "nonemployer" establishments which could not be classified and tabulated by detailed kinds of business.

²Excludes nonstore retailers (i.e., mail order, direct selling, merchandise vending machine operators) part of SIC 53.

³1958 data limited to "employer" establishments.

⁴Includes data for those kinds of business in SIC 59 (ex. 591) not covered in any of the lines below.

TABLE 6. Other Major Retail Centers in the SMSA: 1963

MRC No. 1. Includes establishments in the area bounded by: Rodman, Sheridan Ave., Station, Both sides of Frankstown Ave. to Hamilton, north side of Penn Ave., Melmore Way, Shady Ave., Ravenna, Highland Ave., Alder, Greenbriar Way, Ravenna, Iron foot bridge, Centre Ave., Beatty, Mignonette, Euclid Ave., Kirkwood, Whitfield, Rural, and West side of Highland Ave. (Pittsburgh city, Allegheny County)

SIC code	Kind of business	Total	SIC code	Kind of business	Number of establishments
	Retail stores, total:				
	Number -----	241	55 ex. 554	Automotive Dealers -----	9
	Sales ----- \$1,000--	61 568	55 pt. (554)	Gasoline service stations -----	5
54, 58, 591	Convenience goods stores:		56	Apparel, accessory stores -----	50
	Number -----	87	561, 567	Men's, boys' apparel stores, custom tailors -----	12
	Sales ----- \$1,000--	9 705	562-3, 568	Women's clothing, specialty stores -----	20
53 part, 56, 57	Shopping goods stores:		562	Women's ready-to-wear stores -----	11
	Number -----	76	565	Family clothing stores -----	-
	Sales ----- \$1,000--	34 838	566	Shoe stores -----	15
52, 55, 59 ex. 591	All other stores:		564, 569	Other apparel, accessory stores -----	3
	Number -----	78	57	Furniture, home furnishings, equipment stores -----	19
	Sales ----- \$1,000--	17 025	5712	Furniture stores -----	9
			5713-15, 19	Other home furnishings stores -----	3
			572, 573	Household appliance, radio, television, music stores -----	7
	Retail stores, total -----	241	58	Eating, drinking places -----	56
52	Lumber, building materials, hardware, farm equipment dealers -----	10	5812	Eating places -----	29
5251	Hardware stores -----	1	5813	Drinking places (alcoholic beverages) -----	27
52 ex. 5251	Other -----	9	59 pt. (591)	Drug stores, proprietary stores -----	10
53 part	General merchandise group stores -----	7	59 ex. 591	Other retail stores -----	54
531	Department stores -----	3	592	Liquor stores -----	2
533	Limited price variety stores -----	2	594	Book, stationery stores -----	2
539	Miscellaneous general merchandise stores -----	2	595	Sporting goods stores, bicycle shops -----	2
			597	Jewelry stores -----	9
54	Food stores -----	21	5992	Florists -----	7
			5996	Camera, photographic supply stores -----	1

MRC No. 2. Includes the planned center known as "Miracle Mile Shopping Center" and establishments along William Penn Hwy. (Route 22) from Strochein Rd. to Fox Plan Rd. (Monroeville borough, Allegheny County)

SIC code	Kind of business	Total	SIC code	Kind of business	Number of establishments
	Retail stores, total:				
	Number -----	55	55 ex. 554	Automotive dealers -----	1
	Sales ----- \$1,000--	35 799	55 pt. (554)	Gasoline service stations -----	1
54, 58, 591	Convenience goods stores:		56	Apparel, accessory stores -----	13
	Number -----	15	561, 567	Men's, boys' apparel stores, custom tailors -----	3
	Sales ----- \$1,000--	10 689	562-3, 568	Women's clothing, specialty stores -----	4
53 part, 56, 57	Shopping goods stores:		562	Women's ready-to-wear stores -----	4
	Number -----	28	565	Family clothing stores -----	-
	Sales ----- \$1,000--	23 215	566	Shoe stores -----	4
52, 55, 59 ex. 591	All other stores:		564, 569	Other apparel, accessory stores -----	2
	Number -----	12	57	Furniture, home furnishings, equipment stores -----	8
	Sales ----- \$1,000--	1 895	5712	Furniture stores -----	2
			5713-15, 19	Other home furnishings stores -----	3
			572, 573	Household appliance, radio, television, music stores -----	3
	Retail stores, total -----	55	58	Eating, drinking places -----	1
52	Lumber, building materials, hardware, farm equipment dealers -----	4	5812	Eating places -----	1
5251	Hardware stores -----	2	5813	Drinking places (alcoholic beverages) -----	-
52 ex. 5251	Other -----	2	59 pt. (591)	Drug stores, proprietary stores -----	3
53 part	General merchandise group stores -----	7	59 ex. 591	Other retail stores -----	6
531	Department stores -----	2	592	Liquor stores -----	2
533	Limited price variety stores -----	3	594	Book, stationery stores -----	1
539	Miscellaneous general merchandise stores -----	2	595	Sporting goods stores, bicycle shops -----	1
			597	Jewelry stores -----	1
54	Food stores -----	11	5992	Florists -----	-
			5996	Camera, photographic supply stores -----	1

Standard Notes: - Represents zero. (D) Withheld to avoid disclosure. (NA) Not available.

TABLE 6. Other Major Retail Centers in the SMSA: 1963—Continued

MRC No. 3. Includes the planned center known as "Heights Plaza" on Freeport Rd. (Route 26) from Natrona St. to Spring Hill Rd. (Allegheny County)

SIC code	Kind of business	Total	SIC code	Kind of business	Number of establishments
	Retail stores, total:				
	Number -----	29	55 ex. 554	Automotive Dealers -----	1
	Sales ----- \$1,000 --	11 028	55 pt. (554)	Gasoline service stations -----	-
54, 58, 591	Convenience goods stores:		56	Apparel, accessory stores -----	9
	Number -----	10	561, 567	Men's, boys' apparel stores, custom tailors -----	2
	Sales ----- \$1,000 --	3 481	562-3, 568	Women's clothing, specialty stores -----	5
53 part, 56, 57	Shopping goods stores:		562	Women's ready-to-wear stores -----	3
	Number -----	14	565	Family clothing stores -----	-
	Sales ----- \$1,000 --	6 020	566	Shoe stores -----	2
52, 55, 59 ex. 591	All other stores:		564, 569	Other apparel, accessory stores -----	-
	Number -----	5	57	Furniture, home furnishings, equipment stores -----	3
	Sales ----- \$1,000 --	1 527	5712	Furniture stores -----	-
		Number of establishments	5713-15, 19	Other home furnishings stores -----	1
			572, 573	Household appliance, radio, television, music stores -----	2
	Retail stores, total -----	29	58	Eating, drinking places -----	3
52	Lumber, building materials, hardware, farm equipment dealers -----	1	5812	Eating places -----	3
5251	Hardware stores -----	1	5813	Drinking places (alcoholic beverages) -----	-
52 ex. 5251	Other -----	-	59 pt. (591)	Drug stores, proprietary stores -----	1
53 part	General merchandise group stores -----	2	59 ex. 591	Other retail stores -----	3
531	Department stores -----	1	592	Liquor stores -----	1
533	Limited price variety stores -----	1	594	Book, stationery stores -----	1
539	Miscellaneous general merchandise stores -----	-	595	Sporting goods stores, bicycle shops -----	-
			597	Jewelry stores -----	-
54	Food stores -----	6	5992	Florists -----	-
			5996	Camera, photographic supply stores -----	1

MRC No. 4. Includes the planned center known as "Northern Lights Shopping Center" on Brownsdale Rd. from Ninth St. to Anne St. (Economy borough, Beaver County)

SIC code	Kind of business	Total	SIC code	Kind of business	Number of establishments
	Retail stores, total:				
	Number -----	45	55 ex. 554	Automotive dealers -----	1
	Sales ----- \$1,000 --	21 517	55 pt. (554)	Gasoline service stations -----	1
54, 58, 591	Convenience goods stores:		56	Apparel, accessory stores -----	12
	Number -----	12	561, 567	Men's, boys' apparel stores, custom tailors -----	3
	Sales ----- \$1,000 --	6 345	562-3, 568	Women's clothing, specialty stores -----	5
53 part, 56, 57	Shopping goods stores:		562	Women's ready-to-wear stores -----	5
	Number -----	21	565	Family clothing stores -----	-
	Sales ----- \$1,000 --	13 514	566	Shoe stores -----	3
52, 55, 59 ex. 591	All other stores:		564, 569	Other apparel, accessory stores -----	1
	Number -----	12	57	Furniture, home furnishings, equipment stores -----	4
	Sales ----- \$1,000 --	1 658	5712	Furniture stores -----	1
		Number of establishments	5713-15, 19	Other home furnishings stores -----	-
			572, 573	Household appliance, radio, television, music stores -----	3
	Retail stores, total -----	45	58	Eating, drinking places -----	2
52	Lumber, building materials, hardware, farm equipment dealers -----	2	5812	Eating places -----	-
5251	Hardware stores -----	1	5813	Drinking places (alcoholic beverages) -----	2
52 ex. 5251	Other -----	1	59 pt. (591)	Drug stores, proprietary stores -----	2
53 part	General merchandise group stores -----	5	59 ex. 591	Other retail stores -----	7
531	Department stores -----	1	592	Liquor stores -----	3
533	Limited price variety stores -----	2	594	Book, stationery stores -----	-
539	Miscellaneous general merchandise stores -----	2	595	Sporting goods stores, bicycle shops -----	-
			597	Jewelry stores -----	2
54	Food stores -----	9	5992	Florists -----	-
			5996	Camera, photographic supply stores -----	1

Standard Notes: - Represents zero. (D) Withheld to avoid disclosure. (NA) Not available.

TABLE 6. Other Major Retail Centers in the SMSA: 1963—Continued

MRC No. 5. Includes the planned center known as "North Hills Village" at 4801 McKnight Rd. (Allegheny County)

SIC code	Kind of business	Total	SIC code	Kind of business	Number of establishments
	Retail stores, total:				
	Number -----	39	55 ex. 554	Automotive Dealers -----	1
	Sales ----- \$1,000--	17 157	55 pt. (554)	Gasoline service stations -----	-
54, 58, 591	Convenience goods stores:		56	Apparel, accessory stores -----	11
	Number -----	11	561, 567	Men's, boys' apparel stores, custom tailors -----	3
	Sales ----- \$1,000--	2 675	562-3, 568	Women's clothing, specialty stores -----	4
53 part, 56, 57	Shopping goods stores:		562	Women's ready-to-wear stores -----	2
	Number -----	16	565	Family clothing stores -----	-
	Sales ----- \$1,000--	12 780	566	Shoe stores -----	3
52, 55, 59 ex. 591	All other stores:		564, 569	Other apparel, accessory stores -----	1
	Number -----	12	57	Furniture, home furnishings, equipment stores -----	2
	Sales ----- \$1,000--	1 702	5712	Furniture stores -----	2
		Number of establishments	5713-15, 19	Other home furnishings stores -----	-
			572, 573	Household appliance, radio, television, music stores -----	-
	Retail stores, total -----	39	58	Eating, drinking places -----	2
52	Lumber, building materials, hardware, farm equipment dealers -----	2	5812	Eating places -----	2
5251	Hardware stores -----	1	5813	Drinking places (alcoholic beverages) -----	-
52 ex. 5251	Other -----	1	59 pt. (591)	Drug stores, proprietary stores -----	1
53 part	General merchandise group stores -----	3	59 ex. 591	Other retail stores -----	9
531	Department stores -----	1	592	Liquor stores -----	-
533	Limited price variety stores -----	2	594	Book, stationery stores -----	-
539	Miscellaneous general merchandise stores -----	-	595	Sporting goods stores, bicycle shops -----	1
			597	Jewelry stores -----	1
54	Food stores -----	8	5992	Florists -----	1
			5996	Camera, photographic supply stores -----	-

MRC No. 6. Includes establishments on East Ohio St. from Federal St. to Union Ave., on Sandusky St. from East Ohio St. to Stockton Ave., and on East Diamond St. from East Ohio St. to Federal St. (Pittsburgh city, Allegheny County)

SIC code	Kind of business	Total	SIC code	Kind of business	Number of establishments
	Retail stores, total:				
	Number -----	59	55 ex. 554	Automotive dealers -----	-
	Sales ----- \$1,000--	24 719	55 pt. (554)	Gasoline service stations -----	1
54, 58, 591	Convenience goods stores:		56	Apparel, accessory stores -----	10
	Number -----	37	561, 567	Men's, boys' apparel stores, custom tailors -----	4
	Sales ----- \$1,000--	3 839	562-3, 568	Women's clothing, specialty stores -----	2
53 part, 56, 57	Shopping goods stores:		562	Women's ready-to-wear stores -----	1
	Number -----	16	565	Family clothing stores -----	-
	Sales ----- \$1,000--	20 419	566	Shoe stores -----	4
52, 55, 59 ex. 591	All other stores:		564, 569	Other apparel, accessory stores -----	-
	Number -----	6	57	Furniture, home furnishings, equipment stores -----	3
	Sales ----- \$1,000--	46 1	5712	Furniture stores -----	3
		Number of establishments	5713-15, 19	Other home furnishings stores -----	-
			572, 573	Household appliance, radio, television, music stores -----	-
	Retail stores, total -----	59	58	Eating, drinking places -----	14
52	Lumber, building materials, hardware, farm equipment dealers -----	1	5812	Eating places -----	7
5251	Hardware stores -----	-	5813	Drinking places (alcoholic beverages) -----	7
52 ex. 5251	Other -----	1	59 pt. (591)	Drug stores, proprietary stores -----	3
53 part	General merchandise group stores -----	3	59 ex. 591	Other retail stores -----	4
531	Department stores -----	1	592	Liquor stores -----	-
533	Limited price variety stores -----	2	594	Book, stationery stores -----	-
539	Miscellaneous general merchandise stores -----	-	595	Sporting goods stores, bicycle shops -----	1
			597	Jewelry stores -----	1
54	Food stores -----	20	5992	Florists -----	-
			5996	Camera, photographic supply stores -----	-

Standard Notes: - Represents zero. (D) Withheld to avoid disclosure. (NA) Not available.

TABLE 6. Other Major Retail Centers in the SMSA: 1963—Continued

MRC No. 7. Includes the planned center known as "Whitehall Terrace Shopping Center" and establishments on Brownsville Rd. from Clairton Blvd. (Rte. 51) to Grad Rd. (Brentwood borough, Allegheny County)

SIC code	Kind of business	Total	SIC code	Kind of business	Number of establishments
	Retail stores, total:				
	Number -----	38	55 ex. 554	Automotive Dealers -----	-
	Sales ----- \$1,000	17 351	55 pt. (554)	Gasoline service stations -----	1
54, 58, 591	Convenience goods stores:		56	Apparel, accessory stores -----	7
	Number -----	12	561, 567	Men's, boys' apparel stores, custom tailors -----	1
	Sales ----- \$1,000	4 972	562-3, 568	Women's clothing, specialty stores -----	2
53 part, 56, 57	Shopping goods stores:		562	Women's ready-to-wear stores -----	1
	Number -----	12	565	Family clothing stores -----	-
	Sales ----- \$1,000	(D)	566	Shoe stores -----	3
52, 55, 59 ex. 591	All other stores:		564, 569	Other apparel, accessory stores -----	1
	Number -----	14	57	Furniture, home furnishings, equipment stores -----	3
	Sales ----- \$1,000	(D)	5712	Furniture stores -----	-
		Number of establishments	5713-15, 19	Other home furnishings stores -----	1
			572, 573	Household appliance, radio, television, music stores -----	2
	Retail stores, total -----	38	58	Eating, drinking places -----	4
52	Lumber, building materials, hardware, farm equipment dealers -----	-	5812	Eating places -----	1
5251	Hardware stores -----	-	5813	Drinking places (alcoholic beverages) -----	3
52 ex. 5251	Other -----	-	59 pt. (591)	Drug stores, proprietary stores -----	4
53 part	General merchandise group stores -----	2	59 ex. 591	Other retail stores -----	13
531	Department stores -----	1	592	Liquor stores -----	1
533	Limited price variety stores -----	1	594	Book, stationery stores -----	1
539	Miscellaneous general merchandise stores -----	-	595	Sporting goods stores, bicycle shops -----	1
			597	Jewelry stores -----	2
54	Food stores -----	4	5992	Florists -----	2
			5996	Camera, photographic supply stores -----	-

MRC No. 8. Includes the planned center known as "Banksville Plaza" at the intersection of Banksville Rd. and McMonagle Ave., and establishments along the 3000 - 3200 blocks inclusive of Banksville Rd. (Pittsburgh city, Allegheny Co.)

SIC code	Kind of business	Total	SIC code	Kind of business	Number of establishments
	Retail stores, total:				
	Number -----	13	55 ex. 554	Automotive dealers -----	-
	Sales ----- \$1,000	7 790	55 pt. (554)	Gasoline service stations -----	1
54, 58, 591	Convenience goods stores:		56	Apparel, accessory stores -----	-
	Number -----	8	561, 567	Men's, boys' apparel stores, custom tailors -----	-
	Sales ----- \$1,000	5 257	562-3, 568	Women's clothing, specialty stores -----	-
53 part, 56, 57	Shopping goods stores:		562	Women's ready-to-wear stores -----	-
	Number -----	3	565	Family clothing stores -----	-
	Sales ----- \$1,000	(D)	566	Shoe stores -----	-
52, 55, 59 ex. 591	All other stores:		564, 569	Other apparel, accessory stores -----	-
	Number -----	2	57	Furniture, home furnishings, equipment stores -----	2
	Sales ----- \$1,000	(D)	5712	Furniture stores -----	-
		Number of establishments	5713-15, 19	Other home furnishings stores -----	1
			572, 573	Household appliance, radio, television, music stores -----	1
	Retail stores, total -----	13	58	Eating, drinking places -----	4
52	Lumber, building materials, hardware, farm equipment dealers -----	-	5812	Eating places -----	2
5251	Hardware stores -----	1	5813	Drinking places (alcoholic beverages) -----	2
52 ex. 5251	Other -----	-	59 pt. (591)	Drug stores, proprietary stores -----	1
53 part	General merchandise group stores -----	1	59 ex. 591	Other retail stores -----	-
531	Department stores -----	1	592	Liquor stores -----	-
533	Limited price variety stores -----	-	594	Book, stationery stores -----	-
539	Miscellaneous general merchandise stores -----	-	595	Sporting goods stores, bicycle shops -----	-
			597	Jewelry stores -----	-
54	Food stores -----	3	5992	Florists -----	-
			5996	Camera, photographic supply stores -----	-

Standard Notes: - Represents zero. (D) Withheld to avoid disclosure. (NA) Not available.

TABLE 6. Other Major Retail Centers in the SMSA: 1963—Continued

MRC No. 9. Includes establishments on Washington Rd. from Academy Ave. to Lebanon Ave. (Mt. Lebanon borough, Allegheny County)

SIC code	Kind of business	Total	SIC code	Kind of business	Number of establishments
	Retail stores, total:				
	Number	45	55 ex. 554	Automotive Dealers	1
	Sales	11 051	55 pt. (554)	Gasoline service stations	-
54, 58, 591	Convenience goods stores:		56	Apparel, accessory stores	8
	Number	15	561, 567	Men's, boys' apparel stores, custom tailors	1
	Sales	1 956	562-3, 568	Women's clothing, specialty stores	5
53 part, 56, 57	Shopping goods stores:		562	Women's ready-to-wear stores	1
	Number	13	565	Family clothing stores	-
	Sales	4 277	566	Shoe stores	2
52, 55, 59 ex. 591	All other stores:		564, 569	Other apparel, accessory stores	-
	Number	17	57	Furniture, home furnishings, equipment stores	2
	Sales	4 818	5712	Furniture stores	-
		Number of establishments	5713-15, 19	Other home furnishings stores	1
			572, 573	Household appliance, radio, television, music stores	1
	Retail stores, total	45	58	Eating, drinking places	3
52	Lumber, building materials, hardware, farm equipment dealers	3	5812	Eating places	2
5251	Hardware stores	1	5813	Drinking places (alcoholic beverages)	1
52 ex. 5251	Other	2	59 pt. (591)	Drug stores, proprietary stores	4
53 part	General merchandise group stores	3	59 ex. 591	Other retail stores	13
531	Department stores	1	592	Liquor stores	1
533	Limited price variety stores	1	594	Book, stationery stores	1
539	Miscellaneous general merchandise stores	1	595	Sporting goods stores, bicycle shops	1
			597	Jewelry stores	2
54	Food stores	8	5992	Florists	3
			5996	Camera, photographic supply stores	1

MRC No. 10. Includes the planned center known as "Southland Shopping Center" and establishments in the 500 and 600 blocks of Clairton Blvd. (Route 51) (Pleasant Hills borough, Allegheny Co.)

SIC code	Kind of business	Total	SIC code	Kind of business	Number of establishments
	Retail stores, total:				
	Number	32	55 ex. 554	Automotive dealers	1
	Sales	13 481	55 pt. (554)	Gasoline service stations	1
54, 58, 591	Convenience goods stores:		56	Apparel, accessory stores	9
	Number	8	561, 567	Men's, boys' apparel stores, custom tailors	1
	Sales	4 031	562-3, 568	Women's clothing, specialty stores	3
53 part, 56, 57	Shopping goods stores:		562	Women's ready-to-wear stores	1
	Number	14	565	Family clothing stores	-
	Sales	8 300	566	Shoe stores	4
52, 55, 59 ex. 591	All other stores:		564, 569	Other apparel, accessory stores	1
	Number	10	57	Furniture, home furnishings, equipment stores	3
	Sales	1 150	5712	Furniture stores	2
		Number of establishments	5713-15, 19	Other home furnishings stores	-
			572, 573	Household appliance, radio, television, music stores	1
	Retail stores, total	32	58	Eating, drinking places	2
52	Lumber, building materials, hardware, farm equipment dealers	2	5812	Eating places	1
5251	Hardware stores	1	5813	Drinking places (alcoholic beverages)	1
52 ex. 5251	Other	1	59 pt. (591)	Drug stores, proprietary stores	1
53 part	General merchandise group stores	2	59 ex. 591	Other retail stores	6
531	Department stores	1	592	Liquor stores	2
533	Limited price variety stores	1	594	Book, stationery stores	-
539	Miscellaneous general merchandise stores	-	595	Sporting goods stores, bicycle shops	-
			597	Jewelry stores	1
54	Food stores	5	5992	Florists	1
			5996	Camera, photographic supply stores	1

Standard Notes: - Represents zero. (D) Withheld to avoid disclosure. (NA) Not available.

TABLE 6. Other Major Retail Centers in the SMSA: 1963—Continued

MRC No. 11 Includes establishments in the area bounded by: George H. Lysle Blvd., Ryan Alley, Coursin St., south side of Fifth Ave., Sinclair St., Shaw Ave., east side of Walnut St., Eighth Ave., Market St., Sixth Ave., and Water St. (McKeesport, Allegheny County)

SIC code	Kind of business	Total	SIC code	Kind of business	Number of establishments
	Retail stores, total:				
	Number -----	177	55 ex. 554	Automotive Dealers -----	8
	Sales ----- \$1,000	40 278	55 pt. (554)	Gasoline service stations -----	-
54, 58, 591	Convenience goods stores:		56	Apparel, accessory stores -----	40
	Number -----	64	561, 567	Men's, boys' apparel stores, custom tailors -----	9
	Sales ----- \$1,000	7 356	562-3, 568	Women's clothing, specialty stores -----	15
53 part, 56, 57	Shopping goods stores:		562	Women's ready-to-wear stores -----	9
	Number -----	62	565	Family clothing stores -----	3
	Sales ----- \$1,000	22 414	566	Shoe stores -----	11
52, 55, 59 ex. 591	All other stores:		564, 569	Other apparel, accessory stores -----	2
	Number -----	51	57	Furniture, home furnishings, equipment stores -----	15
	Sales ----- \$1,000	10 508	5712	Furniture stores -----	6
		Number of establishments	5713-15, 19	Other home furnishings stores -----	1
			572, 573	Household appliance, radio, television, music stores -----	8
	Retail stores, total -----	177	58	Eating, drinking places -----	34
52	Lumber, building materials, hardware, farm equipment dealers -----	12	5812	Eating places -----	17
5251	Hardware stores -----	2	5813	Drinking places (alcoholic beverages) -----	17
52 ex. 5251	Other -----	10	59 pt. (591)	Drug stores, proprietary stores -----	7
53 part	General merchandise group stores -----	7	59 ex. 591	Other retail stores -----	31
531	Department stores -----	1	592	Liquor stores -----	1
533	Limited price variety stores -----	3	594	Book, stationery stores -----	2
539	Miscellaneous general merchandise stores -----	3	595	Sporting goods stores, bicycle shops -----	2
			597	Jewelry stores -----	8
54	Food stores -----	23	5992	Florists -----	5
			5996	Camera, photographic supply stores -----	1

MRC No. 12. Includes the planned center known as "Eastland Shopping Center" extending along the 800 block of East Pittsburgh-McKeesport Blvd. (McKeesport, Allegheny Co.)

SIC code	Kind of business	Total	SIC code	Kind of business	Number of establishments
	Retail stores, total:				
	Number -----	42	55 ex. 554	Automotive dealers -----	-
	Sales ----- \$1,000	12 958	55 pt. (554)	Gasoline service stations -----	1
54, 58, 591	Convenience goods stores:		56	Apparel, accessory stores -----	16
	Number -----	12	561, 567	Men's, boys' apparel stores, custom tailors -----	3
	Sales ----- \$1,000	1 332	562-3, 568	Women's clothing, specialty stores -----	5
53 part, 56, 57	Shopping goods stores:		562	Women's ready-to-wear stores -----	3
	Number -----	24	565	Family clothing stores -----	1
	Sales ----- \$1,000	11 231	566	Shoe stores -----	5
52, 55, 59 ex. 591	All other stores:		564, 569	Other apparel, accessory stores -----	2
	Number -----	6	57	Furniture, home furnishings, equipment stores -----	4
	Sales ----- \$1,000	395	5712	Furniture stores -----	1
		Number of establishments	5713-15, 19	Other home furnishings stores -----	-
			572, 573	Household appliance, radio, television, music stores -----	3
	Retail stores, total -----	42	58	Eating, drinking places -----	1
52	Lumber, building materials, hardware, farm equipment dealers -----	3	5812	Eating places -----	1
5251	Hardware stores -----	-	5813	Drinking places (alcoholic beverages) -----	-
52 ex. 5251	Other -----	3	59 pt. (591)	Drug stores, proprietary stores -----	2
53 part	General merchandise group stores -----	4	59 ex. 591	Other retail stores -----	2
531	Department stores -----	2	592	Liquor stores -----	-
533	Limited price variety stores -----	1	594	Book, stationery stores -----	-
539	Miscellaneous general merchandise stores -----	1	595	Sporting goods stores, bicycle shops -----	-
			597	Jewelry stores -----	1
54	Food stores -----	9	5992	Florists -----	-
			5996	Camera, photographic supply stores -----	-

Standard Notes: - Represents zero. (D) Withheld to avoid disclosure. (NA) Not available. † Revised.

TABLE 6. Other Major Retail Centers in the SMSA: 1963—Continued

MRC No. 13. Includes establishments along the 3700 - 3800 blocks of William Penn Hwy. (Route 22) (Monroeville borough, Allegheny County)

SIC code	Kind of business	Total	SIC code	Kind of business	Number of establishments
	Retail stores, total:				
	Number -----	21	55 ex. 554	Automotive Dealers -----	4
	Sales ----- \$1,000	12 902	55 pt. (554)	Gasoline service stations -----	4
54, 58, 591	Convenience goods stores:		56	Apparel, accessory stores -----	-
	Number -----	6	561, 567	Men's, boys' apparel stores, custom tailors -----	-
	Sales ----- \$1,000	1 114	562-3, 568	Women's clothing, specialty stores -----	-
53 part, 56, 57	Shopping goods stores:		562	Women's ready-to-wear stores -----	-
	Number -----	5	565	Family clothing stores -----	-
	Sales ----- \$1,000	6 462	566	Shoe stores -----	-
52, 55, 59 ex. 591	All other stores:		564, 569	Other apparel, accessory stores -----	-
	Number -----	10	57	Furniture, home furnishings, equipment stores -----	2
	Sales ----- \$1,000	5 326	5712	Furniture stores -----	1
		Number of establishments	5713-15, 19	Other home furnishings stores -----	-
			572, 573	Household appliance, radio, television, music stores -----	1
	Retail stores, total -----	21	58	Eating, drinking places -----	5
52	Lumber, building materials, hardware, farm equipment dealers -----	-	5812	Eating places -----	5
5251	Hardware stores -----	-	5813	Drinking places (alcoholic beverages) -----	-
52 ex. 5251	Other -----	-	59 pt. (591)	Drug stores, proprietary stores -----	-
53 part	General merchandise group stores -----	3	59 ex. 591	Other retail stores -----	2
531	Department stores -----	1	592	Liquor stores -----	-
533	Limited price variety stores -----	-	594	Book, stationery stores -----	-
539	Miscellaneous general merchandise stores -----	2	595	Sporting goods stores, bicycle shops -----	-
			597	Jewelry stores -----	-
54	Food stores -----	1	5992	Florists -----	-
			5996	Camera, photographic supply stores -----	-

MRC No. 14. Includes the planned center known as "East Hills Shopping Center" and establishments at the intersection of Frankstown Rd. and Robinson Blvd. (Penn Hills township, Allegheny Co.)

SIC code	Kind of business	Total	SIC code	Kind of business	Number of establishments
	Retail stores, total:				
	Number -----	49	55 ex. 554	Automotive dealers -----	1
	Sales ----- \$1,000	22 247	55 pt. (554)	Gasoline service stations -----	1
54, 58, 591	Convenience goods stores:		56	Apparel, accessory stores -----	14
	Number -----	14	561, 567	Men's, boys' apparel stores, custom tailors -----	2
	Sales ----- \$1,000	6 991	562-3, 568	Women's clothing, specialty stores -----	7
53 part, 56, 57	Shopping goods stores:		562	Women's ready-to-wear stores -----	4
	Number -----	22	565	Family clothing stores -----	-
	Sales ----- \$1,000	14 142	566	Shoe stores -----	4
52, 55, 59 ex. 591	All other stores:		564, 569	Other apparel, accessory stores -----	1
	Number -----	13	57	Furniture, home furnishings, equipment stores -----	3
	Sales ----- \$1,000	1 114	5712	Furniture stores -----	1
		Number of establishments	5713-15, 19	Other home furnishings stores -----	-
			572, 573	Household appliance, radio, television, music stores -----	2
	Retail stores, total -----	49	58	Eating, drinking places -----	2
52	Lumber, building materials, hardware, farm equipment dealers -----	2	5812	Eating places -----	2
5251	Hardware stores -----	1	5813	Drinking places (alcoholic beverages) -----	-
52 ex. 5251	Other -----	1	59 pt. (591)	Drug stores, proprietary stores -----	1
53 part	General merchandise group stores -----	5	59 ex. 591	Other retail stores -----	9
531	Department stores -----	1	592	Liquor stores -----	1
533	Limited price variety stores -----	2	594	Book, stationery stores -----	2
539	Miscellaneous general merchandise stores -----	2	595	Sporting goods stores, bicycle shops -----	-
			597	Jewelry stores -----	2
54	Food stores -----	11	5992	Florists -----	-
			5996	Camera, photographic supply stores -----	-

Standard Notes: - Represents zero. (D) Withheld to avoid disclosure. (NA) Not available.

TABLE 6. Other Major Retail Centers in the SMSA: 1963—Continued

MRC No. 15. Includes establishments in the 7200 block of McKnight Rd. (Allegheny County)

SIC code	Kind of business	Total	SIC code	Kind of business	Number of establishments
	Retail stores, total:				
	Number -----	10	55 ex. 554	Automotive Dealers -----	-
	Sales ----- \$1,000--	7 207	55 pt. (554)	Gasoline service stations -----	2
54, 58, 591	Convenience goods stores:		56	Apparel, accessory stores -----	1
	Number -----	4	561, 567	Men's, boys' apparel stores, custom tailors -----	-
	Sales ----- \$1,000--	1 731	562-3, 568	Women's clothing, specialty stores -----	-
53 part, 56, 57	Shopping goods stores:		562	Women's ready-to-wear stores -----	-
	Number -----	4	565	Family clothing stores -----	-
	Sales ----- \$1,000--	(D)	566	Shoe stores -----	1
52, 55, 59 ex. 591	All other stores:		564, 569	Other apparel, accessory stores -----	-
	Number -----	2	57	Furniture, home furnishings, equipment stores -----	2
	Sales ----- \$1,000--	(D)	5712	Furniture stores -----	1
		Number of establishments	5713-15, 19	Other home furnishings stores -----	1
			572, 573	Household appliance, radio, television, music stores -----	1
	Retail stores, total -----	10	58	Eating, drinking places -----	1
52	Lumber, building materials, hardware, farm equipment dealers -----	-	5812	Eating places -----	1
5251	Hardware stores -----	-	5813	Drinking places (alcoholic beverages) -----	-
52 ex. 5251	Other -----	-	59 pt. (591)	Drug stores, proprietary stores -----	1
53 part	General merchandise group stores -----	1	59 ex. 591	Other retail stores -----	-
531	Department stores -----	1	592	Liquor stores -----	-
533	Limited price variety stores -----	-	594	Book, stationery stores -----	-
539	Miscellaneous general merchandise stores -----	-	595	Sporting goods stores, bicycle shops -----	-
			597	Jewelry stores -----	-
			5992	Florists -----	-
54	Food stores -----	2	5996	Camera, photographic supply stores -----	-

MRC No. 16. Includes the planned center known as "Northway Mall" and establishments on McKnight Rd. from Babcock Blvd. to Northway Mall Rd. (Allegheny County)

SIC code	Kind of business	Total	SIC code	Kind of business	Number of establishments
	Retail stores, total:				
	Number -----	59	55 ex. 554	Automotive dealers -----	-
	Sales ----- \$1,000--	18 681	55 pt. (554)	Gasoline service stations -----	1
54, 58, 591	Convenience goods stores:		56	Apparel, accessory stores -----	19
	Number -----	16	561, 567	Men's, boys' apparel stores, custom tailors -----	3
	Sales ----- \$1,000--	5 815	562-3, 568	Women's clothing, specialty stores -----	9
53 part, 56, 57	Shopping goods stores:		562	Women's ready-to-wear stores -----	3
	Number -----	29	565	Family clothing stores -----	-
	Sales ----- \$1,000--	11 781	566	Shoe stores -----	6
52, 55, 59 ex. 591	All other stores:		564, 569	Other apparel, accessory stores -----	1
	Number -----	14	57	Furniture, home furnishings, equipment stores -----	6
	Sales ----- \$1,000--	1 085	5712	Furniture stores -----	-
		Number of establishments	5713-15, 19	Other home furnishings stores -----	2
			572, 573	Household appliance, radio, television, music stores -----	4
	Retail stores, total -----	59	58	Eating, drinking places -----	3
52	Lumber, building materials, hardware, farm equipment dealers -----	2	5812	Eating places -----	2
5251	Hardware stores -----	1	5813	Drinking places (alcoholic beverages) -----	1
52 ex. 5251	Other -----	1	59 pt. (591)	Drug stores, proprietary stores -----	1
53 part	General merchandise group stores -----	4	59 ex. 591	Other retail stores -----	11
531	Department stores -----	1	592	Liquor stores -----	-
533	Limited price variety stores -----	2	594	Book, stationery stores -----	2
539	Miscellaneous general merchandise stores -----	1	595	Sporting goods stores, bicycle shops -----	1
			597	Jewelry stores -----	2
			5992	Florists -----	1
54	Food stores -----	12	5996	Camera, photographic supply stores -----	1

Standard Notes: - Represents zero. (D) Withheld to avoid disclosure. (NA) Not available.

TABLE 6. Other Major Retail Centers in the SMSA: 1963—Continued

MRC No. 17. Includes both sides of Seventh Ave. from Fourth St. to Seventeenth St. (Beaver Falls, Beaver County)

SIC code	Kind of business	Total	SIC code	Kind of business	Number of establishments
	Retail stores, total:				
	Number -----	133	55 ex. 554	Automotive Dealers -----	6
	Sales ----- \$1,000--	22 668	55 pt. (554)	Gasoline service stations -----	3
54, 58, 591	Convenience goods stores:		56	Apparel, accessory stores -----	42
	Number -----	39	561, 567	Men's, boys' apparel stores, custom tailors -----	8
	Sales ----- \$1,000--	5 647	562-3, 568	Women's clothing, specialty stores -----	20
53 part, 56, 57	Shopping goods stores:		562	Women's ready-to-wear stores -----	11
	Number -----	64	565	Family clothing stores -----	3
	Sales ----- \$1,000--	12 414	566	Shoe stores -----	10
52, 55, 59 ex. 591	All other stores:		564, 569	Other apparel, accessory stores -----	1
	Number -----	30	57	Furniture, home furnishings, equipment stores -----	12
	Sales ----- \$1,000--	4 607	5712	Furniture stores -----	5
			5713-15, 19	Other home furnishings stores -----	3
			572, 573	Household appliance, radio, television, music stores -----	4
	Retail stores, total -----	133	58	Eating, drinking places -----	21
52	Lumber, building materials, hardware, farm equipment dealers -----	5	5812	Eating places -----	10
5251	Hardware stores -----	1	5813	Drinking places (alcoholic beverages) -----	11
52 ex. 5251	Other -----	4	59 pt. (591)	Drug stores, proprietary stores -----	6
53 part	General merchandise group stores -----	10	59 ex. 591	Other retail stores -----	16
531	Department stores -----	2	592	Liquor stores -----	1
533	Limited price variety stores -----	3	594	Book, stationery stores -----	2
539	Miscellaneous general merchandise stores -----	5	595	Sporting goods stores, bicycle shops -----	1
			597	Jewelry stores -----	8
54	Food stores -----	12	5992	Florists -----	1
			5996	Camera, photographic supply stores -----	-

MRC No. 18. Includes establishments on Main St. from Spruce Ave. to Railroad St., on Chestnut St. from Jefferson Ave. to N. College St., and on E. Wheeling St. from Main to S. College St. (Washington city, Washington County)

SIC code	Kind of business	Total	SIC code	Kind of business	Number of establishments
	Retail stores, total:				
	Number -----	147	55 ex. 554	Automotive dealers -----	4
	Sales ----- \$1,000--	27 333	55 pt. (554)	Gasoline service stations -----	1
54, 58, 591	Convenience goods stores:		56	Apparel, accessory stores -----	43
	Number -----	43	561, 567	Men's, boys' apparel stores, custom tailors -----	10
	Sales ----- \$1,000--	5 733	562-3, 568	Women's clothing, specialty stores -----	16
53 part, 56, 57	Shopping goods stores:		562	Women's ready-to-wear stores -----	9
	Number -----	68	565	Family clothing stores -----	3
	Sales ----- \$1,000--	17 223	566	Shoe stores -----	11
52, 55, 59 ex. 591	All other stores:		564, 569	Other apparel, accessory stores -----	3
	Number -----	36	57	Furniture, home furnishings, equipment stores -----	15
	Sales ----- \$1,000--	4 377	5712	Furniture stores -----	5
			5713-15, 19	Other home furnishings stores -----	3
			572, 573	Household appliance, radio, television, music stores -----	7
	Retail stores, total -----	147	58	Eating, drinking places -----	26
52	Lumber, building materials, hardware, farm equipment dealers -----	10	5812	Eating places -----	15
5251	Hardware stores -----	2	5813	Drinking places (alcoholic beverages) -----	11
52 ex. 5251	Other -----	8	59 pt. (591)	Drug stores, proprietary stores -----	7
53 part	General merchandise group stores -----	10	59 ex. 591	Other retail stores -----	21
531	Department stores -----	1	592	Liquor stores -----	1
533	Limited price variety stores -----	4	594	Book, stationery stores -----	1
539	Miscellaneous general merchandise stores -----	5	595	Sporting goods stores, bicycle shops -----	2
			597	Jewelry stores -----	7
54	Food stores -----	10	5992	Florists -----	1
			5996	Camera, photographic supply stores -----	1

Standard Notes: - Represents zero. (D) Withheld to avoid disclosure. (NA) Not available.

TABLE 6. Other Major Retail Centers in the SMSA: 1963—Continued

MRC No. 19. Includes establishments on McKean Ave. and Fallowfield Ave. from Fourth St. to Seventh St., and on Fifth St. from McKean Ave. to Washington Ave. (Charleoi, Washington County)

SIC code	Kind of business	Total	SIC code	Kind of business	Number of establishments
	Retail stores, total:				
	Number -----	104	55 ex. 554	Automotive Dealers -----	4
	Sales ----- \$1,000	15 527	55 pt. (554)	Gasoline service stations -----	-
54, 58, 591	Convenience goods stores:		56	Apparel, accessory stores -----	29
	Number -----	31	561, 567	Men's, boys' apparel stores, custom tailors -----	6
	Sales ----- \$1,000	2 418	562-3, 568.	Women's clothing, specialty stores -----	13
53 part, 56, 57	Shopping goods stores:		562	Women's ready-to-wear stores -----	10
	Number -----	51	565	Family clothing stores -----	-
	Sales ----- \$1,000	11 227	566	Shoe stores -----	8
52, 55, 59 ex. 591	All other stores:		564, 569	Other apparel, accessory stores -----	2
	Number -----	22	57	Furniture, home furnishings, equipment stores -----	13
	Sales ----- \$1,000	1 882	5712	Furniture stores -----	4
		Number of establishments	5713-15, 19	Other home furnishings stores -----	-
	Retail stores, total -----	104	572, 573	Household appliance, radio, television, music stores -----	9
52	Lumber, building materials, hardware, farm equipment dealers -----	7	58	Eating, drinking places -----	14
5251	Hardware stores -----	3	5812	Eating places -----	8
52 ex. 5251	Other -----	4	5813	Drinking places (alcoholic beverages) -----	6
53 part	General merchandise group stores -----	9	59 pt. (591)	Drug stores, proprietary stores -----	6
531	Department stores -----	2	59 ex. 591	Other retail stores -----	11
533	Limited price variety stores -----	2	592	Liquor stores -----	-
539	Miscellaneous general merchandise stores -----	5	594	Book, stationery stores -----	-
		11	595	Sporting goods stores, bicycle shops -----	4
54	Food stores -----	11	597	Jewelry stores -----	4
			5992	Florists -----	2
			5996	Camera, photographic supply stores -----	2

MRC No. 20. Includes establishments in the area bounded by Penn R.R., east side of Main, Third, west side of Pennsylvania Ave. (Greensburg, Westmoreland County)

SIC code	Kind of business	Total	SIC code	Kind of business	Number of establishments
	Retail stores, total:				
	Number -----	94	55 ex. 554	Automotive dealers -----	1
	Sales ----- \$1,000	19 360	55 pt. (554)	Gasoline service stations -----	-
54, 58, 591	Convenience goods stores:		56	Apparel, accessory stores -----	29
	Number -----	22	561, 567	Men's, boys' apparel stores, custom tailors -----	6
	Sales ----- \$1,000	2 556	562-3, 568	Women's clothing, specialty stores -----	10
53 part, 56, 57	Shopping goods stores:		562	Women's ready-to-wear stores -----	6
	Number -----	43	565	Family clothing stores -----	3
	Sales ----- \$1,000	14 908	566	Shoe stores -----	10
52, 55, 59 ex. 591	All other stores:		564, 569	Other apparel, accessory stores -----	-
	Number -----	29	57	Furniture, home furnishings, equipment stores -----	10
	Sales ----- \$1,000	1 896	5712	Furniture stores -----	3
		Number of establishments	5713-15, 19	Other home furnishings stores -----	4
	Retail stores, total -----	94	572, 573	Household appliance, radio, television, music stores -----	3
52	Lumber, building materials, hardware, farm equipment dealers -----	4	58	Eating, drinking places -----	10
5251	Hardware stores -----	2	5812	Eating places -----	8
52 ex. 5251	Other -----	2	5813	Drinking places (alcoholic beverages) -----	2
53 part	General merchandise group stores -----	4	59 pt. (591)	Drug stores, proprietary stores -----	6
531	Department stores -----	1	59 ex. 591	Other retail stores -----	24
533	Limited price variety stores -----	2	592	Liquor stores -----	-
539	Miscellaneous general merchandise stores -----	1	594	Book, stationery stores -----	1
		6	595	Sporting goods stores, bicycle shops -----	2
54	Food stores -----	6	597	Jewelry stores -----	6
			5992	Florists -----	3
			5996	Camera, photographic supply stores -----	1

Standard Notes: - Represents zero. (D) Withheld to avoid disclosure. (NA) Not available.

TABLE 6. Other Major Retail Centers in the SMSA: 1963—Continued


MRC No. 21. Includes establishments on Ligonier St. from P. R.R. to Spring St.; on Main St. from Jefferson St. to Alexandria St.; on Weldon St. from Jefferson St. to Ligonier St.; and on Depot St. from Ligonier St. to Alexandria St. (Latrobe, Westmoreland Co.)

SIC code	Kind of business	Total	SIC code	Kind of business	Number of establishments
	Retail stores, total:				
	Number -----	68	55 ex. 554	Automotive Dealers -----	3
	Sales ----- \$1,000--	8 709	55 pt. (554)	Gasoline service stations -----	1
54, 58, 591	Convenience goods stores:		56	Apparel, accessory stores -----	16
	Number -----	24	561, 567	Men's, boys' apparel stores, custom tailors -----	4
	Sales ----- \$1,000--	2 281	562-3, 568	Women's clothing, specialty stores -----	7
53 part, 56, 57	Shopping goods stores:		562	Women's ready-to-wear stores -----	6
	Number -----	26	565	Family clothing stores -----	-
	Sales ----- \$1,000--	4 419	566	Shoe stores -----	4
52, 55, 59 ex. 591	All other stores:		564, 569	Other apparel, accessory stores -----	1
	Number -----	18	57	Furniture, home furnishings, equipment stores -----	6
	Sales ----- \$1,000--	2 009	5712	Furniture stores -----	2
		Number of establishments	5713-15, 19	Other home furnishings stores -----	2
			572, 573	Household appliance, radio, television, music stores -----	2
	Retail stores, total -----	68	58	Eating, drinking places -----	14
52	Lumber, building materials, hardware, farm equipment dealers -----	2	5812	Eating places -----	8
5251	Hardware stores -----	-	5813	Drinking places (alcoholic beverages) -----	6
52 ex. 5251	Other -----	2	59 pt. (591)	Drug stores, proprietary stores -----	4
53 part	General merchandise group stores -----	4	59 ex. 591	Other retail stores -----	12
531	Department stores -----	1	592	Liquor stores -----	1
533	Limited price variety stores -----	1	594	Book, stationery stores -----	1
539	Miscellaneous general merchandise stores -----	2	595	Sporting goods stores, bicycle shops -----	1
			597	Jewelry stores -----	5
54	Food stores -----	6	5992	Florists -----	-
			5996	Camera, photographic supply stores -----	1

MRC No. 22. Includes establishments in the area bounded by Eleventh St., East side of Fifth Ave., Seventh St., Ivy Alley, Eighth St., Cherry Alley, South side of Ninth St., Third Ave., North side of Ninth St., and Cherry Alley (New Kensington, Westmoreland County)

SIC code	Kind of business	Total	SIC code	Kind of business	Number of establishments
	Retail stores, total:				
	Number -----	150	55 ex. 554	Automotive dealers -----	7
	Sales ----- \$1,000--	25 982	55 pt. (554)	Gasoline service stations -----	1
54, 58, 591	Convenience goods stores:		56	Apparel, accessory stores -----	35
	Number -----	50	561, 567	Men's, boys' apparel stores, custom tailors -----	8
	Sales ----- \$1,000--	3 461	562-3, 568	Women's clothing, specialty stores -----	12
53 part, 56, 57	Shopping goods stores:		562	Women's ready-to-wear stores -----	7
	Number -----	60	565	Family clothing stores -----	2
	Sales ----- \$1,000--	14 807	566	Shoe stores -----	11
52, 55, 59 ex. 591	All other stores:		564, 569	Other apparel, accessory stores -----	2
	Number -----	40	57	Furniture, home furnishings, equipment stores -----	19
	Sales ----- \$1,000--	7 714	5712	Furniture stores -----	6
		Number of establishments	5713-15, 19	Other home furnishings stores -----	2
			572, 573	Household appliance, radio, television, music stores -----	11
	Retail stores, total -----	150	58	Eating, drinking places -----	32
52	Lumber, building materials, hardware, farm equipment dealers -----	3	5812	Eating places -----	15
5251	Hardware stores -----	3	5813	Drinking places (alcoholic beverages) -----	17
52 ex. 5251	Other -----	-	59 pt. (591)	Drug stores, proprietary stores -----	8
53 part	General merchandise group stores -----	6	59 ex. 591	Other retail stores -----	29
531	Department stores -----	2	592	Liquor stores -----	2
533	Limited price variety stores -----	1	594	Book, stationery stores -----	2
539	Miscellaneous general merchandise stores -----	3	595	Sporting goods stores, bicycle shops -----	2
			597	Jewelry stores -----	9
54	Food stores -----	10	5992	Florists -----	6
			5996	Camera, photographic supply stores -----	1

Standard Notes: - Represents zero. (D) Withheld to avoid disclosure. (NA) Not available.



Portland, Oreg.-Wash., SMSA

CONTENTS

[Page numbers listed here omit the chapter prefix, 80-, which appears as part of number for each page]

	page
Standard Metropolitan Statistical Area Map	1
Chart on Retail Sales: 1963 and 1958	3
TABLE 1 The Central Business District: 1963 and 1958	4
2 The City: 1963 and 1958	5
3 The Standard Metropolitan Statistical Area: 1963 and 1958	6
4 CBD, City, SMSA—Sales Comparisons: 1958 and 1963	7
5 CBD Sales as Percent of City and SMSA Sales: 1963 and 1958	8
6 Other Major Retail Centers in the SMSA: 1963	9

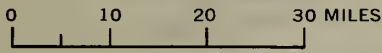
Financial Statement of the Corporation

Balance Sheet	
Assets	Liabilities and Equity
Current Assets	Current Liabilities
Cash	Accounts Payable
Accounts Receivable	Notes Payable
Inventory	Other Liabilities
Prepaid Expenses	Total Current Liabilities
Other Current Assets	
Property, Plant, and Equipment	Equity
Land	Common Stock
Buildings	Retained Earnings
Equipment	Total Equity
Other PPE	
Total Assets	Total Liabilities and Equity

PORTLAND, OREG.-WASH.

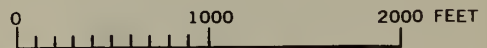
Standard Metropolitan Statistical Area, Central Business District, and Major Retail Centers

STANDARD METROPOLITAN
STATISTICAL AREA
& CENTRAL CITY



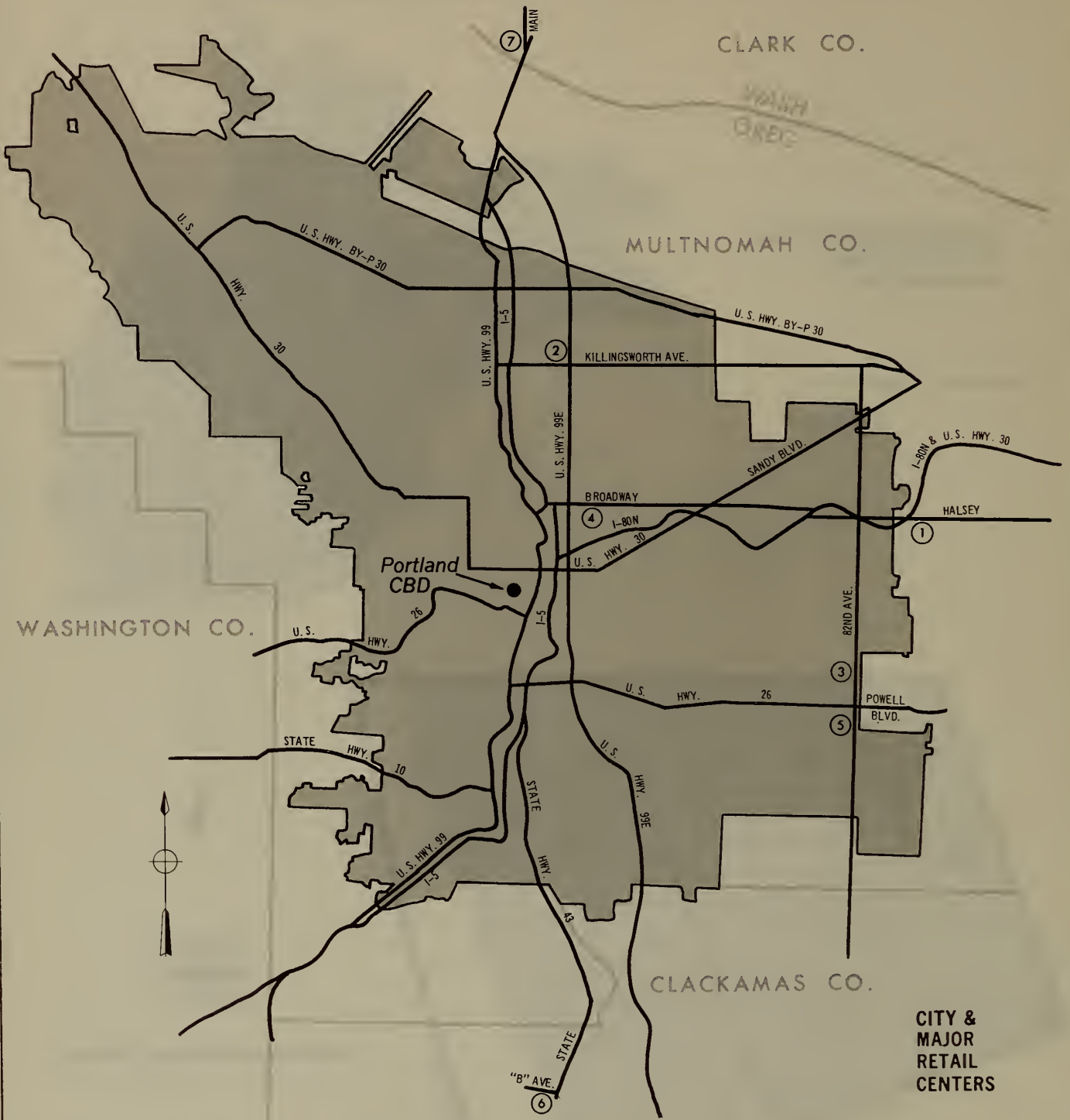
CENTRAL
BUSINESS
DISTRICT

Comprising Census Tracts 53 and 54



PORTLAND, OREG.-WASH.

Standard Metropolitan Statistical Area, Central Business District, and Major Retail Centers




CITY & MAJOR RETAIL CENTERS

- Central Business District
- ① Major Retail Centers




Portland SMSA

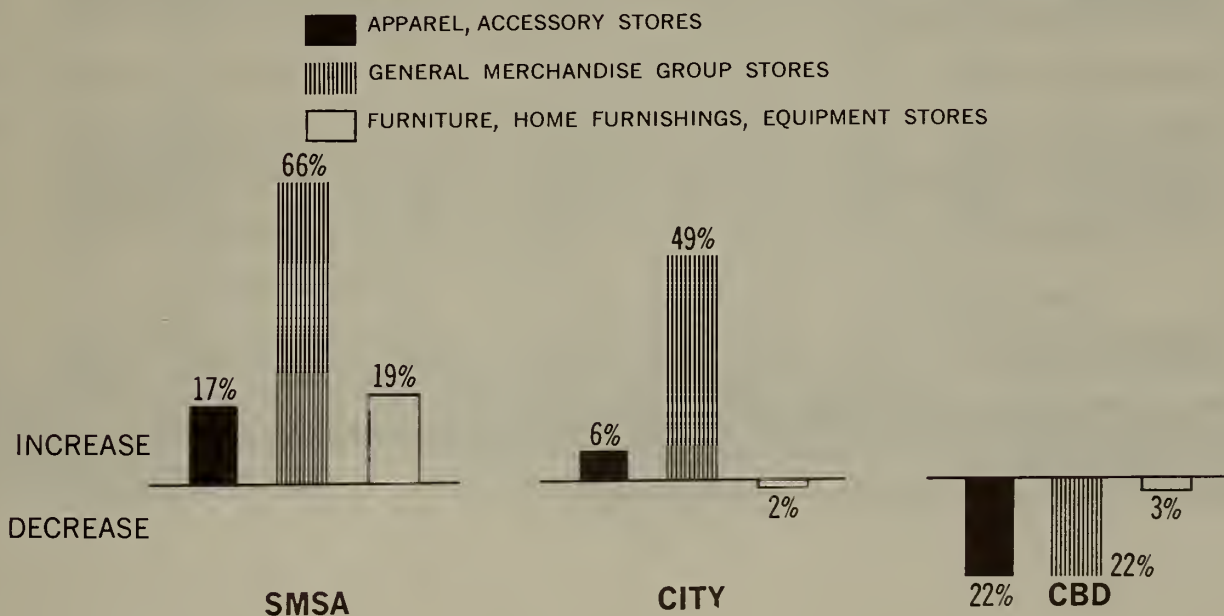
Retail Sales: 1958 and 1963 IN MILLIONS OF DOLLARS



Portland



Percent Change in Sales, 1958-1963 by Types of Stores



1963 CENSUS OF BUSINESS, U.S. Department of Commerce, Bureau of the Census

TABLE 1. The Central Business District: 1963 and 1958

SIC code	Kind of business	1963				1958 ¹		
		Estab- lish- ments (number)	Sales (\$1,000)	Payroll, entire year (\$1,000)	Paid employees, workweek ended nearest Nov. 15 (number)	Estab- lish- ments (number)	Sales (\$1,000)	Payroll, entire year (\$1,000)
RETAIL STORES								
	Total ² -----	578	145 642	27 343	8 547	688	171 824	30 506
52	Lumber, building materials, hardware, farm equip- ment dealers -----	13	2 229	267	46	16	2 139	312
5251	Hardware stores -----	4	236	32	8	5	1 344	225
52 ex. 5251	Other -----	9	1 993	235	38	11	795	87
53 part ³	General merchandise group stores ² -----	13	59 324	10 873	3 968	13	75 720	13 859
531	Department stores -----	3	54 210	9 867	3 556	3	68 740	12 612
533	Limited price variety stores -----	4	(D)	(D)	(D)	3	6 748	1 213
539	Miscellaneous general merchandise stores -----	6	(D)	(D)	(D)	7	232	34
54	Food stores -----	56	5 952	677	163	83	9 035	841
55 ex. 554	Automotive dealers -----	5	737	139	21	5	1 268	219
55 pt. (554)	Gasoline service stations -----	14	962	154	29	23	1 390	135
56	Apparel, accessory stores -----	90	25 058	4 573	1 224	117	32 238	5 318
561, 567	Men's, boys' apparel stores, custom tailors -----	37	6 152	1 108	240	38	7 962	1 513
562-3, 568	Women's clothing, specialty stores -----	32	12 203	2 414	714	49	14 312	2 406
562	Women's ready-to-wear stores ³ -----	21	11 393	2 269	684	32	13 258	2 221
565	Family clothing stores ³ -----	3	(D)	(D)	(D)	2	(D)	(D)
566	Shoe stores -----	17	3 552	608	130	24	5 362	878
564, 569	Other apparel, accessory stores -----	1	(D)	(D)	(D)	4	(D)	(D)
57	Furniture, home furnishings, equipment stores -----	48	10 072	1 697	323	48	10 360	1 936
5712	Furniture stores -----	10	4 804	858	157	9	4 906	917
5713-15, 19	Other home furnishings stores -----	13	1 701	368	67	13	1 978	467
572, 573	Household appliance, radio, television, music stores -----	25	3 567	471	99	26	3 476	552
58	Eating, drinking places -----	150	16 784	4 741	1 821	175	15 484	4 392
5812	Eating places -----	100	11 802	3 562	1 413	118	11 652	3 691
5813	Drinking places (alcoholic beverages) -----	50	4 982	1 179	408	57	3 832	701
59 pt. (591)	Drug stores, proprietary stores -----	24	4 046	819	217	28	5 414	836
59 ex. 591	Other retail stores ⁴ -----	165	20 478	3 403	735	180	18 776	2 658
592	Liquor stores -----	5	(D)	(D)	(D)	8	3 086	103
594	Book, stationery stores -----	10	1 667	396	74	11	1 024	243
595	Sporting goods stores, bicycle shops -----	6	840	83	27	8	1 366	112
597	Jewelry stores -----	30	5 218	914	187	37	5 522	982
5992	Florists -----	10	1 028	295	71	11	1 053	233
5996	Camera, photographic supply stores -----	4	(D)	(D)	(D)	2	(D)	(D)
SELECTED SERVICES								
7011	Hotels, motels -----	56	11 205	4 063	1 455	61	9 829	3 517
783	Motion picture theaters -----	11	1 804	552	186	10	1 647	488

Standard Notes: - Represents zero. (D) Withheld to avoid disclosure. (NA) Not available.

¹1958 group totals for SIC 53 and 56 may include data for "nonemployer" establishments which could not be classified and tabulated by detailed kinds of business.

²Excludes nonstore retailers (i.e., mail order, direct selling, merchandise vending machine operators) part of SIC 53.

³1958 data limited to "employer" establishments.

⁴Includes data for those kinds of business in SIC 59 (ex. 591) not covered in any of the lines below.

TABLE 2. The City: 1963 and 1958

SIC code	Kind of business	1963				1958 ¹		
		Estab- lish- ments (number)	Sales (\$1,000)	Payroll, entire year (\$1,000)	Paid employees, workweek ended nearest Nov. 15 (number)	Estab- lish- ments (number)	Sales (\$1,000)	Payroll, entire year (\$1,000)
	RETAIL STORES							
	Total ² -----	3 284	723 718	98 529	27 537	4 203	647 161	82 599
52	Lumber, building materials, hardware, farm equip- ment dealers -----	126	17 789	2 635	513	212	27 408	3 681
5251	Hardware stores -----	45	3 888	473	116	72	5 546	629
52 ex. 5251	Other -----	81	13 901	2 162	397	140	21 862	3 052
53 part ³	General merchandise group stores ² -----	76	171 833	25 721	8 417	112	115 234	19 433
531	Department stores -----	9	116 132	19 431	6 484	7	(D)	(D)
533	Limited price variety stores -----	37	13 562	(D)	(D)	51	10 493	1 731
539	Miscellaneous general merchandise stores -----	30	42 139	(D)	(D)	(NA)	(NA)	(NA)
54	Food stores -----	478	116 451	10 285	2 309	765	148 711	11 798
55 ex. 554	Automotive dealers -----	213	154 233	15 690	2 674	263	110 638	11 253
55 pt. (554)	Gasoline service stations -----	442	37 285	3 876	1 222	537	39 108	3 494
56	Apparel, accessory stores -----	204	43 586	7 340	2 000	233	41 067	6 250
561, 567	Men's, boys' apparel stores, custom tailors -----	53	9 796	1 706	367	53	8 407	1 519
562-3, 568	Women's clothing, specialty stores -----	73	20 623	3 689	1 127	92	17 060	2 687
562	Women's ready-to-wear stores ³ -----	50	18 726	3 445	1 053	52	15 252	2 444
565	Family clothing stores ³ -----	17	4 196	574	185	16	7 463	897
566	Shoe stores -----	54	8 554	1 312	295	45	(D)	(D)
564, 569	Other apparel, accessory stores -----	7	417	59	26	13	(D)	(D)
57	Furniture, home furnishings, equipment stores -----	228	34 548	5 429	1 066	284	35 358	5 166
5712	Furniture stores -----	80	12 682	2 010	379	80	(D)	(D)
5713-15, 19	Other home furnishings stores -----	61	5 043	1 045	233	62	(D)	(D)
572, 573	Household appliance, radio, television, music stores -----	87	16 823	2 374	454	142	15 944	2 098
58	Eating, drinking places -----	882	62 533	15 746	6 481	1 061	54 132	12 774
5812	Eating places -----	552	45 320	12 258	5 196	674	38 250	10 375
5813	Drinking places (alcoholic beverages) -----	330	17 213	3 488	1 285	387	15 882	2 399
59 pt. (591)	Drug stores, proprietary stores -----	116	15 499	2 590	732	146	17 218	2 408
59 ex. 591	Other retail stores ⁴ -----	519	69 961	9 217	2 123	590	58 287	6 342
592	Liquor stores -----	41	18 025	906	253	40	16 926	609
594	Book, stationery stores -----	22	2 896	564	128	25	2 542	542
595	Sporting goods stores, bicycle shops -----	31	3 180	389	127	51	3 115	(D)
597	Jewelry stores -----	50	6 974	1 172	257	67	6 067	1 002
5992	Florists -----	37	2 579	622	143	(NA)	(NA)	(NA)
5996	Camera, photographic supply stores -----	9	1 623	215	36	(NA)	(NA)	(NA)
	SELECTED SERVICES							
7011	Hotels, motels -----	172	22 060	7 331	2 570	198	13 058	(D)
783	Motion picture theaters -----	28	2 930	(D)	(D)	41	3 586	924

Standard Notes: - Represents zero. (D) Withheld to avoid disclosure. (NA) Not available.

¹1958 group totals for SIC 53 and 56 may include data for "nonemployer" establishments which could not be classified and tabulated by detailed kinds of business.

²Excludes nonstore retailers (i.e., mail order, direct selling, merchandise vending machine operators) part of SIC 53.

³1958 data limited to "employer" establishments.

⁴Includes data for those kinds of business in SIC 59 (ex. 591) not covered in any of the lines below.

TABLE 3. The Standard Metropolitan Statistical Area: 1963 and 1958

SIC code	Kind of business	1963				1958 ¹		
		Estab- lish- ments	Sales	Payroll, entire year	Paid employees, workweek ended nearest Nov. 15	Estab- lish- ments	Sales	Payroll, entire year
		(number)	(\$1,000)	(\$1,000)	(number)	(number)	(\$1,000)	(\$1,000)
	RETAIL STORES							
	Total ² -----	6 595	1 242 786	155 388	43 326	7 267	993 116	115 746
52	Lumber, building materials, hardware, farm equip- ment dealers -----	372	51 618	6 468	1 361	488	54 650	6 646
5251	Hardware stores -----	125	9 205	993	279	151	11 121	1 158
52 ex. 5251	Other -----	247	42 413	5 475	1 082	337	43 529	5 488
53 part ²	General merchandise group stores ² -----	194	216 983	30 453	10 023	241	131 015	21 149
531	Department stores -----	17	135 414	21 341	7 243	8	102 832	17 589
533	Limited price variety stores -----	91	19 578	3 241	1 344	106	(D)	(D)
539	Miscellaneous general merchandise stores -----	86	61 991	5 871	1 436	83	(D)	(D)
54	Food stores -----	1 013	260 945	22 798	5 147	1 315	265 094	19 968
55 ex. 554	Automotive dealers -----	453	270 575	26 401	4 624	444	175 389	17 105
55 pt. (554)	Gasoline service stations -----	1 022	79 447	7 557	2 559	1 028	68 051	5 508
56	Apparel, accessory stores -----	359	59 041	9 252	2 574	369	50 548	7 372
561, 567	Men's, boys' apparel stores, custom tailors -----	80	12 812	2 058	451	73	9 689	1 642
562-3, 568	Women's clothing, specialty stores -----	122	24 932	4 207	1 315	129	19 607	3 047
562	Women's ready-to-wear stores ³ -----	83	21 219	3 755	1 162	84	17 615	2 780
565	Family clothing stores ³ -----	39	7 421	946	311	33	(D)	(D)
566	Shoe stores -----	95	12 592	1 884	434	82	9 402	(D)
564, 569	Other apparel, accessory stores -----	23	1 284	157	63	30	(D)	(D)
57	Furniture, home furnishings, equipment stores -----	425	56 516	8 499	1 718	442	47 698	6 754
5712	Furniture stores -----	189	24 053	3 500	697	132	19 307	2 679
5713-15, 19	Other home furnishings stores -----	86	7 693	1 597	341	82	6 777	1 280
572, 573	Household appliance, radio, television, music stores -----	150	24 770	3 402	680	228	21 614	2 795
58	Eating, drinking places -----	1 552	102 044	25 358	10 603	1 677	78 227	18 325
5812	Eating places -----	1 004	75 923	20 257	8 687	1 069	54 925	14 969
5813	Drinking places (alcoholic beverages) -----	548	26 121	5 101	1 916	608	23 302	3 356
59 pt. (591)	Drug stores, proprietary stores -----	220	36 521	5 516	1 566	231	28 840	4 076
59 ex. 591	Other retail stores ⁴ -----	985	109 096	13 086	3 151	1 032	93 604	8 843
592	Liquor stores -----	96	29 100	1 512	460	88	24 802	946
594	Book, stationery stores -----	29	3 096	589	142	31	2 852	565
595	Sporting goods stores, bicycle shops -----	60	4 143	494	155	92	4 479	424
597	Jewelry stores -----	81	8 674	1 424	320	95	7 279	1 152
5992	Florists -----	81	3 846	780	206	105	5 041	831
5996	Camera, photographic supply stores -----	13	1 927	252	52	16	1 188	138
	SELECTED SERVICES							
7011	Hotels, motels -----	274	25 140	8 102	2 831	318	15 461	4 931
783	Motion picture theaters -----	59	4 655	1 220	521	73	5 113	1 284

¹Standard Notes: - Represents zero. (D) Withheld to avoid disclosure. (NA) Not available.

²1958 group totals for SIC 53 and 56 may include data for "nonemployer" establishments which could not be classified and tabulated by detailed kinds of business.

³Excludes nonstore retailers (i.e., mail order, direct selling, merchandise vending machine operators) part of SIC 53.

⁴1958 data limited to "employer" establishments.

⁵Includes data for those kinds of business in SIC 59 (ex. 591) not covered in any of the lines below.

TABLE 4. CBD, City, SMSA—Sales Comparisons: 1958 and 1963

SIC code	Kind of business	Percent change in sales			Percent distribution of sales					
		Central business district	City	Standard metropolitan statistical area	Central business district		City		Standard metropolitan statistical area	
					1963	1958	1963	1958	1963	1958
	RETAIL STORES									
	Total ² -----	-15.2	11.8	25.1	100.0	100.0	100.0	100.0	100.0	100.0
52	Lumber, building materials, hardware, farm equipment dealers -----	4.2	-35.1	-5.6	1.5	1.2	2.5	4.2	4.1	5.5
5251	Hardware stores -----	-82.4	-29.9	-17.2	0.1	0.8	0.6	0.8	0.7	1.1
52 ex. 5251	Other -----	150.7	-36.4	-2.6	1.4	0.4	1.9	3.4	3.4	4.4
53 part ¹	General merchandise group stores ^{1,2} -----	-21.7	49.1	65.6	40.7	44.1	23.7	17.8	17.5	13.2
531	Department stores -----	-21.1	(D)	31.7	37.2	40.0	16.0	(D)	10.9	10.4
533	Limited price variety stores -----	(D)	29.3	(D)	(D)	3.9	1.9	1.6	1.6	(D)
539	Miscellaneous general merchandise stores -----	(D)	(NA)	(D)	(D)	0.2	5.8	(NA)	5.0	(D)
54	Food stores -----	-34.1	-21.7	-1.6	4.1	5.3	16.1	23.0	21.0	26.7
55 ex. 554	Automotive dealers -----	-41.9	39.4	54.3	0.5	0.7	21.3	17.1	21.8	17.7
55 pt. (554)	Gasoline service stations -----	-30.8	-4.7	16.8	0.7	0.8	5.2	6.0	6.4	6.8
56	Apparel, accessory stores ¹ -----	-22.3	6.1	16.8	17.2	18.8	6.0	6.3	4.8	5.1
561, 567	Men's, boys' apparel stores, custom tailors -----	-22.7	16.5	32.2	4.2	4.6	1.3	1.3	1.1	1.0
562-3, 568	Women's clothing, specialty stores -----	-14.7	20.9	27.2	8.4	8.3	2.8	2.6	2.0	2.0
562	Women's ready-to-wear stores ³ -----	-14.1	22.8	20.5	7.8	7.7	2.6	2.4	1.7	1.8
565	Family clothing stores ³ -----	(D)	-43.8	(D)	(D)	(D)	0.6	1.2	0.6	(D)
566	Shoe stores -----	-33.8	(D)	33.9	2.4	3.1	1.2	(D)	1.0	1.0
564, 569	Other apparel, accessory stores -----	(D)	(D)	(D)	(D)	(D)	0.1	(D)	0.1	(D)
57	Furniture, home furnishings, equipment stores -----	-2.8	-2.3	18.5	6.9	6.0	4.8	5.5	4.5	4.8
5712	Furniture stores -----	-2.1	(D)	24.6	3.3	2.9	1.8	(D)	1.9	1.9
5713-15, 19	Other home furnishings stores -----	-14.0	(D)	13.5	1.2	1.1	0.7	(D)	0.6	0.7
572, 573	Household appliance, radio, television, music stores -----	2.6	5.5	14.6	2.4	2.0	2.3	2.5	2.0	2.2
58	Eating, drinking places -----	8.4	15.5	30.5	11.5	9.0	8.6	8.4	8.2	7.9
5812	Eating places -----	1.3	18.5	38.2	8.1	6.8	6.2	5.9	6.1	5.5
5813	Drinking places (alcoholic beverages) -----	30.0	8.4	12.1	3.4	2.2	2.4	2.5	2.1	2.4
59 pt. (591)	Drug stores, proprietary stores -----	-25.3	-10.0	26.6	2.8	3.2	2.1	2.7	2.9	2.9
59 ex. 591	Other retail stores ⁴ -----	9.1	20.0	16.6	14.1	10.9	9.7	9.0	8.8	9.4
592	Liquor stores -----	(D)	6.5	17.3	(D)	1.8	2.5	2.6	2.3	2.5
594	Book, stationery stores -----	62.8	13.9	8.6	1.1	0.6	0.4	0.4	0.2	0.3
595	Sporting goods stores, bicycle shops -----	-38.5	2.1	-7.5	0.6	0.8	0.4	0.5	0.3	0.5
597	Jewelry stores -----	-5.5	15.0	19.2	3.6	3.2	1.0	0.9	0.7	0.7
5992	Florists -----	-2.4	(NA)	-23.7	0.7	0.6	0.4	(NA)	0.3	0.5
5996	Camera, photographic supply stores -----	(D)	(NA)	62.2	(D)	(D)	0.2	(NA)	0.2	0.1
	SELECTED SERVICES									
7011	Hotels, motels -----	14.0	68.9	62.6	(X)	(X)	(X)	(X)	(X)	(X)
783	Motion picture theaters -----	9.5	-18.3	-9.0	(X)	(X)	(X)	(X)	(X)	(X)

Standard Notes: - Represents zero. (D) Withheld to avoid disclosure. (NA) Not available. (X) Not applicable. (-) Minus sign before number denotes decrease.
¹1958 group totals for SIC 53 and 56 may include data for "nonemployer" establishments which could not be classified and tabulated by detailed kinds of business.
²Excludes nonstore retailers (i.e., mail order, direct selling, merchandise vending machine operators) part of SIC 53.
³1958 data limited to "employer" establishments.
⁴Includes data for those kinds of business in SIC 59 (ex. 591) not covered in any of the lines below.

TABLE 5. CBD Sales as Percent of City and SMSA Sales: 1963 and 1958

SIC code	Kind of business	Central business district sales as—			
		Percent of city sales		Percent of standard metropolitan statistical area sales	
		1963	1958	1963	1958
	RETAIL STORES				
	Total ² -----	20.1	26.6	11.7	17.3
52	Lumber, building materials, hardware, farm equipment dealers -----	12.5	7.8	4.3	3.9
5251	Hardware stores -----	6.1	24.2	2.6	12.1
52 ex. 5251	Other -----	14.3	3.6	4.7	1.8
53 part ²	General merchandise group stores ^{1,2} -----	34.5	65.7	27.3	57.8
531	Department stores -----	46.7	(D)	40.0	66.9
533	Limited price variety stores -----	(D)	64.3	(D)	(D)
539	Miscellaneous general merchandise stores -----	(D)	(NA)	(D)	(D)
54	Food stores -----	5.1	6.1	2.3	3.4
55 ex. 554	Automotive dealers -----	0.5	1.2	0.3	0.7
55 pt. (554)	Gasoline service stations -----	2.6	3.6	1.2	2.0
56	Apparel, accessory stores ¹ -----	57.5	78.5	42.4	63.8
561, 567	Men's, boys' apparel stores, custom tailors -----	62.8	94.7	48.0	82.2
562-3, 568	Women's clothing, specialty stores -----	59.2	83.9	49.0	73.0
562	Women's ready-to-wear stores ³ -----	60.8	86.9	53.7	75.3
565	Family clothing stores ³ -----	(D)	(D)	(D)	(D)
566	Shoe stores -----	41.5	(D)	28.2	57.0
564, 569	Other apparel, accessory stores -----	(D)	(D)	(D)	(D)
57	Furniture, home furnishings, equipment stores -----	29.2	29.3	17.8	21.7
5712	Furniture stores -----	37.9	(D)	20.0	25.4
5713-15, 19	Other home furnishings stores -----	33.7	(D)	22.1	29.2
572, 573	Household appliance, radio, television, music stores -----	21.2	21.8	14.4	16.1
58	Eating, drinking places -----	26.8	28.6	16.5	19.8
5812	Eating places -----	26.0	30.5	15.5	21.2
5813	Drinking places (alcoholic beverages) -----	28.9	24.1	19.1	16.4
59 pt. (591)	Drug stores, proprietary stores -----	26.1	31.4	11.1	18.8
59 ex. 591	Other retail stores ⁴ -----	29.4	32.2	18.8	20.1
592	Liquor stores -----	(D)	18.2	(D)	12.4
594	Book, stationery stores -----	57.6	40.3	53.8	35.9
595	Sporting goods stores, bicycle shops -----	26.4	43.9	20.3	30.5
597	Jewelry stores -----	74.8	91.0	60.2	75.9
5992	Florists -----	39.9	(NA)	26.7	20.9
5996	Camera, photographic supply stores -----	(D)	(NA)	(D)	(D)
	SELECTED SERVICES				
7011	Hotels, motels -----	50.8	75.3	44.6	63.6
783	Motion picture theaters -----	61.6	45.9	38.8	32.2

Standard Notes: — Represents zero. (D) Withheld to avoid disclosure. (NA) Not available.

¹1958 group totals for SIC 53 and 56 may include data for "nonemployer" establishments which could not be classified and tabulated by detailed kinds of business.

²Excludes nonstore retailers (i.e., mail order, direct selling, merchandise vending machine operators) part of SIC 53.

³1958 data limited to "employer" establishments.

⁴Includes data for those kinds of business in SIC 59 (ex. 591) not covered in any of the lines below.

TABLE 6. Other Major Retail Centers in the SMSA: 1963

MRC No. 1. Includes the planned center known as "Gateway Shopping Center" and establishments in the area bounded by: N.E. Halsey, N.E. 102nd Ave., N.E. Weidler, N.E. 108th Ave., N.E. 108th Ave. extended, N.E. Wasco extended, N.E. Wasco, Rear property line of lots on east side of N.E. 102nd Ave., Rear property line of lots on south side of N.E. Multnomah, and N.E. 99th Ave.

SIC code	Kind of business	Total	SIC code	Kind of business	Number of establishments
	Retail stores, total:				
	Number -----	53	55 ex. 554	Automotive Dealers -----	1
	Sales ----- \$1,000	15 504	55 pt. (554)	Gasoline service stations -----	5
54, 58, 591	Convenience goods stores:		56	Apparel, accessory stores -----	7
	Number -----	13	561, 567	Men's, boys' apparel stores, custom tailors -----	-
	Sales ----- \$1,000	2 387	562-3, 568	Women's clothing, specialty stores -----	2
53 part, 56, 57	Shopping goods stores:		562	Women's ready-to-wear stores -----	1
	Number -----	19	565	Family clothing stores -----	1
	Sales ----- \$1,000	10 470	566	Shoe stores -----	3
52, 55, 59 ex. 591	All other stores:		564, 569	Other apparel, accessory stores -----	1
	Number -----	21	57	Furniture, home furnishings, equipment stores -----	7
	Sales ----- \$1,000	2 647	5712	Furniture stores -----	-
		Number of establishments	5713-15, 19	Other home furnishings stores -----	2
			572, 573	Household appliance, radio, television, music stores -----	5
	Retail stores, total -----	53	58	Eating, drinking places -----	8
52	Lumber, building materials, hardware, farm equipment dealers -----	3	5812	Eating places -----	3
5251	Hardware stores -----	1	5813	Drinking places (alcoholic beverages) -----	5
52 ex. 5251	Other -----	2	59 pt. (591)	Drug stores, proprietary stores -----	1
53 part	General merchandise group stores -----	5	59 ex. 591	Other retail stores -----	12
531	Department stores -----	1	592	Liquor stores -----	1
533	Limited price variety stores -----	2	594	Book, stationery stores -----	-
539	Miscellaneous general merchandise stores -----	2	595	Sporting goods stores, bicycle shops -----	1
			597	Jewelry stores -----	2
54	Food stores -----	4	5992	Florists -----	1
			5996	Camera, photographic supply stores -----	-

MRC No. 2. Includes the establishments on N.E. Union Ave. from N.E. Sumner St. to N.E. Jessup St., and on N.E. Killingsworth Ave. from N.E. Mallory Ave. to N.E. 6th Ave.

SIC code	Kind of business	Total	SIC code	Kind of business	Number of establishments
	Retail stores, total:				
	Number -----	23	55 ex. 554	Automotive dealers -----	1
	Sales ----- \$1,000	15 610	55 pt. (554)	Gasoline service stations -----	2
54, 58, 591	Convenience goods stores:		56	Apparel, accessory stores -----	2
	Number -----	2	561, 567	Men's, boys' apparel stores, custom tailors -----	1
	Sales ----- \$1,000	(D)	562-3, 568	Women's clothing, specialty stores -----	-
53 part, 56, 57	Shopping goods stores:		562	Women's ready-to-wear stores -----	-
	Number -----	9	565	Family clothing stores -----	1
	Sales ----- \$1,000	(D)	566	Shoe stores -----	1
52, 55, 59 ex. 591	All other stores:		564, 569	Other apparel, accessory stores -----	-
	Number -----	12	57	Furniture, home furnishings, equipment stores -----	3
	Sales ----- \$1,000	(D)	5712	Furniture stores -----	2
		Number of establishments	5713-15, 19	Other home furnishings stores -----	-
			572, 573	Household appliance, radio, television, music stores -----	1
	Retail stores, total -----	23	58	Eating, drinking places -----	1
52	Lumber, building materials, hardware, farm equipment dealers -----	3	5812	Eating places -----	1
5251	Hardware stores -----	1	5813	Drinking places (alcoholic beverages) -----	-
52 ex. 5251	Other -----	2	59 pt. (591)	Drug stores, proprietary stores -----	-
53 part	General merchandise group stores -----	4	59 ex. 591	Other retail stores -----	6
531	Department stores -----	1	592	Liquor stores -----	-
533	Limited price variety stores -----	2	594	Book, stationery stores -----	-
539	Miscellaneous general merchandise stores -----	1	595	Sporting goods stores, bicycle shops -----	2
			597	Jewelry stores -----	2
54	Food stores -----	1	5992	Florists -----	1
			5996	Camera, photographic supply stores -----	-

Standard Notes: - Represents zero. (D) Withheld to avoid disclosure. (NA) Not available.

TABLE 6. Other Major Retail Centers in the SMSA: 1963—Continued

MRC No. 3. Includes establishments on S.E. 82nd Ave. from S.E. Lincoln St. to S.E. Brooklyn St.

SIC code	Kind of business	Total	SIC code	Kind of business	Number of establishments
	Retail stores, total:				
	Number	22	55 ex. 554	Automotive Dealers	6
	Sales	12 257	55 pt. (554)	Gasoline service stations	2
54, 58, 591	Convenience goods stores:		56	Apparel, accessory stores	-
	Number	8	561, 567	Men's, boys' apparel stores, custom tailors	-
	Sales	4 675	562-3, 568	Women's clothing, specialty stores	-
53 part, 56, 57	Shopping goods stores:		562	Women's ready-to-wear stores	-
	Number	3	565	Family clothing stores	-
	Sales	(D)	566	Shoe stores	-
52, 55, 59 ex. 591	All other stores:		564, 569	Other apparel, accessory stores	-
	Number	11	57	Furniture, home furnishings, equipment stores	1
	Sales	(D)	5712	Furniture stores	1
		Number of establishments	5713-15, 19	Other home furnishings stores	-
			572, 573	Household appliance, radio, television, music stores	-
	Retail stores, total	22	58	Eating, drinking places	6
52	Lumber, building materials, hardware, farm equipment dealers	2	5812	Eating places	4
5251	Hardware stores	1	5813	Drinking places (alcoholic beverages)	2
52 ex. 5251	Other	1	59 pt. (591)	Drug stores, proprietary stores	-
53 part	General merchandise group stores	2	59 ex. 591	Other retail stores	1
531	Department stores	2	592	Liquor stores	-
533	Limited price variety stores	-	594	Book, stationery stores	-
539	Miscellaneous general merchandise stores	-	595	Sporting goods stores, bicycle shops	-
			597	Jewelry stores	-
54	Food stores	2	5992	Florists	1
			5996	Camera, photographic supply stores	-

MRC No. 4. Includes the planned center known as "Lloyd Center" and establishments in the area bounded by: N.E. Schuyler, N.E. 15th Ave., N.E. Multnomah, N.E. 11th Ave., N.E. Holladay, and N.E. 9th Ave.

SIC code	Kind of business	Total	SIC code	Kind of business	Number of establishments
	Retail stores, total:				
	Number	108	55 ex. 554	Automotive dealers	-
	Sales	58 655	55 pt. (554)	Gasoline service stations	4
54, 58, 591	Convenience goods stores:		56	Apparel, accessory stores	35
	Number	27	561, 567	Men's, boys' apparel stores, custom tailors	9
	Sales	8 278	562-3, 568	Women's clothing, specialty stores	13
53 part, 56, 57	Shopping goods stores:		562	Women's ready-to-wear stores	6
	Number	52	565	Family clothing stores	2
	Sales	45 844	566	Shoe stores	10
52, 55, 59 ex. 591	All other stores:		564, 569	Other apparel, accessory stores	1
	Number	29	57	Furniture, home furnishings, equipment stores	12
	Sales	4 533	5712	Furniture stores	3
		Number of establishments	5713-15, 19	Other home furnishings stores	5
			572, 573	Household appliance, radio, television, music stores	4
	Retail stores, total	108	58	Eating, drinking places	14
52	Lumber, building materials, hardware, farm equipment dealers	1	5812	Eating places	10
5251	Hardware stores	-	5813	Drinking places (alcoholic beverages)	4
52 ex. 5251	Other	1	59 pt. (591)	Drug stores, proprietary stores	4
53 part	General merchandise group stores	5	59 ex. 591	Other retail stores	24
531	Department stores	2	592	Liquor stores	2
533	Limited price variety stores	2	594	Book, stationery stores	1
539	Miscellaneous general merchandise stores	1	595	Sporting goods stores, bicycle shops	1
			597	Jewelry stores	5
54	Food stores	9	5992	Florists	2
			5996	Camera, photographic supply stores	2

Standard Notes: - Represents zero. (D) Withheld to avoid disclosure. (NA) Not available.

TABLE 6. Other Major Retail Centers in the SMSA: 1963—Continued

MRC No. 5. Includes the planned center known as "Eastport Plaza" and establishments on S.E. 82nd Ave. from S.E. Bush St. to S.E. Holgate Blvd.

SIC code	Kind of business	Total	SIC code	Kind of business	Number of establishments
	Retail stores, total:				
	Number -----	36	55 ex. 554	Automotive Dealers -----	5
	Sales ----- \$1,000--	17 555	55 pt. (554)	Gasoline service stations -----	1
54, 58, 591	Convenience goods stores:		56	Apparel, accessory stores -----	10
	Number -----	8	561, 567	Men's, boys' apparel stores, custom tailors -----	2
	Sales ----- \$1,000--	4 653	562-3, 568	Women's clothing, specialty stores -----	4
53 part, 56, 57	Shopping goods stores:		562	Women's ready-to-wear stores -----	4
	Number -----	17	565	Family clothing stores -----	-
	Sales ----- \$1,000--	10 690	566	Shoe stores -----	4
52, 55, 59 ex. 591	All other stores:		564, 569	Other apparel, accessory stores -----	-
	Number -----	11	57	Furniture, home furnishings, equipment stores -----	3
	Sales ----- \$1,000--	2 212	5712	Furniture stores -----	1
		Number of establishments	5713-15, 19	Other home furnishings stores -----	-
			572, 573	Household appliance, radio, television, music stores -----	2
	Retail stores, total -----	36	58	Eating, drinking places -----	2
52	Lumber, building materials, hardware, farm equipment dealers -----	1	5812	Eating places -----	2
5251	Hardware stores -----	-	5813	Drinking places (alcoholic beverages) -----	-
52 ex. 5251	Other -----	1	59 pt. (591)	Drug stores, proprietary stores -----	1
53 part	General merchandise group stores -----	4	59 ex. 591	Other retail stores -----	4
531	Department stores -----	2	592	Liquor stores -----	-
533	Limited price variety stores -----	1	594	Book, stationery stores -----	-
539	Miscellaneous general merchandise stores -----	1	595	Sporting goods stores, bicycle shops -----	-
			597	Jewelry stores -----	1
54	Food stores -----	5	5992	Florists -----	-
			5996	Camera, photographic supply stores -----	-

MRC No. 6. Includes planned center and establishments in the area bounded by: "B" Ave., Alley between First and State Streets, Evergreen Rd. extended, Evergreen Rd., and Alley between Second and Third Streets. (Clackamas Co.)

SIC code	Kind of business	Total	SIC code	Kind of business	Number of establishments
	Retail stores, total:				
	Number -----	26	55 ex. 554	Automotive dealers -----	2
	Sales ----- \$1,000--	5 049	55 pt. (554)	Gasoline service stations -----	2
54, 58, 591	Convenience goods stores:		56	Apparel, accessory stores -----	2
	Number -----	10	561, 567	Men's, boys' apparel stores, custom tailors -----	-
	Sales ----- \$1,000--	2 759	562-3, 568	Women's clothing, specialty stores -----	-
53 part, 56, 57	Shopping goods stores:		562	Women's ready-to-wear stores -----	-
	Number -----	6	565	Family clothing stores -----	-
	Sales ----- \$1,000--	1 011	566	Shoe stores -----	1
52, 55, 59 ex. 591	All other stores:		564, 569	Other apparel, accessory stores -----	1
	Number -----	10	57	Furniture, home furnishings, equipment stores -----	1
	Sales ----- \$1,000--	1 279	5712	Furniture stores -----	-
		Number of establishments	5713-15, 19	Other home furnishings stores -----	-
			572, 573	Household appliance, radio, television, music stores -----	1
	Retail stores, total -----	26	58	Eating, drinking places -----	3
52	Lumber, building materials, hardware, farm equipment dealers -----	1	5812	Eating places -----	3
5251	Hardware stores -----	1	5813	Drinking places (alcoholic beverages) -----	-
52 ex. 5251	Other -----	-	59 pt. (591)	Drug stores, proprietary stores -----	1
53 part	General merchandise group stores -----	3	59 ex. 591	Other retail stores -----	5
531	Department stores -----	1	592	Liquor stores -----	-
533	Limited price variety stores -----	-	594	Book, stationery stores -----	1
539	Miscellaneous general merchandise stores -----	2	595	Sporting goods stores, bicycle shops -----	1
			597	Jewelry stores -----	-
54	Food stores -----	6	5992	Florists -----	-
			5996	Camera, photographic supply stores -----	-

Standard Notes: - Represents zero. (D) Withheld to avoid disclosure. (NA) Not available.

TABLE 6. Other Major Retail Centers in the SMSA: 1963—Continued

MRC No. 7. Includes establishments in the area bounded by: 12th, "C" St., 7th, Columbia, 11th, and Washington.

SIC code	Kind of business	Total	SIC code	Kind of business	Number of establishments
	Retail stores, total:				
	Number -----	65	55 ex. 554	Automotive Dealers -----	5
	Sales ----- \$1,000--	17 303	55 pt. (554)	Gasoline service stations -----	3
54, 58, 591	Convenience goods stores:		56	Apparel, accessory stores -----	17
	Number -----	9	561, 567	Men's, boys' apparel stores, custom tailors -----	3
	Sales ----- \$1,000--	1 225	562-3, 568	Women's clothing, specialty stores -----	7
53 part, 56, 57	Shopping goods stores:		562	Women's ready-to-wear stores -----	4
	Number -----	32	565	Family clothing stores -----	-
	Sales ----- \$1,000--	9 126	566	Shoe stores -----	5
52, 55, 59 ex. 591	All other stores:		564, 569	Other apparel, accessory stores -----	2
	Number -----	24	57	Furniture, home furnishings, equipment stores -----	9
	Sales ----- \$1,000--	6 952	5712	Furniture stores -----	4
		Number of establishments	5713-15, 19	Other home furnishings stores -----	2
			572, 573	Household appliance, radio, television, music stores -----	3
	Retail stores, total -----	65	58	Eating, drinking places -----	6
52	Lumber, building materials, hardware, farm equipment dealers -----	2	5812	Eating places -----	4
5251	Hardware stores -----	1	5813	Drinking places (alcoholic beverages) -----	2
52 ex. 5251	Other -----	1	59 pt. (591)	Drug stores, proprietary stores -----	2
53 part	General merchandise group stores -----	6	59 ex. 591	Other retail stores -----	14
531	Department stores -----	2	592	Liquor stores -----	1
533	Limited price variety stores -----	1	594	Book, stationery stores -----	1
539	Miscellaneous general merchandise stores -----	3	595	Sporting goods stores, bicycle shops -----	-
			597	Jewelry stores -----	3
54	Food stores -----	1	5992	Florists -----	-
			5996	Camera, photographic supply stores -----	-

Standard Notes: - Represents zero. (D) Withheld to avoid disclosure. (NA) Not available.

Providence-Pawtucket-Warwick R.I.-Mass., SMSA

CONTENTS

[Page numbers listed here omit the chapter prefix, 81-, which appears as part of number for each page]

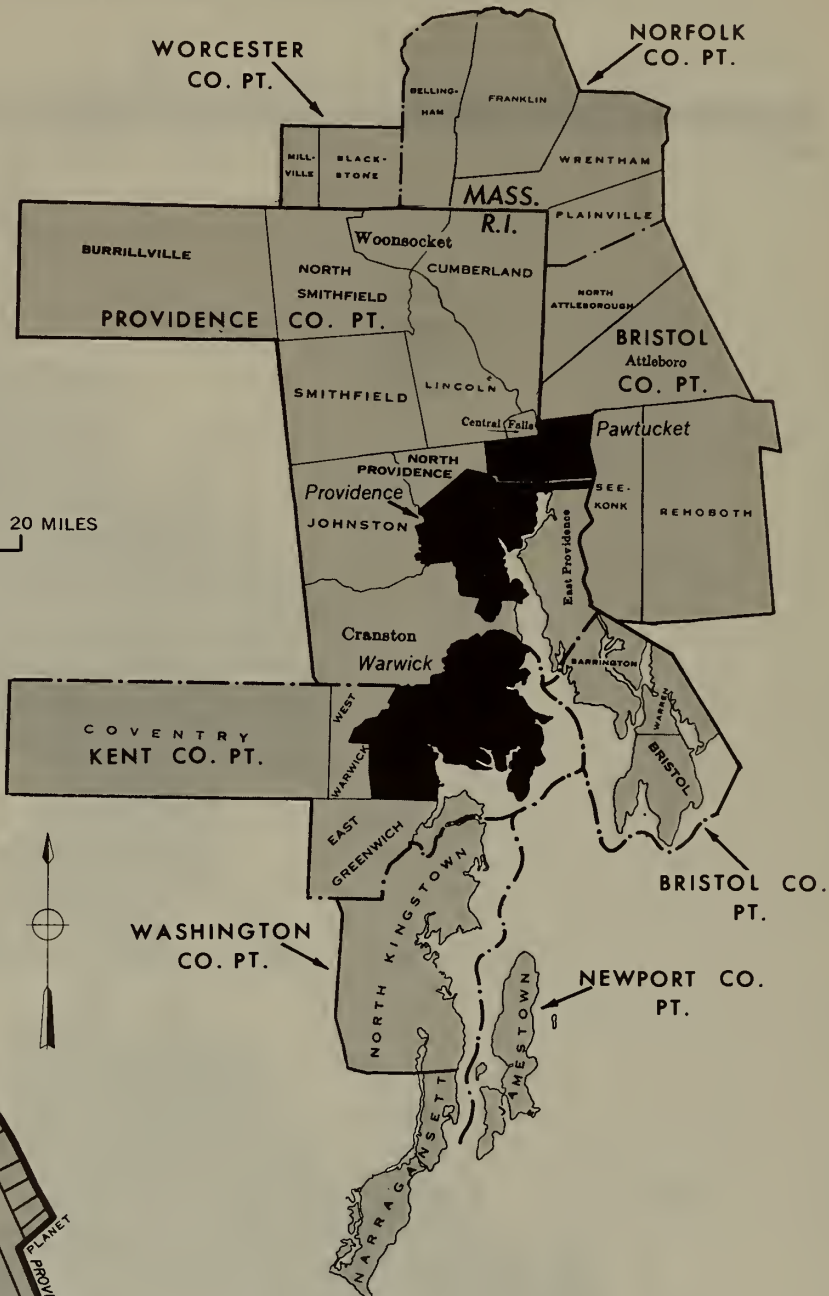

	page
Standard Metropolitan Statistical Area Map	1
Chart on Retail Sales: 1963 and 1958	3
TABLE 1 The Central Business District: 1963 and 1958	4
2 The City: 1963 and 1958	5
3 The Standard Metropolitan Statistical Area: 1963 and 1958	6
4 CBD, City, SMSA—Sales Comparisons: 1958 and 1963	7
5 CBD Sales as Percent of City and SMSA Sales: 1963 and 1958	8
6 Other Major Retail Centers in the SMSA: 1963	9



PROVIDENCE, PAWTUCKET-WARWICK, R.I. - MASS.

Standard Metropolitan Statistical Area, Central Business District, and Major Retail Centers


STANDARD METROPOLITAN STATISTICAL AREA & CENTRAL CITIES



PROVIDENCE

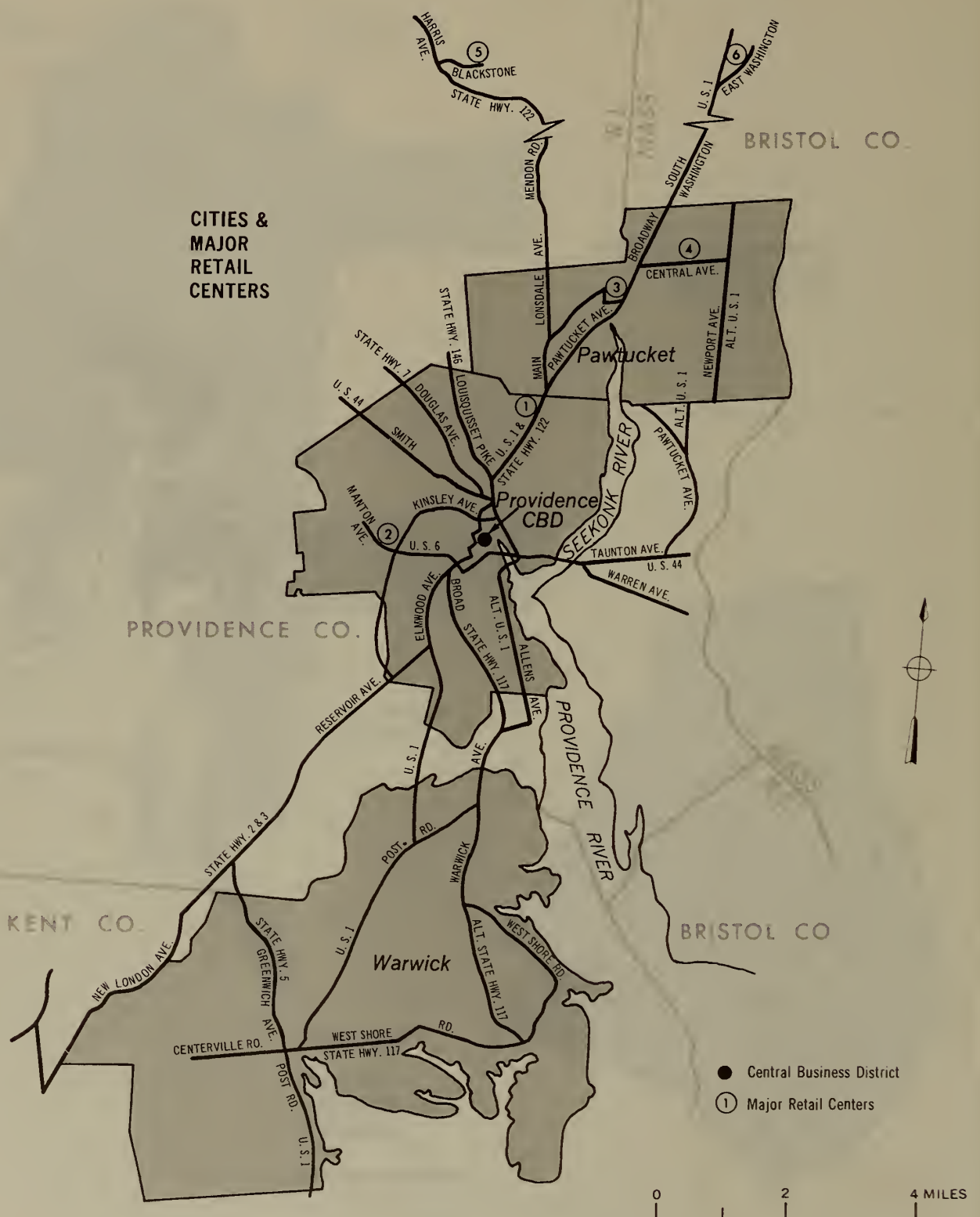
CENTRAL BUSINESS DISTRICT

Comprising Census Tract 8




PROVIDENCE, PAWTUCKET-WARWICK, R.I. - MASS.

Standard Metropolitan Statistical Area, Central Business District, and Major Retail Centers




Providence-Pawtucket-Warwick SMSA

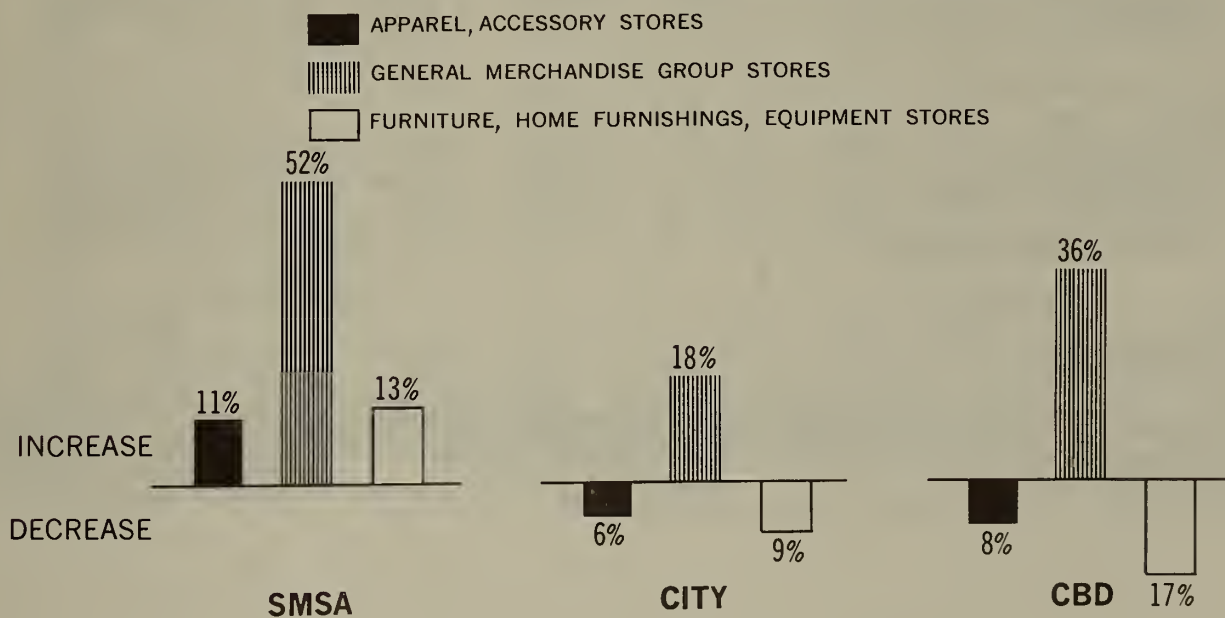
Retail Sales: 1958 and 1963 IN MILLIONS OF DOLLARS



Providence



Percent Change in Sales, 1958-1963 by Types of Stores



1963 CENSUS OF BUSINESS, U.S. Department of Commerce, Bureau of the Census

TABLE 1. The Central Business District: 1963 and 1958

SIC code	Kind of business	1963				1958 ¹		
		Estab- lish- ments	Sales	Payroll, entire year	Paid employees, workweek ended nearest Nov. 15	Estab- lish- ments	Sales	Payroll, entire year
		(number)	(\$1,000)	(\$1,000)	(number)	(number)	(\$1,000)	(\$1,000)
	RETAIL STORES							
	Total ^{2,f} -----	422	101 794	16 626	5 549	498	106 186	17 987
52	Lumber, building materials, hardware, farm equip- ment dealers-----	6	462	111	31	14	(D)	(D)
5251	Hardware stores-----	1	(D)	(D)	(D)	3	(D)	(D)
52 ex. 5251	Other-----	5	(D)	(D)	(D)	11	662	155
53 part ²	General merchandise group stores ^{2,f} -----	14	46 833	6 853	2 466	17	34 384	6 282
531	Department stores-----	4	(D)	5 753	2 042	2	(D)	(D)
533	Limited price variety stores-----	5	4 886	1 037	406	5	3 804	640
539	Miscellaneous general merchandise stores ^f -----	5	(D)	63	18	10	(D)	(D)
54	Food stores-----	19	4 011	544	213	20	5 135	577
55 ex. 554	Automotive dealers-----	5	1 088	188	29	7	1 738	276
55 pt. (554)	Gasoline service stations-----	8	743	51	16	5	385	33
56	Apparel, accessory stores-----	104	27 221	5 008	1 487	117	29 504	4 834
561, 567	Men's, boys' apparel stores, custom tailors-----	26	5 573	874	204	25	3 930	652
562-3, 568	Women's clothing, specialty stores-----	49	18 839	3 702	1 179	51	18 974	3 199
562	Women's ready-to-wear stores ³ -----	24	17 233	3 389	1 086	31	17 501	2 918
565	Family clothing stores ³ -----	2	(D)	(D)	(D)	5	(D)	(D)
566	Shoe stores-----	27	(D)	(D)	(D)	31	3 037	421
564, 569	Other apparel, accessory stores-----	-	-	-	-	3	(D)	(D)
57	Furniture, home furnishings, equipment stores-----	33	5 886	878	228	50	7 117	1 148
5712	Furniture stores-----	3	(D)	(D)	(D)	7	1 336	240
5713-15, 19	Other home furnishings stores-----	9	(D)	(D)	(D)	17	1 557	272
572, 573	Household appliance, radio, television, music stores-----	21	3 618	525	152	26	4 224	636
58	Eating, drinking places-----	112	6 656	1 797	703	136	7 393	1 708
5812	Eating places-----	75	5 167	1 477	593	92	5 793	1 426
5813	Drinking places (alcoholic beverages)-----	37	1 489	320	110	44	1 600	282
59 pt. (591)	Drug stores, proprietary stores-----	8	987	146	56	11	1 319	197
59 ex. 591	Other retail stores ⁴ -----	113	7 907	1 050	320	121	(D)	(D)
592	Liquor stores-----	7	820	37	10	8	655	58
594	Book, stationery stores-----	11	1 275	225	68	17	1 913	386
595	Sporting goods stores, bicycle shops-----	3	228	41	8	3	221	31
597	Jewelry stores-----	24	3 093	436	123	24	3 373	400
5992	Florists-----	2	(D)	(D)	(D)	4	116	11
5996	Camera, photographic supply stores-----	2	(D)	(D)	(D)	4	1 425	224
	SELECTED SERVICES							
7011	Hotels, motels-----	8	(D)	(D)	(D)	11	4 626	1 820
783	Motion picture theaters-----	4	1 125	349	125	5	1 413	368

Standard Notes: - Represents zero. (D) Withheld to avoid disclosure. (NA) Not available. ^f1958 data revised.

¹1958 group totals for SIC 53 and 56 may include data for "nonemployer" establishments which could not be classified and tabulated by detailed kinds of business.

²Excludes nonstore retailers (i.e., mail order, direct selling, merchandise vending machine operators) part of SIC 53.

³1958 data limited to "employer" establishments.

⁴Includes data for those kinds of business in SIC 59 (ex. 591) not covered in any of the lines below.

TABLE 2. The City: 1963 and 1958

SIC code	Kind of business	1963				1958 ¹		
		Estab- lish- ments (number)	Sales (\$1,000)	Payroll, entire year (\$1,000)	Paid employees, workweek ended nearest Nov. 15 (number)	Estab- lish- ments (number)	Sales (\$1,000)	Payroll, entire year (\$1,000)
	RETAIL STORES							
	Total ² -----	2 326	328 096	41 770	12 719	2 996	340 862	41 340
52	Lumber, building materials, hardware, farm equip- ment dealers -----	56	11 520	1 650	343	104	18 079	2 755
5251	Hardware stores -----	23	1 882	240	63	34	7 876	(D)
52 ex. 5251	Other -----	33	9 638	1 410	280	70	10 203	(D)
53 part ³	General merchandise group stores ² -----	65	62 355	8 836	3 131	118	52 955	8 315
531	Department stores -----	6	53 179	7 236	2 517	5	40 437	6 820
533	Limited price variety stores -----	29	6 562	1 308	514	24	(D)	(D)
539	Miscellaneous general merchandise stores -----	30	2 614	292	100	69	(D)	(D)
54	Food stores -----	521	61 502	5 292	1 691	672	66 434	4 783
55 ex. 554	Automotive dealers -----	72	55 042	4 990	843	104	52 185	5 088
55 pt. (554)	Gasoline service stations -----	183	13 745	1 015	319	241	14 471	953
56	Apparel, accessory stores -----	237	37 489	6 511	1 926	238	39 782	6 190
561, 567	Men's, boys' apparel stores, custom tailors -----	62	8 868	1 397	313	65	7 474	1 182
562-3, 568	Women's clothing, specialty stores -----	100	23 239	4 404	1 415	87	22 422	3 647
562	Women's ready-to-wear stores ³ -----	49	20 546	3 973	1 275	50	20 165	3 262
565	Family clothing stores ³ -----	26	915	103	28	12	4 477	685
566	Shoe stores -----	42	4 002	537	141	52	4 424	568
564, 569	Other apparel, accessory stores -----	7	465	70	29	18	945	108
57	Furniture, home furnishings, equipment stores -----	125	16 675	2 451	644	201	18 350	2 672
5712	Furniture stores -----	43	5 758	927	256	61	6 310	912
5713-15, 19	Other home furnishings stores -----	34	3 567	649	158	63	4 135	687
572, 573	Household appliance, radio, television, music stores -----	48	7 350	875	230	77	7 905	1 073
58	Eating, drinking places -----	535	23 216	5 612	2 252	606	24 706	5 089
5812	Eating places -----	342	18 092	4 707	1 882	376	18 787	4 258
5813	Drinking places (alcoholic beverages) -----	193	5 124	905	370	230	5 919	831
59 pt. (591)	Drug stores, proprietary stores -----	100	11 102	1 464	524	130	10 391	1 211
59 ex. 591	Other retail stores ⁴ -----	432	35 450	3 949	1 046	582	43 509	4 284
592	Liquor stores -----	100	9 372	406	108	142	11 428	447
594	Book, stationery stores -----	21	1 277	199	65	32	2 333	435
595	Sporting goods stores, bicycle shops -----	8	501	74	18	16	650	77
597	Jewelry stores -----	39	3 531	483	143	45	3 904	440
5992	Florists -----	28	1 131	219	71	NA	NA	NA
5996	Camera, photographic supply stores -----	3	(D)	(D)	(D)	NA	NA	NA
	SELECTED SERVICES							
7011	Hotels, motels -----	12	4 423	1 740	530	18	5 094	1 965
783	Motion picture theaters -----	10	2 299	572	231	13	(D)	(D)

Standard Notes: - Represents zero. (D) Withheld to avoid disclosure. (NA) Not available.

¹1958 group totals for SIC 53 and 56 may include data for "nonemployer" establishments which could not be classified and tabulated by detailed kinds of business.

²Excludes nonstore retailers (i.e., mail order, direct selling, merchandise vending machine operators) part of SIC 53.

³1958 data limited to "employer" establishments.

⁴Includes data for those kinds of business in SIC 59 (ex. 591) not covered in any of the lines below.

TABLE 3. The Standard Metropolitan Statistical Area: 1963 and 1958

SIC code	Kind of business	1963				1958 ¹		
		Estab- lish- ments (number)	Sales (\$1,000)	Payroll, entire year (\$1,000)	Paid employees, workweek ended nearest Nov. 15 (number)	Estab- lish- ments (number)	Sales (\$1,000)	Payroll, entire year (\$1,000)
	RETAIL STORES							
	Total ² -----	7 775	1 064 456	119 850	37 564	8 844	878 463	(NA)
52	Lumber, building materials, hardware, farm equip- ment dealers -----	288	42 326	5 521	1 244	417	48 659	(NA)
5251	Hardware stores -----	99	6 938	925	255	(NA)	(NA)	(NA)
52 ex. 5251	Other -----	189	35 388	4 596	989	(NA)	(NA)	(NA)
53 part ²	General merchandise group stores ² -----	210	145 684	17 843	6 659	352	96 044	(NA)
531	Department stores -----	17	107 941	12 708	4 709	(NA)	(NA)	(NA)
533	Limited price variety stores -----	83	16 658	2 931	1 229	(NA)	(NA)	(NA)
539	Miscellaneous general merchandise stores -----	110	21 085	2 204	721	(NA)	(NA)	(NA)
54	Food stores -----	1 578	276 214	21 032	6 398	2 000	234 936	(NA)
55 ex. 554	Automotive dealers -----	358	181 051	16 363	3 208	362	129 214	(NA)
55 pt. (554)	Gasoline service stations -----	868	62 443	4 196	1 442	893	51 522	(NA)
56	Apparel, accessory stores -----	550	78 188	12 546	3 918	555	70 475	(NA)
561, 567	Men's, boys' apparel stores, custom tailors -----	115	14 677	2 237	541	(NA)	(NA)	(NA)
562-3, 568	Women's clothing, specialty stores -----	216	42 627	7 450	2 512	(NA)	(NA)	(NA)
562	Women's ready-to-wear stores ³ -----	114	37 837	6 749	2 263	(NA)	(NA)	(NA)
565	Family clothing stores ³ -----	82	8 370	1 109	372	(NA)	(NA)	(NA)
566	Shoe stores -----	114	10 536	1 488	387	(NA)	(NA)	(NA)
564, 569	Other apparel, accessory stores -----	23	1 978	262	106	(NA)	(NA)	(NA)
57	Furniture, home furnishings, equipment stores -----	409	46 357	6 741	1 716	553	41 046	(NA)
5712	Furniture stores -----	176	22 648	3 325	860	(NA)	(NA)	(NA)
5713-15, 19	Other home furnishings stores -----	91	7 434	1 373	323	(NA)	(NA)	(NA)
572, 573	Household appliance, radio, television, music stores -----	142	16 275	2 043	533	(NA)	(NA)	(NA)
58	Eating, drinking places -----	1 789	80 597	18 304	7 947	1 813	68 425	(NA)
5812	Eating places -----	1 145	61 318	15 163	6 614	(NA)	(NA)	(NA)
5813	Drinking places (alcoholic beverages) -----	644	19 279	3 141	1 333	(NA)	(NA)	(NA)
59 pt. (591)	Drug stores, proprietary stores -----	309	41 732	5 824	1 964	346	32 792	(NA)
59 ex. 591	Other retail stores ⁴ -----	1 416	109 864	11 480	3 068	1 553	105 350	(NA)
592	Liquor stores -----	249	27 259	1 557	482	(NA)	(NA)	(NA)
594	Book, stationery stores -----	50	2 332	317	116	(NA)	(NA)	(NA)
595	Sporting goods stores, bicycle shops -----	56	1 974	158	46	(NA)	(NA)	(NA)
597	Jewelry stores -----	90	7 183	888	287	(NA)	(NA)	(NA)
5992	Florists -----	99	3 114	479	162	(NA)	(NA)	(NA)
5996	Camera, photographic supply stores -----	9	816	127	34	(NA)	(NA)	(NA)
	SELECTED SERVICES							
7011	Hotels, motels -----	91	9 519	3 209	1 118	(NA)	(NA)	(NA)
783	Motion picture theaters -----	34	3 996	1 018	452	(NA)	(NA)	(NA)

Standard Notes: - Represents zero. (D) Withheld to avoid disclosure. (NA) Not available.

¹1958 group totals for SIC 53 and 56 may include data for "nonemployer" establishments which could not be classified and tabulated by detailed kinds of business.²Excludes nonstore retailers (i.e., mail order, direct selling, merchandise vending machine operators) part of SIC 53.³1958 data limited to "employer" establishments.⁴Includes data for those kinds of business in SIC 59 (ex. 591) not covered in any of the lines below.

TABLE 4. CBD, City, SMSA—Sales Comparisons: 1958 and 1963

SIC code	Kind of business	Percent change in sales			Percent distribution of sales					
		Central business district	City	Standard metropolitan statistical area	Central business district		City		Standard metropolitan statistical area	
					1963	1958	1963	1958	1963	1958
	RETAIL STORES									
	Total ² -----	-4.1	-3.8	21.2	100.0	100.0	100.0	100.0	100.0	100.0
52	Lumber, building materials, hardware, farm equipment dealers -----	(D)	-36.3	-13.0	0.5	(D)	3.5	5.3	4.0	5.5
5251	Hardware stores -----	(D)	-76.1	(NA)	(D)	(D)	0.6	2.3	0.7	(NA)
52 ex. 5251	Other -----	(D)	-5.5	(NA)	(D)	0.6	2.9	3.0	3.3	(NA)
53 part ¹	General merchandise group stores ^{1,2} -----	36.2	17.8	51.7	46.0	32.4	19.0	15.5	13.7	10.9
531	Department stores -----	(D)	31.5	(NA)	(D)	(D)	16.2	11.9	10.1	(NA)
533	Limited price variety stores -----	28.4	(D)	(NA)	4.8	3.6	2.0	(D)	1.6	(NA)
539	Miscellaneous general merchandise stores -----	(D)	(D)	(NA)	(D)	(D)	0.8	(D)	2.0	(NA)
54	Food stores -----	-21.9	-7.4	17.6	3.9	4.8	18.7	19.5	25.9	26.8
55 ex. 554	Automotive dealers -----	-37.4	5.5	40.1	1.1	1.6	16.8	15.3	17.0	14.7
55 pt. (554)	Gasoline service stations -----	93.0	-5.0	21.2	0.7	0.4	4.2	4.3	5.9	5.9
56	Apparel, accessory stores ¹ -----	-7.7	-5.8	10.9	26.7	27.9	11.4	11.7	7.4	8.0
561, 567	Men's, boys' apparel stores, custom tailors -----	41.8	18.7	(NA)	5.5	3.7	2.7	2.2	1.4	(NA)
562-3, 568	Women's clothing, specialty stores -----	-0.7	3.6	(NA)	18.5	17.9	7.1	6.6	4.0	(NA)
562	Women's ready-to-wear stores ³ -----	-1.5	1.9	(NA)	16.9	16.5	6.3	5.9	3.6	(NA)
565	Family clothing stores ³ -----	(D)	-79.6	(NA)	(D)	(D)	0.3	1.3	0.8	(NA)
566	Shoe stores -----	(D)	-9.5	(NA)	(D)	2.9	1.2	1.3	1.0	(NA)
564, 569	Other apparel, accessory stores -----	-	-50.8	(NA)	-	(D)	0.1	0.3	0.2	(NA)
57	Furniture, home furnishings, equipment stores -----	-17.3	-9.1	12.9	5.8	6.7	5.1	5.4	4.3	4.7
5712	Furniture stores -----	(D)	8.8	(NA)	(D)	1.3	1.8	1.9	2.1	(NA)
5713-15, 19	Other home furnishings stores -----	(D)	-13.7	(NA)	(D)	1.5	1.1	1.2	0.7	(NA)
572, 573	Household appliance, radio, television, music stores -----	-14.4	-7.0	(NA)	3.6	4.0	2.2	2.3	1.5	(NA)
58	Eating, drinking places -----	-10.0	-6.0	17.8	6.5	7.0	7.1	7.2	7.6	7.8
5812	Eating places -----	-10.8	-3.7	(NA)	5.1	5.5	5.5	5.5	5.8	(NA)
5813	Drinking places (alcoholic beverages) -----	-6.9	-13.4	(NA)	1.5	1.5	1.6	1.7	1.8	(NA)
59 pt. (591)	Drug stores, proprietary stores -----	-25.2	6.8	27.3	1.0	1.2	3.4	3.0	3.9	3.7
59 ex. 591	Other retail stores ⁴ -----	(D)	-18.5	4.3	7.8	(D)	10.8	12.8	10.3	12.0
592	Liquor stores -----	25.2	-18.0	(NA)	0.8	0.6	2.9	3.4	2.6	(NA)
594	Book, stationery stores -----	-33.4	-45.3	(NA)	1.3	1.8	0.4	0.7	0.2	(NA)
595	Sporting goods stores, bicycle shops -----	3.2	-22.9	(NA)	0.2	0.2	0.2	0.2	0.2	(NA)
597	Jewelry stores -----	-8.3	-9.6	(NA)	3.0	3.2	1.1	1.1	0.7	(NA)
5992	Florists -----	(D)	(NA)	(NA)	(D)	0.1	0.3	(NA)	0.3	(NA)
5996	Camera, photographic supply stores -----	(D)	(NA)	(NA)	(D)	1.3	(D)	(NA)	0.1	(NA)
	SELECTED SERVICES									
7011	Hotels, motels -----	(D)	-13.2	(NA)	(X)	(X)	(X)	(X)	(X)	(X)
783	Motion picture theaters -----	-20.4	(D)	(NA)	(X)	(X)	(X)	(X)	(X)	(X)

Standard Notes: - Represents zero. (D) Withheld to avoid disclosure. (NA) Not available. (X) Not applicable. (-) Minus sign before number denotes decrease.
¹1958 group totals for SIC 53 and 56 may include data for "nonemployer" establishments which could not be classified and tabulated by detailed kinds of business.
²Excludes nonstore retailers (i.e., mail order, direct selling, merchandise vending machine operators) part of SIC 53.
³1958 data limited to "employer" establishments.
⁴Includes data for those kinds of business in SIC 59 (ex. 591) not covered in any of the lines below.

TABLE 5. CBD Sales as Percent of City and SMSA Sales: 1963 and 1958

SIC code	Kind of business	Central business district sales as—			
		Percent of city sales		Percent of standard metropolitan statistical area sales	
		1963	1958	1963	1958
	RETAIL STORES				
	Total ² -----	31.0	31.2	9.6	12.1
52	Lumber, building materials, hardware, farm equipment dealers -----	4.0	(D)	1.1	(D)
5251	Hardware stores -----	(D)	(D)	(D)	(D)
52 ex. 5251	Other -----	(D)	6.5	(D)	(NA)
53 part ²	General merchandise group stores ^{1,2} -----	75.1	64.9	32.1	35.8
531	Department stores -----	(D)	(D)	(D)	(D)
533	Limited price variety stores -----	74.5	(D)	29.3	(NA)
539	Miscellaneous general merchandise stores -----	(D)	(D)	(D)	(D)
54	Food stores -----	6.5	7.7	1.5	2.2
55 ex. 554	Automotive dealers -----	2.0	3.3	0.6	1.3
55 pt. (554)	Gasoline service stations -----	5.4	2.7	1.2	0.8
56	Apparel, accessory stores ¹ -----	72.6	74.2	34.8	41.9
561, 567	Men's, boys' apparel stores, custom tailors -----	62.8	52.6	38.0	(NA)
562-3, 568	Women's clothing, specialty stores -----	81.1	84.6	44.2	(NA)
562	Women's ready-to-wear stores ³ -----	83.9	86.8	45.5	(NA)
565	Family clothing stores ³ -----	(D)	(D)	(D)	(D)
566	Shoe stores -----	(D)	68.6	(D)	(NA)
564, 569	Other apparel, accessory stores -----	-	(D)	-	(D)
57	Furniture, home furnishings, equipment stores -----	35.3	38.8	12.7	17.3
5712	Furniture stores -----	(D)	21.2	(D)	(NA)
5713-15, 19	Other home furnishings stores -----	(D)	37.7	(D)	(NA)
572, 573	Household appliance, radio, television, music stores -----	49.2	53.4	22.2	(NA)
58	Eating, drinking places -----	28.7	29.9	8.3	10.8
5812	Eating places -----	28.6	30.8	8.4	(NA)
5813	Drinking places (alcoholic beverages) -----	29.1	27.0	7.7	(NA)
59 pt. (591)	Drug stores, proprietary stores -----	8.9	12.7	2.4	4.0
59 ex. 591	Other retail stores ⁴ -----	22.3	(D)	7.2	(D)
592	Liquor stores -----	8.7	5.7	3.0	(NA)
594	Book, stationery stores -----	99.8	82.0	54.7	(NA)
595	Sporting goods stores, bicycle shops -----	45.5	34.0	11.6	(NA)
597	Jewelry stores -----	87.6	86.4	43.1	(NA)
5992	Florists -----	(D)	(NA)	(D)	(NA)
5996	Camera, photographic supply stores -----	(D)	(NA)	(D)	(NA)
	SELECTED SERVICES				
7011	Hotels, motels -----	(D)	90.8	(D)	(NA)
783	Motion picture theaters -----	48.9	(D)	28.2	(NA)

Standard Notes: - Represents zero. (D) Withheld to avoid disclosure. (NA) Not available.

¹1958 group totals for SIC 53 and 56 may include data for "nonemployer" establishments which could not be classified and tabulated by detailed kinds of business.

²Excludes nonstore retailers (i.e., mail order, direct selling, merchandise vending machine operators) part of SIC 53.

³1958 data limited to "employer" establishments.

⁴Includes data for those kinds of business in SIC 59 (ex. 591) not covered in any of the lines below.

TABLE 6. Other Major Retail Centers in the SMSA: 1963

MRC No. 1. Includes establishments along North Main St. from Cemetery St.-Stenton Ave. to Providence-Pawtucket city limits and along Pawtucket Ave. from Providence-Pawtucket city limits to Pidge Ave. (Providence and Pawtucket)

SIC code	Kind of business	Total	SIC code	Kind of business	Number of establishments
	Retail stores, total:				
	Number -----	40	55 ex. 554	Automotive Dealers -----	6
	Sales ----- \$1,000	17 262	55 pt. (554)	Gasoline service stations -----	3
54, 58, 591	Convenience goods stores:		56	Apparel, accessory stores -----	3
	Number -----	16	561, 567	Men's, boys' apparel stores, custom tailors -----	1
	Sales ----- \$1,000	2 179	562-3, 568	Women's clothing, specialty stores -----	-
53 part, 56, 57	Shopping goods stores:		562	Women's ready-to-wear stores -----	-
	Number -----	14	565	Family clothing stores -----	-
	Sales ----- \$1,000	10 983	566	Shoe stores -----	2
52, 55, 59 ex. 591	All other stores:		564, 569	Other apparel, accessory stores -----	-
	Number -----	10	57	Furniture, home furnishings, equipment stores -----	8
	Sales ----- \$1,000	4 100	5712	Furniture stores -----	6
			5713-15, 19	Other home furnishings stores -----	-
			572, 573	Household appliance, radio, television, music stores -----	2
		Number of establishments			
	Retail stores, total -----	40	58	Eating, drinking places -----	11
52	Lumber, building materials, hardware, farm equipment dealers -----	-	5812	Eating places -----	9
5251	Hardware stores -----	-	5813	Drinking places (alcoholic beverages) -----	2
52 ex. 5251	Other -----	-	59 pt. (591)	Drug stores, proprietary stores -----	3
53 part	General merchandise group stores -----	3	59 ex. 591	Other retail stores -----	1
531	Department stores -----	1	592	Liquor stores -----	1
533	Limited price variety stores -----	-	594	Book, stationery stores -----	-
539	Miscellaneous general merchandise stores -----	2	595	Sporting goods stores, bicycle shops -----	-
			597	Jewelry stores -----	-
54	Food stores -----	2	5992	Florists -----	-
			5996	Camera, photographic supply stores -----	-

MRC No. 2. Includes establishments along manton Ave.-Olneyville Square-Westminister St. from Aleppo St. to Huntington Ave., along Broadway from Westminister St. to Valley St. and along Plainfield St. from Olneyville Square to Dike St. (Providence)

SIC code	Kind of business	Total	SIC code	Kind of business	Number of establishments
	Retail stores, total:				
	Number -----	57	55 ex. 554	Automotive dealers -----	2
	Sales ----- \$1,000	12 187	55 pt. (554)	Gasoline service stations -----	-
54, 58, 591	Convenience goods stores:		56	Apparel, accessory stores -----	7
	Number -----	22	561, 567	Men's, boys' apparel stores, custom tailors -----	2
	Sales ----- \$1,000	5 613	562-3, 568	Women's clothing, specialty stores -----	-
53 part, 56, 57	Shopping goods stores:		562	Women's ready-to-wear stores -----	-
	Number -----	17	565	Family clothing stores -----	2
	Sales ----- \$1,000	5 093	566	Shoe stores -----	3
52, 55, 59 ex. 591	All other stores:		564, 569	Other apparel, accessory stores -----	-
	Number -----	18	57	Furniture, home furnishings, equipment stores -----	5
	Sales ----- \$1,000	1 481	5712	Furniture stores -----	3
			5713-15, 19	Other home furnishings stores -----	1
			572, 573	Household appliance, radio, television, music stores -----	1
		Number of establishments			
	Retail stores, total -----	57	58	Eating, drinking places -----	11
52	Lumber, building materials, hardware, farm equipment dealers -----	5	5812	Eating places -----	9
5251	Hardware stores -----	2	5813	Drinking places (alcoholic beverages) -----	2
52 ex. 5251	Other -----	3	59 pt. (591)	Drug stores, proprietary stores -----	1
53 part	General merchandise group stores -----	5	59 ex. 591	Other retail stores -----	11
531	Department stores -----	1	592	Liquor stores -----	1
533	Limited price variety stores -----	2	594	Book, stationery stores -----	-
539	Miscellaneous general merchandise stores -----	2	595	Sporting goods stores, bicycle shops -----	1
			597	Jewelry stores -----	3
54	Food stores -----	10	5992	Florists -----	-
			5996	Camera, photographic supply stores -----	-

Standard Notes: - Represents zero. (D) Withheld to avoid disclosure. (NA) Not available.

TABLE 6. Other Major Retail Centers in the SMSA: 1963—Continued

MRC No. 3. Includes establishments in the area bounded by Goff Ave., Mason, Beatty, Broad, Humes, Montgomery, Exchange, Blackstone River, Division, Pleasant, Cedar, East Ave., Church, Park Pl., Church, Hill, Main, and Commerce.

SIC code	Kind of business	Total	SIC code	Kind of business	Number of establishments
	Retail stores, total:				
	Number -----	147	55 ex. 554	Automotive Dealers -----	3
	Sales ----- \$1,000--	20 496	55 pt. (554)	Gasoline service stations -----	1
54, 58, 591	Convenience goods stores:		56	Apparel, accessory stores -----	33
	Number -----	49	561, 567	Men's, boys' apparel stores, custom tailors -----	7
	Sales ----- \$1,000--	3 975	562-3, 568	Women's clothing, specialty stores -----	14
53 part, 56, 57	Shopping goods stores:		562	Women's ready-to-wear stores -----	6
	Number -----	54	565	Family clothing stores -----	6
	Sales ----- \$1,000--	13 086	566	Shoe stores -----	5
52, 55, 59 ex. 591	All other stores:		564, 569	Other apparel, accessory stores -----	1
	Number -----	44	57	Furniture, home furnishings, equipment stores -----	17
	Sales ----- \$1,000--	3 435	5712	Furniture stores -----	12
		Number of establishments	5713-15, 19	Other home furnishings stores -----	-
			572, 573	Household appliance, radio, television, music stores -----	5
	Retail stores, total -----	147	58	Eating, drinking places -----	30
52	Lumber, building materials, hardware, farm equipment dealers -----	7	5812	Eating places -----	19
5251	Hardware stores -----	3	5813	Drinking places (alcoholic beverages) -----	11
52 ex. 5251	Other -----	4	59 pt. (591)	Drug stores, proprietary stores -----	5
53 part	General merchandise group stores -----	4	59 ex. 591	Other retail stores -----	33
531	Department stores -----	-	592	Liquor stores -----	2
533	Limited price variety stores -----	2	594	Book, stationery stores -----	4
539	Miscellaneous general merchandise stores -----	2	595	Sporting goods stores, bicycle shops -----	1
			597	Jewelry stores -----	5
			5992	Florists -----	1
54	Food stores -----	14	5996	Camera, photographic supply stores -----	-

MRC No. 4. Includes the establishments along Central Ave. from Freeman St. to Robinson Ave.

SIC code	Kind of business	Total	SIC code	Kind of business	Number of establishments
	Retail stores, total:				
	Number -----	11	55 ex. 554	Automotive dealers -----	2
	Sales ----- \$1,000--	10 966	55 pt. (554)	Gasoline service stations -----	-
54, 58, 591	Convenience goods stores:		56	Apparel, accessory stores -----	1
	Number -----	2	561, 567	Men's, boys' apparel stores, custom tailors -----	-
	Sales ----- \$1,000--	(D)	562-3, 568	Women's clothing, specialty stores -----	1
53 part, 56, 57	Shopping goods stores:		562	Women's ready-to-wear stores -----	-
	Number -----	3	565	Family clothing stores -----	-
	Sales ----- \$1,000--	(D)	566	Shoe stores -----	-
52, 55, 59 ex. 591	All other stores:		564, 569	Other apparel, accessory stores -----	-
	Number -----	6	57	Furniture, home furnishings, equipment stores -----	1
	Sales ----- \$1,000--	1 007	5712	Furniture stores -----	-
		Number of establishments	5713-15, 19	Other home furnishings stores -----	1
			572, 573	Household appliance, radio, television, music stores -----	-
	Retail stores, total -----	11	58	Eating, drinking places -----	1
52	Lumber, building materials, hardware, farm equipment dealers -----	3	5812	Eating places -----	1
5251	Hardware stores -----	-	5813	Drinking places (alcoholic beverages) -----	-
52 ex. 5251	Other -----	3	59 pt. (591)	Drug stores, proprietary stores -----	1
53 part	General merchandise group stores -----	1	59 ex. 591	Other retail stores -----	1
531	Department stores -----	1	592	Liquor stores -----	1
533	Limited price variety stores -----	-	594	Book, stationery stores -----	-
539	Miscellaneous general merchandise stores -----	-	595	Sporting goods stores, bicycle shops -----	-
			597	Jewelry stores -----	-
			5992	Florists -----	-
54	Food stores -----	-	5996	Camera, photographic supply stores -----	-

Standard Notes: - Represents zero. (D) Withheld to avoid disclosure. (NA) Not available.

TABLE 6. Other Major Retail Centers in the SMSA: 1963—Continued


MRC No. 5. Includes the establishments in the area bounded by Prospect, N. Main, Daniels, Earle, Social, Worrall, Clinton, N.Y. N.H. & H. R.R., Blackstone River and N.Y. N.H. & H. R.R. (Woonsocket, R.I.)

SIC code	Kind of business	Total	SIC code	Kind of business	Number of establishments
	Retail stores, total:				
	Number	125	55 ex. 554	Automotive Dealers	4
	Sales	15 699	55 pt. (554)	Gasoline service stations	3
54, 58, 591	Convenience goods stores:		56	Apparel, accessory stores	22
	Number	52	561, 567	Men's, boys' apparel stores, custom tailors	6
	Sales	3 820	562-3, 568	Women's clothing, specialty stores	9
53 part, 56, 57	Shopping goods stores:		562	Women's ready-to-wear stores	3
	Number	42	565	Family clothing stores	1
	Sales	7 980	566	Shoe stores	4
52, 55, 59 ex. 591	All other stores:		564, 569	Other apparel, accessory stores	2
	Number	31	57	Furniture, home furnishings, equipment stores	14
	Sales	3 899	5712	Furniture stores	3
		Number of establishments	5713-15, 19	Other home furnishings stores	3
	Retail stores, total	125	572, 573	Household appliance, radio, television, music stores	8
52	Lumber, building materials, hardware, farm equipment dealers	5	58	Eating, drinking places	35
5251	Hardware stores	1	5812	Eating places	15
52 ex. 5251	Other	4	5813	Drinking places (alcoholic beverages)	20
53 part	General merchandise group stores	6	59 pt. (591)	Drug stores, proprietary stores	3
531	Department stores	1	59 ex. 591	Other retail stores	19
533	Limited price variety stores	2	592	Liquor stores	1
539	Miscellaneous general merchandise stores	3	594	Book, stationery stores	4
			595	Sporting goods stores, bicycle shops	-
			597	Jewelry stores	6
			5992	Florists	-
54	Food stores	14	5996	Camera, photographic supply stores	-

MRC No. 6. Includes establishments on East Washington St. from South Washington St. to Jefferson St. (North Attleboro, Bristol Co., Mass.)

SIC code	Kind of business	Total	SIC code	Kind of business	Number of establishments
	Retail stores, total:				
	Number	19	55 ex. 554	Automotive dealers	3
	Sales	5 991	55 pt. (554)	Gasoline service stations	2
54, 58, 591	Convenience goods stores:		56	Apparel, accessory stores	2
	Number	10	561, 567	Men's, boys' apparel stores, custom tailors	-
	Sales	1 814	562-3, 568	Women's clothing, specialty stores	-
53 part, 56, 57	Shopping goods stores:		562	Women's ready-to-wear stores	-
	Number	3	565	Family clothing stores	1
	Sales	(D)	566	Shoe stores	1
52, 55, 59 ex. 591	All other stores:		564, 569	Other apparel, accessory stores	-
	Number	6	57	Furniture, home furnishings, equipment stores	-
	Sales	(D)	5712	Furniture stores	-
		Number of establishments	5713-15, 19	Other home furnishings stores	-
	Retail stores, total	19	572, 573	Household appliance, radio, television, music stores	-
52	Lumber, building materials, hardware, farm equipment dealers	-	58	Eating, drinking places	9
5251	Hardware stores	-	5812	Eating places	9
52 ex. 5251	Other	-	5813	Drinking places (alcoholic beverages)	-
53 part	General merchandise group stores	1	59 pt. (591)	Drug stores, proprietary stores	-
531	Department stores	1	59 ex. 591	Other retail stores	1
533	Limited price variety stores	-	592	Liquor stores	-
539	Miscellaneous general merchandise stores	-	594	Book, stationery stores	-
			595	Sporting goods stores, bicycle shops	-
			597	Jewelry stores	-
			5992	Florists	-
54	Food stores	1	5996	Camera, photographic supply stores	1

Standard Notes: - Represents zero. (D) Withheld to avoid disclosure. (NA) Not available.



Reading, Pa., SMSA

CONTENTS


[Page numbers listed here omit the chapter prefix, 82-, which appears as part of number for each page]

	page
Standard Metropolitan Statistical Area Map	1
Chart on Retail Sales: 1963 and 1958	3
TABLE 1 The Central Business District: 1963 and 1958	4
2 The City: 1963 and 1958	5
3 The Standard Metropolitan Statistical Area: 1963 and 1958	6
4 CBD, City, SMSA—Sales Comparisons: 1958 and 1963	7
5 CBD Sales as Percent of City and SMSA Sales: 1963 and 1958	8
6 Other Major Retail Centers in the SMSA: 1963	9

READING, PA.

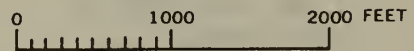
Standard Metropolitan Statistical Area, Central Business District, and Major Retail Centers

STANDARD METROPOLITAN
STATISTICAL AREA
& CENTRAL CITY



**CENTRAL
BUSINESS
DISTRICT**

Comprising Census Tract R-1



READING, PA.

Standard Metropolitan Statistical Area, Central Business District, and Major Retail Centers




CITY &
MAJOR
RETAIL
CENTERS

- Central Business District
- ① Major Retail Centers

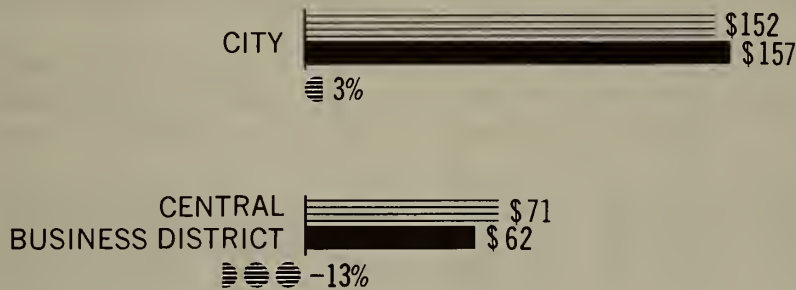


Reading SMSA

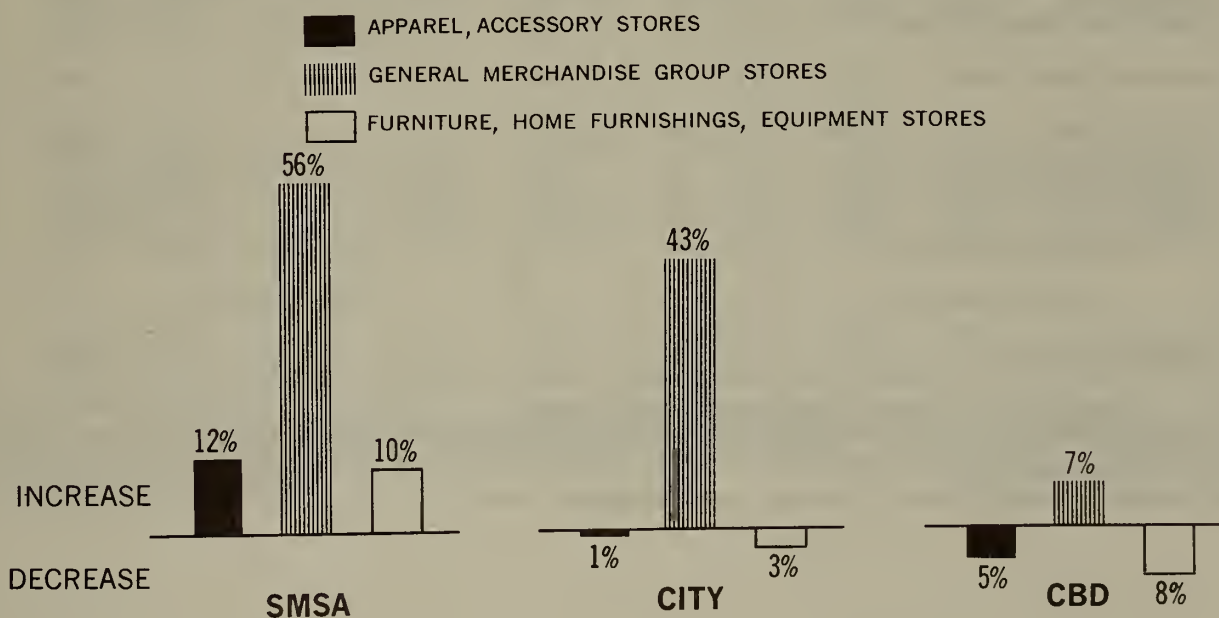
Retail Sales: 1958 and 1963 IN MILLIONS OF DOLLARS



Reading



Percent Change in Sales, 1958-1963 by Types of Stores



1963 CENSUS OF BUSINESS, U.S. Department of Commerce, Bureau of the Census

TABLE 1. The Central Business District: 1963 and 1958

SIC code	Kind of business	1963				1958 ¹		
		Estab- lish- ments	Sales	Payroll, entire year	Paid employees, workweek ended nearest Nov. 15	Estab- lish- ments	Sales	Payroll, entire year
		(number)	(\$1,000)	(\$1,000)	(number)	(number)	(\$1,000)	(\$1,000)
	RETAIL STORES							
	Total ² -----	350	62 168	9 515	3 343	441	71 345	10 662
52	Lumber, building materials, hardware, farm equip- ment dealers -----	7	825	117	30	9	962	138
5251	Hardware stores -----	-	-	-	-	1	(D)	(D)
52 ex. 5251	Other -----	7	825	117	30	8	(D)	(D)
53 part ³	General merchandise group stores ² -----	16	21 678	3 257	1 302	23	20 196	3 415
531	Department stores -----	2	(D)	(D)	(D)	3	(D)	(D)
533	Limited price variety stores -----	7	4 131	662	277	6	4 676	775
539	Miscellaneous general merchandise stores -----	7	(D)	(D)	(D)	12	(D)	(D)
54	Food stores -----	38	6 928	764	241	56	13 277	1 167
55 ex. 554	Automotive dealers -----	2	(D)	(D)	(D)	7	2 307	178
55 pt. (554)	Gasoline service stations -----	4	(D)	(D)	(D)	6	254	18
56	Apparel, accessory stores -----	91	12 308	1 849	634	97	12 977	2 106
561, 567	Men's, boys' apparel stores, custom tailors -----	22	3 397	519	142	24	3 274	557
562-3, 568	Women's clothing, specialty stores -----	41	5 137	822	290	49	6 188	1 019
562	Women's ready-to-wear stores ³ -----	18	3 906	685	224	23	4 479	756
565	Family clothing stores ³ -----	5	(D)	(D)	(D)	1	(D)	(D)
566	Shoe stores -----	16	2 291	271	101	18	2 447	362
564, 569	Other apparel, accessory stores -----	7	(D)	(D)	(D)	3	(D)	(D)
57	Furniture, home furnishings, equipment stores ----	39	6 570	1 321	303	44	7 115	1 247
5712	Furniture stores -----	12	1 904	435	92	17	3 422	670
5713-15, 19	Other home furnishings stores -----	8	605	107	25	9	564	101
572, 573	Household appliance, radio, television, music stores -----	19	4 061	779	186	18	3 129	476
58	Eating, drinking places -----	67	4 451	997	467	100	4 569	978
5812	Eating places -----	40	3 083	764	365	71	3 210	748
5813	Drinking places (alcoholic beverages) -----	27	1 368	233	102	29	1 359	230
59 pt. (591)	Drug stores, proprietary stores -----	9	2 019	317	103	9	1 940	341
59 ex. 591	Other retail stores ⁴ -----	77	6 461	791	233	90	7 748	1 074
592	Liquor stores -----	1	(D)	(D)	(D)	2	(D)	(D)
594	Book, stationery stores -----	2	(D)	(D)	(D)	5	727	126
595	Sporting goods stores, bicycle shops -----	2	(D)	(D)	(D)	3	(D)	(D)
597	Jewelry stores -----	23	1 353	205	53	27	1 025	180
5992	Florists -----	5	267	67	19	4	364	83
5996	Camera, photographic supply stores -----	2	(D)	(D)	(D)	3	508	66
	SELECTED SERVICES							
7011	Hotels, motels -----	5	(D)	(D)	(D)	6	1 495	609
783	Motion picture theaters -----	4	932	212	84	4	813	175

Standard Notes: - Represents zero. (D) Withheld to avoid disclosure. (NA) Not available.

¹1958 group totals for SIC 53 and 56 may include data for "nonemployer" establishments which could not be classified and tabulated by detailed kinds of business.

²Excludes nonstore retailers (i.e., mail order, direct selling, merchandise vending machine operators) part of SIC 53.

³1958 data limited to "employer" establishments.

⁴Includes data for those kinds of business in SIC 59 (ex. 591) not covered in any of the lines below.

TABLE 2. The City: 1963 and 1958

SIC code	Kind of business	1963				1958 ¹		
		Estab- lish- ments (number)	Sales (\$1,000)	Payroll, entire year (\$1,000)	Paid employees, workweek ended nearest Nov. 15 (number)	Estab- lish- ments (number)	Sales (\$1,000)	Payroll, entire year (\$1,000)
	RETAIL STORES							
	Total ² -----	1 231	156 871	19 742	6 455	1 475	151 680	18 934
52	Lumber, building materials, hardware, farm equip- ment dealers -----	32	3 753	692	145	56	7 959	1 508
5251	Hardware stores -----	9	(D)	(D)	(D)	8	(D)	(D)
52 ex. 5251	Other -----	23	(D)	(D)	(D)	48	(D)	(D)
53 part ²	General merchandise group stores ² -----	33	32 260	4 760	1 718	41	22 639	3 604
531	Department stores -----	5	(D)	(D)	(D)	3	(D)	(D)
533	Limited price variety stores -----	14	4 541	714	304	15	5 842	888
539	Miscellaneous general merchandise stores -----	14	(D)	(D)	(D)	14	(D)	(D)
54	Food stores -----	274	29 258	2 483	940	376	34 579	2 641
55 ex. 554	Automotive dealers -----	57	27 995	2 971	554	48	23 749	2 464
55 pt. (554)	Gasoline service stations -----	92	7 808	601	223	101	5 968	428
56	Apparel, accessory stores -----	136	14 943	2 091	720	133	15 118	2 298
561, 567	Men's, boys' apparel stores, custom tailors -----	32	3 713	540	148	31	3 694	599
562-3, 568	Women's clothing, specialty stores -----	60	6 057	888	315	61	6 474	1 052
562	Women's ready-to-wear stores ³ -----	32	4 555	736	244	28	4 645	776
565	Family clothing stores ³ -----	11	(D)	(D)	(D)	3	(D)	(D)
566	Shoe stores -----	26	3 025	365	134	27	2 978	411
564, 569	Other apparel, accessory stores -----	7	(D)	(D)	(D)	7	(D)	(D)
57	Furniture, home furnishings, equipment stores -----	92	10 351	1 822	412	103	10 685	1 713
5712	Furniture stores -----	25	2 913	548	120	27	4 089	741
5713-15, 19	Other home furnishings stores -----	23	1 625	308	58	20	1 526	266
572, 573	Household appliance, radio, television, music stores -----	44	5 813	966	234	56	5 070	706
58	Eating, drinking places -----	290	12 375	2 295	1 149	349	12 510	2 151
5812	Eating places -----	167	7 694	1 606	846	217	7 775	1 491
5813	Drinking places (alcoholic beverages) -----	123	4 681	689	303	132	4 735	660
59 pt. (591)	Drug stores, proprietary stores -----	35	4 083	625	197	37	3 794	611
59 ex. 591	Other retail stores ⁴ -----	190	14 045	1 402	397	231	14 679	1 516
592	Liquor stores -----	13	3 532	195	47	8	2 770	143
594	Book, stationery stores -----	2	(D)	(D)	(D)	13	864	(D)
595	Sporting goods stores, bicycle shops -----	3	1 225	157	45	13	1 793	210
597	Jewelry stores -----	36	1 541	226	60	38	1 170	146
5992	Florists -----	15	857	148	48	12	653	142
5996	Camera, photographic supply stores -----	2	(D)	(D)	(D)	5	(D)	(D)
	SELECTED SERVICES							
7011	Hotels, motels -----	11	1 924	(D)	(D)	13	(D)	(D)
783	Motion picture theaters -----	6	(D)	(D)	(D)	6	(D)	(D)

Standard Notes: - Represents zero. (D) Withheld to avoid disclosure. (NA) Not available.

¹1958 group totals for SIC 53 and 56 may include data for "nonemployer" establishments which could not be classified and tabulated by detailed kinds of business.

²Excludes nonstore retailers (i.e., mail order, direct selling, merchandise vending machine operators) part of SIC 53.

³1958 data limited to "employer" establishments.

⁴Includes data for those kinds of business in SIC 59 (ex. 591) not covered in any of the lines below.

TABLE 3. The Standard Metropolitan Statistical Area: 1963 and 1958

SIC code	Kind of business	1963				1958 ¹		
		Estab- lish- ments (number)	Sales (\$1,000)	Payroll, entire year (\$1,000)	Paid employees, workweek ended nearest Nov. 15 (number)	Estab- lish- ments (number)	Sales (\$1,000)	Payroll, entire year (\$1,000)
RETAIL STORES								
	Total ² -----	2 802	352 426	38 729	12 818	3 026	289 048	31 457
52	Lumber, building materials, hardware, farm equip- ment dealers -----	120	15 201	2 077	479	151	18 757	2 695
5251	Hardware stores -----	35	1 909	210	66	31	2 129	242
52 ex. 5251	Other -----	85	13 292	1 867	413	120	16 628	2 453
53 part ²	General merchandise group stores ² -----	66	47 972	6 467	2 363	100	30 692	4 570
531	Department stores -----	7	34 516	4 772	1 634	4	20 059	3 285
533	Limited price variety stores -----	28	8 001	1 175	501	28	(D)	(D)
539	Miscellaneous general merchandise stores -----	31	5 455	520	228	30	(D)	(D)
54	Food stores -----	599	81 278	6 029	2 035	725	72 024	5 048
55 ex. 554	Automotive dealers -----	154	70 186	6 538	1 293	164	53 033	5 135
55 pt. (554)	Gasoline service stations -----	286	21 757	1 515	592	284	16 336	1 013
56	Apparel, accessory stores -----	212	20 281	2 570	903	204	18 162	2 543
561, 567	Men's, boys' apparel stores, custom tailors -----	43	4 354	611	174	41	4 295	647
562-3, 568	Women's clothing, specialty stores -----	89	9 132	1 088	393	94	7 489	1 119
562	Women's ready-to-wear stores ³ -----	50	7 195	904	304	37	5 249	822
565	Family clothing stores ³ -----	23	1 776	223	73	8	1 804	208
566	Shoe stores -----	42	3 740	442	166	35	3 435	453
564, 569	Other apparel, accessory stores -----	15	1 279	206	97	16	965	116
57	Furniture, home furnishings, equipment stores -----	205	18 776	2 917	707	198	17 021	2 489
5712	Furniture stores -----	65	6 373	974	239	57	6 753	1 045
5713-15, 19	Other home furnishings stores -----	46	2 761	497	98	31	1 969	339
572, 573	Household appliance, radio, television, music stores -----	94	9 642	1 446	370	110	8 299	1 105
58	Eating, drinking places -----	649	29 128	5 523	3 021	683	23 579	4 039
5812	Eating places -----	382	20 047	4 183	2 377	414	15 324	2 994
5813	Drinking places (alcoholic beverages) -----	267	9 081	1 340	644	269	8 255	1 045
59 pt. (591)	Drug stores, proprietary stores -----	60	7 265	1 038	346	70	6 710	935
59 ex. 591	Other retail stores ⁴ -----	451	40 582	4 055	1 079	447	32 734	2 990
592	Liquor stores -----	42	7 735	459	107	28	5 086	288
594	Book, stationery stores -----	3	445	53	15	15	928	151
595	Sporting goods stores, bicycle shops -----	20	1 795	203	55	28	2 275	238
597	Jewelry stores -----	46	2 132	293	81	49	1 593	190
5992	Florists -----	46	1 592	228	77	39	1 164	190
5996	Camera, photographic supply stores -----	6	495	(D)	(D)	6	575	68
SELECTED SERVICES								
7011	Hotels, motels -----	56	3 614	(D)	(D)	68	3 483	1 007
783	Motion picture theaters -----	10	(D)	(D)	(D)	17	(D)	(D)

Standard Notes: - Represents zero. (D) Withheld to avoid disclosure. (NA) Not available.

¹1958 group totals for SIC 53 and 56 may include data for "nonemployer" establishments which could not be classified and tabulated by detailed kinds of business.²Excludes nonstore retailers (i.e., mail order, direct selling, merchandise vending machine operators) part of SIC 53.³1958 data limited to "employer" establishments.⁴Includes data for those kinds of business in SIC 59 (ex. 591) not covered in any of the lines below.

TABLE 4. CBD, City, SMSA—Sales Comparisons: 1958 and 1963

SIC code	Kind of business	Percent change in sales			Percent distribution of sales					
		Central business district	City	Standard metropolitan statistical area	Central business district		City		Standard metropolitan statistical area	
					1963	1958	1963	1958	1963	1958
RETAIL STORES										
	Total ² -----	-12.9	3.4	21.9	100.0	100.0	100.0	100.0	100.0	100.0
52	Lumber, building materials, hardware, farm equipment dealers -----	-14.2	-52.9	-19.0	1.3	1.4	2.3	5.2	4.3	6.5
5251	Hardware stores -----	(D)	(D)	-10.3	-	(D)	(D)	(D)	0.5	0.7
52 ex. 5251	Other -----	(D)	(D)	-20.1	1.3	(D)	(D)	(D)	3.8	5.8
53 part ²	General merchandise group stores ^{1,2} -----	7.3	42.5	56.3	34.9	28.3	20.6	14.9	13.6	10.6
531	Department stores -----	(D)	(D)	72.1	(D)	(D)	(D)	(D)	9.8	6.9
533	Limited price variety stores -----	11.7	22.3	(D)	6.6	6.6	2.9	3.9	2.3	(D)
539	Miscellaneous general merchandise stores -----	(D)	(D)	(D)	(D)	(D)	(D)	(D)	1.5	(D)
54	Food stores -----	-47.8	-15.4	12.9	11.1	18.6	18.7	22.8	23.0	24.9
55 ex. 554	Automotive dealers -----	(D)	17.9	32.3	(D)	3.2	17.8	15.7	19.9	18.3
55 pt. (554)	Gasoline service stations -----	(D)	30.8	33.2	(D)	0.4	5.0	3.9	6.2	5.7
56	Apparel, accessory stores ¹ -----	-5.2	-1.2	11.7	19.8	18.2	9.5	10.1	5.8	6.3
561, 567	Men's, boys' apparel stores, custom tailors -----	3.8	0.5	1.4	5.5	4.6	2.4	2.4	1.2	1.5
562-3, 568	Women's clothing, specialty stores -----	-17.0	-6.4	21.9	8.3	8.7	3.9	4.3	2.6	2.6
562	Women's ready-to-wear stores ³ -----	-12.8	-1.9	37.1	6.3	6.3	2.9	3.1	2.0	1.8
565	Family clothing stores ³ -----	(D)	(D)	-1.6	(D)	(D)	(D)	(D)	0.5	0.6
566	Shoe stores -----	-6.4	1.6	8.9	3.7	3.4	1.9	2.0	1.1	1.2
564, 569	Other apparel, accessory stores -----	(D)	(D)	32.5	(D)	(D)	(D)	(D)	0.4	0.3
57	Furniture, home furnishings, equipment stores -----	-7.7	-3.1	10.3	10.6	10.0	6.6	7.0	5.3	5.9
5712	Furniture stores -----	-44.4	-28.8	-5.6	3.1	4.8	1.9	2.7	1.8	2.3
5713-15, 19	Other home furnishings stores -----	7.3	6.5	40.2	1.0	0.8	1.0	1.0	0.8	0.7
572, 573	Household appliance, radio, television, music stores -----	29.8	14.7	16.2	6.5	4.4	3.7	3.3	2.7	2.9
58	Eating, drinking places -----	-2.6	-1.1	23.5	7.2	6.4	7.9	8.2	8.3	8.2
5812	Eating places -----	-4.0	-1.0	30.8	5.0	4.5	4.9	5.1	5.7	5.3
5813	Drinking places (alcoholic beverages) -----	0.7	1.1	10.0	2.2	1.9	3.0	3.1	2.6	2.9
59 pt. (591)	Drug stores, proprietary stores -----	4.1	7.6	8.3	3.3	2.7	2.6	2.5	2.1	2.3
59 ex. 591	Other retail stores ⁴ -----	-16.6	-4.3	24.0	10.4	10.8	9.0	9.7	11.5	11.3
592	Liquor stores -----	(D)	27.5	52.1	(D)	(D)	2.3	1.8	2.2	1.8
594	Book, stationery stores -----	(D)	(D)	-52.1	(D)	1.0	(D)	0.6	0.1	0.3
595	Sporting goods stores, bicycle shops -----	(D)	-31.7	-21.1	(D)	(D)	0.8	1.2	0.5	0.8
597	Jewelry stores -----	32.0	31.7	33.8	2.2	1.4	1.0	0.8	0.6	0.6
5992	Florists -----	-27.7	31.2	36.8	0.4	0.5	0.5	0.4	0.5	0.4
5996	Camera, photographic supply stores -----	(D)	(D)	-13.9	(D)	0.7	(D)	(D)	0.1	0.2
SELECTED SERVICES										
7011	Hotels, motels -----	(D)	(D)	3.8	(X)	(X)	(X)	(X)	(X)	(X)
783	Motion picture theaters -----	14.6	(D)	(D)	(X)	(X)	(X)	(X)	(X)	(X)

Standard Notes: - Represents zero. (D) Withheld to avoid disclosure. (NA) Not available. (X) Not applicable. (-) Minus sign before number denotes decrease.

¹1958 group totals for SIC 53 and 56 may include data for "nonemployer" establishments which could not be classified and tabulated by detailed kinds of business.

²Excludes nonstore retailers (i.e., mail order, direct selling, merchandise vending machine operators) part of SIC 53.

³1958 data limited to "employer" establishments.

⁴Includes data for those kinds of business in SIC 59 (ex. 591) not covered in any of the lines below.

TABLE 5. CBD Sales as Percent of City and SMSA Sales: 1963 and 1958

SIC code	Kind of business	Central business district sales as—			
		Percent of city sales		Percent of standard metropolitan statistical area sales	
		1963	1958	1963	1958
	RETAIL STORES				
	Total ² -----	39.6	47.0	17.6	24.7
52	Lumber, building materials, hardware, farm equipment dealers -----	22.0	12.1	5.4	5.1
5251	Hardware stores -----	(D)	(D)	-	(D)
52 ex. 5251	Other -----	(D)	(D)	6.2	(D)
53 part ²	General merchandise group stores ^{1,2} -----	67.2	89.2	45.2	65.8
531	Department stores -----	(D)	(D)	(D)	(D)
533	Limited price variety stores -----	91.0	80.0	51.6	(D)
539	Miscellaneous general merchandise stores -----	(D)	(D)	(D)	(D)
54	Food stores -----	23.7	38.4	8.5	18.4
55 ex. 554	Automotive dealers -----	(D)	9.7	(D)	4.4
55 pt. (554)	Gasoline service stations -----	(D)	4.3	(D)	1.6
56	Apparel, accessory stores ¹ -----	82.4	85.8	60.7	71.5
561, 567	Men's, boys' apparel stores, custom tailors -----	91.5	88.6	78.0	76.2
562-3, 568	Women's clothing, specialty stores -----	84.8	95.6	56.3	82.6
562	Women's ready-to-wear stores ³ -----	85.8	96.4	54.3	85.3
565	Family clothing stores ³ -----	(D)	(D)	(D)	(D)
566	Shoe stores -----	75.7	82.2	61.3	71.2
564, 569	Other apparel, accessory stores -----	(D)	(D)	(D)	(D)
57	Furniture, home furnishings, equipment stores -----	63.5	66.6	35.0	41.8
5712	Furniture stores -----	65.4	83.7	29.9	50.7
5713-15, 19	Other home furnishings stores -----	37.2	37.0	21.9	28.6
572, 573	Household appliance, radio, television, music stores -----	69.9	61.7	42.1	37.7
58	Eating, drinking places -----	36.0	36.5	15.3	19.4
5812	Eating places -----	40.1	41.3	15.4	21.0
5813	Drinking places (alcoholic beverages) -----	29.2	28.7	15.1	16.5
59 pt. (591)	Drug stores, proprietary stores -----	49.5	51.1	27.8	28.9
59 ex. 591	Other retail stores ⁴ -----	46.0	52.8	15.9	23.7
592	Liquor stores -----	(D)	(D)	(D)	(D)
594	Book, stationery stores -----	(D)	84.1	(D)	78.3
595	Sporting goods stores, bicycle shops -----	(D)	(D)	(D)	(D)
597	Jewelry stores -----	87.8	87.6	63.5	64.3
5992	Florists -----	31.2	55.7	16.8	31.3
5996	Camera, photographic supply stores -----	(D)	(D)	(D)	88.4
	SELECTED SERVICES				
7011	Hotels, motels -----	(D)	(D)	(D)	42.9
783	Motion picture theaters -----	(D)	(D)	(D)	(D)

Standard Notes: - Represents zero. (D) Withheld to avoid disclosure. (NA) Not available.

¹1958 group totals for SIC 53 and 56 may include data for "nonemployer" establishments which could not be classified and tabulated by detailed kinds of business.

²Excludes nonstore retailers (i.e., mail order, direct selling, merchandise vending machine operators) part of SIC 53.

³1958 data limited to "employer" establishments.


⁴Includes data for those kinds of business in SIC 59 (ex. 591) not covered in any of the lines below.

TABLE 6. Other Major Retail Centers in the SMSA: 1963

MRC No. 1. Includes the planned center known as "Shillington Shopping Center" on E. Lancaster Ave. from Mifflin Blvd. to Bradford Ave. extended. (Shillington)

SIC code	Kind of business	Total	SIC code	Kind of business	Number of establishments
	Retail stores, total:				
	Number -----	22	55 ex. 554	Automotive Dealers -----	-
	Sales ----- \$1,000	13 054	55 pt. (554)	Gasoline service stations -----	2
54, 58, 591	Convenience goods stores:		56	Apparel, accessory stores -----	8
	Number -----	5	561, 567	Men's, boys' apparel stores, custom tailors -----	-
	Sales ----- \$1,000	(D)	562-3, 568	Women's clothing, specialty stores -----	2
53 part, 56, 57	Shopping goods stores:		562	Women's ready-to-wear stores -----	1
	Number -----	13	565	Family clothing stores -----	1
	Sales ----- \$1,000	9 172	566	Shoe stores -----	4
52, 55, 59 ex. 591	All other stores:		564, 569	Other apparel, accessory stores -----	1
	Number -----	4	57	Furniture, home furnishings, equipment stores -----	2
	Sales ----- \$1,000	(D)	5712	Furniture stores -----	1
		Number of establishments	5713-15, 19	Other home furnishings stores -----	-
			572, 573	Household appliance, radio, television, music stores -----	1
	Retail stores, total -----	22	58	Eating, drinking places -----	1
52	Lumber, building materials, hardware, farm equipment dealers -----	-	5812	Eating places -----	1
5251	Hardware stores -----	-	5813	Drinking places (alcoholic beverages) -----	-
52 ex. 5251	Other -----	-	59 pt. (591)	Drug stores, proprietary stores -----	1
53 part	General merchandise group stores -----	3	59 ex. 591	Other retail stores -----	2
531	Department stores -----	1	592	Liquor stores -----	1
533	Limited price variety stores -----	1	594	Book, stationery stores -----	-
539	Miscellaneous general merchandise stores -----	1	595	Sporting goods stores, bicycle shops -----	-
			597	Jewelry stores -----	-
			5992	Florists -----	-
54	Food stores -----	3	5996	Camera, photographic supply stores -----	-

Standard Notes: - Represents zero. (D) Withheld to avoid disclosure. (NA) Not available.



Richmond, Va., SMSA

CONTENTS

[Page numbers listed here omit the chapter prefix, 83-, which appears as part of number for each page]

	page
Standard Metropolitan Statistical Area Map	1
Chart on Retail Sales: 1963 and 1958	3
TABLE 1 The Central Business District: 1963 and 1958	4
2 The City: 1963 and 1958	5
3 The Standard Metropolitan Statistical Area: 1963 and 1958	6
4 CBD, City, SMSA—Sales Comparisons: 1958 and 1963	7
5 CBD Sales as Percent of City and SMSA Sales: 1963 and 1958	8
6 Other Major Retail Centers in the SMSA: 1963	9

CONTENTS

THE NEW YORK PUBLIC LIBRARY

THE ASTOR LENOX AND TILDEN FOUNDATIONS

1215 Broadway, New York

1911

THE NEW YORK PUBLIC LIBRARY

THE ASTOR LENOX AND TILDEN FOUNDATIONS

1215 Broadway, New York

1911

THE NEW YORK PUBLIC LIBRARY

THE ASTOR LENOX AND TILDEN FOUNDATIONS

1215 Broadway, New York


1911

RICHMOND, VA.

Standard Metropolitan Statistical Area, Central Business District, and Major Retail Centers



STANDARD METROPOLITAN
STATISTICAL AREA
& CENTRAL CITY




CENTRAL
BUSINESS
DISTRICT

Comprising Census Tracts
E-1, N-1, N-2, N-3, N-6,
W-1, W-2 and W-3




Richmond SMSA


Retail Sales: 1958 and 1963 IN MILLIONS OF DOLLARS



Richmond



Percent Change in Sales, 1958-1963 by Types of Stores



(D) Withheld to avoid disclosure.

1963 CENSUS OF BUSINESS, U.S. Department of Commerce, Bureau of the Census

TABLE 1. The Central Business District: 1963 and 1958

SIC code	Kind of business	1963				1958 ¹		
		Estab- lish- ments (number)	Sales (\$1,000)	Payroll, entire year (\$1,000)	Paid employees, workweek ended nearest Nov. 15 (number)	Estab- lish- ments (number)	Sales (\$1,000)	Payroll, entire year (\$1,000)
	RETAIL STORES							
	Total ² -----	567	123 906	21 114	8 255	663	141 723	24 218
52	Lumber, building materials, hardware, farm equip- ment dealers -----	11	1 208	179	47	9	1 372	240
5251	Hardware stores -----	2	(D)	(D)	(D)	5	519	87
52 ex. 5251	Other -----	9	(D)	(D)	(D)	4	853	153
53 part ³	General merchandise group stores ² -----	13	(D)	(D)	(D)	8	(D)	(D)
531	Department stores -----	3	(D)	(D)	(D)	3	(D)	(D)
533	Limited price variety stores -----	4	3 723	755	298	3	4 676	893
539	Miscellaneous general merchandise stores -----	6	538	108	32	2	(D)	(D)
54	Food stores -----	77	7 084	491	190	100	8 855	569
55 ex. 554	Automotive dealers -----	6	317	19	7	4	(D)	(D)
55 pt. (554)	Gasoline service stations -----	32	(D)	(D)	(D)	38	1 990	220
56	Apparel, accessory stores -----	99	18 715	3 306	1 053	105	17 778	2 875
561, 567	Men's, boys' apparel stores, custom tailors -----	26	6 206	1 169	320	29	3 872	613
562-3, 568	Women's clothing, specialty stores -----	33	7 786	1 465	482	34	8 664	1 436
562	Women's ready-to-wear stores ³ -----	18	6 947	1 286	420	24	7 557	1 211
565	Family clothing stores ³ -----	16	(D)	(D)	(D)	16	(D)	(D)
566	Shoe stores -----	22	2 793	393	124	24	2 878	382
564, 569	Other apparel, accessory stores -----	2	(D)	(D)	(D)	2	(D)	(D)
57	Furniture, home furnishings, equipment stores -----	66	11 132	2 112	495	78	11 752	1 943
5712	Furniture stores -----	36	7 282	1 464	340	38	7 141	1 144
5713-15, 19	Other home furnishings stores -----	13	879	169	53	11	859	207
572, 573	Household appliance, radio, television, music stores -----	17	2 971	479	102	29	3 752	592
58	Eating, drinking places -----	129	8 175	1 675	770	174	9 295	1 940
5812	Eating places -----	122	7 946	1 649	757	166	8 993	1 883
5813	Drinking places (alcoholic beverages) -----	7	229	26	13	8	302	57
59 pt. (591)	Drug stores, proprietary stores -----	12	4 674	819	286	12	4 641	796
59 ex. 591	Other retail stores ⁴ -----	122	15 346	2 082	632	135	19 818	2 903
592	Liquor stores -----	5	3 958	240	39	4	4 380	146
594	Book, stationery stores -----	4	126	21	6	8	1 537	375
595	Sporting goods stores, bicycle shops -----	3	488	66	15	3	413	58
597	Jewelry stores -----	15	2 934	503	180	17	2 725	627
5992	Florists -----	6	1 080	234	81	10	1 109	264
5996	Camera, photographic supply stores -----	2	(D)	(D)	(D)	6	301	28
	SELECTED SERVICES							
7011	Hotels, motels -----	14	5 046	1 848	862	13	4 843	1 624
783	Motion picture theaters -----	7	812	231	122	6	1 205	287

Standard Notes: - Represents zero. (D) Withheld to avoid disclosure. (NA) Not available.

¹1958 group totals for SIC 53 and 56 may include data for "nonemployer" establishments which could not be classified and tabulated by detailed kinds of business.

²Excludes nonstore retailers (i.e., mail order, direct selling, merchandise vending machine operators) part of SIC 53.

³1958 data limited to "employer" establishments.

⁴Includes data for those kinds of business in SIC 59 (ex. 591) not covered in any of the lines below.

TABLE 2. The City: 1963 and 1958

SIC code	Kind of business	1963				1958 ¹		
		Estab- lish- ments	Sales	Payroll, entire year	Paid employees, workweek ended nearest Nov. 15	Estab- lish- ments	Sales	Payroll, entire year
		(number)	(\$1,000)	(\$1,000)	(number)	(number)	(\$1,000)	(\$1,000)
	RETAIL STORES							
	Total ² -----	2 160	472 640	64 529	20 313	2 762	435 955	56 226
52	Lumber, building materials, hardware, farm equip- ment dealers -----	89	20 570	2 342	559	102	15 677	2 039
5251	Hardware stores -----	49	5 858	727	191	57	5 447	662
52 ex. 5251	Other -----	40	14 712	1 615	368*	45	10 230	1 377
53 part ²	General merchandise group stores ² -----	68	94 378	17 990	6 765	111	84 256	15 680
531	Department stores -----	9	82 950	15 872	5 902	5	(D)	(D)
533	Limited price variety stores -----	28	8 137	1 616	650	45	9 447	1 676
539	Miscellaneous general merchandise stores -----	31	3 291	502	213	31	(D)	(D)
54	Food stores -----	428	83 334	6 638	2 043	573	87 082	5 740
55 ex. 554	Automotive dealers -----	119	101 357	10 575	1 808	114	74 448	8 256
55 pt. (554)	Gasoline service stations -----	283	24 733	2 658	780	379	27 328	2 525
56	Apparel, accessory stores -----	182	29 561	4 689	1 659	218	26 840	4 001
561, 567	Men's, boys' apparel stores, custom tailors -----	45	8 039	1 419	393	49	6 193	904
562-3, 568	Women's clothing, specialty stores -----	49	11 382	1 864	687	68	11 242	1 763
562	Women's ready-to-wear stores ³ -----	25	8 474	1 465	485	42	9 827	1 510
565	Family clothing stores ³ -----	41	5 070	719	341	34	(D)	(D)
566	Shoe stores -----	43	4 528	624	205	54	4 944	635
564, 569	Other apparel, accessory stores -----	4	542	63	33	9	(D)	(D)
57	Furniture, home furnishings, equipment stores -----	137	20 682	3 502	809	161	20 662	3 335
5712	Furniture stores -----	76	12 909	2 355	536	72	12 497	1 914
5713-15, 19	Other home furnishings stores -----	28	2 010	295	88	27	1 604	332
572, 573	Household appliance, radio, television, music stores -----	33	5 763	852	185	62	6 561	1 089
58	Eating, drinking places -----	478	32 538	6 802	3 134	625	29 846	5 619
5812	Eating places -----	439	28 576	6 478	2 995	583	28 518	5 484
5813	Drinking places (alcoholic beverages) -----	39	3 962	324	139	42	1 328	135
59 pt. (591)	Drug stores, proprietary stores -----	84	21 432	3 512	1 253	99	18 639	2 946
59 ex. 591	Other retail stores ⁴ -----	292	44 055	5 821	1 503	380	51 177	6 085
592	Liquor stores -----	20	14 341	770	131	18	15 196	506
594	Book, stationery stores -----	12	(D)	(D)	(D)	20	(D)	(D)
595	Sporting goods stores, bicycle shops -----	12	1 272	152	37	12	977	126
597	Jewelry stores -----	30	3 973	645	229	39	4 121	840
5992	Florists -----	23	2 359	492	152	26	(D)	(D)
5996	Camera, photographic supply stores -----	6	1 861	217	49	14	(D)	(D)
	SELECTED SERVICES							
7011	Hotels, motels -----	31	8 079	(D)	(D)	33	(D)	(D)
783	Motion picture theaters -----	14	(D)	(D)	(D)	16	(D)	(D)

Standard Notes: - Represents zero. (D) Withheld to avoid disclosure. (NA) Not available.

¹1958 group totals for SIC 53 and 56 may include data for "nonemployer" establishments which could not be classified and tabulated by detailed kinds of business.²Excludes nonstore retailers (i.e., mail order, direct selling, merchandise vending machine operators) part of SIC 53.³1958 data limited to "employer" establishments.⁴Includes data for those kinds of business in SIC 59 (ex. 591) not covered in any of the lines below.

TABLE 3. The Standard Metropolitan Statistical Area: 1963 and 1958

SIC code	Kind of business	1963				1958 ¹		
		Estab- lish- ments (number)	Sales (\$1,000)	Payroll, entire year (\$1,000)	Paid employees, workweek ended nearest Nov. 15 (number)	Estab- lish- ments (number)	Sales (\$1,000)	Payroll, entire year (\$1,000)
	RETAIL STORES							
	Total ² -----	3 070	652 560	82 583	26 147	3 529	528 057	64 109
52	Lumber, building materials, hardware, farm equip- ment dealers -----	130	28 167	3 315	795	147	20 294	2 583
5251	Hardware stores -----	72	7 594	939	258	74	6 311	722
52 ex. 5251	Other -----	58	20 573	2 376	537	73	13 983	1 861
53 part ³	General merchandise group stores ² -----	120	111 909	19 984	7 565	171	90 301	16 246
531	Department stores -----	13	92 229	16 695	6 233	7	74 338	14 065
533	Limited price variety stores -----	43	11 389	2 232	929	59	(D)	(D)
539	Miscellaneous general merchandise stores -----	64	8 291	1 057	403	61	(D)	(D)
54	Food stores -----	617	135 344	10 378	3 178	757	123 161	7 864
55 ex. 554	Automotive dealers -----	171	131 191	13 013	2 311	151	86 399	9 354
55 pt. (554)	Gasoline service stations -----	482	46 802	4 849	1 378	543	38 462	3 410
56	Apparel, accessory stores -----	222	46 997	6 449	2 359	234	28 343	4 215
561, 567	Men's, boys' apparel stores, custom tailors -----	51	9 947	1 714	480	49	6 193	904
562-3, 568	Women's clothing, specialty stores -----	66	21 378	2 737	1 001	73	11 971	1 857
562	Women's ready-to-wear stores ³ -----	38	18 240	2 295	781	47	10 556	1 404
565	Family clothing stores ³ -----	50	9 061	1 102	553	37	3 837	652
566	Shoe stores -----	51	5 938	815	281	58	5 377	709
564, 569	Other apparel, accessory stores -----	4	673	81	44	11	883	93
57	Furniture, home furnishings, equipment stores -----	201	27 117	4 352	1 016	195	23 441	3 718
5712	Furniture stores -----	104	15 817	2 780	636	81	13 295	2 024
5713-15, 19	Other home furnishings stores -----	34	2 628	359	107	31	1 885	390
572, 573	Household appliance, radio, television, music stores -----	63	8 672	1 213	273	83	8 261	1 304
58	Eating, drinking places -----	620	40 643	8 521	3 938	756	35 264	6 449
5812	Eating places -----	567	35 929	8 135	3 768	702	33 546	6 276
5813	Drinking places (alcoholic beverages) -----	53	4 714	386	170	54	1 718	173
59 pt. (591)	Drug stores, proprietary stores -----	123	30 464	4 971	1 851	123	22 897	3 618
59 ex. 591	Other retail stores ⁴ -----	384	53 926	6 751	1 756	452	59 495	6 652
592	Liquor stores -----	24	(D)	(D)	(D)	22	17 843	600
594	Book, stationery stores -----	14	755	116	33	21	2 624	546
595	Sporting goods stores, bicycle shops -----	15	1 391	159	43	15	1 017	126
597	Jewelry stores -----	35	4 481	695	247	39	4 142	847
5992	Florists -----	31	2 608	521	164	28	2 061	408
5996	Camera, photographic supply stores -----	6	1 861	217	49	15	915	65
	SELECTED SERVICES							
7011	Hotels, motels -----	86	10 558	3 073	1 530	35	6 309	2 058
783	Motion picture theaters -----	23	(D)	(D)	(D)	26	(D)	(D)

Standard Notes: - Represents zero. (D) Withheld to avoid disclosure. (NA) Not available.

¹1958 group totals for SIC 53 and 56 may include data for "nonemployer" establishments which could not be classified and tabulated by detailed kinds of business.²Excludes nonstore retailers (i.e., mail order, direct selling, merchandise vending machine operators) part of SIC 53.³1958 data limited to "employer" establishments.⁴Includes data for those kinds of business in SIC 59 (ex. 591) not covered in any of the lines below.

TABLE 4. CBD, City, SMSA—Sales Comparisons: 1958 and 1963

SIC code	Kind of business	Percent change in sales			Percent distribution of sales					
		Central business district	City	Standard metropolitan statistical area	Central business district		City		Standard metropolitan statistical area	
					1963	1958	1963	1958	1963	1958
RETAIL STORES										
	Total ² -----	-12.6	8.4	23.6	100.0	100.0	100.0	100.0	100.0	100.0
52	Lumber, building materials, hardware, farm equipment dealers -----	-12.0	31.2	38.8	1.0	1.0	4.4	3.6	4.3	3.8
5251	Hardware stores -----	(D)	7.5	20.3	(D)	0.4	1.2	1.3	1.2	1.2
52 ex. 5251	Other -----	(D)	43.8	47.1	(D)	0.6	3.1	2.3	3.2	2.6
53 part ²	General merchandise group stores ^{1,2} -----	(D)	12.0	23.9	(D)	(D)	20.0	19.3	17.1	17.1
531	Department stores -----	(D)	(D)	24.1	(D)	(D)	17.6	(D)	14.1	14.1
533	Limited price variety stores -----	-20.4	-13.9	(D)	3.0	3.3	1.7	2.2	1.7	(D)
539	Miscellaneous general merchandise stores -----	(D)	(D)	(D)	0.4	(D)	0.7	(D)	1.3	(D)
54	Food stores -----	-20.0	-4.3	9.9	5.7	6.2	17.6	20.0	20.7	23.3
55 ex. 554	Automotive dealers -----	(D)	36.1	51.8	0.3	(D)	21.4	17.1	20.1	16.4
55 pt. (554)	Gasoline service stations -----	(D)	-9.5	21.7	(D)	1.4	5.2	6.3	7.2	7.3
56	Apparel, accessory stores ¹ -----	5.3	10.1	65.8	15.1	12.5	6.3	6.2	7.2	5.4
561, 567	Men's, boys' apparel stores, custom tailors -----	60.3	29.8	60.6	5.0	2.7	1.7	1.4	1.5	1.2
562-3, 568	Women's clothing, specialty stores -----	-10.1	1.2	78.6	6.3	6.1	2.4	2.6	3.3	2.3
562	Women's ready-to-wear stores ³ -----	-8.1	-13.8	72.8	5.6	5.3	1.8	2.3	2.8	2.0
565	Family clothing stores ³ -----	(D)	(D)	136.4	(D)	(D)	1.1	(D)	1.4	0.7
566	Shoe stores -----	-3.0	-8.4	10.4	2.3	2.0	1.0	1.1	0.9	1.1
564, 569	Other apparel, accessory stores -----	(D)	(D)	-2.38	(D)	(D)	0.1	(D)	0.1	0.2
57	Furniture, home furnishings, equipment stores -----	-5.3	0.1	15.7	9.0	8.3	4.4	4.7	4.2	4.4
5712	Furniture stores -----	2.0	3.3	19.0	5.9	5.0	2.7	2.9	2.4	2.5
5713-15, 19	Other home furnishings stores -----	2.3	25.3	39.4	0.7	0.6	0.4	0.4	0.4	0.4
572, 573	Household appliance, radio, television, music stores -----	-20.8	-12.2	5.0	2.4	2.6	1.2	1.5	1.3	1.6
58	Eating, drinking places -----	-12.1	9.0	15.3	6.6	6.6	6.9	6.8	6.2	6.7
5812	Eating places -----	-11.7	0.2	7.1	6.4	6.3	6.0	6.5	5.5	6.4
5813	Drinking places (alcoholic beverages) -----	-24.2	198.3	174.4	0.2	0.2	0.8	0.3	0.7	0.3
59 pt. (591)	Drug stores, proprietary stores -----	0.7	15.0	33.0	3.9	3.3	4.5	4.3	4.7	4.3
59 ex. 591	Other retail stores ⁴ -----	-22.6	-13.9	-9.4	12.4	14.0	9.3	11.7	8.3	11.3
592	Liquor stores -----	-9.6	-5.6	(D)	3.2	3.1	3.0	3.5	(D)	3.4
594	Book, stationery stores -----	-91.8	(D)	-71.2	0.1	1.1	(D)	(D)	0.1	0.5
595	Sporting goods stores, bicycle shops -----	18.2	30.2	36.8	0.4	0.3	0.3	0.2	0.2	0.2
597	Jewelry stores -----	7.7	-3.6	8.2	2.4	1.9	0.8	0.9	0.7	0.8
5992	Florists -----	-2.6	(D)	26.5	0.9	0.8	0.5	(D)	0.4	0.4
5996	Camera, photographic supply stores -----	(D)	(D)	103.4	(D)	0.2	0.4	(D)	0.3	0.2
SELECTED SERVICES										
7011	Hotels, motels -----	4.2	(D)	67.3	(x)	(x)	(x)	(x)	(x)	(x)
783	Motion picture theaters -----	-32.6	(D)	(D)	(x)	(x)	(x)	(x)	(x)	(x)

Standard Notes: - Represents zero. (D) Withheld to avoid disclosure. (NA) Not available. (X) Not applicable. (-) Minus sign before number denotes decrease.
¹1958 group totals for SIC 53 and 56 may include data for "nonemployer" establishments which could not be classified and tabulated by detailed kinds of business.
²Excludes nonstore retailers (i.e., mail order, direct selling, merchandise vending machine operators) part of SIC 53.
³1958 data limited to "employer" establishments.
⁴Includes data for those kinds of business in SIC 59 (ex. 591) not covered in any of the lines below.

TABLE 5. CBD Sales as Percent of City and SMSA Sales: 1963 and 1958

SIC code	Kind of business	Central business district sales as—			
		Percent of city sales		Percent of standard metropolitan statistical area sales	
		1963	1958	1963	1958
	RETAIL STORES				
	Total ² -----	26.2	32.5	19.0	26.8
52	Lumber, building materials, hardware, farm equipment dealers -----	5.9	8.8	4.3	6.8
5251	Hardware stores -----	(D)	9.5	(D)	8.2
52 ex. 5251	Other -----	(D)	8.3	(D)	6.1
53 part ¹	General merchandise group stores ^{1,2} -----	(D)	(D)	(D)	(D)
531	Department stores -----	(D)	(D)	(D)	(D)
533	Limited price variety stores -----	45.8	49.5	32.7	(D)
539	Miscellaneous general merchandise stores -----	16.3	(D)	6.5	(D)
54	Food stores -----	8.5	10.2	5.2	7.2
55 ex. 554	Automotive dealers -----	0.3	(D)	0.2	(D)
55 pt. (554)	Gasoline service stations -----	(D)	7.3	(D)	5.2
56	Apparel, accessory stores ¹ -----	63.3	66.2	39.8	62.7
561, 567	Men's, boys' apparel stores, custom tailors -----	77.2	62.5	62.4	62.5
562-3, 568	Women's clothing, specialty stores -----	68.4	77.1	36.4	72.4
562	Women's ready-to-wear stores ³ -----	82.0	76.9	38.1	71.6
565	Family clothing stores ³ -----	(D)	(D)	(D)	(D)
566	Shoe stores -----	61.7	58.2	47.0	53.5
564, 569	Other apparel, accessory stores -----	(D)	(D)	(D)	(D)
57	Furniture, home furnishings, equipment stores -----	53.8	56.9	41.1	50.1
5712	Furniture stores -----	56.4	57.1	46.0	53.7
5713-15, 19	Other home furnishings stores -----	43.7	53.6	33.4	45.6
572, 573	Household appliance, radio, television, music stores -----	51.6	57.2	34.3	45.4
58	Eating, drinking places -----	25.1	31.1	20.1	26.4
5812	Eating places -----	27.8	32.5	22.1	26.8
5813	Drinking places (alcoholic beverages) -----	5.8	22.7	4.9	17.6
59 pt. (591)	Drug stores, proprietary stores -----	21.8	24.9	15.3	20.3
59 ex. 591	Other retail stores ⁴ -----	34.8	38.7	28.5	33.3
592	Liquor stores -----	27.6	28.8	(D)	24.5
594	Book, stationery stores -----	(D)	(D)	16.7	58.6
595	Sporting goods stores, bicycle shops -----	38.4	42.3	35.1	40.6
597	Jewelry stores -----	73.8	66.1	65.5	65.8
5992	Florists -----	45.8	(D)	41.4	53.8
5996	Camera, photographic supply stores -----	(D)	(D)	(D)	32.9
	SELECTED SERVICES				
7011	Hotels, motels -----	(D)	(D)	47.8	76.8
783	Motion picture theaters -----	(D)	(D)	(D)	(D)

Standard Notes: - Represents zero. (D) Withheld to avoid disclosure. (NA) Not available.

¹1958 group totals for SIC 53 and 56 may include data for "nonemployer" establishments which could not be classified and tabulated by detailed kinds of business.

²Excludes nonstore retailers (i.e., mail order, direct selling, merchandise vending machine operators) part of SIC 53.

³1958 data limited to "employer" establishments.

⁴Includes data for those kinds of business in SIC 59 (ex. 591) not covered in any of the lines below.

TABLE 6. Other Major Retail Centers in the SMSA: 1963

MRC No. 1. Includes the establishments on Hull St. from 9th St. to 19th St. (Richmond)

SIC code	Kind of business	Total	SIC code	Kind of business	Number of establishments
	Retail stores, total:				
	Number	95	55 ex. 554	Automotive Dealers	8
	Sales	10 228			
54, 58, 591	Convenience goods stores:		55 pt. (554)	Gasoline service stations	2
	Number	21	56	Apparel, accessory stores	21
	Sales	2 288	561, 567	Men's, boys' apparel stores, custom tailors	8
53 part, 56, 57	Shopping goods stores:		562-3, 568	Women's clothing, specialty stores	3
	Number	39	562	Women's ready-to-wear stores	2
	Sales	4 139	565	Family clothing stores	5
52, 55, 59 ex. 591	All other stores:		566	Shoe stores	5
	Number	35	564, 569	Other apparel, accessory stores	-
	Sales	3 801	57	Furniture, home furnishings, equipment stores	14
			5712	Furniture stores	9
			5713-15, 19	Other home furnishings stores	-
			572, 573	Household appliance, radio, television, music stores	5
	Retail stores, total	95	58	Eating, drinking places	13
52	Lumber, building materials, hardware, farm equipment dealers	5	5812	Eating places	12
5251	Hardware stores	3	5813	Drinking places (alcoholic beverages)	1
52 ex. 5251	Other	2	59 pt. (591)	Drug stores, proprietary stores	3
53 part	General merchandise group stores	4	59 ex. 591	Other retail stores	20
531	Department stores	1	592	Liquor stores	1
533	Limited price variety stores	2	594	Book, stationery stores	1
539	Miscellaneous general merchandise stores	1	595	Sporting goods stores, bicycle shops	2
			597	Jewelry stores	7
			5992	Florists	1
54	Food stores	5	5996	Camera, photographic supply stores	-

MRC No. 2. Includes the planned centers known as "Southside Plaza Shopping Center" and "Circle Shopping Center" and establishments on Hull St. Rd. from Belt Blvd. to A.C.L. R.R. and on Belt Blvd. from No. 133 to Hull St. Rd.

SIC code	Kind of business	Total	SIC code	Kind of business	Number of establishments
	Retail stores, total:				
	Number	58	55 ex. 554	Automotive dealers	4
	Sales	23 196			
54, 58, 591	Convenience goods stores:		55 pt. (554)	Gasoline service stations	5
	Number	19	56	Apparel, accessory stores	11
	Sales	8 133	561, 567	Men's, boys' apparel stores, custom tailors	2
53 part, 56, 57	Shopping goods stores:		562-3, 568	Women's clothing, specialty stores	5
	Number	22	562	Women's ready-to-wear stores	4
	Sales	11 552	565	Family clothing stores	-
52, 55, 59 ex. 591	All other stores:		566	Shoe stores	4
	Number	17	564, 569	Other apparel, accessory stores	-
	Sales	3 511	57	Furniture, home furnishings, equipment stores	5
			5712	Furniture stores	-
			5713-15, 19	Other home furnishings stores	2
			572, 573	Household appliance, radio, television, music stores	3
	Retail stores, total	58	58	Eating, drinking places	9
52	Lumber, building materials, hardware, farm equipment dealers	2	5812	Eating places	9
5251	Hardware stores	1	5813	Drinking places (alcoholic beverages)	-
52 ex. 5251	Other	1	59 pt. (591)	Drug stores, proprietary stores	4
53 part	General merchandise group stores	6	59 ex. 591	Other retail stores	6
531	Department stores	2	592	Liquor stores	1
533	Limited price variety stores	2	594	Book, stationery stores	-
539	Miscellaneous general merchandise stores	2	595	Sporting goods stores, bicycle shops	-
			597	Jewelry stores	2
			5992	Florists	-
54	Food stores	6	5996	Camera, photographic supply stores	-

Standard Notes: - Represents zero. (D) Withheld to avoid disclosure. (NA) Not available.

TABLE 6. Other Major Retail Centers in the SMSA: 1963—Continued

MRC No. 3. Includes the planned center known as "Willow Lawn Shopping Center" and establishments on Willow Lawn Dr. from Monument Ave. to Broad St. Rd.

SIC code	Kind of business	Total	SIC code	Kind of business	Number of establishments
	Retail stores, total:				
	Number	46	55 ex. 554	Automotive Dealers	1
	Sales	20 736	55 pt. (554)	Gasoline service stations	1
54, 58, 591	Convenience goods stores:		56	Apparel, accessory stores	19
	Number	8	561, 567	Men's, boys' apparel stores, custom tailors	4
	Sales	6 138	562-3, 568	Women's clothing, specialty stores	7
53 part, 56, 57	Shopping goods stores:		562	Women's ready-to-wear stores	5
	Number	25	565	Family clothing stores	2
	Sales	12 262	566	Shoe stores	6
52, 55, 59 ex. 591	All other stores:		564, 569	Other apparel, accessory stores	-
	Number	13	57	Furniture, home furnishings, equipment stores	2
	Sales	2 336	5712	Furniture stores	-
			5713-15, 19	Other home furnishings stores	-
			572, 573	Household appliance, radio, television, music stores	2
	Retail stores, total	46	58	Eating, drinking places	3
52	Lumber, building materials, hardware, farm equipment dealers	1	5812	Eating places	3
5251	Hardware stores	1	5813	Drinking places (alcoholic beverages)	-
52 ex. 5251	Other	-	59 pt. (591)	Drug stores, proprietary stores	1
53 part	General merchandise group stores	4	59 ex. 591	Other retail stores	10
531	Department stores	1	592	Liquor stores	1
533	Limited price variety stores	2	594	Book, stationery stores	-
539	Miscellaneous general merchandise stores	1	595	Sporting goods stores, bicycle shops	-
			597	Jewelry stores	4
			5992	Florists	1
54	Food stores	4	5996	Camera, photographic supply stores	-

MRC No. 4. Includes the establishments on W. Broad St. from Lombardy to N. Meadow (Richmond)

SIC code	Kind of business	Total	SIC code	Kind of business	Number of establishments
	Retail stores, total:				
	Number	18	55 ex. 554	Automotive dealers	2
	Sales	24 151	55 pt. (554)	Gasoline service stations	2
54, 58, 591	Convenience goods stores:		56	Apparel, accessory stores	1
	Number	5	561, 567	Men's, boys' apparel stores, custom tailors	1
	Sales	(D)	562-3, 568	Women's clothing, specialty stores	-
53 part, 56, 57	Shopping goods stores:		562	Women's ready-to-wear stores	-
	Number	7	565	Family clothing stores	-
	Sales	(D)	566	Shoe stores	-
52, 55, 59 ex. 591	All other stores:		564, 569	Other apparel, accessory stores	-
	Number	6	57	Furniture, home furnishings, equipment stores	5
	Sales	2 466	5712	Furniture stores	-
			5713-15, 19	Other home furnishings stores	1
			572, 573	Household appliance, radio, television, music stores	4
	Retail stores, total	18	58	Eating, drinking places	3
52	Lumber, building materials, hardware, farm equipment dealers	1	5812	Eating places	3
5251	Hardware stores	1	5813	Drinking places (alcoholic beverages)	-
52 ex. 5251	Other	-	59 pt. (591)	Drug stores, proprietary stores	-
53 part	General merchandise group stores	1	59 ex. 591	Other retail stores	1
531	Department stores	1	592	Liquor stores	-
533	Limited price variety stores	-	594	Book, stationery stores	-
539	Miscellaneous general merchandise stores	-	595	Sporting goods stores, bicycle shops	1
			597	Jewelry stores	-
			5992	Florists	-
54	Food stores	2	5996	Camera, photographic supply stores	-

Standard Notes: - Represents zero. (D) Withheld to avoid disclosure. (NA) Not available.

Rochester, N.Y., SMSA

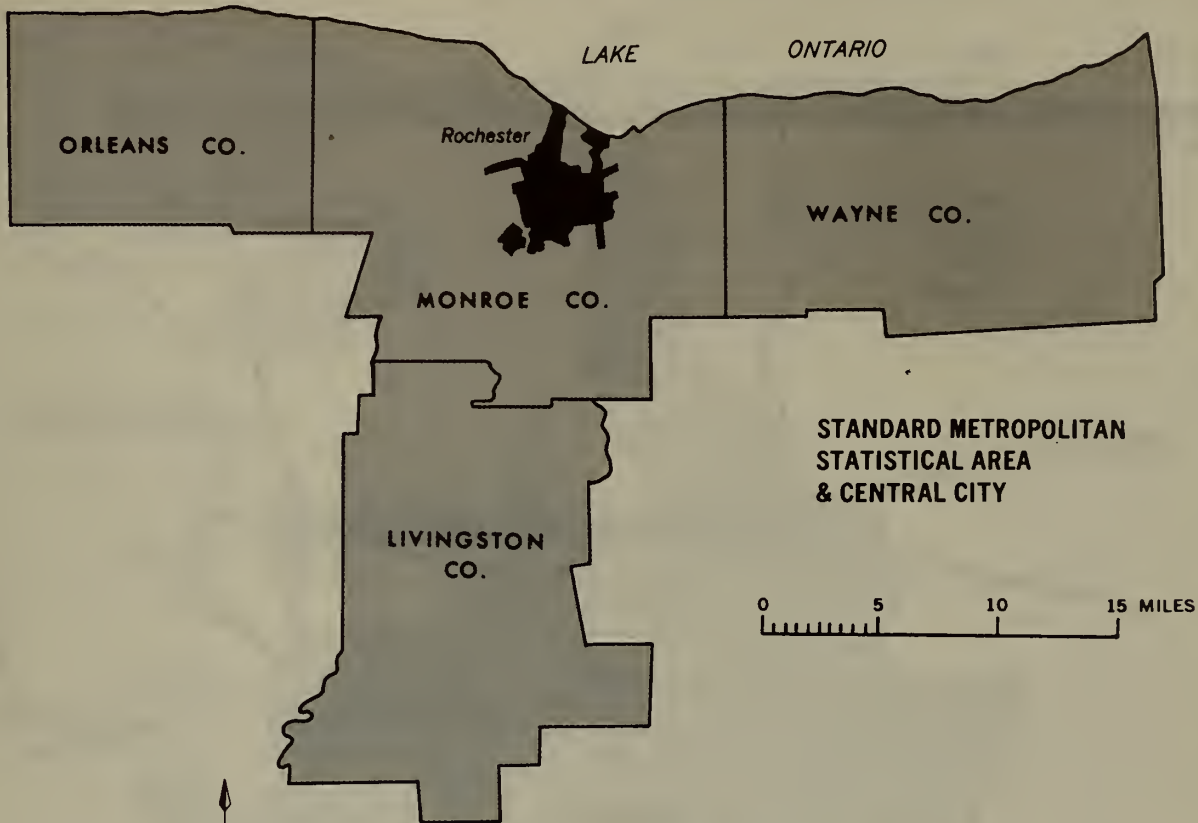
CONTENTS

[Page numbers listed here omit the chapter prefix, 84-, which appears as part of number for each page]

	page
Standard Metropolitan Statistical Area Map	1
Chart on Retail Sales: 1963 and 1958	3
TABLE 1 The Central Business District: 1963 and 1958	4
2 The City: 1963 and 1958	5
3 The Standard Metropolitan Statistical Area: 1963 and 1958	6
4 CBD, City, SMSA—Sales Comparisons: 1958 and 1963	7
5 CBD Sales as Percent of City and SMSA Sales: 1963 and 1958	8
6 Other Major Retail Centers in the SMSA: 1963	9

ROCHESTER, N.Y.

Standard Metropolitan Statistical Area, Central Business District, and Major Retail Centers



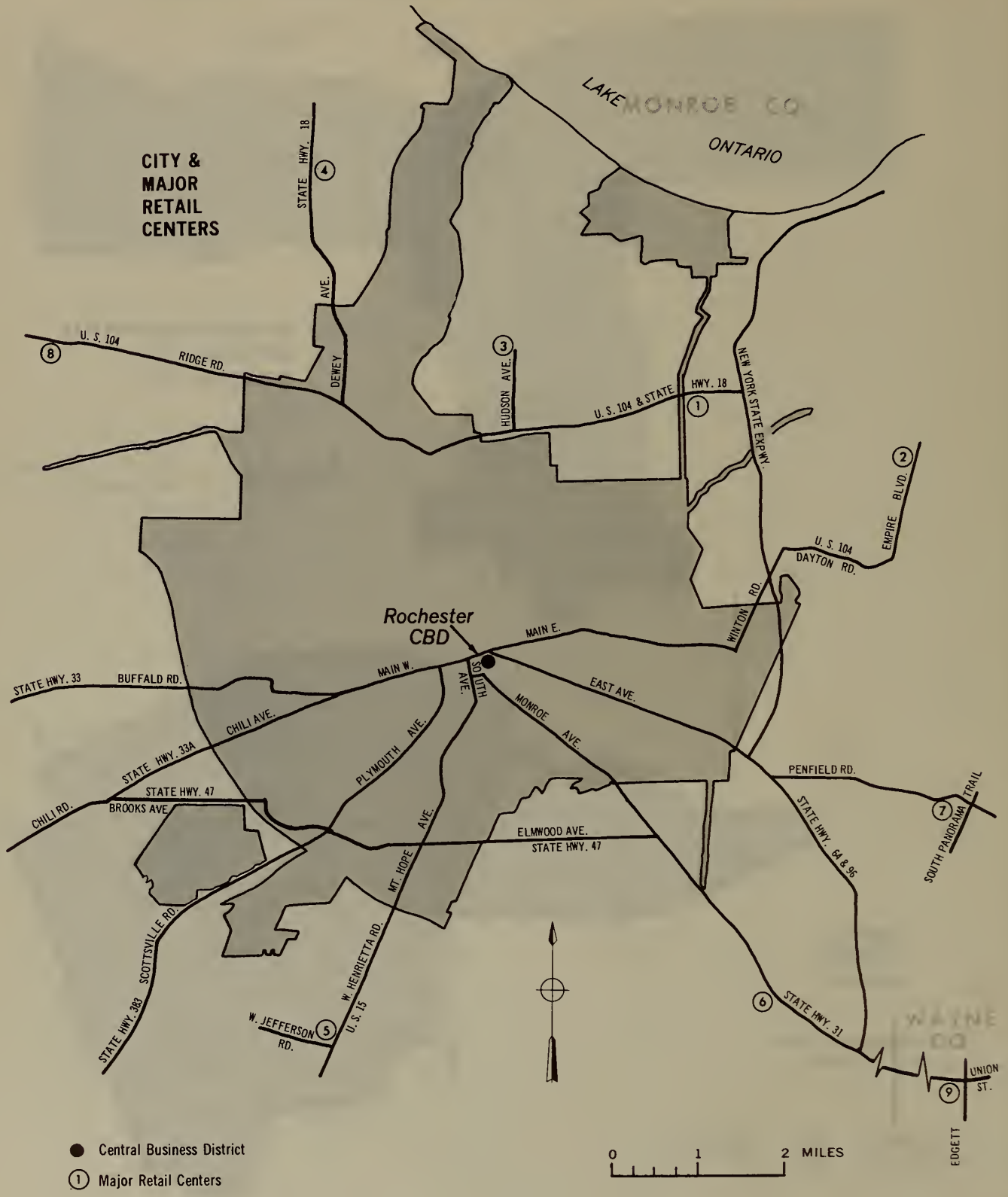
CENTRAL BUSINESS DISTRICT

Comprising Census Tracts
1, 5, 9, 28, 90




ROCHESTER, N.Y.

Standard Metropolitan Statistical Area, Central Business District, and Major Retail Centers




Rochester SMSA

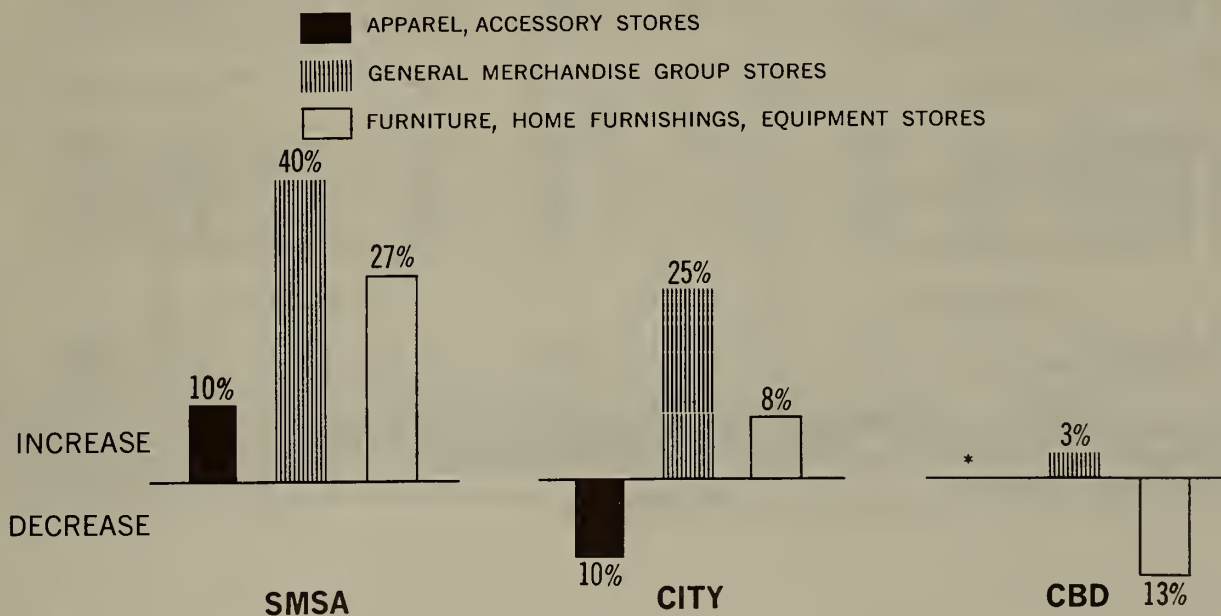
Retail Sales: 1958 and 1963 IN MILLIONS OF DOLLARS



Rochester



Percent Change in Sales, 1958-1963 by Types of Stores



* Less than 1/2 of 1%

1963 CENSUS OF BUSINESS, U.S. Department of Commerce, Bureau of the Census

TABLE 1. The Central Business District: 1963 and 1958

SIC code	Kind of business	1963				1958 ¹		
		Estab- lish- ments	Sales	Payroll, entire year	Paid employees, workweek ended nearest Nov. 15	Estab- lish- ments	Sales	Payroll, entire year
		(number)	(\$1,000)	(\$1,000)	(number)	(number)	(\$1,000)	(\$1,000)
	RETAIL STORES							
	Total ² -----	558	204 298	33 982	10 514	697	193 453	33 300
52	Lumber, building materials, hardware, farm equip- ment dealers -----	10	1 118	184	27	17	2 251	414
5251	Hardware stores -----	2	(D)	(D)	(D)	2	(D)	(D)
52 ex. 5251	Other -----	8	(D)	(D)	(D)	15	(D)	(D)
53 part ²	General merchandise group stores ² -----	14	76 832	14 745	5 450	17	74 580	14 641
531	Department stores -----	4	71 408	13 622	5 032	6	(D)	(D)
533	Limited price variety stores -----	4	4 480	939	358	5	6 057	1 266
539	Miscellaneous general merchandise stores -----	6	944	184	60	6	(D)	(D)
54	Food stores -----	43	7 278	567	153	59	8 958	761
55 ex. 554	Automotive dealers -----	17	38 958	3 791	543	26	29 258	3 131
55 pt. (554)	Gasoline service stations -----	21	1 061	103	29	27	1 409	144
56	Apparel, accessory stores -----	108	30 011	5 391	1 719	128	29 943	5 294
561, 567	Men's, boys' apparel stores, custom tailors -----	30	5 985	1 016	262	37	4 900	790
562-3, 568	Women's clothing, specialty stores -----	40	15 067	2 619	913	45	14 158	2 615
562	Women's ready-to-wear stores ³ -----	18	12 132	2 048	775	28	12 210	2 202
565	Family clothing stores ³ -----	6	(D)	(D)	(D)	7	(D)	(D)
566	Shoe stores -----	28	3 150	468	134	33	3 122	426
564, 569	Other apparel, accessory stores -----	4	(D)	(D)	(D)	4	(D)	(D)
57	Furniture, home furnishings, equipment stores -----	39	13 440	2 373	422	55	15 387	2 458
5712	Furniture stores -----	15	6 291	1 197	213	19	7 136	1 157
5713-15, 19	Other home furnishings stores -----	6	376	71	15	11	1 231	196
572, 573	Household appliance, radio, television, music stores -----	18	6 773	1 105	194	25	7 020	1 105
58	Eating, drinking places -----	151	11 870	3 317	1 290	179	12 785	3 405
5812	Eating places -----	108	9 474	2 775	1 102	127	9 481	2 815
5813	Drinking places (alcoholic beverages) -----	43	2 396	542	188	52	3 304	590
59 pt. (591)	Drug stores, proprietary stores -----	16	3 201	469	137	15	3 336	497
59 ex. 591	Other retail stores ⁴ -----	139	20 529	3 042	744	174	15 546	2 555
592	Liquor stores -----	14	1 366	71	29	11	976	47
594	Book, stationery stores -----	9	(D)	(D)	(D)	14	1 958	487
595	Sporting goods stores, bicycle shops -----	7	1 054	144	29	11	1 032	128
597	Jewelry stores -----	27	2 924	496	105	32	3 662	665
5992	Florists -----	6	310	68	20	5	410	104
5996	Camera, photographic supply stores -----	2	(D)	(D)	(D)	3	(D)	(D)
	SELECTED SERVICES							
7011	Hotels, motels -----	15	6 418	2 501	795	14	6 038	2 478
783	Motion picture theaters -----	6	1 284	404	132	6	1 659	445

Standard Notes: - Represents zero. (D) Withheld to avoid disclosure. (NA) Not available.

¹1958 group totals for SIC 53 and 56 may include data for "nonemployer" establishments which could not be classified and tabulated by detailed kinds of business.

²Excludes nonstore retailers (i.e., mail order, direct selling, merchandise vending machine operators) part of SIC 53.

³1958 data limited to "employer" establishments.

⁴Includes data for those kinds of business in SIC 59 (ex. 591) not covered in any of the lines below.

TABLE 2. The City: 1963 and 1958

SIC code	Kind of business	1963				1958 ¹		
		Estab- lish- ments (number)	Sales (\$1,000)	Payroll, entire year (\$1,000)	Paid employees, workweek ended nearest Nov. 15 (number)	Estab- lish- ments (number)	Sales (\$1,000)	Payroll, entire year (\$1,000)
	RETAIL STORES							
	Total ² -----	2 936	590 942	75 406	22 333	3 770	540 154	69 220
52	Lumber, building materials, hardware, farm equip- ment dealers -----	154	21 840	3 103	631	194	25 664	3 251
5251	Hardware stores -----	65	4 123	500	134	67	3 940	468
52 ex. 5251	Other -----	89	17 717	2 603	497	127	21 724	2 783
53 part ²	General merchandise group stores ² -----	51	104 695	17 464	6 553	90	83 599	15 904
531	Department stores -----	9	91 432	15 447	5 792	8	70 878	13 660
533	Limited price variety stores -----	20	5 635	973	398	28	(D)	(D)
539	Miscellaneous general merchandise stores -----	22	7 628	1 044	363	46	(D)	(D)
54	Food stores -----	650	122 076	9 206	2 748	831	116 656	7 970
55 ex. 554	Automotive dealers -----	113	135 526	12 525	2 085	162	100 536	10 300
55 pt. (554)	Gasoline service stations -----	247	23 914	2 200	774	391	27 280	2 305
56	Apparel, accessory stores -----	249	40 471	7 149	2 273	318	44 974	7 393
561, 567	Men's, boys' apparel stores, custom tailors -----	54	6 883	1 122	292	70	6 557	990
562-3, 568	Women's clothing, specialty stores -----	94	21 212	3 785	1 291	113	21 398	3 720
562	Women's ready-to-wear stores ³ -----	50	17 667	3 124	1 119	55	18 650	3 237
565	Family clothing stores ³ -----	23	6 019	1 305	419	22	(D)	(D)
566	Shoe stores -----	72	5 779	841	242	98	6 157	(D)
564, 569	Other apparel, accessory stores -----	6	578	96	29	17	(D)	(D)
57	Furniture, home furnishings, equipment stores -----	175	34 482	5 254	1 097	222	31 812	4 606
5712	Furniture stores -----	52	14 569	2 604	511	65	13 212	2 232
5713-15, 19	Other home furnishings stores -----	48	3 258	471	162	45	3 326	443
572, 573	Household appliance, radio, television, music stores -----	75	16 655	2 179	424	112	15 274	1 931
58	Eating, drinking places -----	715	41 564	9 611	3 919	819	41 890	8 913
5812	Eating places -----	458	28 449	7 264	2 989	547	29 169	6 922
5813	Drinking places (alcoholic beverages) -----	257	13 115	2 347	930	272	12 721	1 991
59 pt. (591)	Drug stores, proprietary stores -----	100	18 110	2 760	732	131	20 928	2 994
59 ex. 591	Other retail stores ⁴ -----	482	48 264	6 134	1 521	612	46 815	5 584
592	Liquor stores -----	89	8 424	487	166	98	7 450	353
594	Book, stationery stores -----	18	2 517	516	141	26	2 885	(D)
595	Sporting goods stores, bicycle shops -----	28	2 042	227	67	34	1 760	176
597	Jewelry stores -----	52	3 415	563	126	79	4 785	749
5992	Florists -----	48	4 041	595	182	64	2 162	399
5996	Camera, photographic supply stores -----	6	650	83	20	7	1 836	210
	SELECTED SERVICES							
7011	Hotels, motels -----	42	11 459	4 280	1 417	42	8 104	2 987
783	Motion picture theaters -----	17	(D)	(D)	(D)	18	(D)	(D)

Standard Notes: - Represents zero. (D) Withheld to avoid disclosure. (NA) Not available.

¹1958 group totals for SIC 53 and 56 may include data for "nonemployer" establishments which could not be classified and tabulated by detailed kinds of business.

²Excludes nonstore retailers (i.e., mail order, direct selling, merchandise vending machine operators) part of SIC 53.

³1958 data limited to "employer" establishments.

⁴Includes data for those kinds of business in SIC 59 (ex. 591) not covered in any of the lines below.

TABLE 3. The Standard Metropolitan Statistical Area: 1963 and 1958¹

SIC code	Kind of business	1963				1958 ¹		
		Estab- lish- ments (number)	Sales (\$1,000)	Payroll, entire year (\$1,000)	Paid employees, workweek ended nearest Nov. 15 (number)	Estab- lish- ments (number)	Sales (\$1,000)	Payroll, entire year (\$1,000)
	RETAIL STORES							
	Total ² -----	5 950	1 087 066	126 522	37 974	6 535	850 850	802 996
52	Lumber, building materials, hardware, farm equip- ment dealers -----	399	52 973	6 949	1 502	448	51 205	5 990
5251	Hardware stores -----	149	8 751	1 065	289	157	8 763	(D)
52 ex. 5251	Other -----	250	44 222	5 884	1 213	291	42 442	(D)
53 part ³	General merchandise group stores ² -----	150	152 369	22 958	8 814	222	108 505	18 906
531	Department stores -----	21	123 919	18 856	7 201	14	81 556	14 914
533	Limited price variety stores -----	65	17 452	2 776	1 131	66	17 268	3 000
539	Miscellaneous general merchandise stores -----	64	10 998	1 326	482	122	9 251	992
54	Food stores -----	1 169	261 395	19 362	5 763	1 335	218 401	13 927
55 ex. 554	Automotive dealers -----	366	238 932	21 044	3 877	379	159 840	14 899
55 pt. (554)	Gasoline service stations -----	652	59 142	4 758	1 710	707	46 413	3 614
56	Apparel, accessory stores -----	456	62 069	9 907	3 265	512	56 639	8 607
561, 567	Men's, boys' apparel stores, custom tailors -----	97	10 549	1 574	434	120	9 653	1 272
562-3, 568	Women's clothing, specialty stores -----	148	25 862	4 430	1 554	163	(D)	(D)
562	Women's ready-to-wear stores ³ -----	83	20 804	3 567	1 306	(NA)	(NA)	(NA)
565	Family clothing stores ³ -----	53	14 372	2 385	804	40	12 503	2 122
566	Shoe stores -----	142	10 167	1 384	419	142	8 688	1 052
564, 569	Other apparel, accessory stores -----	16	1 119	134	54	31	(D)	(D)
57	Furniture, home furnishings, equipment stores -----	334	51 441	7 769	1 604	356	40 433	5 675
5712	Furniture stores -----	102	19 537	3 211	646	(NA)	(NA)	(NA)
5713-15, 19	Other home furnishings stores -----	69	7 436	1 474	331	(NA)	(NA)	(NA)
572, 573	Household appliance, radio, television, music stores -----	163	24 468	3 084	627	200	19 901	2 513
58	Eating, drinking places -----	1 310	78 002	17 311	7 273	1 361	61 904	12 304
5812	Eating places -----	851	56 038	13 647	5 726	921	43 032	9 573
5813	Drinking places (alcoholic beverages) -----	459	21 964	3 664	1 547	440	18 872	2 731
59 pt. (591)	Drug stores, proprietary stores -----	193	35 085	5 309	1 421	197	(D)	(D)
59 ex. 591	Other retail stores ⁴ -----	921	95 658	11 155	2 745	1 018	(D)	(D)
592	Liquor stores -----	145	14 438	893	300	145	11 483	500
594	Book, stationery stores -----	32	3 275	617	184	34	(D)	(D)
595	Sporting goods stores, bicycle shops -----	51	3 076	279	85	60	2 166	(D)
597	Jewelry stores -----	96	5 098	748	192	127	6 072	859
5992	Florists -----	84	5 011	736	230	(NA)	(NA)	(NA)
5996	Camera, photographic supply stores -----	6	650	83	20	(NA)	(NA)	(NA)
	SELECTED SERVICES							
7011	Hotels, motels -----	117	15 769	5 172	1 748	112	10 374	3 570
783	Motion picture theaters -----	48	4 242	(D)	(D)	37	(D)	(D)

Standard Notes: - Represents zero. (D) Withheld to avoid disclosure. (NA) Not available.

¹1958 group totals for SIC 53 and 56 may include data for "nonemployer" establishments which could not be classified and tabulated by detailed kinds of business.²Excludes nonstore retailers (i.e., mail order, direct selling, merchandise vending machine operators) part of SIC 53.³1958 data limited to "employer" establishments.⁴Includes data for those kinds of business in SIC 59 (ex. 591) not covered in any of the lines below.

TABLE 4. CBD, City, SMSA—Sales Comparisons: 1958 and 1963

SIC code	Kind of business	Percent change in sales			Percent distribution of sales					
		Central business district	City	Standard metropolitan statistical area	Central business district		City		Standard metropolitan statistical area	
					1963	1958	1963	1958	1963	1958
	RETAIL STORES									
	Total ² -----	5.6	9.4	27.8	100.0	100.0	100.0	100.0	100.0	100.0
52	Lumber, building materials, hardware, farm equipment dealers -----	-50.3	-14.9	3.5	0.5	1.2	3.7	4.8	4.9	6.0
5251	Hardware stores -----	(D)	4.6	-0.1	(D)	(D)	0.7	0.7	0.8	1.0
52 ex. 5251	Other -----	(D)	-18.5	4.2	(D)	(D)	3.0	4.0	4.1	5.0
53 part ²	General merchandise group stores ^{1,2} -----	3.0	25.2	40.4	37.6	38.6	17.7	15.4	14.0	12.8
531	Department stores -----	(D)	29.0	51.9	35.0	(D)	15.5	13.1	11.4	9.6
533	Limited price variety stores -----	-26.0	(D)	1.1	2.2	3.1	1.0	(D)	1.6	2.0
539	Miscellaneous general merchandise stores -----	(D)	(D)	18.9	0.5	(D)	1.3	(D)	1.0	1.1
54	Food stores -----	-18.8	4.6	19.7	3.6	4.6	20.7	21.6	24.0	25.7
55 ex. 554	Automotive dealers -----	33.2	34.8	49.5	19.1	15.1	22.9	18.6	22.0	18.8
55 pt. (554)	Gasoline service stations -----	-24.7	-12.3	27.4	0.5	0.7	4.0	5.1	5.4	5.4
56	Apparel, accessory stores ¹ -----	0.2	-10.0	9.6	14.7	15.5	6.8	8.3	5.7	6.7
561, 567	Men's, boys' apparel stores, custom tailors -----	22.1	5.0	9.3	2.9	2.5	1.2	1.2	1.0	1.1
562-3, 568	Women's clothing, specialty stores -----	6.4	-0.9	(D)	7.4	7.3	3.6	4.0	2.4	(D)
562	Women's ready-to-wear stores ³ -----	-0.6	-5.3	(NA)	5.9	6.3	3.0	3.5	1.9	(NA)
565	Family clothing stores ³ -----	(D)	(D)	14.9	(D)	(D)	1.0	(D)	1.3	1.5
566	Shoe stores -----	0.9	-6.1	17.0	1.5	1.6	1.0	1.1	0.9	1.0
564, 569	Other apparel, accessory stores -----	(D)	(D)	(D)	(D)	(D)	0.1	(D)	0.1	(D)
57	Furniture, home furnishings, equipment stores -----	-12.7	8.4	27.2	6.6	8.0	5.8	5.9	4.7	4.8
5712	Furniture stores -----	-11.8	10.3	(NA)	3.1	3.7	2.5	2.4	1.8	(NA)
5713-15, 19	Other home furnishings stores -----	-69.5	-2.1	(NA)	0.2	0.6	0.6	0.6	0.7	(NA)
572, 573	Household appliance, radio, television, music stores -----	-3.5	9.0	22.9	3.3	3.6	2.8	2.8	2.3	2.3
58	Eating, drinking places -----	-7.2	-0.8	26.0	5.8	6.6	7.0	7.8	7.2	7.3
5812	Eating places -----	-0.1	-2.5	30.2	4.6	4.9	4.8	5.4	5.2	5.1
5813	Drinking places (alcoholic beverages) -----	-27.5	3.1	16.4	1.2	1.7	2.2	2.4	2.0	2.2
59 pt. (591)	Drug stores, proprietary stores -----	-4.0	-13.5	(D)	1.6	1.7	3.1	3.9	3.2	(D)
59 ex. 591	Other retail stores ⁴ -----	32.1	3.1	(D)	10.0	8.0	8.2	8.6	8.8	(D)
592	Liquor stores -----	40.0	13.1	25.7	0.7	0.5	1.4	1.4	1.3	1.3
594	Book, stationery stores -----	(D)	-12.8	(D)	(D)	1.0	0.4	0.5	0.3	(D)
595	Sporting goods stores, bicycle shops -----	2.1	16.0	42.0	0.5	0.5	0.3	0.3	0.3	0.3
597	Jewelry stores -----	-20.2	-28.6	-16.1	1.4	1.9	0.6	0.9	0.5	0.7
5992	Florists -----	-24.4	86.9	(NA)	0.2	0.2	0.7	0.4	0.5	(NA)
5996	Camera, photographic supply stores -----	(D)	-64.6	(NA)	(D)	(D)	0.1	0.3	0.1	(NA)
	SELECTED SERVICES									
7011	Hotels, motels -----	6.3	57.1	52.0	(X)	(X)	(X)	(X)	(X)	(X)
783	Motion picture theaters -----	-22.6	(D)	(D)	(X)	(X)	(X)	(X)	(X)	(X)

Standard Notes: - Represents zero. (D) Withheld to avoid disclosure. (NA) Not available. (X) Not applicable. (-) Minus sign before number denotes decrease.

¹1958 group totals for SIC 53 and 56 may include data for "nonemployer" establishments which could not be classified and tabulated by detailed kinds of business.

²Excludes nonstore retailers (i.e., mail order, direct selling, merchandise vending machine operators) part of SIC 53.

³1958 data limited to "employer" establishments.

⁴Includes data for those kinds of business in SIC 59 (ex. 591) not covered in any of the lines below.

TABLE 5. CBD Sales as Percent of City and SMSA Sales: 1963 and 1958

SIC code	Kind of business	Central business district sales as—			
		Percent of city sales		Percent of standard metropolitan statistical area sales	
		1963	1958	1963	1958
	RETAIL STORES				
	Total ² -----	34.6	35.8	18.8	22.7
52	Lumber, building materials, hardware, farm equipment dealers -----	5.1	8.8	2.1	4.4
5251	Hardware stores -----	(D)	(D)	(D)	(D)
52 ex. 5251	Other -----	(D)	(D)	(D)	(D)
53 part ¹	General merchandise group stores ^{1,2} -----	73.4	89.2	50.4	68.7
531	Department stores -----	78.1	(D)	57.6	(D)
533	Limited price variety stores -----	79.5	(D)	25.7	35.1
539	Miscellaneous general merchandise stores -----	12.4	(D)	8.6	(D)
54	Food stores -----	6.0	7.7	2.8	4.1
55 ex. 554	Automotive dealers -----	28.7	29.1	16.3	18.3
55 pt. (554)	Gasoline service stations -----	4.4	5.2	1.8	3.0
56	Apparel, accessory stores ¹ -----	74.2	66.6	48.4	52.9
561, 567	Men's, boys' apparel stores, custom tailors -----	87.0	74.7	56.7	50.8
562-3, 568	Women's clothing, specialty stores -----	71.0	66.2	58.3	(D)
562	Women's ready-to-wear stores ³ -----	68.7	65.5	58.3	(NA)
565	Family clothing stores ³ -----	(D)	(D)	(D)	(D)
566	Shoe stores -----	54.5	50.7	31.0	35.9
564, 569	Other apparel, accessory stores -----	(D)	(D)	(D)	(D)
57	Furniture, home furnishings, equipment stores -----	39.0	48.4	26.1	38.1
5712	Furniture stores -----	43.2	54.0	32.2	(NA)
5713-15, 19	Other home furnishings stores -----	11.5	37.0	5.1	(NA)
572, 573	Household appliance, radio, television, music stores -----	40.7	46.0	27.7	35.3
58	Eating, drinking places -----	28.6	30.5	15.2	20.7
5812	Eating places -----	33.3	32.5	16.9	22.0
5813	Drinking places (alcoholic beverages) -----	18.3	26.0	10.9	17.5
59 pt. (591)	Drug stores, proprietary stores -----	17.7	15.9	9.1	(D)
59 ex. 591	Other retail stores ⁴ -----	42.5	33.2	21.5	(D)
592	Liquor stores -----	16.2	13.1	9.5	8.5
594	Book, stationery stores -----	(D)	67.9	(D)	(D)
595	Sporting goods stores, bicycle shops -----	51.6	58.6	34.3	47.6
597	Jewelry stores -----	85.6	76.5	57.4	60.3
5992	Florists -----	7.7	19.0	6.2	(NA)
5996	Camera, photographic supply stores -----	(D)	(D)	(D)	(D)
	SELECTED SERVICES				
7011	Hotels, motels -----	56.0	82.8	40.7	58.2
783	Motion picture theaters -----	(D)	(D)	30.3	(D)

Standard Notes: — Represents zero. (D) Withheld to avoid disclosure. (NA) Not available.

¹1958 group totals for SIC 53 and 56 may include data for "nonemployer" establishments which could not be classified and tabulated by detailed kinds of business.

²Excludes nonstore retailers (i.e., mail order, direct selling, merchandise vending machine operators) part of SIC 53.

³1958 data limited to "employer" establishments.

⁴Includes data for those kinds of business in SIC 59 (ex. 591) not covered in any of the lines below.

TABLE 6. Other Major Retail Centers in the SMSA: 1963

MRC No. 1. Includes the planned center known as "Culver Ridge Plaza" and establishments on Ridge Rd. East from Culver Rd. to Forest Ave. (Irondequoit town, Monroe County)

SIC code	Kind of business	Total	SIC code	Kind of business	Number of establishments
	Retail stores, total:				
	Number -----	24	55 ex. 554	Automotive Dealers -----	1
	Sales ----- \$1,000	10 562	55 pt. (554)	Gasoline service stations -----	1
54, 58, 591	Convenience goods stores:		56	Apparel, accessory stores -----	7
	Number -----	7	561, 567	Men's, boys' apparel stores, custom tailors -----	1
	Sales ----- \$1,000	(D)	562-3, 568	Women's clothing, specialty stores -----	4
53 part, 56, 57	Shopping goods stores:		562	Women's ready-to-wear stores -----	2
	Number -----	10	565	Family clothing stores -----	-
	Sales ----- \$1,000	4 934	566	Shoe stores -----	2
52, 55, 59 ex. 591	All other stores:		564, 569	Other apparel, accessory stores -----	-
	Number -----	7	57	Furniture, home furnishings, equipment stores -----	-
	Sales ----- \$1,000	(D)	5712	Furniture stores -----	-
		Number of establishments	5713-15, 19	Other home furnishings stores -----	-
			572, 573	Household appliance, radio, television, music stores -----	-
	Retail stores, total -----	24	58	Eating, drinking places -----	2
52	Lumber, building materials, hardware, farm equipment dealers -----	1	5812	Eating places -----	2
5251	Hardware stores -----	1	5813	Drinking places (alcoholic beverages) -----	-
52 ex. 5251	Other -----	1	59 pt. (591)	Drug stores, proprietary stores -----	1
53 part	General merchandise group stores -----	3	59 ex. 591	Other retail stores -----	4
531	Department stores -----	1	592	Liquor stores -----	1
533	Limited price variety stores -----	2	594	Book, stationery stores -----	2
539	Miscellaneous general merchandise stores -----	-	595	Sporting goods stores, bicycle shops -----	-
			597	Jewelry stores -----	1
			5992	Florists -----	-
54	Food stores -----	4	5996	Camera, photographic supply stores -----	-

MRC No. 2. Includes the planned center known as "Eastway Plaza Shopping Center," and establishments on Empire Blvd. from Bay Rd. to Terrel Dr. (Penfield town, Monroe County)

SIC code	Kind of business	Total	SIC code	Kind of business	Number of establishments
	Retail stores, total:				
	Number -----	17	55 ex. 554	Automotive dealers -----	1
	Sales ----- \$1,000	5 756	55 pt. (554)	Gasoline service stations -----	3
54, 58, 591	Convenience goods stores:		56	Apparel, accessory stores -----	4
	Number -----	4	561, 567	Men's, boys' apparel stores, custom tailors -----	1
	Sales ----- \$1,000	(D)	562-3, 568	Women's clothing, specialty stores -----	1
53 part, 56, 57	Shopping goods stores:		562	Women's ready-to-wear stores -----	-
	Number -----	7	565	Family clothing stores -----	-
	Sales ----- \$1,000	2 539	566	Shoe stores -----	2
52, 55, 59 ex. 591	All other stores:		564, 569	Other apparel, accessory stores -----	-
	Number -----	6	57	Furniture, home furnishings, equipment stores -----	1
	Sales ----- \$1,000	(D)	5712	Furniture stores -----	-
		Number of establishments	5713-15, 19	Other home furnishings stores -----	-
			572, 573	Household appliance, radio, television, music stores -----	1
	Retail stores, total -----	17	58	Eating, drinking places -----	2
52	Lumber, building materials, hardware, farm equipment dealers -----	1	5812	Eating places -----	2
5251	Hardware stores -----	1	5813	Drinking places (alcoholic beverages) -----	-
52 ex. 5251	Other -----	-	59 pt. (591)	Drug stores, proprietary stores -----	1
53 part	General merchandise group stores -----	2	59 ex. 591	Other retail stores -----	1
531	Department stores -----	1	592	Liquor stores -----	1
533	Limited price variety stores -----	1	594	Book, stationery stores -----	-
539	Miscellaneous general merchandise stores -----	-	595	Sporting goods stores, bicycle shops -----	-
			597	Jewelry stores -----	-
			5992	Florists -----	-
54	Food stores -----	1	5996	Camera, photographic supply stores -----	-

Standard Notes: - Represents zero. (D) Withheld to avoid disclosure. (NA) Not available.

TABLE 6. Other Major Retail Centers in the SMSA: 1963—Continued

MRC No. 3. Includes the planned center known as "Irondequoit Shopping Plaza" and establishments on south side of Titus Ave. from Briarwood Dr. to Grange Pl., and on Hudson Ave. from Titus Ave. to Drake Dr. (Irondequoit town, Monroe County)

SIC code	Kind of business	Total	SIC code	Kind of business	Number of establishments
	Retail stores, total:				
	Number -----	26	55 ex. 554	Automotive Dealers -----	-
	Sales ----- \$1,000	12 889	55 pt. (554)	Gasoline service stations -----	2
54, 58, 591	Convenience goods stores:		56	Apparel, accessory stores -----	6
	Number -----	11	561, 567	Men's, boys' apparel stores, custom tailors -----	1
	Sales ----- \$1,000	7 481	562-3, 568	Women's clothing, specialty stores -----	1
53 part, 56, 57	Shopping goods stores:		562	Women's ready-to-wear stores -----	1
	Number -----	9	565	Family clothing stores -----	1
	Sales ----- \$1,000	4 447	566	Shoe stores -----	2
52, 55, 59 ex. 591	All other stores:		564, 569	Other apparel, accessory stores -----	1
	Number -----	6	57	Furniture, home furnishings, equipment stores -----	1
	Sales ----- \$1,000	961	5712	Furniture stores -----	1
		Number of establishments	5713-15, 19	Other home furnishings stores -----	-
			572, 573	Household appliance, radio, television, music stores -----	-
	Retail stores, total -----	26	58	Eating, drinking places -----	2
52	Lumber, building materials, hardware, farm equipment dealers -----	1	5812	Eating places -----	2
5251	Hardware stores -----	1	5813	Drinking places (alcoholic beverages) -----	-
52 ex. 5251	Other -----	-	59 pt. (591)	Drug stores, proprietary stores -----	1
53 part	General merchandise group stores -----	2	59 ex. 591	Other retail stores -----	3
531	Department stores -----	1	592	Liquor stores -----	1
533	Limited price variety stores -----	1	594	Book, stationery stores -----	-
539	Miscellaneous general merchandise stores -----	-	595	Sporting goods stores, bicycle shops -----	-
			597	Jewelry stores -----	1
			5992	Florists -----	-
54	Food stores -----	8	5996	Camera, photographic supply stores -----	-

MRC No. 4. Includes the planned center known as "Northgate Shopping Plaza" and establishments on Dewey Ave. from English Rd. to McGuire Rd. (Greece town, Monroe County)

SIC code	Kind of business	Total	SIC code	Kind of business	Number of establishments
	Retail stores, total:				
	Number -----	37	55 ex. 554	Automotive dealers -----	1
	Sales ----- \$1,000	14 340	55 pt. (554)	Gasoline service stations -----	4
54, 58, 591	Convenience goods stores:		56	Apparel, accessory stores -----	7
	Number -----	10	561, 567	Men's, boys' apparel stores, custom tailors -----	2
	Sales ----- \$1,000	6 508	562-3, 568	Women's clothing, specialty stores -----	2
53 part, 56, 57	Shopping goods stores:		562	Women's ready-to-wear stores -----	1
	Number -----	13	565	Family clothing stores -----	-
	Sales ----- \$1,000	6 241	566	Shoe stores -----	3
52, 55, 59 ex. 591	All other stores:		564, 569	Other apparel, accessory stores -----	-
	Number -----	14	57	Furniture, home furnishings, equipment stores -----	2
	Sales ----- \$1,000	1 591	5712	Furniture stores -----	-
		Number of establishments	5713-15, 19	Other home furnishings stores -----	-
			572, 573	Household appliance, radio, television, music stores -----	2
	Retail stores, total -----	37	58	Eating, drinking places -----	2
52	Lumber, building materials, hardware, farm equipment dealers -----	3	5812	Eating places -----	2
5251	Hardware stores -----	1	5813	Drinking places (alcoholic beverages) -----	-
52 ex. 5251	Other -----	2	59 pt. (591)	Drug stores, proprietary stores -----	1
53 part	General merchandise group stores -----	4	59 ex. 591	Other retail stores -----	6
531	Department stores -----	2	592	Liquor stores -----	1
533	Limited price variety stores -----	2	594	Book, stationery stores -----	1
539	Miscellaneous general merchandise stores -----	-	595	Sporting goods stores, bicycle shops -----	-
			597	Jewelry stores -----	1
			5992	Florists -----	-
54	Food stores -----	7	5996	Camera, photographic supply stores -----	-

Standard Notes: - Represents zero. (D) Withheld to avoid disclosure. (NA) Not available.

TABLE 6. Other Major Retail Centers in the SMSA: 1963—Continued

MRC No. 5. Includes the planned center known as "South Town Plaza Shopping Center" and establishments on W. Henrietta Rd. from Brighton-Henrietta Town Line Rd. to Maple St. and along the 400 block of Jefferson Rd. (Henrietta town, Monroe County)

SIC code	Kind of business	Total	SIC code	Kind of business	Number of establishments
	Retail stores, total:				
	Number	55	55 ex. 554	Automotive Dealers	1
	Sales	27 149	55 pt. (554)	Gasoline service stations	5
54, 58, 591	Convenience goods stores:		56	Apparel, accessory stores	8
	Number	17	561, 567	Men's, boys' apparel stores, custom tailors	-
	Sales	6 445	562-3, 568	Women's clothing, specialty stores	3
53 part, 56, 57	Shopping goods stores:		562	Women's ready-to-wear stores	2
	Number	19	565	Family clothing stores	2
	Sales	18 115	566	Shoe stores	3
52, 55, 59 ex. 591	All other stores:		564, 569	Other apparel, accessory stores	-
	Number	19	57	Furniture, home furnishings, equipment stores	5
	Sales	2 589	5712	Furniture stores	1
			5713-15, 19	Other home furnishings stores	1
			572, 573	Household appliance, radio, television, music stores	3
	Retail stores, total	55	58	Eating, drinking places	11
52	Lumber, building materials, hardware, farm equipment dealers	6	5812	Eating places	9
5251	Hardware stores	1	5813	Drinking places (alcoholic beverages)	2
52 ex. 5251	Other	5	59 pt. (591)	Drug stores, proprietary stores	1
53 part	General merchandise group stores	6	59 ex. 591	Other retail stores	7
531	Department stores	3	592	Liquor stores	1
533	Limited price variety stores	2	594	Book, stationery stores	2
539	Miscellaneous general merchandise stores	1	595	Sporting goods stores, bicycle shops	-
			597	Jewelry stores	2
			5992	Florists	1
54	Food stores	5	5996	Camera, photographic supply stores	-

MRC No. 6. Includes the planned center known as "Pittsford Plaza" and establishments on Monroe Ave. from west property line of Pittsford Plaza to French Rd. (Pittsford town, Monroe County)

SIC code	Kind of business	Total	SIC code	Kind of business	Number of establishments
	Retail stores, total:				
	Number	40	55 ex. 554	Automotive dealers	1
	Sales	16 788	55 pt. (554)	Gasoline service stations	-
54, 58, 591	Convenience goods stores:		56	Apparel, accessory stores	13
	Number	9	561, 567	Men's, boys' apparel stores, custom tailors	-
	Sales	5 253	562-3, 568	Women's clothing, specialty stores	6
53 part, 56, 57	Shopping goods stores:		562	Women's ready-to-wear stores	3
	Number	19	565	Family clothing stores	1
	Sales	9 992	566	Shoe stores	5
52, 55, 59 ex. 591	All other stores:		564, 569	Other apparel, accessory stores	1
	Number	12	57	Furniture, home furnishings, equipment stores	3
	Sales	1 543	5712	Furniture stores	-
			5713-15, 19	Other home furnishings stores	1
			572, 573	Household appliance, radio, television, music stores	2
	Retail stores, total	40	58	Eating, drinking places	3
52	Lumber, building materials, hardware, farm equipment dealers	3	5812	Eating places	3
5251	Hardware stores	1	5813	Drinking places (alcoholic beverages)	-
52 ex. 5251	Other	2	59 pt. (591)	Drug stores, proprietary stores	1
53 part	General merchandise group stores	3	59 ex. 591	Other retail stores	8
531	Department stores	2	592	Liquor stores	-
533	Limited price variety stores	1	594	Book, stationery stores	2
539	Miscellaneous general merchandise stores	-	595	Sporting goods stores, bicycle shops	1
			597	Jewelry stores	1
			5992	Florists	-
54	Food stores	5	5996	Camera, photographic supply stores	-

Standard Notes: - Represents zero. (D) Withheld to avoid disclosure. (NA) Not available.

TABLE 6. Other Major Retail Centers in the SMSA: 1963—Continued

MRC No. 7. Includes the planned center known as "Panorama Plaza" and establishments on Penfield Rd. from South Panorama Trail to the road west of Panorama Plaza (Penfield town, Monroe Co.)

SIC code	Kind of business	Total	SIC code	Kind of business	Number of establishments
54, 58, 591	Retail stores, total:				
	Number -----	25	55 ex. 554	Automotive Dealers -----	1
	Sales ----- \$1,000 -----	9 427	55 pt. (554)	Gasoline service stations -----	5
53 part, 56, 57	Convenience goods stores:				
	Number -----	10	56	Apparel, accessory stores -----	4
	Sales ----- \$1,000 -----	5 703	561, 567	Men's, boys' apparel stores, custom tailors -----	-
52, 55, 59 ex. 591	Shopping goods stores:				
	Number -----	6	562-3, 568	Women's clothing, specialty stores -----	-
	Sales ----- \$1,000 -----	2 927	562	Women's ready-to-wear stores -----	-
52, 55, 59 ex. 591	All other stores:				
	Number -----	9	565	Family clothing stores -----	-
	Sales ----- \$1,000 -----	797	566	Shoe stores -----	3
			564, 569	Other apparel, accessory stores -----	1
	Retail stores, total -----	25	57	Furniture, home furnishings, equipment stores -----	-
52	Lumber, building materials, hardware, farm equipment dealers -----	1	5712	Furniture stores -----	-
	Hardware stores -----	-	5713-15, 19	Other home furnishings stores -----	-
	Other -----	1	572, 573	Household appliance, radio, television, music stores -----	-
5251	Hardware stores -----	-	58	Eating, drinking places -----	4
52 ex. 5251	Other -----	1	5812	Eating places -----	2
53 part	General merchandise group stores -----	2	5813	Drinking places (alcoholic beverages) -----	2
	Department stores -----	1	59 pt. (591)	Drug stores, proprietary stores -----	-
	Limited price variety stores -----	1	59 ex. 591	Other retail stores -----	2
533	Miscellaneous general merchandise stores -----	-	592	Liquor stores -----	-
539		-	594	Book, stationery stores -----	1
54	Food stores -----	6	595	Sporting goods stores, bicycle shops -----	-
			597	Jewelry stores -----	-
			5992	Florists -----	-
			5996	Camera, photographic supply stores -----	-

MRC No. 8. Includes the planned center known as "Ridgmont Plaza" and establishments on Ridge Rd. West from Fox Meadow Rd. to Wood Rd. (Greece town, Monroe County)

SIC code	Kind of business	Total	SIC code	Kind of business	Number of establishments
54, 58, 591	Retail stores, total:				
	Number -----	19	55 ex. 554	Automotive dealers -----	1
	Sales ----- \$1,000 -----	9 938	55 pt. (554)	Gasoline service stations -----	1
53 part, 56, 57	Convenience goods stores:				
	Number -----	5	56	Apparel, accessory stores -----	3
	Sales ----- \$1,000 -----	(D)	561, 567	Men's, boys' apparel stores, custom tailors -----	1
52, 55, 59 ex. 591	Shopping goods stores:				
	Number -----	7	562-3, 568	Women's clothing, specialty stores -----	-
	Sales ----- \$1,000 -----	5 919	562	Women's ready-to-wear stores -----	-
52, 55, 59 ex. 591	All other stores:				
	Number -----	7	565	Family clothing stores -----	-
	Sales ----- \$1,000 -----	(D)	566	Shoe stores -----	2
			564, 569	Other apparel, accessory stores -----	-
	Retail stores, total -----	19	57	Furniture, home furnishings, equipment stores -----	-
52	Lumber, building materials, hardware, farm equipment dealers -----	1	5712	Furniture stores -----	-
	Hardware stores -----	-	5713-15, 19	Other home furnishings stores -----	-
	Other -----	-	572, 573	Household appliance, radio, television, music stores -----	-
5251	Hardware stores -----	-	58	Eating, drinking places -----	1
52 ex. 5251	Other -----	-	5812	Eating places -----	1
53 part	General merchandise group stores -----	4	5813	Drinking places (alcoholic beverages) -----	-
	Department stores -----	2	59 pt. (591)	Drug stores, proprietary stores -----	1
	Limited price variety stores -----	2	59 ex. 591	Other retail stores -----	4
533	Miscellaneous general merchandise stores -----	-	592	Liquor stores -----	-
539		-	594	Book, stationery stores -----	2
54	Food stores -----	3	595	Sporting goods stores, bicycle shops -----	-
			597	Jewelry stores -----	1
			5992	Florists -----	-
			5996	Camera, photographic supply stores -----	-


Standard Notes: - Represents zero. (D) Withheld to avoid disclosure. (NA) Not available.

TABLE 6. Other Major Retail Centers in the SMSA: 1963—Continued

MRC No. 9. Includes the planned center known as "Newark Plaza" and establishments on Union St. from Edgett Ave. to just beyond Plaza Rd. (Newark, Wayne County)

SIC code	Kind of business	Total	SIC code	Kind of business	Number of establishments
	Retail stores, total:				
	Number	12	55 ex. 554	Automotive Dealers	-
	Sales	6 134	55 pt. (554)	Gasoline service stations	1
54, 58, 591	Convenience goods stores:			Apparel, accessory stores	3
	Number	4	56	Men's, boys' apparel stores, custom tailors	-
	Sales	2 857	561, 567	Women's clothing, specialty stores	-
53 part, 56, 57	Shopping goods stores:		562-3, 568	Women's ready-to-wear stores	-
	Number	5	562	Family clothing stores	1
	Sales	2 972	565	Shoe stores	2
			566	Other apparel, accessory stores	-
52, 55, 59 ex. 591	All other stores:		564, 569		
	Number	3	57	Furniture, home furnishings, equipment stores	-
	Sales	305	5712	Furniture stores	-
			5713-15, 19	Other home furnishings stores	-
		Number of establishments	572, 573	Household appliance, radio, television, music stores	-
	Retail stores, total	12	58	Eating, drinking places	1
52	Lumber, building materials, hardware, farm equipment dealers	1	5812	Eating places	1
5251	Hardware stores	1	5813	Drinking places (alcoholic beverages)	-
52 ex. 5251	Other	-	59 pt. (591)	Drug stores, proprietary stores	1
			59 ex. 591	Other retail stores	1
53 part	General merchandise group stores	2	592	Liquor stores	1
531	Department stores	1	594	Book, stationery stores	-
533	Limited price variety stores	1	595	Sporting goods stores, bicycle shops	-
539	Miscellaneous general merchandise stores	-	597	Jewelry stores	-
			5992	Florists	-
54	Food stores	2	5996	Camera, photographic supply stores	-

Standard Notes: - Represents zero. (D) Withheld to avoid disclosure. (NA) Not available.



Rockford, Ill., SMSA

CONTENTS

[Page numbers listed here omit the chapter prefix, 85-, which appears as part of number for each page]

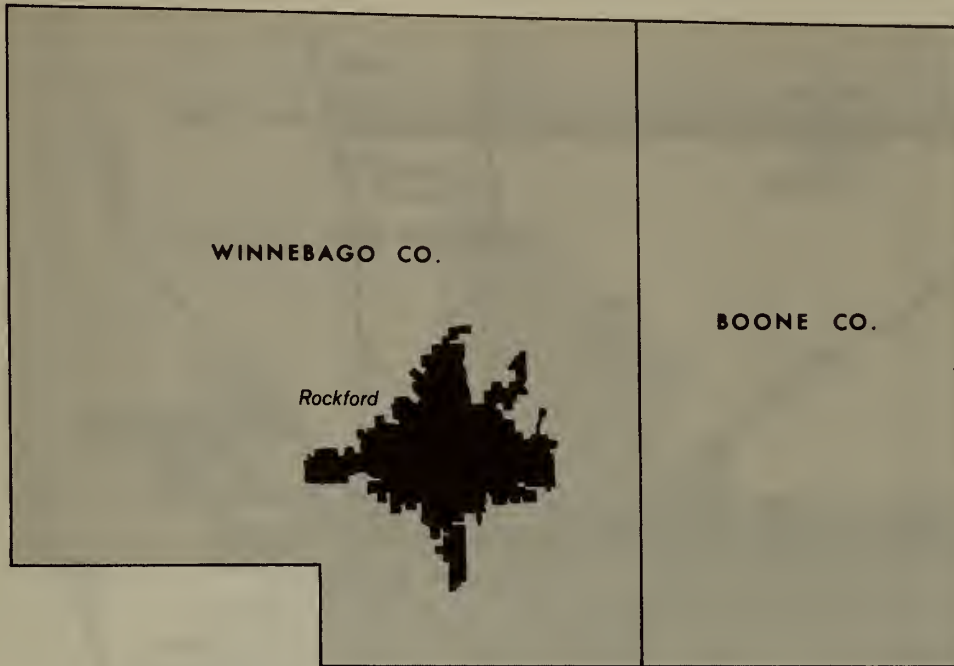
	page
Standard Metropolitan Statistical Area Map	1
Chart on Retail Sales: 1963 and 1958	3
TABLE 1 The Central Business District: 1963 and 1958	4
2 The City: 1963 and 1958	5
3 The Standard Metropolitan Statistical Area: 1963 and 1958	6
4 CBD, City, SMSA—Sales Comparisons: 1958 and 1963	7
5 CBD Sales as Percent of City and SMSA Sales: 1963 and 1958	8
6 Other Major Retail Centers in the SMSA: 1963	9

1950


THE UNIVERSITY OF CHICAGO
DEPARTMENT OF CHEMISTRY
58 CHEMISTRY BUILDING
CHICAGO, ILLINOIS 60637

ROCKFORD, ILL.

Standard Metropolitan Statistical Area, Central Business District, and Major Retail Centers

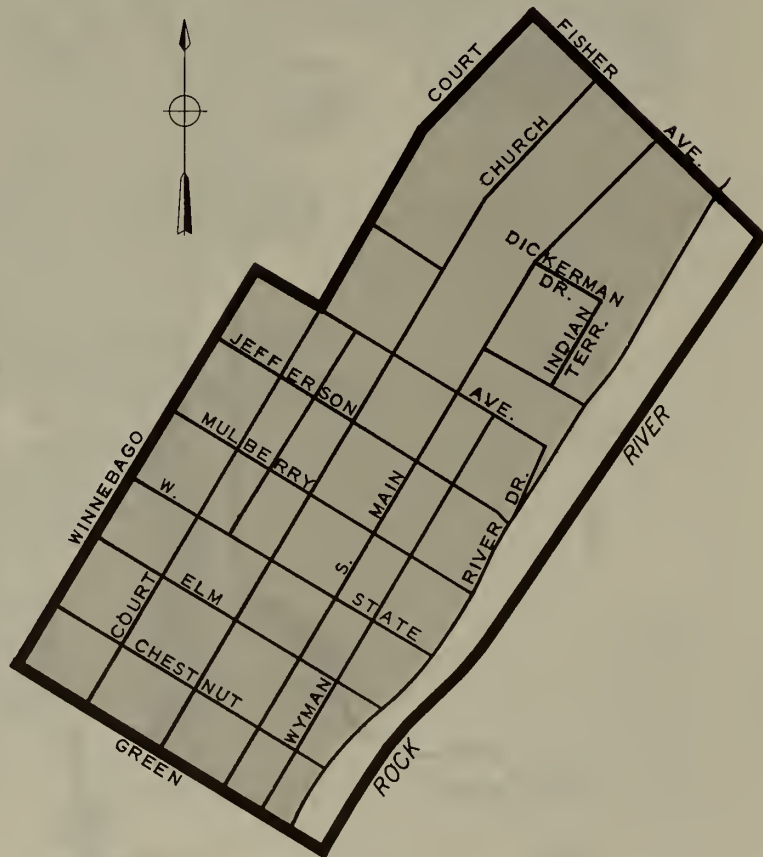
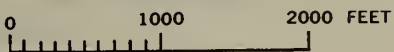


STANDARD METROPOLITAN
STATISTICAL AREA
& CENTRAL CITY



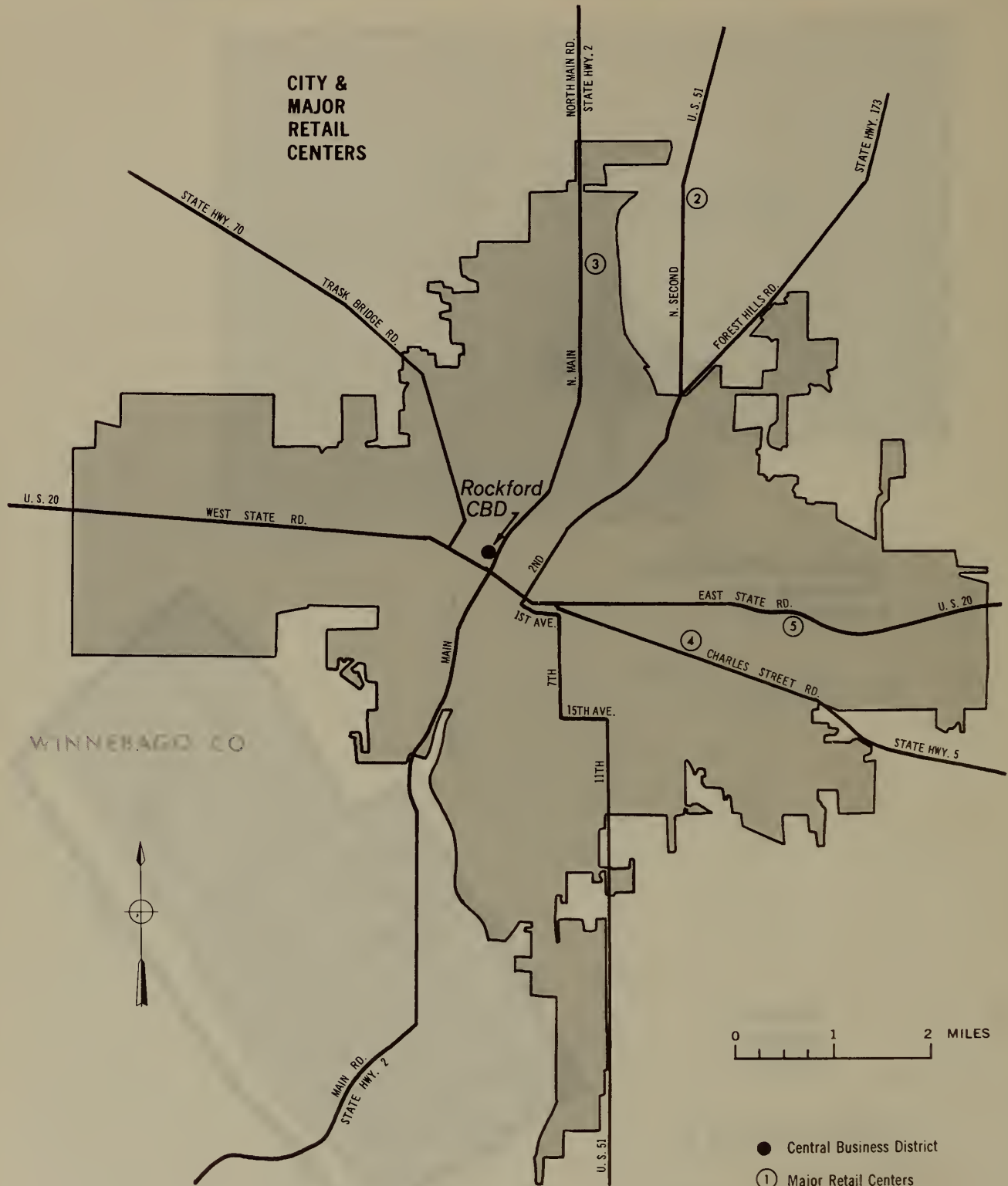
CENTRAL
BUSINESS
DISTRICT

Comprising Census Tract 29



ROCKFORD, ILL.


Standard Metropolitan Statistical Area, Central Business District, and Major Retail Centers




No. 1 Unassigned

Rockford SMSA

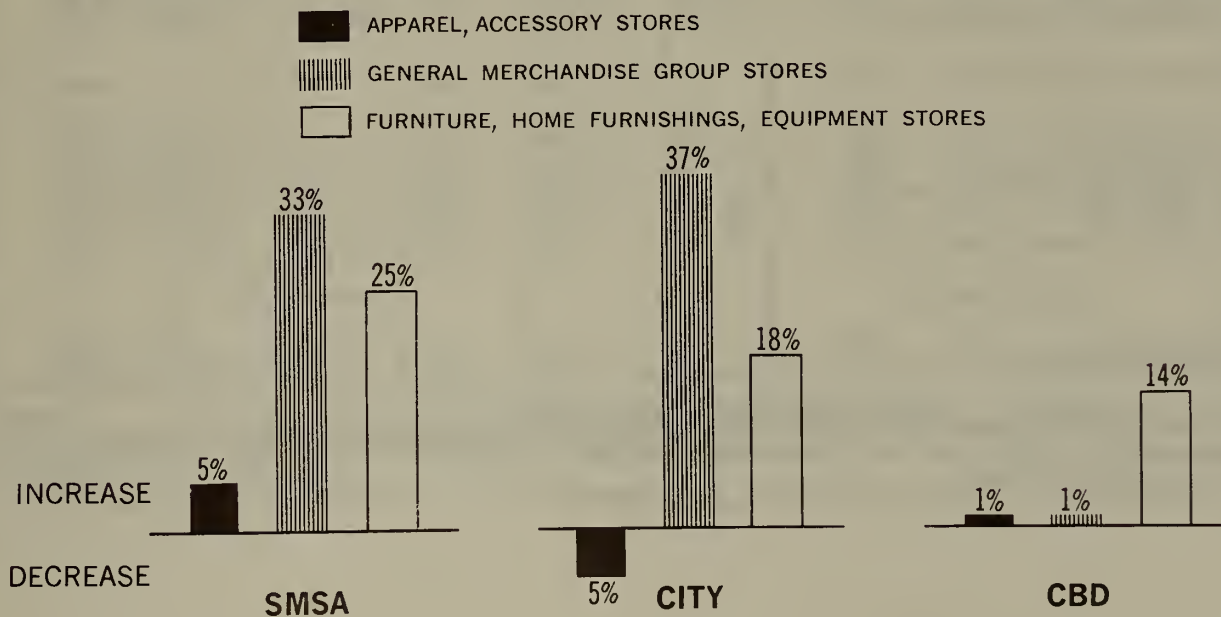
Retail Sales: 1958 and 1963 IN MILLIONS OF DOLLARS



Rockford



Percent Change in Sales, 1958-1963 by Types of Stores



1963 CENSUS OF BUSINESS, U.S. Department of Commerce, Bureau of the Census

TABLE 1. The Central Business District: 1963 and 1958

SIC code	Kind of business	1963				1958 ¹		
		Estab- lish- ments (number)	Sales (\$1,000)	Payroll, entire year (\$1,000)	Paid employees, workweek ended nearest Nov. 15 (number)	Estab- lish- ments (number)	Sales (\$1,000)	Payroll, entire year (\$1,000)
RETAIL STORES								
	Total ² -----	200	61 783	9 078	2 587	243	58 068	8 866
52	Lumber, building materials, hardware, farm equip- ment dealers -----	3	(D)	(D)	(D)	5	778	115
5251	Hardware stores -----	3	(D)	(D)	(D)	4	(D)	(D)
52 ex. 5251	Other -----	-	-	-	-	1	(D)	(D)
53 part ²	General merchandise group stores ² -----	11	18 899	3 312	1 089	13	18 798	3 210
531	Department stores -----	5	17 848	3 138	1 007	6	16 577	2 798
533	Limited price variety stores -----	2	(D)	(D)	(D)	4	(D)	(D)
539	Miscellaneous general merchandise stores -----	4	(D)	(D)	(D)	3	(D)	(D)
54	Food stores -----	10	1 646	146	46	15	2 672	208
55 ex. 554	Automotive dealers -----	10	18 272	1 963	314	11	12 349	1 537
55 pt. (554)	Gasoline service stations -----	4	(D)	(D)	(D)	7	396	39
56	Apparel, accessory stores -----	53	9 775	1 500	481	61	9 657	1 370
561, 567	Men's, boys' apparel stores, custom tailors -----	12	2 711	477	117	16	2 320	383
562-3, 568	Women's clothing, specialty stores -----	21	3 653	603	212	25	3 888	563
562	Women's ready-to-wear stores ³ -----	12	2 861	489	174	14	3 191	(D)
565	Family clothing stores ³ -----	1	(D)	(D)	(D)	3	(D)	(D)
566	Shoe stores -----	17	1 515	198	52	13	1 977	251
564, 569	Other apparel, accessory stores -----	2	(D)	(D)	(D)	4	137	(D)
57	Furniture, home furnishings, equipment stores -----	17	3 273	568	101	16	2 863	604
5712	Furniture stores -----	4	1 566	312	54	4	(D)	(D)
5713-15, 19	Other home furnishings stores -----	1	(D)	(D)	(D)	1	(D)	(D)
572, 573	Household appliance, radio, television, music stores -----	12	(D)	(D)	(D)	11	1 145	212
58	Eating, drinking places -----	36	2 599	609	309	48	2 697	-671
5812	Eating places -----	23	2 016	549	287	33	2 205	613
5813	Drinking places (alcoholic beverages) -----	13	583	60	22	15	492	58
59 pt. (591)	Drug stores, proprietary stores -----	7	3 108	331	87	10	3 861	472
59 ex. 591	Other retail stores ⁴ -----	49	3 362	507	129	57	3 997	640
592	Liquor stores -----	3	115	8	1	5	270	19
594	Book, stationery stores -----	5	358	67	20	4	350	93
595	Sporting goods stores, bicycle shops -----	3	(D)	(D)	(D)	4	(D)	(D)
597	Jewelry stores -----	12	1 533	231	59	18	1 693	269
5992	Florists -----	2	(D)	(D)	(D)	4	365	62
5996	Camera, photographic supply stores -----	2	(D)	(D)	(D)	2	(D)	(D)
SELECTED SERVICES								
7011	Hotels, motels -----	4	123	48	16	8	591	227
783	Motion picture theaters -----	3	(D)	(D)	(D)	3	599	163

Standard Notes: - Represents zero. (D) Withheld to avoid disclosure. (NA) Not available.

¹1958 group totals for SIC 53 and 56 may include data for "nonemployer" establishments which could not be classified and tabulated by detailed kinds of business.

²Excludes nonstore retailers (i.e., mail order, direct selling, merchandise vending machine operators) part of SIC 53.

³1958 data limited to "employer" establishments.

⁴Includes data for those kinds of business in SIC 59 (ex. 591) not covered in any of the lines below.

TABLE 2. The City: 1963 and 1958

SIC code	Kind of business	1963				1958 ¹		
		Estab- lish- ments	Sales	Payroll, entire year	Paid employees, workweek ended nearest Nov. 15	Estab- lish- ments	Sales	Payroll, entire year
		(number)	(\$1,000)	(\$1,000)	(number)	(number)	(\$1,000)	(\$1,000)
RETAIL STORES								
	Total ² -----	1 215	257 892	29 518	8 465	1 263	202 332	(D)
52	Lumber, building materials, hardware, farm equip- ment dealers -----	64	13 057	2 123	369	80	14 118	1 938
5251	Hardware stores -----	23	2 469	320	87	30	3 006	373
52 ex. 5251	Other -----	41	10 588	1 803	282	50	11 112	1 565
53 part ³	General merchandise group stores ² -----	36	37 917	5 038	1 708	39	27 615	4 452
531	Department stores -----	9	(D)	(D)	(D)	9	(D)	(D)
533	Limited price variety stores -----	17	3 830	623	273	15	3 580	627
539	Miscellaneous general merchandise stores -----	10	(D)	(D)	(D)	11	(D)	(D)
54	Food stores -----	198	59 101	4 587	1 345	226	46 084	2 940
55 ex. 554	Automotive dealers -----	77	54 601	4 495	756	77	37 155	3 466
55 pt. (554)	Gasoline service stations -----	174	19 590	1 730	554	138	12 137	1 055
56	Apparel, accessory stores -----	100	14 914	2 151	702	117	15 664	2 414
561, 567	Men's, boys' apparel stores, custom tailors -----	22	3 627	610	154	31	(D)	(D)
562-3, 568	Women's clothing, specialty stores -----	37	5 222	793	289	41	4 420	612
562	Women's ready-to-wear stores ³ -----	22	3 801	605	218	22	3 371	475
565	Family clothing stores ³ -----	7	2 874	(D)	(D)	6	(D)	(D)
566	Shoe stores -----	30	2 920	(D)	(D)	30	2 910	391
564, 569	Other apparel, accessory stores -----	4	271	29	16	9	284	24
57	Furniture, home furnishings, equipment stores -----	74	14 809	2 680	491	80	12 541	2 543
5712	Furniture stores -----	23	7 734	1 553	247	20	(D)	(D)
5713-15, 19	Other home furnishings stores -----	19	1 523	241	69	15	(D)	(D)
572, 573	Household appliance, radio, television, music stores -----	32	5 552	886	175	45	4 515	809
58	Eating, drinking places -----	268	16 812	3 432	1 633	278	14 879	2 863
5812	Eating places -----	182	12 129	2 877	1 444	185	9 718	2 233
5813	Drinking places (alcoholic beverages) -----	86	4 683	555	189	93	5 161	630
59 pt. (591)	Drug stores, proprietary stores -----	55	11 417	1 346	423	47	8 352	1 096
59 ex. 591	Other retail stores ⁴ -----	169	15 674	1 936	484	181	13 787	(D)
592	Liquor stores -----	24	4 403	398	92	30	3 287	248
594	Book, stationery stores -----	8	454	80	31	12	525	122
595	Sporting goods stores, bicycle shops -----	9	505	55	16	10	539	(D)
597	Jewelry stores -----	16	1 926	(D)	(D)	21	(D)	(D)
5992	Florists -----	13	706	117	31	17	(D)	(D)
5996	Camera, photographic supply stores -----	4	1 084	130	26	5	(D)	(D)
SELECTED SERVICES								
7011	Hotels, motels -----	28	3 061	819	325	33	2 444	(D)
783	Motion picture theaters -----	5	979	269	111	8	1 266	298

Standard Notes: - Represents zero. (D) Withheld to avoid disclosure. (NA) Not available.

¹1958 group totals for SIC 53 and 56 may include data for "nonemployer" establishments which could not be classified and tabulated by detailed kinds of business.

²Excludes nonstore retailers (i.e., mail order, direct selling, merchandise vending machine operators) part of SIC 53.

³1958 data limited to "employer" establishments.

⁴Includes data for those kinds of business in SIC.59 (ex. 591) not covered in any of the lines below.

TABLE 3. The Standard Metropolitan Statistical Area: 1963 and 1958

SIC code	Kind of business	1963				1958 ¹		
		Estab- lish- ments (number)	Sales (\$1,000)	Payroll, entire year (\$1,000)	Paid employees, workweek ended nearest Nov. 15 (number)	Estab- lish- ments (number)	Sales (\$1,000)	Payroll, entire year (\$1,000)
	RETAIL STORES							
	Total ² -----	1 836	345 831	38 825	11 377	1 916	269 562	30 707
52	Lumber, building materials, hardware, farm equip- ment dealers -----	123	26 012	3 581	717	165	25 061	3 085
5251	Hardware stores -----	37	4 045	532	157	60	5 017	560
52 ex. 5251	Other -----	86	21 967	3 049	560	105	20 044	2 525
53 part ²	General merchandise group stores ² -----	47	40 328	5 348	1 845	59	30 409	4 833
531	Department stores -----	10	34 081	4 401	1 451	10	23 414	3 783
533	Limited price variety stores -----	23	4 777	779	338	20	4 418	763
539	Miscellaneous general merchandise stores -----	14	1 470	168	56	21	(NA)	(NA)
54	Food stores -----	278	78 548	5 907	1 756	335	66 193	4 145
55 ex. 554	Automotive dealers -----	116	69 491	5 610	956	107	43 729	4 076
55 pt. (554)	Gasoline service stations -----	274	30 180	2 626	851	244	20 315	1 675
56	Apparel, accessory stores -----	129	18 002	2 496	839	138	17 185	2 592
561, 567	Men's, boys' apparel stores, custom tailors -----	28	4 090	659	170	34	5 764	1 126
562-3, 568	Women's clothing, specialty stores -----	50	6 061	905	337	47	4 735	653
562	Women's ready-to-wear stores ³ -----	30	4 378	677	253	28	3 686	516
565	Family clothing stores ³ -----	11	4 292	461	194	9	3 137	353
566	Shoe stores -----	36	3 288	442	122	35	3 176	424
564, 569	Other apparel, accessory stores -----	4	271	29	16	13	373	(NA)
57	Furniture, home furnishings, equipment stores -----	110	17 146	2 860	543	103	13 719	2 681
5712	Furniture stores -----	32	8 395	1 637	264	24	6 658	1 441
5713-15, 19	Other home furnishings stores -----	30	1 955	273	86	22	2 080	390
572, 573	Household appliance, radio, television, music stores -----	48	6 796	950	193	57	4 981	850
58	Eating, drinking places -----	405	28 332	6 100	2 669	439	22 027	4 031
5812	Eating places -----	267	20 843	5 174	2 355	291	14 062	3 078
5813	Drinking places (alcoholic beverages) -----	138	7 489	926	314	148	7 965	953
59 pt. (591)	Drug stores, proprietary stores -----	67	13 041	1 558	502	63	9 855	1 271
59 ex. 591	Other retail stores ⁴ -----	287	24 751	2 739	699	263	21 069	2 318
592	Liquor stores -----	39	6 578	560	136	243	4 905	386
594	Book, stationery stores -----	8	454	80	31	12	525	122
595	Sporting goods stores, bicycle shops -----	17	727	74	21	14	621	71
597	Jewelry stores -----	24	2 150	280	75	25	1 866	284
5992	Florists -----	15	835	147	41	18	1 034	180
5996	Camera, photographic supply stores -----	7	1 322	151	32	8	1 228	171
	SELECTED SERVICES							
7011	Hotels, motels -----	45	4 337	1 252	433	50	2 693	675
783	Motion picture theaters -----	11	1 401	357	174	12	1 642	412

Standard Notes: - Represents zero. (D) Withheld to avoid disclosure. (NA) Not available.

¹1958 group totals for SIC 53 and 56 may include data for "nonemployer" establishments which could not be classified and tabulated by detailed kinds of business.

²Excludes nonstore retailers (i.e., mail order, direct selling, merchandise vending machine operators) part of SIC 53.

³1958 data limited to "employer" establishments.

⁴Includes data for those kinds of business in SIC 59 (ex. 591) not covered in any of the lines below.

TABLE 4. CBD, City, SMSA—Sales Comparisons: 1958 and 1963

SIC code	Kind of business	Percent change in sales			Percent distribution of sales					
		Central business district	City	Standard metropolitan statistical area	Central business district		City		Standard metropolitan statistical area	
					1963	1958	1963	1958	1963	1958
RETAIL STORES										
	Total ² -----	6.4	27.5	28.3	100.0	100.0	100.0	100.0	100.0	100.0
52	Lumber, building materials, hardware, farm equipment dealers -----	(D)	-7.5	3.8	(D)	1.3	5.1	7.0	7.5	9.3
5251	Hardware stores -----	(D)	-17.9	-19.4	(D)	(D)	1.0	1.5	1.2	1.9
52 ex. 5251	Other -----	-	-4.7	9.6	-	(D)	4.1	5.5	6.4	7.4
53 part ¹	General merchandise group stores ^{1,2} -----	0.5	37.3	32.6	30.6	32.4	14.7	13.6	11.7	11.3
531	Department stores -----	7.7	(D)	45.6	28.9	28.5	(D)	(D)	9.9	8.7
533	Limited price variety stores -----	(D)	7.0	8.1	(D)	(D)	1.5	1.8	1.4	1.6
539	Miscellaneous general merchandise stores -----	(D)	(D)	(NA)	(D)	(D)	(D)	(D)	0.4	(NA)
54	Food stores -----	-38.4	28.2	18.7	2.7	4.6	22.9	22.8	22.7	24.6
55 ex. 554	Automotive dealers -----	48.0	47.0	58.9	29.6	21.3	21.2	18.4	20.1	16.2
55 pt. (554)	Gasoline service stations -----	(D)	61.4	48.6	(D)	0.7	7.6	6.0	8.7	7.5
56	Apparel, accessory stores ¹ -----	1.2	-4.8	4.8	15.8	16.6	5.8	7.7	5.2	6.4
561, 567	Men's, boys' apparel stores, custom tailors -----	16.9	(D)	-29.1	4.4	4.0	1.4	(D)	1.2	2.1
562-3, 568	Women's clothing, specialty stores -----	-6.1	18.1	28.0	5.9	6.7	2.0	2.2	1.8	1.8
562	Women's ready-to-wear stores ³ -----	-10.4	12.8	18.8	4.6	5.5	1.5	1.7	1.3	1.4
565	Family clothing stores ³ -----	(D)	(D)	36.8	(D)	(D)	1.1	(D)	1.2	1.2
566	Shoe stores -----	-23.4	0.3	3.5	2.5	3.4	1.1	1.4	1.0	1.2
564, 569	Other apparel, accessory stores -----	(D)	-4.6	-27.4	(D)	(D)	0.1	0.1	0.1	0.1
57	Furniture, home furnishings, equipment stores -----	14.3	18.1	25.0	5.3	4.9	5.7	6.2	5.0	5.1
5712	Furniture stores -----	(D)	(D)	26.1	2.5	(D)	3.0	(D)	2.4	2.5
5713-15, 19	Other home furnishings stores -----	(D)	(D)	-6.0	(D)	(D)	0.5	(D)	0.6	0.8
572, 573	Household appliance, radio, television, music stores -----	(D)	23.0	36.4	(D)	2.0	2.2	2.2	2.0	1.8
58	Eating, drinking places -----	-3.6	13.0	28.6	4.2	4.6	6.5	7.4	8.2	8.2
5812	Eating places -----	-8.6	24.8	48.2	3.3	3.8	4.7	4.8	6.0	5.2
5813	Drinking places (alcoholic beverages) -----	18.5	-9.3	-6.0	0.9	0.8	1.8	2.6	2.2	3.0
59 pt. (591)	Drug stores, proprietary stores -----	-19.5	36.7	32.2	5.0	6.6	4.4	4.1	3.8	3.7
59 ex. 591	Other retail stores ⁴ -----	-15.9	13.7	17.5	5.4	6.9	6.1	6.8	7.2	7.8
592	Liquor stores -----	-57.4	34.0	34.1	0.2	0.5	1.7	1.6	1.9	1.8
594	Book, stationery stores -----	2.3	-13.5	-13.5	0.6	0.6	0.2	0.3	0.1	0.2
595	Sporting goods stores, bicycle shops -----	(D)	-6.3	17.1	(D)	(D)	0.2	0.3	0.2	0.2
597	Jewelry stores -----	-9.5	(D)	15.2	2.5	2.9	0.7	(D)	0.6	0.7
5992	Florists -----	(D)	(D)	-19.3	(D)	0.6	0.3	(D)	0.2	0.4
5996	Camera, photographic supply stores -----	(D)	(D)	7.7	(D)	(D)	0.4	(D)	0.4	0.5
SELECTED SERVICES										
7011	Hotels, motels -----	-79.2	25.2	61.0	(X)	(X)	(X)	(X)	(X)	(X)
783	Motion picture theaters -----	(D)	-22.7	-14.7	(X)	(X)	(X)	(X)	(X)	(X)

Standard Notes: - Represents zero. (D) Withheld to avoid disclosure. (NA) Not available. (X) Not applicable. (-) Minus sign before number denotes decrease.
¹1958 group totals for SIC 53 and 56 may include data for "nonemployer" establishments which could not be classified and tabulated by detailed kinds of business.
²Excludes nonstore retailers (i.e., mail order, direct selling, merchandise vending machine operators) part of SIC 53.
³1958 data limited to "employer" establishments.
⁴Includes data for those kinds of business in SIC 59 (ex. 591) not covered in any of the lines below.

TABLE 5. CBD Sales as Percent of City and SMSA Sales: 1963 and 1958

SIC code	Kind of business	Central business district sales as—			
		Percent of city sales		Percent of standard metropolitan statistical area sales	
		1963	1958	1963	1958
	RETAIL STORES				
	Total ² -----	24.0	28.7	17.9	21.5
52	Lumber, building materials, hardware, farm equipment dealers -----	(D)	5.5	(D)	3.1
5251	Hardware stores -----	(D)	(D)	(D)	(D)
52 ex. 5251	Other -----	-	(D)	-	(D)
53 part ²	General merchandise group stores ^{1,2} -----	49.8	68.1	46.9	61.8
531	Department stores -----	(D)	(D)	52.4	70.8
533	Limited price variety stores -----	(D)	(D)	(D)	(D)
539	Miscellaneous general merchandise stores -----	(D)	(D)	(D)	(D)
54	Food stores -----	2.8	5.8	2.1	4.0
55 ex. 554	Automotive dealers -----	33.5	43.2	26.3	28.2
55 pt. (554)	Gasoline service stations -----	(D)	3.3	(D)	1.9
56	Apparel, accessory stores ¹ -----	65.5	61.7	54.3	56.2
561, 567	Men's, boys' apparel stores, custom tailors -----	74.7	(D)	66.3	40.2
562-3, 568	Women's clothing, specialty stores -----	70.0	88.0	60.3	82.1
562	Women's ready-to-wear stores ³ -----	75.3	94.7	65.3	86.6
565	Family clothing stores ³ -----	(D)	(D)	(D)	(D)
566	Shoe stores -----	51.9	67.9	46.1	62.2
564, 569	Other apparel, accessory stores -----	(D)	(D)	(D)	(D)
57	Furniture, home furnishings, equipment stores -----	22.1	22.8	19.1	20.9
5712	Furniture stores -----	20.2	(D)	18.7	(D)
5713-15, 19	Other home furnishings stores -----	(D)	(D)	(D)	(D)
572, 573	Household appliance, radio, television, music stores -----	(D)	25.4	(D)	23.0
58	Eating, drinking places -----	15.5	18.1	9.2	12.2
5812	Eating places -----	16.6	22.7	9.7	15.7
5813	Drinking places (alcoholic beverages) -----	12.4	9.5	7.8	6.2
59 pt. (591)	Drug stores, proprietary stores -----	27.2	46.2	23.8	39.2
59 ex. 591	Other retail stores ⁴ -----	21.4	29.0	13.6	19.0
592	Liquor stores -----	2.6	8.2	1.7	5.5
594	Book, stationery stores -----	78.9	66.7	78.9	66.7
595	Sporting goods stores, bicycle shops -----	(D)	(D)	(D)	(D)
597	Jewelry stores -----	79.6	(D)	71.3	90.7
5992	Florists -----	(D)	(D)	(D)	35.3
5996	Camera, photographic supply stores -----	(D)	(D)	(D)	(D)
	SELECTED SERVICES				
7011	Hotels, motels -----	4.0	24.2	2.8	21.9
783	Motion picture theaters -----	(D)	47.3	(D)	36.5

Standard Notes: - Represents zero. (D) Withheld to avoid disclosure. (NA) Not available.

¹1958 group totals for SIC 53 and 56 may include data for "nonemployer" establishments which could not be classified and tabulated by detailed kinds of business.

²Excludes nonstore retailers (i.e., mail order, direct selling, merchandise vending machine operators) part of SIC 53.

³1958 data limited to "employer" establishments.

⁴Includes data for those kinds of business in SIC 59 (ex. 591) not covered in any of the lines below.

TABLE 6. Other Major Retail Centers in the SMSA: 1963

MRC No. 2. Includes the planned center known as "Meadow Mart Shopping Center" in the area bounded by: Windsor Rd., North First St., Theodore St., and North Second St.

SIC code	Kind of business	Total	SIC code	Kind of business	Number of establishments
	Retail stores, total:				
	Number -----	17	55 ex. 554	Automotive Dealers -----	1
	Sales ----- \$1,000--	5 994	55 pt. (554)	Gasoline service stations -----	1
54, 58, 591	Convenience goods stores:		56	Apparel, accessory stores -----	3
	Number -----	6	561, 567	Men's, boys' apparel stores, custom tailors -----	-
	Sales ----- \$1,000--	3 470	562-3, 568	Women's clothing, specialty stores -----	2
53 part, 56, 57	Shopping goods stores:		562	Women's ready-to-wear stores -----	2
	Number -----	6	565	Family clothing stores -----	-
	Sales ----- \$1,000--	2 040	566	Shoe stores -----	1
52, 55, 59 ex. 591	All other stores:		564, 569	Other apparel, accessory stores -----	-
	Number -----	5	57	Furniture, home furnishings, equipment stores -----	1
	Sales ----- \$1,000--	484	5712	Furniture stores -----	1
		Number of establishments	5713-15, 19	Other home furnishings stores -----	-
			572, 573	Household appliance, radio, television, music stores -----	-
	Retail stores, total -----	17	58	Eating, drinking places -----	1
52	Lumber, building materials, hardware, farm equipment dealers -----	1	5812	Eating places -----	1
5251	Hardware stores -----	-	5813	Drinking places (alcoholic beverages) -----	-
52 ex. 5251	Other -----	1	59 pt. (591)	Drug stores, proprietary stores -----	1
53 part	General merchandise group stores -----	2	59 ex. 591	Other retail stores -----	2
531	Department stores -----	1	592	Liquor stores -----	-
533	Limited price variety stores -----	1	594	Book, stationery stores -----	-
539	Miscellaneous general merchandise stores -----	-	595	Sporting goods stores, bicycle shops -----	-
			597	Jewelry stores -----	-
			5992	Florists -----	-
54	Food stores -----	4	5996	Camera, photographic supply stores -----	1

MRC No. 3. Includes the planned center known as "North Towne Shopping Center" on east side of North Main St. from River Bluff Rd. to Riverside Blvd.

SIC code	Kind of business	Total	SIC code	Kind of business	Number of establishments
	Retail stores, total:				
	Number -----	20	55 ex. 554	Automotive dealers -----	-
	Sales ----- \$1,000--	7 890	55 pt. (554)	Gasoline service stations -----	-
54, 58, 591	Convenience goods stores:		56	Apparel, accessory stores -----	6
	Number -----	5	561, 567	Men's, boys' apparel stores, custom tailors -----	1
	Sales ----- \$1,000--	(D)	562-3, 568	Women's clothing, specialty stores -----	2
53 part, 56, 57	Shopping goods stores:		562	Women's ready-to-wear stores -----	-
	Number -----	11	565	Family clothing stores -----	-
	Sales ----- \$1,000--	4 992	566	Shoe stores -----	2
52, 55, 59 ex. 591	All other stores:		564, 569	Other apparel, accessory stores -----	1
	Number -----	4	57	Furniture, home furnishings, equipment stores -----	1
	Sales ----- \$1,000--	(D)	5712	Furniture stores -----	1
		Number of establishments	5713-15, 19	Other home furnishings stores -----	-
			572, 573	Household appliance, radio, television, music stores -----	-
	Retail stores, total -----	20	58	Eating, drinking places -----	-
52	Lumber, building materials, hardware, farm equipment dealers -----	2	5812	Eating places -----	-
5251	Hardware stores -----	1	5813	Drinking places (alcoholic beverages) -----	-
52 ex. 5251	Other -----	1	59 pt. (591)	Drug stores, proprietary stores -----	1
53 part	General merchandise group stores -----	4	59 ex. 591	Other retail stores -----	2
531	Department stores -----	1	592	Liquor stores -----	1
533	Limited price variety stores -----	2	594	Book, stationery stores -----	1
539	Miscellaneous general merchandise stores -----	1	595	Sporting goods stores, bicycle shops -----	-
			597	Jewelry stores -----	-
			5992	Florists -----	-
54	Food stores -----	4	5996	Camera, photographic supply stores -----	-

Note: To facilitate comparison with 1958 data, the numbers assigned to MRC's are the same as those used in the reports of the 1958 census. For this reason, MRC No. 1. is not used in this report.

Standard Notes: - Represents zero. (D) Withheld to avoid disclosure. (NA) Not available.

TABLE 6. Other Major Retail Centers in the SMSA: 1963—Continued

MRC No. 4. Includes the planned center known as "Rockford Plaza" and establishments on Charles St. from 19th St. to Hollister Ave., and on the 600 block of Hollister Ave.

SIC code	Kind of business	Total	SIC code	Kind of business	Number of establishments
	Retail stores, total: Number ----- Sales -----\$1,000--	33 10 288	55 ex. 554	Automotive Dealers -----	-
54, 58, 591	Convenience goods stores: Number ----- Sales -----\$1,000--	5 2 456	55 pt. (554)	Gasoline service stations -----	5
53 part, 56, 57	Shopping goods stores: Number ----- Sales -----\$1,000--	11 6 145	56 561, 567 562-3, 568 562	Apparel, accessory stores ----- Men's, boys' apparel stores, custom tailors ----- Women's clothing, specialty stores ----- Women's ready-to-wear stores -----	7 1 3 -
52, 55, 59 ex. 591	All other stores: Number ----- Sales -----\$1,000--	17 1 687	565 566 564, 569	Family clothing stores ----- Shoe stores ----- Other apparel, accessory stores -----	- 2 1
		Number of establishments	57 5712 5713-15, 19 572, 573	Furniture, home furnishings, equipment stores ----- Furniture stores ----- Other home furnishings stores ----- Household appliance, radio, television, music stores -----	2 - 2 -
52	Retail stores, total ----- Lumber, building materials, hardware, farm equipment dealers -----	33 3	58 5812 5813	Eating, drinking places ----- Eating places ----- Drinking places (alcoholic beverages) -----	1 1 -
5251 52 ex. 5251	Hardware stores ----- Other -----	- 3	59 pt. (591)	Drug stores, proprietary stores -----	1
53 part 531 533 539	General merchandise group stores ----- Department stores ----- Limited price variety stores ----- Miscellaneous general merchandise stores -----	2 1 1 -	59 ex. 591 592 594 595 597 5992 5996	Other retail stores ----- Liquor stores ----- Book, stationery stores ----- Sporting goods stores, bicycle shops ----- Jewelry stores ----- Florists ----- Camera, photographic supply stores -----	9 - 1 1 1 1 1 1
54	Food stores -----	3			

MRC No. 5. Includes establishments on East State Street Rd. from Pike St. to Alpine Rd., and at the intersection of Alpine Rd. and East State Street Rd.

SIC code	Kind of business	Total	SIC code	Kind of business	Number of establishments
	Retail stores, total: Number ----- Sales -----\$1,000--	36 18 885	55 ex. 554	Automotive dealers -----	1
54, 58, 591	Convenience goods stores: Number ----- Sales -----\$1,000--	12 7 102	55 pt. (554)	Gasoline service stations -----	12
53 part, 56, 57	Shopping goods stores: Number ----- Sales -----\$1,000--	8 8 809	56 561, 567 562-3, 568 562	Apparel, accessory stores ----- Men's, boys' apparel stores, custom tailors ----- Women's clothing, specialty stores ----- Women's ready-to-wear stores -----	3 - 1 1
52, 55, 59 ex. 591	All other stores: Number ----- Sales -----\$1,000--	16 2 974	565 566 564, 569	Family clothing stores ----- Shoe stores ----- Other apparel, accessory stores -----	1 1 -
		Number of establishments	57 5712 5713-15, 19 572, 573	Furniture, home furnishings, equipment stores ----- Furniture stores ----- Other home furnishings stores ----- Household appliance, radio, television, music stores -----	3 1 - 2
52	Retail stores, total ----- Lumber, building materials, hardware, farm equipment dealers -----	36 1	58 5812 5813	Eating, drinking places ----- Eating places ----- Drinking places (alcoholic beverages) -----	7 7 -
5251 52 ex. 5251	Hardware stores ----- Other -----	- 1	59 pt. (591)	Drug stores, proprietary stores -----	1
53 part 531 533 539	General merchandise group stores ----- Department stores ----- Limited price variety stores ----- Miscellaneous general merchandise stores -----	2 2 - -	59 ex. 591 592 594 595 597 5992 5996	Other retail stores ----- Liquor stores ----- Book, stationery stores ----- Sporting goods stores, bicycle shops ----- Jewelry stores ----- Florists ----- Camera, photographic supply stores -----	2 2 - - - - -
54	Food stores -----	4			

Standard Notes: - Represents zero. (D) Withheld to avoid disclosure. (NA) Not available.

Sacramento, Calif., SMSA

CONTENTS

[Page numbers listed here omit the chapter prefix, 86-, which appears as part of number for each page]

	page
Standard Metropolitan Statistical Area Map	1
Chart on Retail Sales: 1963 and 1958	3
TABLE 1 The Central Business District: 1963 and 1958	4
2 The City: 1963 and 1958	5
3 The Standard Metropolitan Statistical Area: 1963 and 1958	6
4 CBD, City, SMSA—Sales Comparisons: 1958 and 1963	7
5 CBD Sales as Percent of City and SMSA Sales: 1963 and 1958	8
6 Other Major Retail Centers in the SMSA: 1963	9

SACRAMENTO, CALIF.

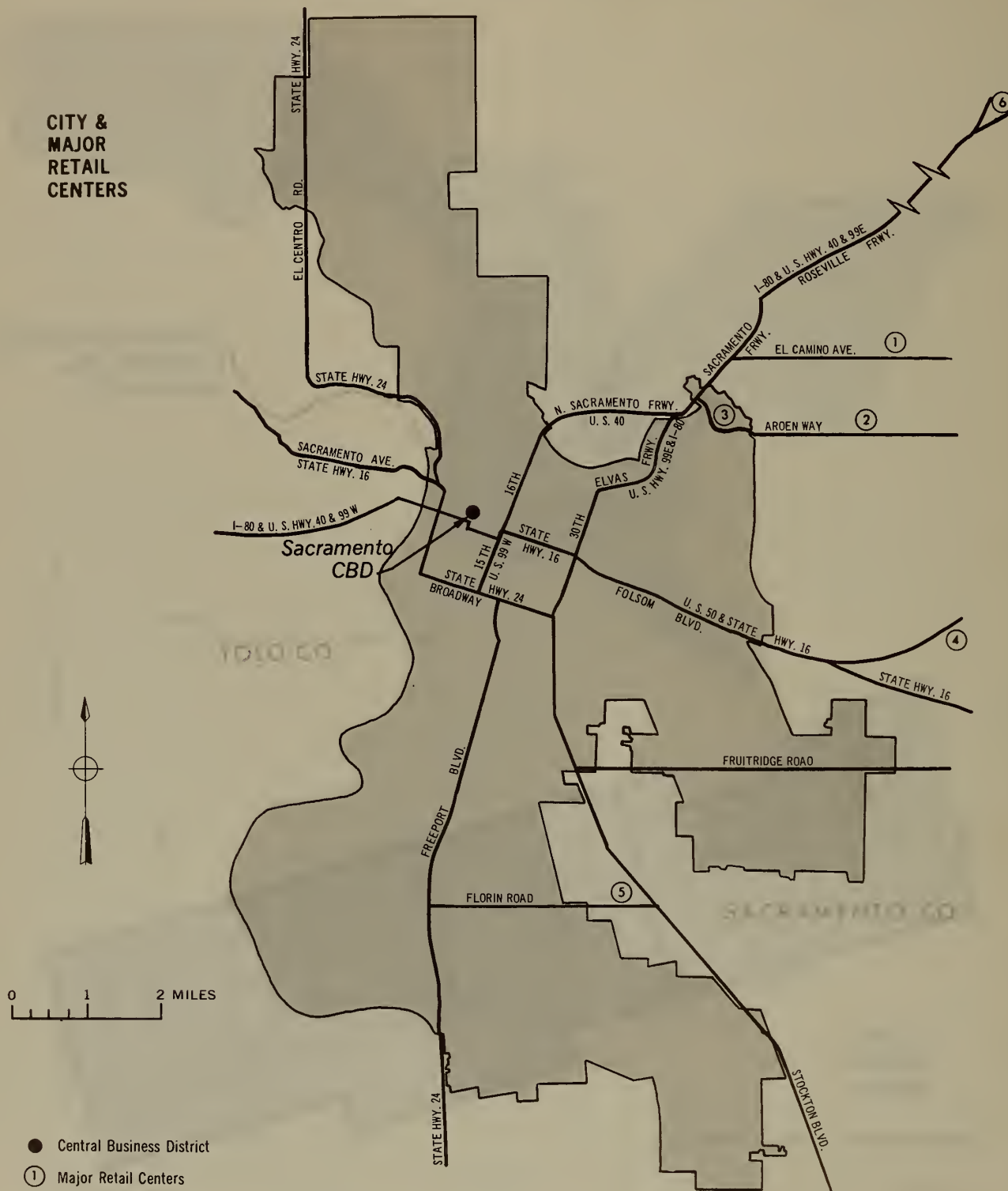
Standard Metropolitan Statistical Area, Central Business District, and Major Retail Centers



SACRAMENTO, CALIF.


Standard Metropolitan Statistical Area, Central Business District, and Major Retail Centers

CITY & MAJOR RETAIL CENTERS




Sacramento SMSA

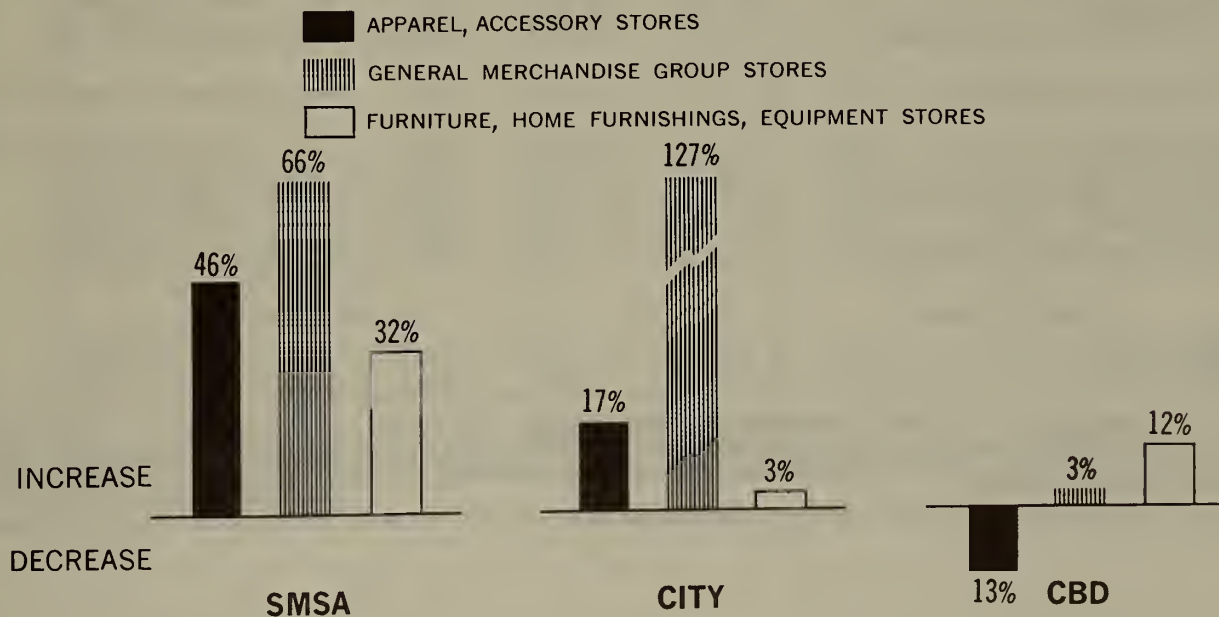
Retail Sales: 1958 and 1963 IN MILLIONS OF DOLLARS



Sacramento



Percent Change in Sales, 1958-1963 by Types of Stores



1963 CENSUS OF BUSINESS, U.S. Department of Commerce, Bureau of the Census

TABLE 1. The Central Business District: 1963 and 1958

SIC code	Kind of business	1963				1958 ¹		
		Estab- lish- ments (number)	Sales (\$1,000)	Payroll, entire year (\$1,000)	Paid employees, workweek ended nearest Nov. 15 (number)	Estab- lish- ments (number)	Sales (\$1,000)	Payroll, entire year (\$1,000)
	RETAIL STORES							
	Total ² -----	529	159 884	26 126	6 933	666	159 673	23 528
52	Lumber, building materials, hardware, farm equip- ment dealers -----	12	1 563	222	61	5	827	141
5251	Hardware stores -----	5	(D)	(D)	(D)	3	(D)	(D)
52 ex. 5251	Other -----	7	(D)	(D)	(D)	2	(D)	(D)
53 part ³	General merchandise group stores ² -----	23	37 230	7 294	2 618	21	36 314	5 667
531	Department stores -----	5	32 404	6 350	2 302	3	(D)	(D)
533	Limited price variety stores -----	5	3 831	852	282	3	4 285	893
539	Miscellaneous general merchandise stores -----	13	995	92	34	15	(D)	(D)
54	Food stores -----	37	3 781	365	84	51	7 268	540
55 ex. 554	Automotive dealers -----	26	43 723	4 915	739	31	36 901	4 456
55 pt. (554)	Gasoline service stations -----	16	2 161	254	69	23	3 001	312
56	Apparel, accessory stores -----	82	16 625	2 406	624	98	19 013	2 572
561, 567	Men's, boys' apparel stores, custom tailors -----	17	3 616	587	122	23	4 237	609
562-3, 568	Women's clothing, specialty stores -----	35	7 779	1 079	335	35	7 970	1 120
562	Women's ready-to-wear stores ³ -----	20	6 556	911	282	26	7 413	1 036
565	Family clothing stores ³ -----	5	(D)	(D)	(D)	8	(D)	(D)
566	Shoe stores -----	23	3 038	490	119	29	4 051	518
564, 569	Other apparel, accessory stores -----	2	(D)	(D)	(D)	1	(D)	(D)
57	Furniture, home furnishings, equipment stores -----	31	22 689	4 240	774	40	20 291	3 072
5712	Furniture stores -----	8	(D)	(D)	(D)	9	(D)	(D)
5713-15, 19	Other home furnishings stores -----	3	(D)	(D)	(D)	12	708	122
572, 573	Household appliance, radio, television, music stores -----	20	3 144	436	83	19	(D)	(D)
58	Eating, drinking places -----	181	15 505	4 094	1 447	236	16 173	4 094
5812	Eating places -----	123	10 661	2 884	1 048	146	11 752	3 281
5813	Drinking places (alcoholic beverages) -----	58	4 844	1 210	399	90	4 421	813
59 pt. (591)	Drug stores, proprietary stores -----	7	3 886	434	72	13	5 790	684
59 ex. 591	Other retail stores ⁴ -----	114	12 721	1 902	445	148	14 095	1 990
592	Liquor stores -----	15	1 625	123	33	18	1 711	83
594	Book, stationery stores -----	5	465	48	18	4	1 830	259
595	Sporting goods stores, bicycle shops -----	4	314	22	8	4	363	37
597	Jewelry stores -----	21	4 092	772	169	42	4 973	837
5992	Florists -----	5	190	25	7	5	190	22
5996	Camera, photographic supply stores -----	1	(D)	(D)	(D)	3	(D)	(D)
	SELECTED SERVICES							
7011	Hotels, motels -----	45	3 988	1 047	436	103	4 066	1 366
783	Motion picture theaters -----	8	1 803	394	129	12	2 027	455

Standard Notes: - Represents zero. (D) Withheld to avoid disclosure. (NA) Not available.

¹1958 group totals for SIC 53 and 56 may include data for "nonemployer" establishments which could not be classified and tabulated by detailed kinds of business.

²Excludes nonstore retailers (i.e., mail order, direct selling, merchandise vending machine operators) part of SIC 53.

³1958 data limited to "employer" establishments.

⁴Includes data for those kinds of business in SIC 59 (ex. 591) not covered in any of the lines below.

TABLE 2. The City: 1963 and 1958

SIC code	Kind of business	1963				1958 ¹		
		Estab- lish- ments (number)	Sales (\$1,000)	Payroll, entire year (\$1,000)	Paid employees, workweek ended nearest Nov. 15 (number)	Estab- lish- ments (number)	Sales (\$1,000)	Payroll, entire year (\$1,000)
RETAIL STORES								
	Total ² -----	1 998	459 168	62 194	16 543	2 073	351 438	42 844
52	Lumber, building materials, hardware, farm equip- ment dealers -----	85	21 500	2 369	459	100	27 590	2 541
5251	Hardware stores -----	17	2 615	392	87	31	2 929	349
52 ex. 5251	Other -----	68	18 885	1 977	372	69	24 661	2 192
53 part ²	General merchandise group stores ² -----	63	90 486	15 106	4 976	70	39 851	6 026
531	Department stores -----	9	79 500	13 107	4 225	4	(D)	(D)
533	Limited price variety stores -----	33	8 079	1 572	610	28	5 817	1 053
539	Miscellaneous general merchandise stores -----	21	2 907	427	141	20	(D)	(D)
54	Food stores -----	267	83 162	7 589	1 484	317	72 145	4 956
55 ex. 554	Automotive dealers -----	100	86 671	8 887	1 420	114	59 221	6 674
55 pt. (554)	Gasoline service stations -----	246	26 947	2 739	869	245	23 626	2 265
56	Apparel, accessory stores -----	162	27 374	3 784	1 059	147	23 506	3 133
561, 567	Men's, boys' apparel stores, custom tailors -----	32	4 992	744	163	30	4 696	637
562-3, 568	Women's clothing, specialty stores -----	62	11 418	1 619	519	52	9 418	1 355
562	Women's ready-to-wear stores ³ -----	45	10 024	1 448	460	34	8 609	1 242
565	Family clothing stores ³ -----	17	6 083	705	196	13	3 631	439
566	Shoe stores -----	44	4 639	703	176	38	5 065	647
564, 569	Other apparel, accessory stores -----	7	242	13	5	6	520	55
57	Furniture, home furnishings, equipment stores -----	135	36 957	6 228	1 130	146	36 062	5 236
5712	Furniture stores -----	54	27 300	4 756	827	37	21 709	3 105
5713-15, 19	Other home furnishings stores -----	19	1 729	278	66	34	3 225	697
572, 573	Household appliance, radio, television, music stores -----	62	7 928	1 194	237	75	11 128	1 434
58	Eating, drinking places -----	533	42 740	9 944	3 769	535	31 423	7 435
5812	Eating places -----	371	32 482	7 715	3 037	348	22 564	5 948
5813	Drinking places (alcoholic beverages) -----	162	10 258	2 229	732	187	8 859	1 487
59 pt. (591)	Drug stores, proprietary stores -----	67	16 547	2 026	486	71	12 387	1 430
59 ex. 591	Other retail stores ⁴ -----	340	26 784	3 522	891	328	25 627	3 148
592	Liquor stores -----	53	5 459	327	102	45	3 977	172
594	Book, stationery stores -----	14	1 423	288	82	12	(D)	(D)
595	Sporting goods stores, bicycle shops -----	16	1 007	106	33	22	1 337	148
597	Jewelry stores -----	25	4 202	788	173	52	5 173	838
5992	Florists -----	33	1 442	201	61	127	5 705	2 009
5996	Camera, photographic supply stores -----	1	(D)	(D)	(D)	19	3 080	674
SELECTED SERVICES								
7011	Hotels, motels -----	78	8 198	2 377	821	149	6 329	(D)
783	Motion picture theaters -----	15	3 202	643	230	19	3 080	674

Standard Notes: - Represents zero. (D) Withheld to avoid disclosure. (NA) Not available.

¹1958 group totals for SIC 53 and 56 may include data for "nonemployer" establishments which could not be classified and tabulated by detailed kinds of business.

²Excludes nonstore retailers (i.e., mail order, direct selling, merchandise vending machine operators) part of SIC 53.

³1958 data limited to "employer" establishments.

⁴Includes data for those kinds of business in SIC 59 (ex. 591) not covered in any of the lines below.

TABLE 3. The Standard Metropolitan Statistical Area: 1963 and 1958

SIC code	Kind of business	1963				1958 ¹		
		Estab- lish- ments (number)	Sales (\$1,000)	Payroll, entire year (\$1,000)	Paid employees, workweek ended nearest Nov. 15 (number)	Estab- lish- ments (number)	Sales (\$1,000)	Payroll, entire year (\$1,000)
RETAIL STORES								
	Total ² -----	5 252	1 064 574	130 130	34 994	4 814	753 710	(D)
52	Lumber, building materials, hardware, farm equip- ment dealers -----	260	53 307	6 315	1 232	287	54 721	5 388
5251	Hardware stores -----	74	9 707	1 216	307	88	8 670	920
52 ex. 5251	Other -----	186	43 600	5 099	925	199	46 051	4 468
53 part ³	General merchandise group stores ² -----	185	135 914	21 115	7 264	169	82 139	11 700
531	Department stores -----	16	105 299	16 404	5 395	(NA)	(NA)	(NA)
533	Limited price variety stores -----	91	19 958	3 380	1 413	75	(D)	(D)
539	Miscellaneous general merchandise stores -----	78	10 657	1 331	456	(NA)	(NA)	(NA)
54	Food stores -----	698	257 648	22 710	4 705	790	194 614	12 948
55 ex. 554	Automotive dealers -----	379	213 626	21 475	3 685	321	133 272	13 561
55 pt. (554)	Gasoline service stations -----	796	82 266	7 736	2 635	631	57 161	4 969
56	Apparel, accessory stores -----	375	54 767	7 170	2 158	295	37 507	4 711
561, 567	Men's, boys' apparel stores, custom tailors -----	68	10 700	1 498	369	56	7 454	937
562-3, 568	Women's clothing, specialty stores -----	143	21 159	2 718	939	106	15 270	1 903
562	Women's ready-to-wear stores ³ -----	109	18 374	2 406	807	72	(D)	(D)
565	Family clothing stores ³ -----	41	10 030	1 192	359	24	(D)	(D)
566	Shoe stores -----	95	11 313	1 634	413	74	7 711	961
564, 569	Other apparel, accessory stores -----	28	1 565	128	78	17	(D)	(D)
57	Furniture, home furnishings, equipment stores -----	320	65 199	10 009	1 882	304	49 597	6 782
5712	Furniture stores -----	124	38 835	6 192	1 105	(NA)	(NA)	(NA)
5713-15, 19	Other home furnishings stores -----	47	4 737	744	175	(NA)	(NA)	(NA)
572, 573	Household appliance, radio, television, music stores -----	149	21 627	3 073	602	156	18 233	2 250
58	Eating, drinking places -----	1 289	86 314	19 972	7 847	1 164	60 688	13 262
5812	Eating places -----	883	63 473	15 362	6 311	788	43 984	10 689
5813	Drinking places (alcoholic beverages) -----	406	22 841	4 610	1 536	376	16 404	2 573
59 pt. (591)	Drug stores, proprietary stores -----	166	53 063	6 432	1 664	148	28 690	3 185
59 ex. 591	Other retail stores ⁴ -----	784	62 470	7 196	1 922	705	55 321	(D)
592	Liquor stores -----	107	11 429	681	215	91	7 462	329
594	Book, stationery stores -----	28	2 194	386	120	19	(D)	(D)
595	Sporting goods stores, bicycle shops -----	70	4 750	410	135	61	(D)	(D)
597	Jewelry stores -----	70	7 011	1 216	267	82	7 376	1 103
5992	Florists -----	68	2 563	363	111	(NA)	(NA)	(NA)
5996	Camera, photographic supply stores -----	8	2 342	(D)	(D)	(NA)	(NA)	(NA)
SELECTED SERVICES								
7011	Hotels, motels -----	304	22 425	6 237	2 132	404	16 380	4 807
783	Motion picture theaters -----	35	5 481	1 063	407	46	5 242	1 108

Standard Notes: - Represents zero. (D) Withheld to avoid disclosure. (NA) Not available.

¹1958 group totals for SIC 53 and 56 may include data for "nonemployer" establishments which could not be classified and tabulated by detailed kinds of business.

²Excludes nonstore retailers (i.e., mail order, direct selling, merchandise vending machine operators) part of SIC 53.

³1958 data limited to "employer" establishments.

⁴Includes data for those kinds of business in SIC 59 (ex. 591) not covered in any of the lines below.

TABLE 4. CBD, City, SMSA—Sales Comparisons: 1958 and 1963

SIC code	Kind of business	Percent change in sales			Percent distribution of sales					
		Central business district	City	Standard metropolitan statistical area	Central business district		City		Standard metropolitan statistical area	
					1963	1958	1963	1958	1963	1958
RETAIL STORES										
	Total ² -----	0.1	30.7	41.2	100.0	100.0	100.0	100.0	100.0	100.0
52	Lumber, building materials, hardware, farm equipment dealers -----	89.0	-22.1	-2.6	1.0	0.5	4.7	7.9	5.0	7.3
5251	Hardware stores -----	(D)	-10.7	12.0	(D)	(D)	0.6	0.8	0.9	1.2
52 ex. 5251	Other -----	(D)	-23.4	-5.3	(D)	(D)	4.1	7.0	4.1	6.1
53 part ²	General merchandise group stores ^{1,2} -----	2.5	127.1	65.5	23.3	22.7	19.7	11.3	12.8	10.9
531	Department stores -----	(D)	(D)	(NA)	20.3	(D)	17.3	(D)	9.9	(NA)
533	Limited price variety stores -----	-10.6	38.9	(D)	2.4	2.7	1.9	1.7	1.9	(D)
539	Miscellaneous general merchandise stores -----	(D)	(D)	(NA)	0.6	(D)	0.6	(D)	1.0	(NA)
54	Food stores -----	-48.0	15.3	32.4	2.4	4.6	18.1	20.5	24.2	25.8
55 ex. 554	Automotive dealers -----	18.5	46.4	60.3	27.3	23.1	18.9	16.9	20.1	17.7
55 pt. (554)	Gasoline service stations -----	-28.0	14.1	43.9	1.4	1.9	5.9	6.7	7.7	7.6
56	Apparel, accessory stores ¹ -----	-12.6	16.5	46.0	10.4	11.9	6.0	6.7	5.1	5.0
561, 567	Men's, boys' apparel stores, custom tailors -----	-14.7	6.3	43.5	2.5	2.7	1.1	1.3	1.0	1.0
562-3, 568	Women's clothing, specialty stores -----	-2.4	21.2	38.6	4.9	5.0	2.5	2.7	2.0	2.0
562	Women's ready-to-wear stores ³ -----	-11.6	16.4	(D)	4.1	4.6	2.2	2.4	1.7	(D)
565	Family clothing stores ³ -----	(D)	67.5	(D)	(D)	(D)	1.3	1.0	0.9	(D)
566	Shoe stores -----	-25.0	-8.4	46.7	1.9	2.5	1.0	1.4	1.1	1.0
564, 569	Other apparel, accessory stores -----	(D)	-53.5	(D)	(D)	(D)	0.1	0.1	0.1	(D)
57	Furniture, home furnishings, equipment stores -----	11.8	2.5	31.5	14.2	12.7	8.0	10.3	6.1	6.6
5712	Furniture stores -----	(D)	25.8	(NA)	(D)	(D)	5.9	6.2	3.6	(NA)
5713-15, 19	Other home furnishings stores -----	(D)	-46.4	(NA)	(D)	0.4	0.4	0.9	0.4	(NA)
572, 573	Household appliance, radio, television, music stores -----	(D)	-28.8	18.6	2.0	(D)	1.7	3.2	2.0	2.4
58	Eating, drinking places -----	-4.1	36.0	42.2	9.7	10.1	9.3	8.9	8.1	8.1
5812	Eating places -----	-9.3	44.0	44.3	6.7	7.4	7.1	6.4	6.0	5.8
5813	Drinking places (alcoholic beverages) -----	9.6	15.8	36.7	3.0	2.8	2.2	2.5	2.1	2.2
59 pt. (591)	Drug stores, proprietary stores -----	-32.9	33.6	85.0	2.4	3.6	3.6	3.5	5.0	3.8
59 ex. 591	Other retail stores ⁴ -----	-9.8	4.5	12.9	8.0	8.8	5.8	7.3	5.9	7.3
592	Liquor stores -----	-5.0	37.3	53.2	1.0	1.1	1.2	1.1	1.1	1.0
594	Book, stationery stores -----	-74.6	(D)	(D)	0.3	1.1	0.3	(D)	0.2	(D)
595	Sporting goods stores, bicycle shops -----	-13.5	-24.7	(D)	0.2	0.2	0.2	0.4	0.4	(D)
597	Jewelry stores -----	-17.7	-18.8	-5.0	2.6	3.1	0.9	1.5	0.7	1.0
5992	Florists -----	0.0	-74.7	(NA)	0.1	0.1	0.3	1.6	0.2	(NA)
5996	Camera, photographic supply stores -----	(D)	(D)	(NA)	(D)	(D)	(D)	0.9	0.2	(NA)
SELECTED SERVICES										
7011	Hotels, motels -----	-1.9	29.5	36.9	(X)	(X)	(X)	(X)	(X)	(X)
783	Motion picture theaters -----	-11.1	4.0	4.6	(X)	(X)	(X)	(X)	(X)	(X)

Standard Notes: - Represents zero. (D) Withheld to avoid disclosure. (NA) Not available. (X) Not applicable. (-) Minus sign before number denotes decrease.

¹1958 group totals for SIC 53 and 56 may include data for "nonemployer" establishments which could not be classified and tabulated by detailed kinds of business.

²Excludes nonstore retailers (i.e., mail order, direct selling, merchandise vending machine operators) part of SIC 53.

³1958 data limited to "employer" establishments.

⁴Includes data for those kinds of business in SIC 59 (ex. 591) not covered in any of the lines below.

TABLE 5. CBD Sales as Percent of City and SMSA Sales: 1963 and 1958

SIC code	Kind of business	Central business district sales as—			
		Percent of city sales		Percent of standard metropolitan statistical area sales	
		1963	1958	1963	1958
	RETAIL STORES				
	Total ² -----	34.8	45.4	15.0	21.2
52	Lumber, building materials, hardware, farm equipment dealers -----	7.3	3.0	2.9	1.5
5251	Hardware stores -----	(D)	(D)	(D)	(D)
52 ex. 5251	Other -----	(D)	(D)	(D)	(D)
53 part ²	General merchandise group stores ^{1,2} -----	41.1	91.1	27.4	44.2
531	Department stores -----	40.8	(D)	30.8	(NA)
533	Limited price variety stores -----	47.4	73.7	19.2	(D)
539	Miscellaneous general merchandise stores -----	34.2	(D)	9.3	(NA)
54	Food stores -----	4.5	10.1	1.5	3.7
55 ex. 554	Automotive dealers -----	50.4	62.3	20.5	27.7
55 pt. (554)	Gasoline service stations -----	8.0	12.7	2.6	5.3
56	Apparel, accessory stores ¹ -----	60.7	80.9	30.4	50.7
561, 567	Men's, boys' apparel stores, custom tailors -----	72.4	90.2	33.8	56.8
562-3, 568	Women's clothing, specialty stores -----	68.1	84.6	36.8	52.2
562	Women's ready-to-wear stores ³ -----	65.4	86.1	35.7	(D)
565	Family clothing stores ³ -----	(D)	(D)	(D)	(D)
566	Shoe stores -----	65.5	80.0	26.9	52.5
564, 569	Other apparel, accessory stores -----	(D)	(D)	(D)	(D)
57	Furniture, home furnishings, equipment stores -----	61.4	56.3	34.8	40.9
5712	Furniture stores -----	(D)	(D)	(D)	(NA)
5713-15, 19	Other home furnishings stores -----	(D)	22.0	(D)	(NA)
572, 573	Household appliance, radio, television, music stores -----	39.7	(D)	14.5	(D)
58	Eating, drinking places -----	36.3	51.5	18.0	26.6
5812	Eating places -----	32.8	52.1	16.8	26.7
5813	Drinking places (alcoholic beverages) -----	47.2	49.9	21.2	26.5
59 pt. (591)	Drug stores, proprietary stores -----	23.5	46.7	7.3	20.2
59 ex. 591	Other retail stores ⁴ -----	47.5	55.0	20.4	25.5
592	Liquor stores -----	29.8	43.0	14.2	22.9
594	Book, stationery stores -----	32.7	(D)	21.2	(D)
595	Sporting goods stores, bicycle shops -----	31.2	27.2	6.6	(D)
597	Jewelry stores -----	97.4	96.1	58.4	67.4
5992	Florists -----	13.2	3.3	7.4	(NA)
5996	Camera, photographic supply stores -----	(D)	(D)	(D)	(NA)
	SELECTED SERVICES				
7011	Hotels, motels -----	48.6	64.2	17.8	24.8
783	Motion picture theaters -----	56.3	65.8	32.9	38.7

Standard Notes: - Represents zero. (D) Withheld to avoid disclosure. (NA) Not available.

¹1958 group totals for SIC 53 and 56 may include data for "nonemployer" establishments which could not be classified and tabulated by detailed kinds of business.

²Excludes nonstore retailers (i.e., mail order, direct selling, merchandise vending machine operators) part of SIC 53.

³1958 data limited to "employer" establishments.

⁴Includes data for those kinds of business in SIC 59 (ex. 591) not covered in any of the lines below.

TABLE 6. Other Major Retail Centers in the SMSA: 1963

MRC No. 1. Includes the planned centers known as "Country Club Centre" and "Country Club Plaza", and establishments along El Camino and Watt Aves. from St. Mathews Dr. to Butano Dr., along Belmoral Dr. from Watt Ave. to St. Mathews Dr., and along Yorktown Ave. from El Camino Ave. to Belmoral Dr.

SIC code	Kind of business	Total	SIC code	Kind of business	Number of establishments
	Retail stores, total:				
	Number -----	110	55 ex. 554	Automotive Dealers -----	1
	Sales ----- \$1,000--	45 590	55 pt. (554)	Gasoline service stations -----	4
54, 58, 591	Convenience goods stores:		56	Apparel, accessory stores -----	34
	Number -----	36	561, 567	Men's, boys' apparel stores, custom tailors -----	8
	Sales ----- \$1,000--	10 753	562-3, 568	Women's clothing, specialty stores -----	14
53 part, 56, 57	Shopping goods stores:		562	Women's ready-to-wear stores -----	11
	Number -----	50	565	Family clothing stores -----	1
	Sales ----- \$1,000--	31 196	566	Shoe stores -----	10
52, 55, 59 ex. 591	All other stores:		564, 569	Other apparel, accessory stores -----	1
	Number -----	24	57	Furniture, home furnishings, equipment stores -----	7
	Sales ----- \$1,000--	3 641	5712	Furniture stores -----	-
		Number of establishments	5713-15, 19	Other home furnishings stores -----	-
			572, 573	Household appliance, radio, television, music stores -----	7
	Retail stores, total -----	110	58	Eating, drinking places -----	20
52	Lumber, building materials, hardware, farm equipment dealers -----	5	5812	Eating places -----	18
5251	Hardware stores -----	2	5813	Drinking places (alcoholic beverages) -----	2
52 ex. 5251	Other -----	3	59 pt. (591)	Drug stores, proprietary stores -----	4
53 part	General merchandise group stores -----	9	59 ex. 591	Other retail stores -----	14
531	Department stores -----	3	592	Liquor stores -----	2
533	Limited price variety stores -----	3	594	Book, stationery stores -----	1
539	Miscellaneous general merchandise stores -----	3	595	Sporting goods stores, bicycle shops -----	-
			597	Jewelry stores -----	3
			5992	Florists -----	1
54	Food stores -----	12	5996	Camera, photographic supply stores -----	1

MRC No. 2. Includes the establishments at the intersection of Arden Way and Professional Dr. and along Arden Way from Morse Ave. to Professional Dr.

SIC code	Kind of business	Total	SIC code	Kind of business	Number of establishments
	Retail stores, total:				
	Number -----	12	55 ex. 554	Automotive dealers -----	1
	Sales ----- \$1,000--	11 008	55 pt. (554)	Gasoline service stations -----	1
54, 58, 591	Convenience goods stores:		56	Apparel, accessory stores -----	1
	Number -----	5	561, 567	Men's, boys' apparel stores, custom tailors -----	-
	Sales ----- \$1,000--	(D)	562-3, 568	Women's clothing, specialty stores -----	1
53 part, 56, 57	Shopping goods stores:		562	Women's ready-to-wear stores -----	1
	Number -----	4	565	Family clothing stores -----	-
	Sales ----- \$1,000--	(D)	566	Shoe stores -----	-
52, 55, 59 ex. 591	All other stores:		564, 569	Other apparel, accessory stores -----	-
	Number -----	3	57	Furniture, home furnishings, equipment stores -----	2
	Sales ----- \$1,000--	1 094	5712	Furniture stores -----	-
		Number of establishments	5713-15, 19	Other home furnishings stores -----	1
			572, 573	Household appliance, radio, television, music stores -----	1
	Retail stores, total -----	12	58	Eating, drinking places -----	2
52	Lumber, building materials, hardware, farm equipment dealers -----	-	5812	Eating places -----	2
5251	Hardware stores -----	-	5813	Drinking places (alcoholic beverages) -----	-
52 ex. 5251	Other -----	-	59 pt. (591)	Drug stores, proprietary stores -----	2
53 part	General merchandise group stores -----	1	59 ex. 591	Other retail stores -----	1
531	Department stores -----	1	592	Liquor stores -----	-
533	Limited price variety stores -----	-	594	Book, stationery stores -----	-
539	Miscellaneous general merchandise stores -----	-	595	Sporting goods stores, bicycle shops -----	1
			597	Jewelry stores -----	-
			5992	Florists -----	-
54	Food stores -----	1	5996	Camera, photographic supply stores -----	-

Standard Notes: - Represents zero. (D) Withheld to avoid disclosure. (NA) Not available.

TABLE 6. Other Major Retail Centers in the SMSA: 1963—Continued

MRC No. 3. Includes the planned center known as "Arden Fair" and establishments on Arden Way from State Freeway (Hyw. 40) to Ethan Way.

SIC code	Kind of business	Total	SIC code	Kind of business	Number of establishments
	Retail stores, total:				
	Number	20	55 ex. 554	Automotive Dealers	-
	Sales	40 330	55 pt. (554)	Gasoline service stations	1
54, 58, 591	Convenience goods stores:		56	Apparel, accessory stores	9
	Number	3	561, 567	Men's, boys' apparel stores, custom tailors	2
	Sales	275	562-3, 568	Women's clothing, specialty stores	3
53 part, 56, 57	Shopping goods stores:		562	Women's ready-to-wear stores	3
	Number	13	565	Family clothing stores	1
	Sales	(D)	566	Shoe stores	3
52, 55, 59 ex. 591	All other stores:		564, 569	Other apparel, accessory stores	-
	Number	4	57	Furniture, home furnishings, equipment stores	-
	Sales	(D)	5712	Furniture stores	-
		Number of establishments	5713-15, 19	Other home furnishings stores	-
			572, 573	Household appliance, radio, television, music stores	-
	Retail stores, total	20	58	Eating, drinking places	1
52	Lumber, building materials, hardware, farm equipment dealers	-	5812	Eating places	1
5251	Hardware stores	-	5813	Drinking places (alcoholic beverages)	-
52 ex. 5251	Other	-	59 pt. (591)	Drug stores, proprietary stores	-
53 part	General merchandise group stores	4	59 ex. 591	Other retail stores	3
531	Department stores	2	592	Liquor stores	-
533	Limited price variety stores	2	594	Book, stationery stores	1
539	Miscellaneous general merchandise stores	-	595	Sporting goods stores, bicycle shops	-
			597	Jewelry stores	2
54	Food stores	1	5992	Florists	-
			5996	Camera, photographic supply stores	-

MRC No. 4. Includes the planned centers known as "Cordova Village" and "Mills Shopping Center", and establishments on Folsom Blvd. from Dawes St. to Zinfandel Dr., and on Colma Rd. from Folsom Blvd. to Malaga Way. (Sacramento County)

SIC code	Kind of business	Total	SIC code	Kind of business	Number of establishments
	Retail stores, total:				
	Number	49	55 ex. 554	Automotive dealers	1
	Sales	12 883	55 pt. (554)	Gasoline service stations	6
54, 58, 591	Convenience goods stores:		56	Apparel, accessory stores	9
	Number	17	561, 567	Men's, boys' apparel stores, custom tailors	2
	Sales	7 320	562-3, 568	Women's clothing, specialty stores	2
53 part, 56, 57	Shopping goods stores:		562	Women's ready-to-wear stores	1
	Number	16	565	Family clothing stores	-
	Sales	2 883	566	Shoe stores	3
52, 55, 59 ex. 591	All other stores:		564, 569	Other apparel, accessory stores	2
	Number	16	57	Furniture, home furnishings, equipment stores	3
	Sales	2 680	5712	Furniture stores	-
		Number of establishments	5713-15, 19	Other home furnishings stores	-
			572, 573	Household appliance, radio, television, music stores	3
	Retail stores, total	49	58	Eating, drinking places	8
52	Lumber, building materials, hardware, farm equipment dealers	2	5812	Eating places	6
5251	Hardware stores	2	5813	Drinking places (alcoholic beverages)	2
52 ex. 5251	Other	-	59 pt. (591)	Drug stores, proprietary stores	3
53 part	General merchandise group stores	4	59 ex. 591	Other retail stores	7
531	Department stores	1	592	Liquor stores	2
533	Limited price variety stores	3	594	Book, stationery stores	-
539	Miscellaneous general merchandise stores	-	595	Sporting goods stores, bicycle shops	2
			597	Jewelry stores	1
54	Food stores	6	5992	Florists	-
			5996	Camera, photographic supply stores	-

Standard Notes: - Represents zero. (D) Withheld to avoid disclosure. (NA) Not available.

TABLE 6. Other Major Retail Centers in the SMSA: 1963—Continued


MRC No. 5. Includes the planned center known as "Southgate Shopping Center" and establishments on Florin Rd. from Franklin Blvd. to South Sacramento Freeway, in the 7100 block of Franklin Blvd., and the 7200 block of East Parkway.

SIC code	Kind of business	Total	SIC code	Kind of business	Number of establishments
	Retail stores, total:				
	Number -----	44	55 ex. 554	Automotive Dealers -----	1
	Sales ----- \$1,000--	22 208	55 pt. (554)	Gasoline service stations -----	4
54, 58, 591	Convenience goods stores:		56	Apparel, accessory stores -----	17
	Number -----	11	561, 567	Men's, boys' apparel stores, custom tailors -----	4
	Sales ----- \$1,000--	8 967	562-3, 568	Women's clothing, specialty stores -----	6
53 part, 56, 57	Shopping goods stores:		562	Women's ready-to-wear stores -----	6
	Number -----	26	565	Family clothing stores -----	1
	Sales ----- \$1,000--	12 086	566	Shoe stores -----	5
52, 55, 59 ex. 591	All other stores:		564, 569	Other apparel, accessory stores -----	1
	Number -----	7	57	Furniture, home furnishings, equipment stores -----	4
	Sales ----- \$1,000--	1 155	5712	Furniture stores -----	-
		Number of establishments	5713-15, 19	Other home furnishings stores -----	-
			572, 573	Household appliance, radio, television, music stores -----	4
	Retail stores, total -----	44	58	Eating, drinking places -----	3
52	Lumber, building materials, hardware, farm equipment dealers -----	-	5812	Eating places -----	3
5251	Hardware stores -----	-	5813	Drinking places (alcoholic beverages) -----	-
52 ex. 5251	Other -----	-	59 pt. (591)	Drug stores, proprietary stores -----	3
53 part	General merchandise group stores -----	5	59 ex. 591	Other retail stores -----	2
531	Department stores -----	2	592	Liquor stores -----	-
533	Limited price variety stores -----	2	594	Book, stationery stores -----	-
539	Miscellaneous general merchandise stores -----	1	595	Sporting goods stores, bicycle shops -----	-
			597	Jewelry stores -----	1
54	Food stores -----	5	5992	Florists -----	-
			5996	Camera, photographic supply stores -----	1

MRC No. 6. Includes the establishments on High St. and Lincoln Way from Placer St. to the S.P.R.R.; on Cleveland Ave. and Auburn Square between Lincoln Way and High St.; and in the 100 block of Elm Ave. (Auburn, Placer Co.)

SIC code	Kind of business	Total	SIC code	Kind of business	Number of establishments
	Retail stores, total:				
	Number -----	71	55 ex. 554	Automotive dealers -----	6
	Sales ----- \$1,000--	13 793	55 pt. (554)	Gasoline service stations -----	7
54, 58, 591	Convenience goods stores:		56	Apparel, accessory stores -----	10
	Number -----	19	561, 567	Men's, boys' apparel stores, custom tailors -----	1
	Sales ----- \$1,000--	1 842	562-3, 568	Women's clothing, specialty stores -----	5
53 part, 56, 57	Shopping goods stores:		562	Women's ready-to-wear stores -----	5
	Number -----	21	565	Family clothing stores -----	1
	Sales ----- \$1,000--	4 059	566	Shoe stores -----	2
52, 55, 59 ex. 591	All other stores:		564, 569	Other apparel, accessory stores -----	1
	Number -----	31	57	Furniture, home furnishings, equipment stores -----	6
	Sales ----- \$1,000--	7 892	5712	Furniture stores -----	-
		Number of establishments	5713-15, 19	Other home furnishings stores -----	2
			572, 573	Household appliance, radio, television, music stores -----	4
	Retail stores, total -----	71	58	Eating, drinking places -----	9
52	Lumber, building materials, hardware, farm equipment dealers -----	4	5812	Eating places -----	5
5251	Hardware stores -----	2	5813	Drinking places (alcoholic beverages) -----	4
52 ex. 5251	Other -----	2	59 pt. (591)	Drug stores, proprietary stores -----	6
53 part	General merchandise group stores -----	5	59 ex. 591	Other retail stores -----	14
531	Department stores -----	1	592	Liquor stores -----	3
533	Limited price variety stores -----	2	594	Book, stationery stores -----	-
539	Miscellaneous general merchandise stores -----	2	595	Sporting goods stores, bicycle shops -----	1
			597	Jewelry stores -----	3
54	Food stores -----	4	5992	Florists -----	2
			5996	Camera, photographic supply stores -----	1

Standard Notes: - Represents zero. (D) Withheld to avoid disclosure. (NA) Not available.



St. Louis, Mo.-III., SMSA

CONTENTS

[Page numbers listed here omit the chapter prefix, 87-, which appears as part of number for each page]

	page
Standard Metropolitan Statistical Area Map	1
Chart on Retail Sales: 1963 and 1958	3
TABLE 1 The Central Business District: 1963 and 1958	4
2 The City: 1963 and 1958	5
3 The Standard Metropolitan Statistical Area: 1963 and 1958	6
4 CBD, City, SMSA—Sales Comparisons: 1958 and 1963	7
5 CBD Sales as Percent of City and SMSA Sales: 1963 and 1958	8
6 Other Major Retail Centers in the SMSA: 1963	9

1875-1876

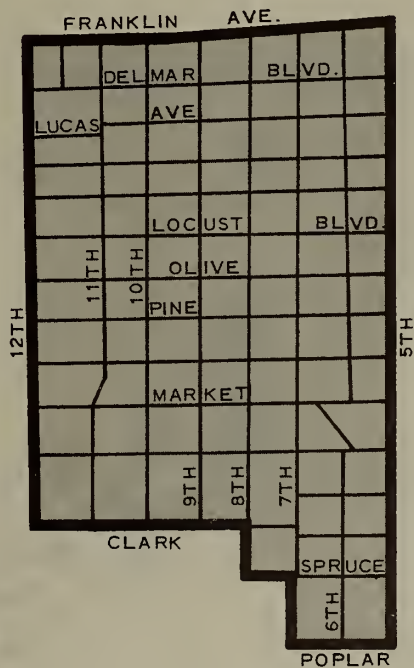

1875-1876

1
 2
 3
 4
 5
 6
 7
 8
 9
 10
 11
 12
 13
 14
 15
 16
 17
 18
 19
 20
 21
 22
 23
 24
 25
 26
 27
 28
 29
 30
 31
 32
 33
 34
 35
 36
 37
 38
 39
 40
 41
 42
 43
 44
 45
 46
 47
 48
 49
 50
 51
 52
 53
 54
 55
 56
 57
 58
 59
 60
 61
 62
 63
 64
 65
 66
 67
 68
 69
 70
 71
 72
 73
 74
 75
 76
 77
 78
 79
 80
 81
 82
 83
 84
 85
 86
 87
 88
 89
 90
 91
 92
 93
 94
 95
 96
 97
 98
 99
 100

ST. LOUIS, MO.-ILL.

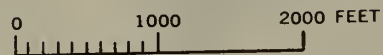
Standard Metropolitan Statistical Area, Central Business District, and Major Retail Centers

STANDARD METROPOLITAN
STATISTICAL AREA
& CENTRAL CITY




**CENTRAL
BUSINESS
DISTRICT**

Comprising Census Tract 25-C




St. Louis SMSA


Retail Sales: 1958 and 1963 IN MILLIONS OF DOLLARS



St. Louis



Percent Change in Sales, 1958-1963 by Types of Stores



1963 CENSUS OF BUSINESS, U.S. Department of Commerce, Bureau of the Census

TABLE 1. The Central Business District: 1963 and 1958

SIC code	Kind of business	1963				1958 ¹		
		Estab- lish- ments (number)	Sales (\$1,000)	Payroll, entire year (\$1,000)	Paid employees, workweek ended nearest Nov. 15 (number)	Estab- lish- ments (number)	Sales (\$1,000)	Payroll, entire year (\$1,000)
	RETAIL STORES							
	Total ² -----	475	193 331	41 111	13 608	588	234 812	59 094
52	Lumber, building materials, hardware, farm equip- ment dealers -----	7	(D)	(D)	(D)	9	1 679	238
5251	Hardware stores -----	1	(D)	(D)	(D)	1	(D)	(D)
52 ex. 5251	Other -----	6	343	60	9	8	(D)	(D)
53 part ²	General merchandise group stores ² -----	13	110 783	25 168	9 163	14	126 232	39 784
531	Department stores -----	3	104 400	23 924	8 636	3	118 974	38 326
533	Limited price variety stores -----	3	5 765	1 163	500	4	6 268	1 357
539	Miscellaneous general merchandise stores -----	7	618	81	27	7	990	101
54	Food stores -----	45	4 776	674	161	53	6 533	715
55 ex. 554	Automotive dealers -----	1	(D)	(D)	(D)	1	(D)	(D)
55 pt. (554)	Gasoline service stations -----	11	573	87	21	8	566	52
56	Apparel, accessory stores -----	94	24 724	5 446	1 509	119	33 069	5 623
561, 567	Men's, boys' apparel stores, custom tailors -----	31	11 417	2 956	815	40	9 034	1 689
562-3, 568	Women's clothing, specialty stores -----	34	7 991	1 627	454	35	12 603	2 064
562	Women's ready-to-wear stores ³ -----	18	6 418	1 312	380	24	11 332	1 829
565	Family clothing stores ³ -----	3	(D)	(D)	(D)	5	(D)	(D)
566	Shoe stores -----	25	4 016	610	171	36	5 511	911
564, 569	Other apparel, accessory stores -----	1	(D)	(D)	(D)	3	(D)	(D)
57	Furniture, home furnishings, equipment stores -----	25	18 705	2 357	519	29	24 149	4 093
5712	Furniture stores -----	9	14 264	1 752	364	11	19 058	3 202
5713-15, 19	Other home furnishings stores -----	2	(D)	(D)	(D)	3	182	40
572, 573	Household appliance, radio, television, music stores -----	14	(D)	(D)	(D)	15	4 909	851
58	Eating, drinking places -----	130	12 058	3 591	1 345	168	15 370	4 264
5812	Eating places -----	87	10 264	3 256	1 206	106	12 372	3 800
5813	Drinking places (alcoholic beverages) -----	43	1 794	335	139	62	2 998	464
59 pt. (591)	Drug stores, proprietary stores -----	10	3 694	659	215	11	4 609	694
59 ex. 591	Other retail stores ⁴ -----	139	16 367	2 877	620	176	(D)	(D)
592	Liquor stores -----	6	1 664	69	17	7	1 037	60
594	Book, stationery stores -----	9	521	107	24	14	1 628	314
595	Sporting goods stores, bicycle shops -----	1	(D)	(D)	(D)	-	-	-
597	Jewelry stores -----	41	6 362	1 022	220	46	7 960	1 360
5992	Florists -----	5	387	68	21	5	353	55
5996	Camera, photographic supply stores -----	4	(D)	(D)	(D)	5	(D)	(D)
	SELECTED SERVICES							
7011	Hotels, motels -----	20	8 768	3 150	1 235	29	7 977	3 102
783	Motion picture theaters -----	4	1 119	273	111	7	1 529	486

Standard Notes: - Represents zero. (D) Withheld to avoid disclosure. (NA) Not available.

¹1958 group totals for SIC 53 and 56 may include data for "nonemployer" establishments which could not be classified and tabulated by detailed kinds of business.

²Excludes nonstore retailers (i.e., mail order, direct selling, merchandise vending machine operators) part of SIC 53.

³1958 data limited to "employer" establishments.

⁴Includes data for those kinds of business in SIC 59 (ex. 591) not covered in any of the lines below.

TABLE 2. The City: 1963 and 1958

SIC code	Kind of business	1963				1958 ¹		
		Estab-lish-ments (number)	Sales (\$1,000)	Payroll, entire year (\$1,000)	Paid employees, workweek ended nearest Nov. 15 (number)	Estab-lish-ments (number)	Sales (\$1,000)	Payroll, entire year (\$1,000)
RETAIL STORES								
	Total ²	6 619	1 047 421	143 596	43 289	9 363	1 138 363	158 379
52	Lumber, building materials, hardware, farm equip-ment dealers	201	43 047	7 527	1 650	353	39 917	5 218
5251	Hardware stores	93	24 600	4 448	1 080	145	11 053	1 464
52 ex. 5251	Other	108	18 447	3 079	570	208	28 864	3 754
53 part ²	General merchandise group stores ²	138	207 400	37 811	13 777	253	210 581	51 298
531	Department stores	16	182 118	33 267	11 961	11	175 763	45 777
533	Limited price variety stores	58	17 877	3 462	1 475	87	(0)	(0)
539	Miscellaneous general merchandise stores	64	7 405	1 082	341	121	(0)	(0)
54	Food stores	1 548	223 976	19 029	5 240	2 322	252 434	17 843
55 ex. 554	Automotive dealers	251	183 053	15 742	2 446	370	170 855	15 225
55 pt. (554)	Gasoline service stations	567	56 739	5 847	1 597	815	67 904	6 405
56	Apparel, accessory stores	453	60 953	10 543	3 087	623	86 207	12 259
561, 567	Men's, boys' apparel stores, custom tailors	88	17 223	3 786	1 023	117	19 431	3 140
562-3, 568	Women's clothing, specialty stores	146	23 722	4 150	1 251	208	29 205	4 419
562	Women's ready-to-wear stores ³	93	19 947	3 514	1 044	123	25 321	3 889
565	Family clothing stores ³	75	7 430	986	313	68	15 557	1 969
566	Shoe stores	123	11 531	1 516	449	175	17 148	2 313
564, 569	Other apparel, accessory stores	21	1 047	105	51	33	4 462	418
57	Furniture, home furnishings, equipment stores	312	60 207	8 065	1 771	484	70 823	10 342
5712	Furniture stores	125	35 526	4 719	992	173	43 454	6 500
5713-15, 19	Other home furnishings stores	67	5 791	958	230	115	5 776	894
572, 573	Household appliance, radio, television, music stores	120	18 890	2 388	549	196	21 593	2 948
58	Eating, drinking places	2 028	103 197	23 651	9 587	2 566	111 077	23 815
5812	Eating places	1 023	71 134	19 362	7 745	1 224	71 585	19 516
5813	Drinking places (alcoholic beverages)	1 005	32 063	4 289	1 842	1 342	39 492	4 299
59 pt. (591)	Drug stores, proprietary stores	256	37 702	5 591	1 697	371	42 454	5 318
59 ex. 591	Other retail stores ⁴	865	71 147	9 790	2 437	1 206	86 111	10 656
592	Liquor stores	140	21 374	1 257	362	194	23 842	1 374
594	Book, stationery stores	28	2 037	293	78	43	3 184	528
595	Sporting goods stores, bicycle shops	43	4 257	559	104	38	1 578	112
597	Jewelry stores	80	8 752	1 456	353	125	11 263	1 893
5992	Florists	78	4 200	974	237	106	5 259	998
5996	Camera, photographic supply stores	16	3 929	489	103	21	3 443	407
SELECTED SERVICES								
7011	Hotels, motels	113	29 295	11 162	4 438	181	30 838	11 258
783	Motion picture theaters	33	5 120	1 360	624	40	(0)	(0)

Standard Notes: - Represents zero. (D) Withheld to avoid disclosure. (NA) Not available.
¹1958 group totals for SIC 53 and 56 may include data for "nonemployer" establishments which could not be classified and tabulated by detailed kinds of business.
²Excludes nonstore retailers (i.e., mail order, direct selling, merchandise vending machine operators) part of SIC 53.
³1958 data limited to "employer" establishments.
⁴Includes data for those kinds of business in SIC 59 (ex. 591) not covered in any of the lines below.

TABLE 3. The Standard Metropolitan Statistical Area: 1963 and 1958

SIC code	Kind of business	1963				1958 ¹		
		Estab- lish- ments (number)	Sales (\$1,000)	Payroll, entire year (\$1,000)	Paid employees, workweek ended nearest Nov. 15 (number)	Estab- lish- ments (number)	Sales (\$1,000)	Payroll, entire year (\$1,000)
RETAIL STORES								
	Total ² -----	16 689	2 791 372	338 009	100 584	18 916	2 377 469	(D)
52	Lumber, building materials, hardware, farm equip- ment dealers -----	776	140 646	20 430	4 289	1 043	130 333	15 593
5251	Hardware stores -----	281	44 044	6 845	1 738	394	29 169	3 415
52 ex. 5251	Other -----	495	96 602	13 585	2 551	649	101 164	12 178
53 part ³	General merchandise group stores ² -----	482	446 285	67 280	25 820	589	340 906	68 449
531	Department stores -----	44	352 178	52 657	20 403	(NA)	(NA)	(NA)
533	Limited price variety stores -----	191	49 249	8 710	3 587	208	43 182	7 633
539	Miscellaneous general merchandise stores -----	247	44 858	5 913	1 830	(NA)	(NA)	(NA)
54	Food stores -----	3 340	696 704	59 667	15 595	4 147	629 207	45 022
55 ex. 554	Automotive dealers -----	933	527 500	45 799	7 647	913	369 219	33 431
55 pt. (554)	Gasoline service stations -----	2 089	208 058	19 983	5 734	2 181	180 852	16 249
56	Apparel, accessory stores -----	1 075	136 984	21 181	6 527	1 217	148 558	20 556
561, 567	Men's, boys' apparel stores, custom tailors -----	203	34 416	6 387	1 716	213	(D)	(D)
562-3, 568	Women's clothing, specialty stores -----	351	47 853	7 610	2 427	387	47 663	7 065
562	Women's ready-to-wear stores ³ -----	227	38 237	6 074	1 928	244	40 676	6 092
565	Family clothing stores ³ -----	167	24 996	3 353	1 096	151	30 804	4 095
566	Shoe stores -----	290	25 433	3 340	1 060	339	29 632	3 807
564, 569	Other apparel, accessory stores -----	64	4 286	491	228	79	(D)	(D)
57	Furniture, home furnishings, equipment stores -----	906	128 298	17 606	3 830	1 021	123 699	17 912
5712	Furniture stores -----	336	72 656	10 106	2 082	(NA)	(NA)	(NA)
5713-15, 19	Other home furnishings stores -----	185	13 147	2 205	504	(NA)	(NA)	(NA)
572, 573	Household appliance, radio, television, music stores -----	385	42 495	5 295	1 244	466	40 981	5 500
58	Eating, drinking places -----	4 306	221 902	49 519	21 149	4 718	195 927	39 451
5812	Eating places -----	2 283	152 920	40 515	17 251	2 295	124 069	31 663
5813	Drinking places (alcoholic beverages) -----	2 023	68 982	9 004	3 898	2 423	71 858	7 788
59 pt. (591)	Drug stores, proprietary stores -----	619	110 493	15 333	4 499	690	90 874	(D)
59 ex. 591	Other retail stores ⁴ -----	2 163	174 502	21 211	5 494	2 397	167 894	18 600
592	Liquor stores -----	319	48 788	2 656	806	348	40 351	(D)
594	Book, stationery stores -----	57	3 815	530	147	77	5 047	787
595	Sporting goods stores, bicycle shops -----	122	8 163	928	192	89	(D)	(D)
597	Jewelry stores -----	223	17 360	2 585	662	242	16 720	2 729
5992	Florists -----	180	9 818	2 072	561	(NA)	(NA)	(NA)
5996	Camera, photographic supply stores -----	36	5 260	639	151	(NA)	(NA)	(NA)
SELECTED SERVICES								
7011	Hotels, motels -----	327	42 332	14 388	5 979	408	38 112	12 911
783	Motion picture theaters -----	88	11 331	2 734	1 324	106	11 431	3 117

Standard Notes: - Represents zero. (D) Withheld to avoid disclosure. (NA) Not available.

¹1958 group totals for SIC 53 and 56 may include data for "nonemployer" establishments which could not be classified and tabulated by detailed kinds of business.

²Excludes nonstore retailers (i.e., mail order, direct selling, merchandise vending machine operators) part of SIC 53.

³1958 data limited to "employer" establishments.

⁴Includes data for those kinds of business in SIC 59 (ex. 591) not covered in any of the lines below.

TABLE 4. CBD, City, SMSA—Sales Comparisons: 1958 and 1963

SIC code	Kind of business	Percent change in sales			Percent distribution of sales					
		Central business district	City	Standard metropolitan statistical area	Central business district		City		Standard metropolitan statistical area	
					1963	1958	1963	1958	1963	1958
	RETAIL STORES									
	Total ² -----	-17.7	-8.0	17.4	100.0	100.0	100.0	100.0	100.0	100.0
52	Lumber, building materials, hardware, farm equipment dealers -----	(D)	7.8	7.9	(D)	0.7	4.1	3.5	5.0	5.5
5251	Hardware stores -----	(D)	122.6	51.0	(D)	(D)	2.3	1.0	1.6	1.2
52 ex. 5251	Other -----	(D)	-36.1	-4.5	0.2	(D)	1.8	2.5	3.4	4.3
53 part ²	General merchandise group stores ^{1,2} -----	-12.2	-1.5	30.9	57.3	53.8	19.8	18.5	16.0	14.3
531	Department stores -----	-12.3	3.6	(NA)	54.0	50.7	17.4	15.4	12.6	(NA)
533	Limited price variety stores -----	-8.0	(D)	14.1	3.0	2.7	1.7	(D)	1.8	1.8
539	Miscellaneous general merchandise stores -----	-37.6	(D)	(NA)	0.3	0.4	0.7	(D)	1.6	(NA)
54	Food stores -----	-26.9	-11.3	10.7	2.5	2.8	21.4	22.2	25.0	26.5
55 ex. 554	Automotive dealers -----	(D)	7.1	42.9	(D)	(D)	17.5	15.0	18.9	15.5
55 pt. (554)	Gasoline service stations -----	1.2	-16.4	15.0	0.3	0.2	5.4	6.0	7.5	7.6
56	Apparel, accessory stores ¹ -----	-25.2	-29.3	-7.8	12.8	14.1	5.8	7.6	4.9	6.3
561, 567	Men's, boys' apparel stores, custom tailors -----	26.4	-11.4	(D)	5.9	3.9	1.6	1.7	1.2	(D)
562-3, 568	Women's clothing, specialty stores -----	-36.6	-18.8	0.4	4.1	5.4	2.3	2.6	1.7	2.0
562	Women's ready-to-wear stores ³ -----	-43.4	-21.2	-6.0	3.3	4.8	1.9	2.2	1.4	1.7
565	Family clothing stores ³ -----	(D)	-52.2	-18.9	(D)	(D)	0.7	1.4	0.9	1.3
566	Shoe stores -----	-27.1	-32.8	-14.2	2.1	2.4	1.1	1.5	0.9	1.3
564, 569	Other apparel, accessory stores -----	(D)	-76.5	(D)	(D)	(D)	0.1	0.4	0.2	(D)
57	Furniture, home furnishings, equipment stores -----	-22.5	-15.0	3.7	9.7	10.3	5.7	6.2	4.6	5.2
5712	Furniture stores -----	-25.2	-18.2	(NA)	7.4	8.1	3.4	3.8	2.6	(NA)
5713-15, 19	Other home furnishings stores -----	(D)	0.3	(NA)	(D)	0.1	0.6	0.5	0.5	(NA)
572, 573	Household appliance, radio, television, music stores -----	(D)	-12.5	3.7	(D)	2.1	1.8	1.9	1.5	1.7
58	Eating, drinking places -----	-21.5	-7.1	13.3	6.2	6.6	9.9	9.8	7.9	8.2
5812	Eating places -----	-17.0	-0.6	23.3	5.3	5.3	6.8	6.3	5.4	5.2
5813	Drinking places (alcoholic beverages) -----	-40.2	-18.8	-4.0	0.9	1.3	3.1	3.5	2.5	3.0
59 pt. (591)	Drug stores, proprietary stores -----	-19.9	-11.2	21.6	1.9	2.0	3.6	3.7	4.0	3.8
59 ex. 591	Other retail stores ⁴ -----	(D)	-17.4	3.9	8.5	(D)	6.8	7.6	6.2	7.1
592	Liquor stores -----	60.5	-10.4	20.9	0.9	0.4	2.0	2.1	1.7	1.7
594	Book, stationery stores -----	-68.0	-36.0	-24.4	0.3	0.7	0.2	0.3	0.1	0.2
595	Sporting goods stores, bicycle shops -----	(D)	169.8	(D)	(D)	-	0.4	0.1	0.3	(D)
597	Jewelry stores -----	-20.1	-22.3	3.8	3.3	3.4	0.8	1.0	0.6	0.7
5992	Florists -----	9.6	-20.1	(NA)	0.2	0.2	0.4	0.5	0.4	(NA)
5996	Camera, photographic supply stores -----	(D)	14.1	(NA)	(D)	(D)	0.4	0.3	0.2	(NA)
	SELECTED SERVICES									
7011	Hotels, motels -----	9.9	-5.0	11.1	(X)	(X)	(X)	(X)	(X)	(X)
783	Motion picture theaters -----	-26.8	(D)	-0.9	(X)	(X)	(X)	(X)	(X)	(X)

Standard Notes: - Represents zero. (D) Withheld to avoid disclosure. (NA) Not available. (X) Not applicable. (-) Minus sign before number denotes decrease.
¹1958 group totals for SIC 53 and 56 may include data for "nonemployer" establishments which could not be classified and tabulated by detailed kinds of business.
²Excludes nonstore retailers (i.e., mail order, direct selling, merchandise vending machine operators) part of SIC 53.
³1958 data limited to "employer" establishments.
⁴Includes data for those kinds of business in SIC 59 (ex. 591) not covered in any of the lines below.

TABLE 5. CBD Sales as Percent of City and SMSA Sales: 1963 and 1958

SIC code	Kind of business	Central business district sales as—			
		Percent of city sales		Percent of standard metropolitan statistical area sales	
		1963	1958	1963	1958
	RETAIL STORES				
	Total ² -----	18.5	20.6	6.9	9.9
52	Lumber, building materials, hardware, farm equipment dealers -----	(D)	4.2	(D)	1.3
5251	Hardware stores -----	(D)	(D)	(D)	(D)
52 ex. 5251	Other -----	1.9	(D)	0.4	(D)
53 part ²	General merchandise group stores ^{1,2} -----	53.4	59.9	24.8	37.0
531	Department stores -----	57.3	67.7	29.6	(NA)
533	Limited price variety stores -----	32.3	(D)	11.7	14.5
539	Miscellaneous general merchandise stores -----	8.3	(D)	1.4	(NA)
54	Food stores -----	2.1	2.6	0.7	1.0
55 ex. 554	Automotive dealers -----	(D)	(D)	(D)	(D)
55 pt. (554)	Gasoline service stations -----	1.0	0.8	0.3	0.3
56	Apparel, accessory stores ¹ -----	40.6	38.4	18.0	22.3
561, 567	Men's, boys' apparel stores, custom tailors -----	66.3	46.5	33.2	(D)
562-3, 568	Women's clothing, specialty stores -----	33.7	43.2	16.7	26.4
562	Women's ready-to-wear stores ³ -----	32.2	44.8	16.8	27.8
565	Family clothing stores ³ -----	(D)	(D)	(D)	(D)
566	Shoe stores -----	34.8	32.1	15.8	18.6
564, 569	Other apparel, accessory stores -----	(D)	(D)	(D)	(D)
57	Furniture, home furnishings, equipment stores -----	31.1	34.1	14.6	19.5
5712	Furniture stores -----	40.2	43.9	19.6	(NA)
5713-15, 19	Other home furnishings stores -----	(D)	3.2	(D)	(NA)
572, 573	Household appliance, radio, television, music stores -----	(D)	22.7	(D)	12.0
58	Eating, drinking places -----	11.7	13.8	5.4	7.8
5812	Eating places -----	14.4	17.3	6.7	10.0
5813	Drinking places (alcoholic beverages) -----	5.6	7.6	2.6	4.2
59 pt. (591)	Drug stores, proprietary stores -----	9.8	10.9	3.3	5.1
59 ex. 591	Other retail stores ⁴ -----	23.0	(D)	9.4	(D)
592	Liquor stores -----	7.8	4.3	3.4	2.6
594	Book, stationery stores -----	25.6	51.1	13.7	32.3
595	Sporting goods stores, bicycle shops -----	(D)	-	(D)	-
597	Jewelry stores -----	72.7	70.7	36.6	47.6
5992	Florists -----	9.2	6.7	3.9	(NA)
5996	Camera, photographic supply stores -----	(D)	(D)	(D)	(NA)
	SELECTED SERVICES				
7011	Hotels, motels -----	29.9	25.9	20.7	20.9
783	Motion picture theaters -----	21.9	(D)	9.9	13.4

Standard Notes: - Represents zero. (D) Withheld to avoid disclosure. (NA) Not available.

¹1958 group totals for SIC 53 and 56 may include data for "nonemployer" establishments which could not be classified and tabulated by detailed kinds of business.

²Excludes nonstore retailers (i.e., mail order, direct selling, merchandise vending machine operators) part of SIC 53.

³1958 data limited to "employer" establishments.

⁴Includes data for those kinds of business in SIC 59 (ex. 591) not covered in any of the lines below.

TABLE 6. Other Major Retail Centers in the SMSA: 1963

MRC No. 1. Includes establishments on Cherokee St. from Nebraska Ave. to Jefferson Ave., and on S. Jefferson Ave. from Utah St. to Potomac St. (St. Louis city)

SIC code	Kind of business	Total	SIC code	Kind of business	Number of establishments
	Retail stores, total:				
	Number -----	91	55 ex. 554	Automotive Dealers -----	2
	Sales ----- \$1,000--	14 874	55 pt. (554)	Gasoline service stations -----	-
54, 58, 591	Convenience goods stores:		56	Apparel, accessory stores -----	29
	Number -----	21	561, 567	Men's, boys' apparel stores, custom tailors -----	3
	Sales ----- \$1,000--	2 966	562-3, 568	Women's clothing, specialty stores -----	11
53 part, 56, 57	Shopping goods stores:		562	Women's ready-to-wear stores -----	7
	Number -----	48	565	Family clothing stores -----	3
	Sales ----- \$1,000--	9 581	566	Shoe stores -----	11
52, 55, 59 ex. 591	All other stores:		564, 569	Other apparel, accessory stores -----	1
	Number -----	22	57	Furniture, home furnishings, equipment stores -----	13
	Sales ----- \$1,000--	2 327	5712	Furniture stores -----	5
		Number of establishments	5713-15, 19	Other home furnishings stores -----	3
			572, 573	Household appliance, radio, television, music stores -----	5
	Retail stores, total -----	91	58	Eating, drinking places -----	11
52	Lumber, building materials, hardware, farm equipment dealers -----	2	5812	Eating places -----	8
5251	Hardware stores -----	-	5813	Drinking places (alcoholic beverages) -----	3
52 ex. 5251	Other -----	2	59 pt. (591)	Drug stores, proprietary stores -----	3
53 part	General merchandise group stores -----	6	59 ex. 591	Other retail stores -----	18
531	Department stores -----	1	592	Liquor stores -----	1
533	Limited price variety stores -----	3	594	Book, stationery stores -----	3
539	Miscellaneous general merchandise stores -----	2	595	Sporting goods stores, bicycle shops -----	1
			597	Jewelry stores -----	6
54	Food stores -----	7	5992	Florists -----	2
			5996	Camera, photographic supply stores -----	1

MRC No. 2. Includes the planned center known as "Crestwood Plaza" and establishments in the 9500 block of Watson Rd. (U.S. Hwy. 66) (Crestwood, St. Louis County, Missouri)

SIC code	Kind of business	Total	SIC code	Kind of business	Number of establishments
	Retail stores, total:				
	Number -----	30	55 ex. 554	Automotive dealers -----	-
	Sales ----- \$1,000--	31 253	55 pt. (554)	Gasoline service stations -----	1
54, 58, 591	Convenience goods stores:		56	Apparel, accessory stores -----	13
	Number -----	5	561, 567	Men's, boys' apparel stores, custom tailors -----	2
	Sales ----- \$1,000--	4 415	562-3, 568	Women's clothing, specialty stores -----	3
53 part, 56, 57	Shopping goods stores:		562	Women's ready-to-wear stores -----	3
	Number -----	20	565	Family clothing stores -----	1
	Sales ----- \$1,000--	25 906	566	Shoe stores -----	6
52, 55, 59 ex. 591	All other stores:		564, 569	Other apparel, accessory stores -----	1
	Number -----	5	57	Furniture, home furnishings, equipment stores -----	3
	Sales ----- \$1,000--	932	5712	Furniture stores -----	-
		Number of establishments	5713-15, 19	Other home furnishings stores -----	1
			572, 573	Household appliance, radio, television, music stores -----	2
	Retail stores, total -----	30	58	Eating, drinking places -----	2
52	Lumber, building materials, hardware, farm equipment dealers -----	1	5812	Eating places -----	2
5251	Hardware stores -----	-	5813	Drinking places (alcoholic beverages) -----	-
52 ex. 5251	Other -----	1	59 pt. (591)	Drug stores, proprietary stores -----	1
53 part	General merchandise group stores -----	4	59 ex. 591	Other retail stores -----	3
531	Department stores -----	2	592	Liquor stores -----	-
533	Limited price variety stores -----	1	594	Book, stationery stores -----	-
539	Miscellaneous general merchandise stores -----	1	595	Sporting goods stores, bicycle shops -----	-
			597	Jewelry stores -----	-
54	Food stores -----	2	5992	Florists -----	1
			5996	Camera, photographic supply stores -----	-

Note: To facilitate comparison with 1958 data, the numbers assigned to MRC's are the same as those used in the reports of the 1958 census. For this reason, MRC. No. 3 is not used in this report.

Standard Notes: - Represents zero. (D) Withheld to avoid disclosure. (NA) Not available.

TABLE 6. Other Major Retail Centers in the SMSA: 1963—Continued

MRC No. 4. Includes the planned center known as "Hampton Village Shopping Center" and establishments on Hampton Ave. from Mardel Ave. to Devonshire St. and on Chippewa St. from January St. to Clifton Ave. (St. Louis city)

SIC code	Kind of business	Total	SIC code	Kind of business	Number of establishments
	Retail stores, total:				
	Number -----	37	55 ex. 554	Automotive Dealers -----	-
	Sales ----- \$1,000	20 764	55 pt. (554)	Gasoline service stations -----	3
54, 58, 591	Convenience goods stores:		56	Apparel, accessory stores -----	8
	Number -----	11	561, 567	Men's, boys' apparel stores, custom tailors -----	1
	Sales ----- \$1,000	10 233	562-3, 568	Women's clothing, specialty stores -----	4
53 part, 56, 57	Shopping goods stores:		562	Women's ready-to-wear stores -----	3
	Number -----	14	565	Family clothing stores -----	-
	Sales ----- \$1,000	9 495	566	Shoe stores -----	2
52, 55, 59 ex. 591	All other stores:		564, 569	Other apparel, accessory stores -----	1
	Number -----	12	57	Furniture, home furnishings, equipment stores -----	2
	Sales ----- \$1,000	1 036	5712	Furniture stores -----	-
		Number of establishments	5713-15, 19	Other home furnishings stores -----	1
			572, 573	Household appliance, radio, television, music stores -----	1
	Retail stores, total -----	37	58	Eating, drinking places -----	5
52	Lumber, building materials, hardware, farm equipment dealers -----	1	5812	Eating places -----	3
5251	Hardware stores -----	-	5813	Drinking places (alcoholic beverages) -----	2
52 ex. 5251	Other -----	1	59 pt. (591)	Drug stores, proprietary stores -----	3
53 part	General merchandise group stores -----	4	59 ex. 591	Other retail stores -----	8
531	Department stores -----	2	592	Liquor stores -----	1
533	Limited price variety stores -----	1	594	Book, stationery stores -----	1
539	Miscellaneous general merchandise stores -----	1	595	Sporting goods stores, bicycle shops -----	-
			597	Jewelry stores -----	1
54	Food stores -----	3	5992	Florists -----	1
			5996	Camera, photographic supply stores -----	-

MRC No. 5. Includes establishments in the area bounded by Alley north of Easton Ave., Theodosia, Kienlen Ave., Cote-Brilliante Ave., Cote-Brilliante Ave. extended, Cote-Brilliante Ave., Hamilton Ave., Wells Ave., Wellston Pl. extended and Wellston Pl. (St. Louis, city and Wellston city, St. Louis County, Missouri)

SIC code	Kind of business	Total	SIC code	Kind of business	Number of establishments
	Retail stores, total:				
	Number -----	82	55 ex. 554	Automotive dealers -----	2
	Sales ----- \$1,000	14 893	55 pt. (554)	Gasoline service stations -----	1
54, 58, 591	Convenience goods stores:		56	Apparel, accessory stores -----	30
	Number -----	17	561, 567	Men's, boys' apparel stores, custom tailors -----	6
	Sales ----- \$1,000	3 449	562-3, 568	Women's clothing, specialty stores -----	7
53 part, 56, 57	Shopping goods stores:		562	Women's ready-to-wear stores -----	4
	Number -----	42	565	Family clothing stores -----	3
	Sales ----- \$1,000	8 850	566	Shoe stores -----	11
52, 55, 59 ex. 591	All other stores:		564, 569	Other apparel, accessory stores -----	3
	Number -----	23	57	Furniture, home furnishings, equipment stores -----	6
	Sales ----- \$1,000	2 594	5712	Furniture stores -----	3
		Number of establishments	5713-15, 19	Other home furnishings stores -----	1
			572, 573	Household appliance, radio, television, music stores -----	2
	Retail stores, total -----	82	58	Eating, drinking places -----	9
52	Lumber, building materials, hardware, farm equipment dealers -----	4	5812	Eating places -----	5
5251	Hardware stores -----	1	5813	Drinking places (alcoholic beverages) -----	4
52 ex. 5251	Other -----	3	59 pt. (591)	Drug stores, proprietary stores -----	3
53 part	General merchandise group stores -----	6	59 ex. 591	Other retail stores -----	16
531	Department stores -----	1	592	Liquor stores -----	1
533	Limited price variety stores -----	3	594	Book, stationery stores -----	-
539	Miscellaneous general merchandise stores -----	2	595	Sporting goods stores, bicycle shops -----	-
			597	Jewelry stores -----	7
54	Food stores -----	5	5992	Florists -----	-
			5996	Camera, photographic supply stores -----	1

Standard Notes: - Represents zero. (D) Withheld to avoid disclosure. (NA) Not available.

TABLE 6. Other Major Retail Centers in the SMSA: 1963—Continued

MRC No. 6. Includes the planned center known as "Northland" bounded by Wabash R.R., Lucas-Hunt Rd., and West Florissant Ave. (St. Louis County)

SIC code	Kind of business	Total	SIC code	Kind of business	Number of establishments
	Retail stores, total:				
	Number -----	47	55 ex. 554	Automotive Dealers -----	1
	Sales ----- \$1,000	38 680	55 pt. (554)	Gasoline service stations -----	1
54, 58, 591	Convenience goods stores:		56	Apparel, accessory stores -----	21
	Number -----	11	561, 567	Men's, boys' apparel stores, custom tailors -----	4
	Sales ----- \$1,000	5 039	562-3, 568	Women's clothing, specialty stores -----	6
53 part, 56, 57	Shopping goods stores:		562	Women's ready-to-wear stores -----	4
	Number -----	27	565	Family clothing stores -----	1
	Sales ----- \$1,000	32 264	566	Shoe stores -----	7
52, 55, 59 ex. 591	All other stores:		564, 569	Other apparel, accessory stores -----	3
	Number -----	9	57	Furniture, home furnishings, equipment stores -----	4
	Sales ----- \$1,000	1 377	5712	Furniture stores -----	1
		Number of establishments	5713-15, 19	Other home furnishings stores -----	-
	Retail stores, total -----	47	572, 573	Household appliance, radio, television, music stores -----	3
52	Lumber, building materials, hardware, farm equipment dealers -----	1	58	Eating, drinking places -----	5
5251	Hardware stores -----	-	5812	Eating places -----	2
52 ex. 5251	Other -----	1	5813	Drinking places (alcoholic beverages) -----	3
53 part	General merchandise group stores -----	2	59 pt. (591)	Drug stores, proprietary stores -----	2
531	Department stores -----	1	59 ex. 591	Other retail stores -----	6
533	Limited price variety stores -----	1	592	Liquor stores -----	-
539	Miscellaneous general merchandise stores -----	-	594	Book, stationery stores -----	-
			595	Sporting goods stores, bicycle shops -----	-
			597	Jewelry stores -----	2
54	Food stores -----	4	5992	Florists -----	-
			5996	Camera, photographic supply stores -----	-

MRC No. 7. Includes establishments on Easton Ave. and Page Blvd. from N. Kingshighway Blvd. to Aubert Ave., and on Aubert Ave. and N. Kingshighway Blvd. from Easton Ave. to Page Blvd. (St. Louis city)

SIC code	Kind of business	Total	SIC code	Kind of business	Number of establishments
	Retail stores, total:				
	Number -----	33	55 ex. 554	Automotive dealers -----	3
	Sales ----- \$1,000	23 792	55 pt. (554)	Gasoline service stations -----	3
54, 58, 591	Convenience goods stores:		56	Apparel, accessory stores -----	3
	Number -----	12	561, 567	Men's, boys' apparel stores, custom tailors -----	2
	Sales ----- \$1,000	3 339	562-3, 568	Women's clothing, specialty stores -----	1
53 part, 56, 57	Shopping goods stores:		562	Women's ready-to-wear stores -----	1
	Number -----	9	565	Family clothing stores -----	-
	Sales ----- \$1,000	(D)	566	Shoe stores -----	-
52, 55, 59 ex. 591	All other stores:		564, 569	Other apparel, accessory stores -----	-
	Number -----	12	57	Furniture, home furnishings, equipment stores -----	4
	Sales ----- \$1,000	(D)	5712	Furniture stores -----	2
		Number of establishments	5713-15, 19	Other home furnishings stores -----	-
	Retail stores, total -----	33	572, 573	Household appliance, radio, television, music stores -----	2
52	Lumber, building materials, hardware, farm equipment dealers -----	1	58	Eating, drinking places -----	7
5251	Hardware stores -----	-	5812	Eating places -----	4
52 ex. 5251	Other -----	1	5813	Drinking places (alcoholic beverages) -----	3
53 part	General merchandise group stores -----	2	59 pt. (591)	Drug stores, proprietary stores -----	1
531	Department stores -----	1	59 ex. 591	Other retail stores -----	5
533	Limited price variety stores -----	1	592	Liquor stores -----	2
539	Miscellaneous general merchandise stores -----	-	594	Book, stationery stores -----	-
			595	Sporting goods stores, bicycle shops -----	-
			597	Jewelry stores -----	1
54	Food stores -----	4	5992	Florists -----	-
			5996	Camera, photographic supply stores -----	-

Standard Notes: - Represents zero. (D) Withheld to avoid disclosure. (NA) Not available.

TABLE 6. Other Major Retail Centers in the SMSA: 1963—Continued

MRC No. 8. Includes establishments on Gravois Ave. from Giles Ave. to Potomac St., and on South Grand Blvd. from Gravois Ave. to Chippewa St. (St. Louis city)

SIC code	Kind of business	Total	SIC code	Kind of business	Number of establishments
	Retail stores, total:				
	Number -----	39	55 ex. 554	Automotive Dealers -----	5
	Sales ----- \$1,000	31 168	55 pt. (554)	Gasoline service stations -----	2
54, 58, 591	Convenience goods stores:		56	Apparel, accessory stores -----	3
	Number -----	16	561, 567	Men's, boys' apparel stores, custom tailors -----	1
	Sales ----- \$1,000	(D)	562-3, 568	Women's clothing, specialty stores -----	2
53 part, 56, 57	Shopping goods stores:		562	Women's ready-to-wear stores -----	1
	Number -----	8	565	Family clothing stores -----	-
	Sales ----- \$1,000	(D)	566	Shoe stores -----	-
52, 55, 59 ex. 591	All other stores:		564, 569	Other apparel, accessory stores -----	-
	Number -----	15	57	Furniture, home furnishings, equipment stores -----	3
	Sales ----- \$1,000	13 396	5712	Furniture stores -----	-
			5713-15, 19	Other home furnishings stores -----	-
		Number of establishments	572, 573	Household appliance, radio, television, music stores -----	3
	Retail stores, total -----	39	58	Eating, drinking places -----	10
52	Lumber, building materials, hardware, farm equipment dealers -----	5	5812	Eating places -----	5
5251	Hardware stores -----	-	5813	Drinking places (alcoholic beverages) -----	5
52 ex. 5251	Other -----	5	59 pt. (591)	Drug stores, proprietary stores -----	3
53 part	General merchandise group stores -----	2	59 ex. 591	Other retail stores -----	3
531	Department stores -----	1	592	Liquor stores -----	-
533	Limited price variety stores -----	1	594	Book, stationery stores -----	-
539	Miscellaneous general merchandise stores -----	-	595	Sporting goods stores, bicycle shops -----	-
			597	Jewelry stores -----	-
			5992	Florists -----	-
54	Food stores -----	3	5996	Camera, photographic supply stores -----	-

MRC No. 9. Includes establishments on S. Kingshighway Blvd. from Pernot Ave. to Bancroft Ave. (St. Louis city)

SIC code	Kind of business	Total	SIC code	Kind of business	Number of establishments
	Retail stores, total:				
	Number -----	23	55 ex. 554	Automotive dealers -----	4
	Sales ----- \$1,000	37 557	55 pt. (554)	Gasoline service stations -----	2
54, 58, 591	Convenience goods stores:		56	Apparel, accessory stores -----	-
	Number -----	11	561, 567	Men's, boys' apparel stores, custom tailors -----	-
	Sales ----- \$1,000	(D)	562-3, 568	Women's clothing, specialty stores -----	-
53 part, 56, 57	Shopping goods stores:		562	Women's ready-to-wear stores -----	-
	Number -----	3	565	Family clothing stores -----	-
	Sales ----- \$1,000	(D)	566	Shoe stores -----	-
52, 55, 59 ex. 591	All other stores:		564, 569	Other apparel, accessory stores -----	-
	Number -----	9	57	Furniture, home furnishings, equipment stores -----	2
	Sales ----- \$1,000	11 223	5712	Furniture stores -----	1
			5713-15, 19	Other home furnishings stores -----	-
		Number of establishments	572, 573	Household appliance, radio, television, music stores -----	1
	Retail stores, total -----	23	58	Eating, drinking places -----	7
52	Lumber, building materials, hardware, farm equipment dealers -----	1	5812	Eating places -----	3
5251	Hardware stores -----	-	5813	Drinking places (alcoholic beverages) -----	4
52 ex. 5251	Other -----	1	59 pt. (591)	Drug stores, proprietary stores -----	-
53 part	General merchandise group stores -----	1	59 ex. 591	Other retail stores -----	2
531	Department stores -----	1	592	Liquor stores -----	-
533	Limited price variety stores -----	-	594	Book, stationery stores -----	-
539	Miscellaneous general merchandise stores -----	-	595	Sporting goods stores, bicycle shops -----	-
			597	Jewelry stores -----	1
			5992	Florists -----	1
54	Food stores -----	4	5996	Camera, photographic supply stores -----	-

Standard Notes: - Represents zero. (D) Withheld to avoid disclosure. (NA) Not available.

TABLE 6. Other Major Retail Centers in the SMSA: 1963—Continued

MRC No. 10. Includes the planned center known as "Westroads" and establishments on Clayton Rd. from S. Brentwood Blvd. to Haddington St. and on S. Brentwood Blvd. from Clayshire St. to Sierra St. (Clayton city and Richmond Heights city, St. Louis County, Missouri)

SIC code	Kind of business	Total	SIC code	Kind of business	Number of establishments
	Retail stores, total:				
	Number -----	31	55 ex. 554	Automotive Dealers -----	2
	Sales ----- \$1,000--	33 452	55 pt. (554)	Gasoline service stations -----	5
54, 58, 591	Convenience goods stores:		56	Apparel, accessory stores -----	4
	Number -----	14	561, 567	Men's, boys' apparel stores, custom tailors -----	-
	Sales ----- \$1,000--	5 350	562-3, 568	Women's clothing, specialty stores -----	2
53 part, 56, 57	Shopping goods stores:		562	Women's ready-to-wear stores -----	1
	Number -----	8	565	Family clothing stores -----	-
	Sales ----- \$1,000--	22 664	566	Shoe stores -----	2
52, 55, 59 ex. 591	All other stores:		564, 569	Other apparel, accessory stores -----	-
	Number -----	9	57	Furniture, home furnishings, equipment stores -----	2
	Sales ----- \$1,000--	5 438	5712	Furniture stores -----	1
		Number of establishments	5713-15, 19	Other home furnishings stores -----	1
			572, 573	Household appliance, radio, television, music stores -----	-
	Retail stores, total -----	31	58	Eating, drinking places -----	11
52	Lumber, building materials, hardware, farm equipment dealers -----	1	5812	Eating places -----	6
5251	Hardware stores -----	-	5813	Drinking places (alcoholic beverages) -----	5
52 ex. 5251	Other -----	1	59 pt. (591)	Drug stores, proprietary stores -----	1
53 part	General merchandise group stores -----	2	59 ex. 591	Other retail stores -----	1
531	Department stores -----	1	592	Liquor stores -----	-
533	Limited price variety stores -----	1	594	Book, stationery stores -----	-
539	Miscellaneous general merchandise stores -----	-	595	Sporting goods stores, bicycle shops -----	-
			597	Jewelry stores -----	1
			5992	Florists -----	1
54	Food stores -----	2	5996	Camera, photographic supply stores -----	-

MRC No. 11. Includes the planned center known as "South County Center" and establishments on Lindbergh Blvd. from Lemay Ferry Rd. to Union Rd., on Lemay Ferry Rd. from #3900 to Forder Rd. and on Ritz Center Ct. (Lemay twp., St. Louis Co.)

SIC code	Kind of business	Total	SIC code	Kind of business	Number of establishments
	Retail stores, total:				
	Number -----	36	55 ex. 554	Automotive dealers -----	3
	Sales ----- \$1,000--	29 938	55 pt. (554)	Gasoline service stations -----	5
54, 58, 591	Convenience goods stores:		56	Apparel, accessory stores -----	11
	Number -----	8	561, 567	Men's, boys' apparel stores, custom tailors -----	3
	Sales ----- \$1,000--	(D)	562-3, 568	Women's clothing, specialty stores -----	3
53 part, 56, 57	Shopping goods stores:		562	Women's ready-to-wear stores -----	2
	Number -----	15	565	Family clothing stores -----	4
	Sales ----- \$1,000--	(D)	566	Shoe stores -----	1
52, 55, 59 ex. 591	All other stores:		564, 569	Other apparel, accessory stores -----	1
	Number -----	13	57	Furniture, home furnishings, equipment stores -----	1
	Sales ----- \$1,000--	11 555	5712	Furniture stores -----	-
		Number of establishments	5713-15, 19	Other home furnishings stores -----	-
			572, 573	Household appliance, radio, television, music stores -----	1
	Retail stores, total -----	36	58	Eating, drinking places -----	4
52	Lumber, building materials, hardware, farm equipment dealers -----	1	5812	Eating places -----	3
5251	Hardware stores -----	-	5813	Drinking places (alcoholic beverages) -----	1
52 ex. 5251	Other -----	1	59 pt. (591)	Drug stores, proprietary stores -----	1
53 part	General merchandise group stores -----	3	59 ex. 591	Other retail stores -----	4
531	Department stores -----	2	592	Liquor stores -----	1
533	Limited price variety stores -----	-	594	Book, stationery stores -----	-
539	Miscellaneous general merchandise stores -----	1	595	Sporting goods stores, bicycle shops -----	-
			597	Jewelry stores -----	2
			5992	Florists -----	-
54	Food stores -----	3	5996	Camera, photographic supply stores -----	-

Standard Notes: - Represents zero. (D) Withheld to avoid disclosure. (NA) Not available.

TABLE 6. Other Major Retail Centers in the SMSA: 1963—Continued

MRC No. 12. Includes the planned center known as "Yorkshire Center" and establishments on Watson Rd. from Culver Hill Dr. to Sharbrooke (Webster Groves city and St. Louis County, Mo.)

SIC code	Kind of business	Total	SIC code	Kind of business	Number of establishments
	Retail stores, total:				
	Number -----	31	55 ex. 554	Automotive Dealers -----	1
	Sales ----- \$1,000--	7 660	55 pt. (554)	Gasoline service stations -----	8
54, 58, 591	Convenience goods stores:		56	Apparel, accessory stores -----	3
	Number -----	9	561, 567	Men's, boys' apparel stores, custom tailors -----	-
	Sales ----- \$1,000--	3 010	562-3, 568	Women's clothing, specialty stores -----	1
53 part, 56, 57	Shopping goods stores:		562	Women's ready-to-wear stores -----	-
	Number -----	7	565	Family clothing stores -----	-
	Sales ----- \$1,000--	2 977	566	Shoe stores -----	2
52, 55, 59 ex. 591	All other stores:		564, 569	Other apparel, accessory stores -----	-
	Number -----	15	57	Furniture, home furnishings, equipment stores -----	2
	Sales ----- \$1,000--	1 673	5712	Furniture stores -----	-
		Number of establishments	5713-15, 19	Other home furnishings stores -----	1
			572, 573	Household appliance, radio, television, music stores -----	1
	Retail stores, total -----	31	58	Eating, drinking places -----	4
52	Lumber, building materials, hardware, farm equipment dealers -----	2	5812	Eating places -----	3
5251	Hardware stores -----	1	5813	Drinking places (alcoholic beverages) -----	1
52 ex. 5251	Other -----	1	59 pt. (591)	Drug stores, proprietary stores -----	1
53 part	General merchandise group stores -----	2	59 ex. 591	Other retail stores -----	4
531	Department stores -----	1	592	Liquor stores -----	2
533	Limited price variety stores -----	1	594	Book, stationery stores -----	-
539	Miscellaneous general merchandise stores -----	-	595	Sporting goods stores, bicycle shops -----	-
			597	Jewelry stores -----	1
54	Food stores -----	4	5992	Florists -----	1
			5996	Camera, photographic supply stores -----	-

MRC No. 13. Includes establishments on Manchester Rd. from Richert St. to Martin Dr. (Maplewood city, St. Louis Co., Mo.)

SIC code	Kind of business	Total	SIC code	Kind of business	Number of establishments
	Retail stores, total:				
	Number -----	95	55 ex. 554	Automotive dealers -----	9
	Sales ----- \$1,000--	18 415	55 pt. (554)	Gasoline service stations -----	1
54, 58, 591	Convenience goods stores:		56	Apparel, accessory stores -----	31
	Number -----	18	561, 567	Men's, boys' apparel stores, custom tailors -----	7
	Sales ----- \$1,000--	2 766	562-3, 568	Women's clothing, specialty stores -----	14
53 part, 56, 57	Shopping goods stores:		562	Women's ready-to-wear stores -----	10
	Number -----	47	565	Family clothing stores -----	1
	Sales ----- \$1,000--	7 197	566	Shoe stores -----	9
52, 55, 59 ex. 591	All other stores:		564, 569	Other apparel, accessory stores -----	-
	Number -----	30	57	Furniture, home furnishings, equipment stores -----	11
	Sales ----- \$1,000--	8 452	5712	Furniture stores -----	5
		Number of establishments	5713-15, 19	Other home furnishings stores -----	2
			572, 573	Household appliance, radio, television, music stores -----	4
	Retail stores, total -----	95	58	Eating, drinking places -----	13
52	Lumber, building materials, hardware, farm equipment dealers -----	6	5812	Eating places -----	8
5251	Hardware stores -----	2	5813	Drinking places (alcoholic beverages) -----	5
52 ex. 5251	Other -----	4	59 pt. (591)	Drug stores, proprietary stores -----	3
53 part	General merchandise group stores -----	5	59 ex. 591	Other retail stores -----	14
531	Department stores -----	1	592	Liquor stores -----	1
533	Limited price variety stores -----	3	594	Book, stationery stores -----	1
539	Miscellaneous general merchandise stores -----	1	595	Sporting goods stores, bicycle shops -----	-
			597	Jewelry stores -----	5
54	Food stores -----	2	5992	Florists -----	-
			5996	Camera, photographic supply stores -----	1

Standard Notes: - Represents zero. (D) Withheld to avoid disclosure. (NA) Not available.

TABLE 6. Other Major Retail Centers in the SMSA: 1963—Continued

MRC No. 14. Includes establishments on Forsyth Blvd. from Meramec Ave. to Clayton city limits (Clayton city, St. Louis County)

SIC code	Kind of business	Total	SIC code	Kind of business	Number of establishments
	Retail stores, total:				
	Number -----	50	55 ex. 554	Automotive Dealers -----	2
	Sales ----- \$1,000 ..	39 374	55 pt. (554)	Gasoline service stations -----	3
54, 58, 591	Convenience goods stores:		56	Apparel, accessory stores -----	25
	Number -----	4	561, 567	Men's, boys' apparel stores, custom tailors -----	7
	Sales ----- \$1,000 ..	701	562-3, 568	Women's clothing, specialty stores -----	13
53 part, 56, 57	Shopping goods stores:		562	Women's ready-to-wear stores -----	6
	Number -----	33	565	Family clothing stores -----	-
	Sales ----- \$1,000 ..	32 376	566	Shoe stores -----	5
52, 55, 59 ex. 591	All other stores:		564, 569	Other apparel, accessory stores -----	-
	Number -----	13	57	Furniture, home furnishings, equipment stores -----	3
	Sales ----- \$1,000 ..	6 297	5712	Furniture stores -----	2
			5713-15, 19	Other home furnishings stores -----	-
		Number of establishments	572, 573	Household appliance, radio, television, music stores -----	1
	Retail stores, total -----	50	58	Eating, drinking places -----	3
52	Lumber, building materials, hardware, farm equipment dealers -----	1	5812	Eating places -----	3
5251	Hardware stores -----	-	5813	Drinking places (alcoholic beverages) -----	-
52 ex. 5251	Other -----	1	59 pt. (591)	Drug stores, proprietary stores -----	-
53 part	General merchandise group stores -----	5	59 ex. 591	Other retail stores -----	7
531	Department stores -----	2	592	Liquor stores -----	1
533	Limited price variety stores -----	2	594	Book, stationery stores -----	-
539	Miscellaneous general merchandise stores -----	1	595	Sporting goods stores, bicycle shops -----	-
			597	Jewelry stores -----	1
			5992	Florists -----	-
54	Food stores -----	1	5996	Camera, photographic supply stores -----	-

MRC No. 15. Includes the planned center known as "Town and Country Mall" on Page Ave. from Woodson Rd. to Hurst Green Dr. (Overland, St. Louis County)

SIC code	Kind of business	Total	SIC code	Kind of business	Number of establishments
	Retail stores, total:				
	Number -----	25	55 ex. 554	Automotive dealers -----	1
	Sales ----- \$1,000 ..	9 996	55 pt. (554)	Gasoline service stations -----	-
54, 58, 591	Convenience goods stores:		56	Apparel, accessory stores -----	7
	Number -----	9	561, 567	Men's, boys' apparel stores, custom tailors -----	1
	Sales ----- \$1,000 ..	4 215	562-3, 568	Women's clothing, specialty stores -----	3
53 part, 56, 57	Shopping goods stores:		562	Women's ready-to-wear stores -----	2
	Number -----	12	565	Family clothing stores -----	-
	Sales ----- \$1,000 ..	5 233	566	Shoe stores -----	2
52, 55, 59 ex. 591	All other stores:		564, 569	Other apparel, accessory stores -----	1
	Number -----	4	57	Furniture, home furnishings, equipment stores -----	1
	Sales ----- \$1,000 ..	548	5712	Furniture stores -----	1
			5713-15, 19	Other home furnishings stores -----	-
		Number of establishments	572, 573	Household appliance, radio, television, music stores -----	-
	Retail stores, total -----	25	58	Eating, drinking places -----	2
52	Lumber, building materials, hardware, farm equipment dealers -----	-	5812	Eating places -----	2
5251	Hardware stores -----	-	5813	Drinking places (alcoholic beverages) -----	-
52 ex. 5251	Other -----	-	59 pt. (591)	Drug stores, proprietary stores -----	1
53 part	General merchandise group stores -----	4	59 ex. 591	Other retail stores -----	3
531	Department stores -----	2	592	Liquor stores -----	-
533	Limited price variety stores -----	1	594	Book, stationery stores -----	-
539	Miscellaneous general merchandise stores -----	1	595	Sporting goods stores, bicycle shops -----	-
			597	Jewelry stores -----	2
			5992	Florists -----	-
54	Food stores -----	6	5996	Camera, photographic supply stores -----	-

Standard Notes: - Represents zero. (D) Withheld to avoid disclosure. (NA) Not available.

TABLE 6. Other Major Retail Centers in the SMSA: 1963—Continued

MRC No. 16. Includes the planned center known as "Breckenridge Hills" and establishments on St. Charles Rock Rd. from Edmondson Rd. to Sims Ave. (Breckenridge Hills village, St. Louis Co., Mo.)

SIC code	Kind of business	Total	SIC code	Kind of business	Number of establishments
	Retail stores, total:				
	Number -----	19	55 ex. 554	Automotive Dealers -----	1
	Sales ----- \$1,000--	10 208	55 pt. (554)	Gasoline service stations -----	5
54, 58, 591	Convenience goods stores:		56	Apparel, accessory stores -----	-
	Number -----	7	561, 567	Men's, boys' apparel stores, custom tailors -----	-
	Sales ----- \$1,000--	3 569	562-3, 568	Women's clothing, specialty stores -----	-
53 part, 56, 57	Shopping goods stores:		562	Women's ready-to-wear stores -----	-
	Number -----	4	565	Family clothing stores -----	-
	Sales ----- \$1,000--	(D)	566	Shoe stores -----	-
52, 55, 59 ex. 591	All other stores:		564, 569	Other apparel, accessory stores -----	-
	Number -----	8	57	Furniture, home furnishings, equipment stores -----	3
	Sales ----- \$1,000--	(D)	5712	Furniture stores -----	2
		Number of establishments	5713-15, 19	Other home furnishings stores -----	1
	Retail stores, total -----	19	572, 573	Household appliance, radio, television, music stores -----	-
52	Lumber, building materials, hardware, farm equipment dealers -----	2	58	Eating, drinking places -----	4
5251	Hardware stores -----	-	5812	Eating places -----	2
52 ex. 5251	Other -----	2	5813	Drinking places (alcoholic beverages) -----	2
53 part	General merchandise group stores -----	1	59 pt. (591)	Drug stores, proprietary stores -----	1
531	Department stores -----	1	59 ex. 591	Other retail stores -----	-
533	Limited price variety stores -----	-	592	Liquor stores -----	-
539	Miscellaneous general merchandise stores -----	-	594	Book, stationery stores -----	-
			595	Sporting goods stores, bicycle shops -----	-
			597	Jewelry stores -----	-
54	Food stores -----	2	5992	Florists -----	-
			5996	Camera, photographic supply stores -----	-

MRC No. 17. Includes the planned center known as "Bel Acres Shopping Center" and establishments in the 8900 and 9000 blocks of Natural Bridge Rd. (Bel Ridge, St. Louis County)

SIC code	Kind of business	Total	SIC code	Kind of business	Number of establishments
	Retail stores, total:				
	Number -----	11	55 ex. 554	Automotive dealers -----	1
	Sales ----- \$1,000--	5 521	55 pt. (554)	Gasoline service stations -----	-
54, 58, 591	Convenience goods stores:		56	Apparel, accessory stores -----	1
	Number -----	5	561, 567	Men's, boys' apparel stores, custom tailors -----	-
	Sales ----- \$1,000--	2 287	562-3, 568	Women's clothing, specialty stores -----	-
53 part, 56, 57	Shopping goods stores:		562	Women's ready-to-wear stores -----	-
	Number -----	3	565	Family clothing stores -----	1
	Sales ----- \$1,000--	(D)	566	Shoe stores -----	-
52, 55, 59 ex. 591	All other stores:		564, 569	Other apparel, accessory stores -----	-
	Number -----	3	57	Furniture, home furnishings, equipment stores -----	-
	Sales ----- \$1,000--	(D)	5712	Furniture stores -----	-
		Number of establishments	5713-15, 19	Other home furnishings stores -----	-
	Retail stores, total -----	11	572, 573	Household appliance, radio, television, music stores -----	-
52	Lumber, building materials, hardware, farm equipment dealers -----	1	58	Eating, drinking places -----	2
5251	Hardware stores -----	-	5812	Eating places -----	2
52 ex. 5251	Other -----	1	5813	Drinking places (alcoholic beverages) -----	-
53 part	General merchandise group stores -----	2	59 pt. (591)	Drug stores, proprietary stores -----	1
531	Department stores -----	1	59 ex. 591	Other retail stores -----	1
533	Limited price variety stores -----	1	592	Liquor stores -----	-
539	Miscellaneous general merchandise stores -----	-	594	Book, stationery stores -----	-
			595	Sporting goods stores, bicycle shops -----	-
			597	Jewelry stores -----	-
54	Food stores -----	2	5992	Florists -----	-
			5996	Camera, photographic supply stores -----	-

Standard Notes: - Represents zero. (D) Withheld to avoid disclosure. (NA) Not available.

TABLE 6. Other Major Retail Centers in the SMSA: 1963—Continued

MRC No. 18. Includes establishments on Florissant Rd. from Brotherton St. to Hereford St. (Ferguson city, St. Louis Co., Mo.)

SIC code	Kind of business	Total	SIC code	Kind of business	Number of establishments
	Retail stores, total:				
	Number -----	34	55 ex. 554	Automotive Dealers -----	-
	Sales ----- \$1,000--	6 877	55 pt. (554)	Gasoline service stations -----	6
54, 58, 591	Convenience goods stores:		56	Apparel, accessory stores -----	4
	Number -----	15	561, 567	Men's, boys' apparel stores, custom tailors -----	-
	Sales ----- \$1,000--	4 706	562-3, 568	Women's clothing, specialty stores -----	1
53 part, 56, 57	Shopping goods stores:		562	Women's ready-to-wear stores -----	-
	Number -----	8	565	Family clothing stores -----	-
	Sales ----- \$1,000--	1 410	566	Shoe stores -----	2
52, 55, 59 ex. 591	All other stores:		564, 569	Other apparel, accessory stores -----	1
	Number -----	11	57	Furniture, home furnishings, equipment stores -----	1
	Sales ----- \$1,000--	761	5712	Furniture stores -----	-
		Number of establishments	5713-15, 19	Other home furnishings stores -----	-
	Retail stores, total -----	34	572, 573	Household appliance, radio, television, music stores -----	1
52	Lumber, building materials, hardware, farm equipment dealers -----	1	58	Eating, drinking places -----	9
5251	Hardware stores -----	1	5812	Eating places -----	7
52 ex. 5251	Other -----	-	5813	Drinking places (alcoholic beverages) -----	2
53 part	General merchandise group stores -----	3	59 pt. (591)	Drug stores, proprietary stores -----	3
531	Department stores -----	1	59 ex. 591	Other retail stores -----	4
533	Limited price variety stores -----	1	592	Liquor stores -----	-
539	Miscellaneous general merchandise stores -----	1	594	Book, stationery stores -----	-
			595	Sporting goods stores, bicycle shops -----	1
			597	Jewelry stores -----	2
			5992	Florists -----	1
54	Food stores -----	3	5996	Camera, photographic supply stores -----	-

MRC No. 19. Includes the planned center known as "River Roads Shopping Center" bounded by: North property line of shopping center, Halls Ferry Rd., Jennings Station Rd., and Ada Wortley Ln. (Jennings, St. Louis County)

SIC code	Kind of business	Total	SIC code	Kind of business	Number of establishments
	Retail stores, total:				
	Number -----	23	55 ex. 554	Automotive dealers -----	-
	Sales ----- \$1,000--	24 589	55 pt. (554)	Gasoline service stations -----	-
54, 58, 591	Convenience goods stores:		56	Apparel, accessory stores -----	9
	Number -----	5	561, 567	Men's, boys' apparel stores, custom tailors -----	1
	Sales ----- \$1,000--	(D)	562-3, 568	Women's clothing, specialty stores -----	4
53 part, 56, 57	Shopping goods stores:		562	Women's ready-to-wear stores -----	2
	Number -----	13	565	Family clothing stores -----	1
	Sales ----- \$1,000--	19 838	566	Shoe stores -----	3
52, 55, 59 ex. 591	All other stores:		564, 569	Other apparel, accessory stores -----	-
	Number -----	5	57	Furniture, home furnishings, equipment stores -----	1
	Sales ----- \$1,000--	(D)	5712	Furniture stores -----	-
		Number of establishments	5713-15, 19	Other home furnishings stores -----	-
	Retail stores, total -----	23	572, 573	Household appliance, radio, television, music stores -----	1
52	Lumber, building materials, hardware, farm equipment dealers -----	1	58	Eating, drinking places -----	1
5251	Hardware stores -----	-	5812	Eating places -----	-
52 ex. 5251	Other -----	1	5813	Drinking places (alcoholic beverages) -----	1
53 part	General merchandise group stores -----	3	59 pt. (591)	Drug stores, proprietary stores -----	1
531	Department stores -----	2	59 ex. 591	Other retail stores -----	4
533	Limited price variety stores -----	1	592	Liquor stores -----	1
539	Miscellaneous general merchandise stores -----	-	594	Book, stationery stores -----	-
			595	Sporting goods stores, bicycle shops -----	-
			597	Jewelry stores -----	2
			5992	Florists -----	-
54	Food stores -----	3	5996	Camera, photographic supply stores -----	-

Standard Notes: - Represents zero. (D) Withheld to avoid disclosure. (NA) Not available.

TABLE 6. Other Major Retail Centers in the SMSA: 1963—Continued

MRC No. 20. Includes the planned center known as "Village Square Shopping Center" northwest of the intersection of Interstate Route 270 and Lindbergh Blvd., near Lynn-Haven Ln. (Hazelwood, St. Louis County)

SIC code	Kind of business	Total	SIC code	Kind of business	Number of establishments
	Retail stores, total:				
	Number -----	30	55 ex. 554	Automotive Dealers -----	1
	Sales ----- \$1,000--	6 981	55 pt. (554)	Gasoline service stations -----	-
54, 58, 591	Convenience goods stores:		56	Apparel, accessory stores -----	9
	Number -----	7	561, 567	Men's, boys' apparel stores, custom tailors -----	1
	Sales ----- \$1,000--	2 954	562-3, 568	Women's clothing, specialty stores -----	5
53 part, 56, 57	Shopping goods stores:		562	Women's ready-to-wear stores -----	4
	Number -----	15	565	Family clothing stores -----	-
	Sales ----- \$1,000--	3 323	566	Shoe stores -----	2
52, 55, 59 ex. 591	All other stores:		564, 569	Other apparel, accessory stores -----	1
	Number -----	8	57	Furniture, home furnishings, equipment stores -----	3
	Sales ----- \$1,000--	704	5712	Furniture stores -----	-
			5713-15, 19	Other home furnishings stores -----	-
		Number of establishments	572, 573	Household appliance, radio, television, music stores -----	3
	Retail stores, total -----	30	58	Eating, drinking places -----	1
52	Lumber, building materials, hardware, farm equipment dealers -----	1	5812	Eating places -----	1
5251	Hardware stores -----	-	5813	Drinking places (alcoholic beverages) -----	-
52 ex. 5251	Other -----	1	59 pt. (591)	Drug stores, proprietary stores -----	1
53 part	General merchandise group stores -----	3	59 ex. 591	Other retail stores -----	6
531	Department stores -----	1	592	Liquor stores -----	-
533	Limited price variety stores -----	1	594	Book, stationery stores -----	-
539	Miscellaneous general merchandise stores -----	1	595	Sporting goods stores, bicycle shops -----	1
			597	Jewelry stores -----	1
54	Food stores -----	5	5992	Florists -----	-
			5996	Camera, photographic supply stores -----	1

MRC No. 21. Includes the planned center known as "Central City Shopping Center" in the area bounded by Interstate Hwy. 270 (By-pass Hwy. 40 and 66), Old Halls Ferry Rd., and Halls Ferry Rd. (St. Louis County)

SIC code	Kind of business	Total	SIC code	Kind of business	Number of establishments
	Retail stores, total:				
	Number -----	12	55 ex. 554	Automotive dealers -----	-
	Sales ----- \$1,000--	5 601	55 pt. (554)	Gasoline service stations -----	1
54, 58, 591	Convenience goods stores:		56	Apparel, accessory stores -----	-
	Number -----	6	561, 567	Men's, boys' apparel stores, custom tailors -----	-
	Sales ----- \$1,000--	(D)	562-3, 568	Women's clothing, specialty stores -----	-
53 part, 56, 57	Shopping goods stores:		562	Women's ready-to-wear stores -----	-
	Number -----	1	565	Family clothing stores -----	-
	Sales ----- \$1,000--	(D)	566	Shoe stores -----	-
52, 55, 59 ex. 591	All other stores:		564, 569	Other apparel, accessory stores -----	-
	Number -----	5	57	Furniture, home furnishings, equipment stores -----	-
	Sales ----- \$1,000--	414	5712	Furniture stores -----	-
			5713-15, 19	Other home furnishings stores -----	-
		Number of establishments	572, 573	Household appliance, radio, television, music stores -----	-
	Retail stores, total -----	12	58	Eating, drinking places -----	2
52	Lumber, building materials, hardware, farm equipment dealers -----	1	5812	Eating places -----	2
5251	Hardware stores -----	1	5813	Drinking places (alcoholic beverages) -----	-
52 ex. 5251	Other -----	-	59 pt. (591)	Drug stores, proprietary stores -----	1
53 part	General merchandise group stores -----	1	59 ex. 591	Other retail stores -----	3
531	Department stores -----	1	592	Liquor stores -----	1
533	Limited price variety stores -----	-	594	Book, stationery stores -----	-
539	Miscellaneous general merchandise stores -----	-	595	Sporting goods stores, bicycle shops -----	-
			597	Jewelry stores -----	1
54	Food stores -----	3	5992	Florists -----	-
			5996	Camera, photographic supply stores -----	-

Standard Notes: - Represents zero. (D) Withheld to avoid disclosure. (NA) Not available.

TABLE 6. Other Major Retail Centers in the SMSA: 1963—Continued

MRC

Includes establishments in the area bounded by: North side of W. 4th St., Market, south side of Broadway, and State St. (Alton, Madison County, Ill.)

SIC code	Kind of business	Total	SIC code	Kind of business	Number of establishments
54, 58, 591	Retail stores, total: Number ----- Sales ----- \$1,000--	57 13 985	55 ex. 554	Automotive Dealers -----	1
	Convenience goods stores: Number ----- Sales ----- \$1,000--	8 1 348	55 pt. (554)	Gasoline service stations -----	-
53 part, 56, 57	Shopping goods stores: Number ----- Sales ----- \$1,000--	34 11 822	56	Apparel, accessory stores -----	20
52, 55, 59 ex. 591	All other stores: Number ----- Sales ----- \$1,000--	15 8 15	561, 567	Men's, boys' apparel stores, custom tailors -----	3
			562-3, 568	Women's clothing, specialty stores -----	7
52	Retail stores, total -----	57	562	Women's ready-to-wear stores -----	4
	Lumber, building materials, hardware, farm equipment dealers -----	3	565	Family clothing stores -----	4
5251	Hardware stores -----	-	566	Shoe stores -----	5
52 ex. 5251	Other -----	3	564, 569	Other apparel, accessory stores -----	1
53 part	General merchandise group stores -----	6	57	Furniture, home furnishings, equipment stores -----	8
531	Department stores -----	2	5712	Furniture stores -----	4
533	Limited price variety stores -----	2	5713-15, 19	Other home furnishings stores -----	-
539	Miscellaneous general merchandise stores -----	2	572, 573	Household appliance, radio, television, music stores -----	4
54	Food stores -----	1	58	Eating, drinking places -----	5
			5812	Eating places -----	3
			5813	Drinking places (alcoholic beverages) -----	2
			59 pt. (591)	Drug stores, proprietary stores -----	2
			59 ex. 591	Other retail stores -----	11
			592	Liquor stores -----	-
			594	Book, stationery stores -----	1
			595	Sporting goods stores, bicycle shops -----	-
			597	Jewelry stores -----	4
			5992	Florists -----	1
			5996	Camera, photographic supply stores -----	-

MRC No. 23. Includes the planned center known as "Eastgate Plaza" at the intersection of State Hwy. 159 and State Hwy. 3 and establishments on W. St. Louis Ave. from Virginia Ave. to G.M. & O. R.R. (East Alton, Madison County Ill.)

SIC code	Kind of business	Total	SIC code	Kind of business	Number of establishments
54, 58, 591	Retail stores, total: Number ----- Sales ----- \$1,000--	29 6 552	55 ex. 554	Automotive dealers -----	2
	Convenience goods stores: Number ----- Sales ----- \$1,000--	5 440	55 pt. (554)	Gasoline service stations -----	2
53 part, 56, 57	Shopping goods stores: Number ----- Sales ----- \$1,000--	16 5 543	56	Apparel, accessory stores -----	8
52, 55, 59 ex. 591	All other stores: Number ----- Sales ----- \$1,000--	8 5 69	561, 567	Men's, boys' apparel stores, custom tailors -----	1
			562-3, 568	Women's clothing, specialty stores -----	5
52	Retail stores, total -----	29	562	Women's ready-to-wear stores -----	4
	Lumber, building materials, hardware, farm equipment dealers -----	2	565	Family clothing stores -----	-
5251	Hardware stores -----	-	566	Shoe stores -----	1
52 ex. 5251	Other -----	2	564, 569	Other apparel, accessory stores -----	1
53 part	General merchandise group stores -----	5	57	Furniture, home furnishings, equipment stores -----	3
531	Department stores -----	2	5712	Furniture stores -----	2
533	Limited price variety stores -----	2	5713-15, 19	Other home furnishings stores -----	-
539	Miscellaneous general merchandise stores -----	1	572, 573	Household appliance, radio, television, music stores -----	1
54	Food stores -----	1	58	Eating, drinking places -----	3
			5812	Eating places -----	3
			5813	Drinking places (alcoholic beverages) -----	-
			59 pt. (591)	Drug stores, proprietary stores -----	1
			59 ex. 591	Other retail stores -----	2
			592	Liquor stores -----	-
			594	Book, stationery stores -----	-
			595	Sporting goods stores, bicycle shops -----	-
			597	Jewelry stores -----	1
			5992	Florists -----	-
			5996	Camera, photographic supply stores -----	-

Standard Notes: - Represents zero. (D) Withheld to avoid disclosure. (NA) Not available.

TABLE 6. Other Major Retail Centers in the SMSA: 1963—Continued

MRC No. 24. Includes establishments on Illinois Ave. from N. 9th St. to N. 11th St.; on State St. from Illinois Ave. to N. 12th St.; on St. Louis Ave. from N. 9th St. to N. 10th St.; and on N. 9th St. and N. 10th St. from St. Louis Ave. to Illinois Ave. (East St. Louis, St. Clair County, Ill.)

SIC code	Kind of business	Total	SIC code	Kind of business	Number of establishments
	Retail stores, total:				
	Number -----	20	55 ex. 554	Automotive Dealers -----	2
	Sales ----- \$1,000	17 944	55 pt. (554)	Gasoline service stations -----	1
54, 58, 591	Convenience goods stores:		56	Apparel, accessory stores -----	3
	Number -----	7	561, 567	Men's, boys' apparel stores, custom tailors -----	-
	Sales ----- \$1,000	(D)	562-3, 568	Women's clothing, specialty stores -----	1
53 part, 56, 57	Shopping goods stores:		562	Women's ready-to-wear stores -----	1
	Number -----	8	565	Family clothing stores -----	1
	Sales ----- \$1,000	(D)	566	Shoe stores -----	1
52, 55, 59 ex. 591	All other stores:		564, 569	Other apparel, accessory stores -----	-
	Number -----	5	57	Furniture, home furnishings, equipment stores -----	3
	Sales ----- \$1,000	1 138	5712	Furniture stores -----	-
		Number of establishments	5713-15, 19	Other home furnishings stores -----	1
			572, 573	Household appliance, radio, television, music stores -----	2
	Retail stores, total -----	20	58	Eating, drinking places -----	3
52	Lumber, building materials, hardware, farm equipment dealers -----	1	5812	Eating places -----	1
5251	Hardware stores -----	-	5813	Drinking places (alcoholic beverages) -----	2
52 ex. 5251	Other -----	1	59 pt. (591)	Drug stores, proprietary stores -----	1
53 part	General merchandise group stores -----	2	59 ex. 591	Other retail stores -----	1
531	Department stores -----	1	592	Liquor stores -----	1
533	Limited price variety stores -----	1	594	Book, stationery stores -----	-
539	Miscellaneous general merchandise stores -----	-	595	Sporting goods stores, bicycle shops -----	-
			597	Jewelry stores -----	-
			5992	Florists -----	-
54	Food stores -----	3	5996	Camera, photographic supply stores -----	-

MRC No. 25. Includes establishments on Main St. from N. 4th to Walnut and on Public Square. (Belleville, St. Clair County, Ill.)

SIC code	Kind of business	Total	SIC code	Kind of business	Number of establishments
	Retail stores, total:				
	Number -----	77	55 ex. 554	Automotive dealers -----	3
	Sales ----- \$1,000	19 368	55 pt. (554)	Gasoline service stations -----	-
54, 58, 591	Convenience goods stores:		56	Apparel, accessory stores -----	24
	Number -----	16	561, 567	Men's, boys' apparel stores, custom tailors -----	8
	Sales ----- \$1,000	1 945	562-3, 568	Women's clothing, specialty stores -----	11
53 part, 56, 57	Shopping goods stores:		562	Women's ready-to-wear stores -----	6
	Number -----	41	565	Family clothing stores -----	1
	Sales ----- \$1,000	13 483	566	Shoe stores -----	3
52, 55, 59 ex. 591	All other stores:		564, 569	Other apparel, accessory stores -----	1
	Number -----	20	57	Furniture, home furnishings, equipment stores -----	10
	Sales ----- \$1,000	3 940	5712	Furniture stores -----	5
		Number of establishments	5713-15, 19	Other home furnishings stores -----	2
			572, 573	Household appliance, radio, television, music stores -----	3
	Retail stores, total -----	77	58	Eating, drinking places -----	8
52	Lumber, building materials, hardware, farm equipment dealers -----	5	5812	Eating places -----	6
5251	Hardware stores -----	1	5813	Drinking places (alcoholic beverages) -----	2
52 ex. 5251	Other -----	4	59 pt. (591)	Drug stores, proprietary stores -----	4
53 part	General merchandise group stores -----	7	59 ex. 591	Other retail stores -----	12
531	Department stores -----	2	592	Liquor stores -----	1
533	Limited price variety stores -----	2	594	Book, stationery stores -----	1
539	Miscellaneous general merchandise stores -----	3	595	Sporting goods stores, bicycle shops -----	1
			597	Jewelry stores -----	5
			5992	Florists -----	1
54	Food stores -----	4	5996	Camera, photographic supply stores -----	1


Standard Notes: - Represents zero. (D) Withheld to avoid disclosure. (NA) Not available.

Salt Lake City, Utah, SMSA

CONTENTS

[Page numbers listed here omit the chapter prefix, 88-, which appears as part of number for each page]

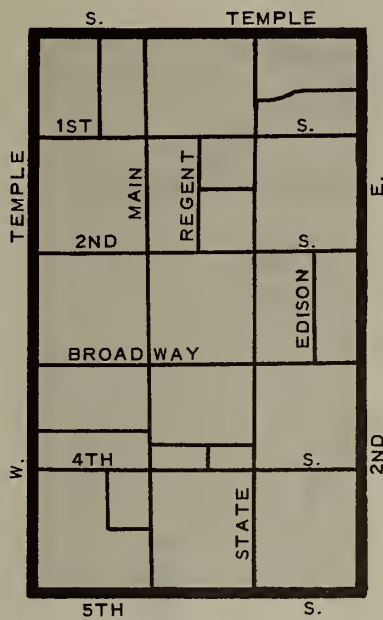

	page
Standard Metropolitan Statistical Area Map	1
Chart on Retail Sales: 1963 and 1958	3
TABLE 1 The Central Business District: 1963 and 1958	4
2 The City: 1963 and 1958	5
3 The Standard Metropolitan Statistical Area: 1963 and 1958	6
4 CBD, City, SMSA—Sales Comparisons: 1958 and 1963	7
5 CBD Sales as Percent of City and SMSA Sales: 1963 and 1958	8
6 Other Major Retail Centers in the SMSA: 1963	9



SALT LAKE CITY, UTAH

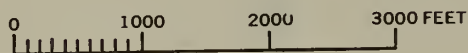
Standard Metropolitan Statistical Area, Central Business District, and Major Retail Centers

STANDARD METROPOLITAN
STATISTICAL AREA
& CENTRAL CITY



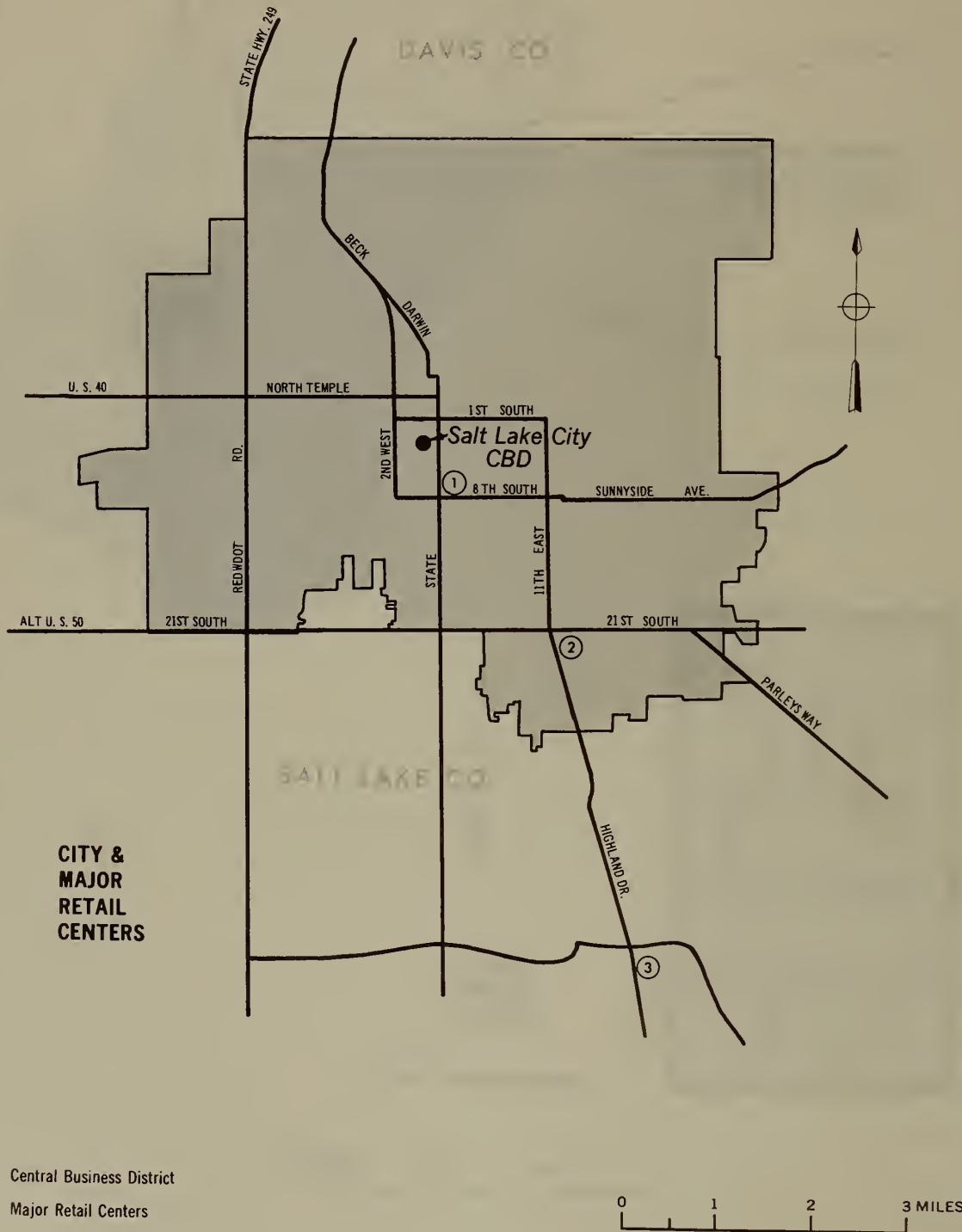
CENTRAL
BUSINESS
DISTRICT

Comprising Census Tract 22




SALT LAKE CITY, UTAH

Standard Metropolitan Statistical Area, Central Business District, and Major Retail Centers




Salt Lake City SMSA

Retail Sales: 1958 and 1963 IN MILLIONS OF DOLLARS

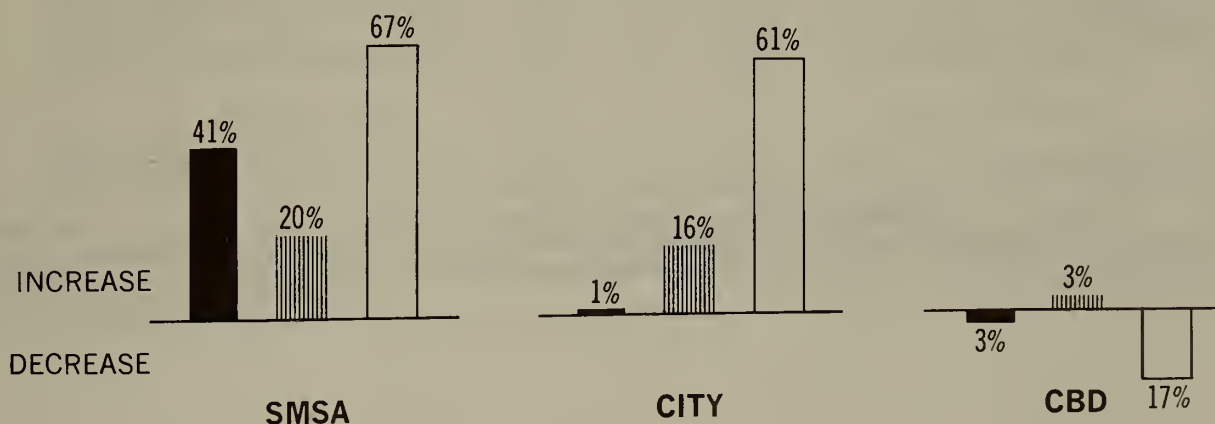


Salt Lake City



Percent Change in Sales, 1958-1963 by Types of Stores

- APPAREL ACCESSORY STORES
- GENERAL MERCHANDISE GROUP STORES
- FURNITURE, HOME FURNISHINGS, EQUIPMENT STORES



1963 CENSUS OF BUSINESS, U.S. Department of Commerce, Bureau of the Census

TABLE 1. The Central Business District: 1963 and 1958

SIC code	Kind of business	1963				1958 ¹		
		Estab- lish- ments (number)	Sales (\$1,000)	Payroll, entire year (\$1,000)	Paid employees, workweek ended nearest Nov. 15 (number)	Estab- lish- ments (number)	Sales (\$1,000)	Payroll, entire year (\$1,000)
	RETAIL STORES							
	Total ² -----	367	102 328	17 286	5 481	426	100 669	16 292
52	Lumber, building materials, hardware, farm equip- ment dealers -----	9	1 045	179	29	9	1 100	159
5251	Hardware stores -----	4	640	66	11	3	373	27
52 ex. 5251	Other -----	5	405	113	18	6	727	132
53 part ²	General merchandise group stores ² -----	10	44 293	7 754	2 804	16	42 855	7 558
531	Department stores -----	4	40 652	7 032	2 486	6	38 141	6 565
533	Limited price variety stores -----	3	3 159	654	293	3	3 789	887
539	Miscellaneous general merchandise stores -----	3	482	68	25	7	925	106
54	Food stores [†] -----	21	1 547	208	80	22	2 541	254
55 ex. 554	Automotive dealers -----	5	(D)	(D)	(D)	7	7 312	833
55 pt. (554)	Gasoline service stations [†] -----	11	(D)	(D)	(D)	11	1 568	100
56	Apparel, accessory stores -----	72	11 451	1 817	515	79	11 859	1 696
561, 567	Men's, boys' apparel stores, custom tailors -----	27	3 646	629	150	30	4 091	544
562-3, 568	Women's clothing, specialty stores -----	22	3 964	589	196	22	3 611	565
562	Women's ready-to-wear stores ³ -----	11	2 346	340	123	16	2 762	443
565	Family clothing stores ³ -----	3	(D)	(D)	(D)	7	(D)	(D)
566	Shoe stores -----	19	2 970	433	128	19	3 382	464
564, 569	Other apparel, accessory stores -----	1	(D)	(D)	(D)	1	(D)	(D)
57	Furniture, home furnishings, equipment stores -----	31	7 281	1 353	294	46	8 758	1 423
5712	Furniture stores -----	15	4 008	713	147	21	4 262	718
5713-15, 19	Other home furnishings stores -----	7	1 430	292	63	5	1 362	241
572, 573	Household appliance, radio, television, music stores -----	9	1 843	348	84	20	3 134	464
58	Eating, drinking places -----	104	7 252	1 948	790	122	7 423	1 833
5812	Eating places -----	79	6 103	1 702	706	89	6 137	1 611
5813	Drinking places (alcoholic beverages) -----	25	1 149	246	84	33	1 286	222
59 pt. (591)	Drug stores, proprietary stores -----	12	6 437	914	277	12	4 300	619
59 ex. 591	Other retail stores ⁴ -----	92	12 020	1 847	494	102	12 953	1 817
592	Liquor stores -----	5	2 535	100	30	3	2 440	91
594	Book, stationery stores -----	5	413	47	23	4	(D)	(D)
595	Sporting goods stores, bicycle shops -----	4	(D)	(D)	(D)	5	2 395	298
597	Jewelry stores -----	18	2 275	366	98	18	1 728	321
5992	Florists -----	5	283	74	22	6	415	96
5996	Camera, photographic supply stores -----	2	(D)	(D)	(D)	3	455	48
	SELECTED SERVICES							
7011	Hotels, motels -----	32	4 645	1 737	725	28	3 316	1 170
783	Motion picture theaters -----	10	2 124	465	204	6	2 023	416

Standard Notes: - Represents zero. (D) Withheld to avoid disclosure. (NA) Not available. [†]1958 data revised.

¹1958 group totals for SIC 53 and 56 may include data for "nonemployer" establishments which could not be classified and tabulated by detailed kinds of business.

²Excludes nonstore retailers (i.e., mail order, direct selling, merchandise vending machine operators) part of SIC 53.

³1958 data limited to "employer" establishments.

⁴Includes data for those kinds of business in SIC 59 (ex. 591) not covered in any of the lines below.

TABLE 2. The City: 1963 and 1958

SIC code	Kind of business	1963				1958 ¹			
		Estab- lish- ments (number)	Sales (\$1,000)	Payroll, entire year (\$1,000)	Paid employees, workweek ended nearest Nov. 15 (number)	Estab- lish- ments (number)	Sales (\$1,000)	Payroll, entire year (\$1,000)	
	RETAIL STORES								
	Total ² -----	1 616	401 112	53 847	15 639	1 847	341 214	42 740	
52	Lumber, building materials, hardware, farm equip- ment dealers -----	59	13 532	2 625	524	93	16 688	2 214	
5251	Hardware stores -----	11	1 637	(D)	(D)	14	(D)	(D)	
52 ex. 5251	Other -----	48	11 895	(D)	(D)	79	(D)	(D)	
53 part ²	General merchandise group stores ² -----	37	70 050	11 778	4 030	38	60 461	10 224	
531	Department stores -----	7	(D)	(D)	(D)	8	(D)	(D)	
533	Limited price variety stores -----	16	4 563	882	398	19	5 307	1 104	
539	Miscellaneous general merchandise stores -----	14	(D)	(D)	(D)	7	(D)	(D)	
54	Food stores -----	250	68 678	5 857	1 977	318	64 035	4 686	
55 ex. 554	Automotive dealers -----	116	95 867	9 537	1 565	141	74 847	7 585	
55 pt. (554)	Gasoline service stations -----	275	25 913	2 882	929	286	24 574	2 224	
56	Apparel, accessory stores -----	116	18 249	2 884	870	121	18 143	2 658	
561, 567	Men's, boys' apparel stores, custom tailors -----	37	4 567	735	182	40	(D)	(D)	
562-3, 568	Women's clothing, specialty stores -----	37	7 585	1 283	416	39	7 072	1 148	
562	Women's ready-to-wear stores ³ -----	22	3 309	441	178	29	6 024	(D)	
565	Family clothing stores ³ -----	9	2 143	297	93	10	1 342	243	
566	Shoe stores -----	25	3 622	538	162	27	4 353	596	
564, 569	Other apparel, accessory stores -----	8	332	31	17	3	(D)	(D)	
57	Furniture, home furnishings, equipment stores -----	114	34 139	5 368	1 161	167	21 264	3 332	
5712	Furniture stores -----	40	22 269	3 723	724	57	10 116	1 772	
5713-15, 19	Other home furnishings stores -----	21	3 719	593	148	38	3 358	516	
572, 573	Household appliance, radio, television, music stores -----	53	8 151	1 052	289	72	7 790	1 044	
58	Eating, drinking places -----	335	24 661	6 577	2 818	369	20 021	4 569	
5812	Eating places -----	273	22 345	6 089	2 631	283	17 191	4 173	
5813	Drinking places (alcoholic beverages) -----	62	2 316	488	187	86	2 830	396	
59 pt. (591)	Drug stores, proprietary stores -----	63	21 730	2 793	821	66	15 157	2 070	
59 ex. 591	Other retail stores ⁴ -----	251	28 293	3 546	944	248	26 024	3 178	
592	Liquor stores -----	18	8 602	339	100	11	6 845	196	
594	Book, stationery stores -----	11	1 097	135	51	13	(D)	(D)	
595	Sporting goods stores, bicycle shops -----	23	3 034	475	137	21	3 527	446	
597	Jewelry stores -----	21	2 700	422	108	28	2 985	469	
5992	Florists -----	24	1 483	361	112	(NA)	(NA)	(NA)	
5996	Camera, photographic supply stores -----	5	683	104	23	(NA)	(NA)	(NA)	
	SELECTED SERVICES								
7011	Hotels, motels -----	122	11 962	3 544	1 478	130	10 061	3 050	
783	Motion picture theaters -----	24	4 199	831	363	19	(D)	579	

Standard Notes: - Represents zero. (D) Withheld to avoid disclosure. (NA) Not available. ¹1958 data revised.
¹1958 group totals for SIC 53 and 56 may include data for "nonemployer" establishments which could not be classified and tabulated by detailed kinds of business.
²Excludes nonstore retailers (i.e., mail order, direct selling, merchandise vending machine operators) part of SIC 53.
³1958 data limited to "employer" establishments.
⁴Includes data for those kinds of business in SIC 59 (ex. 591) not covered in any of the lines below.

TABLE 3. The Standard Metropolitan Statistical Area: 1963 and 1958

SIC code	Kind of business	1963				1958 ¹		
		Estab- lish- ments	Sales	Payroll, entire year	Paid employees, workweek ended nearest Nov. 15	Estab- lish- ments	Sales	Payroll, entire year
		(number)	(\$1,000)	(\$1,000)	(number)	(number)	(\$1,000)	(\$1,000)
	RETAIL STORES							
	Total ² -----	3 012	653 853	81 384	24 487	3 013	488 598	56 723
52	Lumber, building materials, hardware, farm equip- ment dealers -----	158	36 910	5 563	1 058	185	34 637	4 379
5251	Hardware stores -----	22	2 861	392	79	24	(D)	(D)
52 ex. 5251	Other -----	136	34 049	5 171	979	161	(D)	(D)
53 part ³	General merchandise group stores ² -----	87	82 373	13 321	4 647	79	68 645	11 156
531	Department stores -----	8	70 218	11 319	3 819	9	55 923	9 209
533	Limited price variety stores -----	37	7 376	1 373	608	34	(D)	(D)
539	Miscellaneous general merchandise stores -----	42	4 779	629	220	30	(D)	(D)
54	Food stores -----	438	148 005	12 570	4 243	505	116 852	8 406
55 ex. 554	Automotive dealers -----	216	139 084	13 432	2 282	212	92 869	9 002
55 pt. (554)	Gasoline service stations -----	551	48 930	4 844	1 710	512	37 987	3 316
56	Apparel, accessory stores -----	210	30 848	4 485	1 494	176	21 849	3 062
561, 567	Men's, boys' apparel stores, custom tailors -----	50	5 734	887	226	44	(D)	(D)
562-3, 568	Women's clothing, specialty stores -----	61	9 847	1 542	539	58	8 416	1 313
562	Women's ready-to-wear stores ³ -----	35	4 966	604	269	44	(D)	(D)
565	Family clothing stores ³ -----	35	8 792	1 189	434	21	(D)	(D)
566	Shoe stores -----	48	5 832	814	267	44	5 199	705
564, 569	Other apparel, accessory stores -----	16	643	53	28	7	(D)	(D)
57	Furniture, home furnishings, equipment stores -----	195	47 066	7 239	1 608	240	28 274	4 220
5712	Furniture stores -----	65	28 004	4 510	876	80	14 365	2 280
5713-15, 19	Other home furnishings stores -----	44	6 048	1 023	229	57	(D)	(D)
572, 573	Household appliance, radio, television, music stores -----	86	13 014	1 706	503	103	(D)	(D)
58	Eating, drinking places -----	622	40 172	10 210	4 592	624	29 226	6 283
5812	Eating places -----	499	35 831	9 375	4 263	461	24 399	5 677
5813	Drinking places (alcoholic beverages) -----	123	4 341	835	329	163	4 827	606
59 pt. (591)	Drug stores, proprietary stores -----	127	41 702	5 086	1 547	118	24 387	3 088
59 ex. 591	Other retail stores ⁴ -----	408	38 763	4 634	1 306	362	33 872	3 811
592	Liquor stores -----	42	11 606	541	160	26	8 811	261
594	Book, stationery stores -----	16	1 271	162	66	16	(D)	(D)
595	Sporting goods stores, bicycle shops -----	44	5 124	682	191	28	4 664	555
597	Jewelry stores -----	30	3 277	477	137	38	3 232	490
5992	Florists -----	39	1 829	417	133	34	1 146	188
5996	Camera, photographic supply stores -----	7	688	112	27	8	625	62
	SELECTED SERVICES							
7011	Hotels, motels -----	154	12 582	3 651	1 526	153	10 485	3 149
783	Motion picture theaters -----	33	4 707	935	445	26	3 534	668

Standard Notes: - Represents zero. (D) Withheld to avoid disclosure. (NA) Not available.

¹1958 group totals for SIC 53 and 56 may include data for "nonemployer" establishments which could not be classified and tabulated by detailed kinds of business.²Excludes nonstore retailers (i.e., mail order, direct selling, merchandise vending machine operators) part of SIC 53.³1958 data limited to "employer" establishments.⁴Includes data for those kinds of business in SIC 59 (ex. 591) not covered in any of the lines below.

TABLE 4. CBD, City, SMSA—Sales Comparisons: 1963 and 1958

SIC code	Kind of business	Percent change in sales			Percent distribution of sales					
		Central business district	City	Standard metropolitan statistical area	Central business district		City		Standard metropolitan statistical area	
					1963	1958	1963	1958	1963	1958
RETAIL STORES										
	Total ² -----	1.6	17.6	33.8	100.0	100.0	100.0	100.0	100.0	100.0
52	Lumber, building materials, hardware, farm equipment dealers -----	-5.0	-18.9	6.6	1.0	1.1	3.4	4.9	5.6	7.1
5251	Hardware stores -----	71.6	(D)	(D)	.6	.4	.4	(D)	.4	(D)
52 ex. 5251	Other -----	-44.3	(D)	(D)	.4	.7	3.0	(D)	5.2	(D)
53 part ²	General merchandise group stores ^{1,2} -----	3.4	15.8	20.0	43.3	42.6	17.5	17.7	12.6	14.0
531	Department stores -----	6.6	(D)	25.6	39.7	37.9	(D)	(D)	10.7	11.4
533	Limited price variety stores -----	-16.6	-14.0	(D)	3.1	3.8	1.1	1.6	1.1	(D)
539	Miscellaneous general merchandise stores -----	-47.9	(D)	(D)	.5	.9	(D)	(D)	.7	(D)
54	Food stores -----	-39.1	7.2	26.7	1.5	2.5	17.1	18.8	22.6	23.9
55 ex. 554	Automotive dealers -----	(D)	28.1	49.8	(D)	7.3	23.9	21.9	21.3	19.0
55 pt. (554)	Gasoline service stations -----	(D)	5.4	28.8	(D)	1.6	6.5	7.2	7.5	7.8
56	Apparel, accessory stores ¹ -----	-3.4	+0.6	41.2	11.2	11.8	4.5	5.3	4.7	4.5
561, 567	Men's, boys' apparel stores, custom tailors -----	-10.9	(D)	(D)	3.6	4.1	1.1	(D)	.9	(D)
562-3, 568	Women's clothing, specialty stores -----	9.8	7.2	17.0	3.9	3.6	1.9	2.1	1.5	1.7
562	Women's ready-to-wear stores ³ -----	-15.1	-45.1	(D)	2.3	2.7	.8	1.8	.8	(D)
565	Family clothing stores ³ -----	(D)	59.7	(D)	(D)	(D)	.5	.4	1.3	(D)
566	Shoe stores -----	-12.2	-16.8	12.2	2.9	3.4	.9	1.3	.9	1.1
564, 569	Other apparel, accessory stores -----	(D)	(D)	(D)	(D)	(D)	.1	(D)	.1	(D)
57	Furniture, home furnishings, equipment stores -----	-16.9	60.5	66.5	7.1	8.7	8.5	6.2	7.2	5.8
5712	Furniture stores -----	-6.0	20.1	94.9	3.9	4.2	5.6	3.0	4.3	2.9
5713-15, 19	Other home furnishings stores -----	5.0	10.8	(D)	1.4	1.4	.9	1.0	.9	(D)
572, 573	Household appliance, radio, television, music stores -----	-41.2	4.6	(D)	1.8	3.1	2.0	2.3	2.0	(D)
58	Eating, drinking places -----	-2.3	23.2	37.5	7.1	7.4	6.1	5.9	6.1	6.0
5812	Eating places -----	-0.6	30.0	46.9	6.0	6.1	5.6	5.0	5.5	5.0
5813	Drinking places (alcoholic beverages) -----	-10.7	-18.2	10.1	1.1	1.3	.6	.8	.7	1.0
59 pt. (591)	Drug stores, proprietary stores -----	49.7	43.4	71.0	6.3	4.3	5.4	4.4	6.4	5.0
59 ex. 591	Other retail stores ⁴ -----	-7.2	8.7	14.4	11.7	12.9	7.1	7.6	5.9	6.9
592	Liquor stores -----	3.9	25.7	31.7	2.5	2.4	2.1	2.0	1.8	1.8
594	Book, stationery stores -----	(D)	(D)	(D)	.4	(D)	.3	(D)	.2	(D)
595	Sporting goods stores, bicycle shops -----	(D)	-14.0	9.9	(D)	2.4	.8	1.0	.8	1.0
597	Jewelry stores -----	31.6	-9.6	1.4	2.2	1.7	.7	.9	.5	.7
5992	Florists -----	-31.8	(NA)	59.6	.3	.4	(NA)	(NA)	.3	.2
5996	Camera, photographic supply stores -----	(D)	(NA)	10.1	(D)	.4	.2	(NA)	.1	.1
SELECTED SERVICES										
7011	Hotels, motels -----	40.1	19.0	20.0	(X)	(X)	(X)	(X)	(X)	(X)
783	Motion picture theaters -----	5.0	(D)	33.2	(X)	(X)	(X)	(X)	(X)	(X)

Standard Notes: - Represents zero. (D) Withheld to avoid disclosure. (NA) Not available. (X) Not applicable. (-) Minus sign before number denotes decrease.
¹1958 group totals for SIC 53 and 56 may include data for "nonemployer" establishments which could not be classified and tabulated by detailed kinds of business.
²Excludes nonstore retailers (i.e., mail order, direct selling, merchandise vending machine operators) part of SIC 53.
³1958 data limited to "employer" establishments.
⁴Includes data for those kinds of business in SIC 59 (ex. 591) not covered in any of the lines below.

TABLE 5. CBD Sales as Percent of City and SMSA Sales: 1963 and 1958

SIC code	Kind of business	Central business district sales as—			
		Percent of city sales		Percent of standard metropolitan statistical area sales	
		1963	1958	1963	1958
	RETAIL STORES				
	Total ² -----	25.5	29.5	15.6	20.6
52	Lumber, building materials, hardware, farm equipment dealers -----	7.7	6.6	2.8	3.2
5251	Hardware stores -----	39.1	(D)	22.4	(D)
52 ex. 5251	Other -----	3.4	(D)	1.2	(D)
53 part ¹	General merchandise group stores ^{1,2} -----	63.2	70.9	53.6	62.4
531	Department stores -----	(D)	(D)	57.9	68.2
533	Limited price variety stores -----	69.2	71.4	42.8	(D)
539	Miscellaneous general merchandise stores -----	(D)	(D)	10.1	(D)
54	Food stores -----	2.2	4.0	1.0	2.2
55 ex. 554	Automotive dealers -----	(D)	9.8	(D)	7.9
55 pt. (554)	Gasoline service stations -----	(D)	6.4	(D)	4.1
56	Apparel, accessory stores ¹ -----	62.7	65.4	37.1	54.3
561, 567	Men's, boys' apparel stores, custom tailors -----	79.8	(D)	63.6	(D)
562-3, 568	Women's clothing, specialty stores -----	52.3	51.1	40.2	42.9
562	Women's ready-to-wear stores ³ -----	70.9	45.8	47.2	(D)
565	Family clothing stores ³ -----	(D)	(D)	(D)	(D)
566	Shoe stores -----	82.0	77.7	50.9	65.1
564, 569	Other apparel, accessory stores -----	(D)	(D)	(D)	(D)
57	Furniture, home furnishings, equipment stores -----	21.3	41.2	15.5	31.0
5712	Furniture stores -----	18.0	42.1	14.3	29.7
5713-15, 19	Other home furnishings stores -----	38.4	40.6	23.6	(D)
572, 573	Household appliance, radio, television, music stores -----	22.6	40.2	14.2	(D)
58	Eating, drinking places -----	29.4	37.1	18.0	25.4
5812	Eating places -----	27.3	35.7	17.0	25.2
5813	Drinking places (alcoholic beverages) -----	49.6	45.4	14.2	26.6
59 pt. (591)	Drug stores, proprietary stores -----	29.6	28.4	15.4	17.6
59 ex. 591	Other retail stores ⁴ -----	42.5	49.8	31.0	38.2
592	Liquor stores -----	29.5	35.6	21.8	27.7
594	Book, stationery stores -----	37.6	(D)	32.5	(D)
595	Sporting goods stores, bicycle shops -----	(D)	67.9	(D)	51.4
597	Jewelry stores -----	75.0	57.9	69.4	53.5
5992	Florists -----	19.1	(NA)	15.2	36.2
5996	Camera, photographic supply stores -----	(D)	(NA)	(D)	72.8
	SELECTED SERVICES				
7011	Hotels, motels -----	38.8	33.0	36.9	31.6
783	Motion picture theaters -----	50.6	(D)	45.1	57.2

Standard Notes: - Represents zero. (D) Withheld to avoid disclosure. (NA) Not available.

¹1958 group totals for SIC 53 and 56 may include data for "nonemployer" establishments which could not be classified and tabulated by detailed kinds of business.

²Excludes nonstore retailers (i.e., mail order, direct selling, merchandise vending machine operators) part of SIC 53.

³1958 data limited to "employer" establishments.

⁴Includes data for those kinds of business in SIC 59 (ex. 591) not covered in any of the lines below.

TABLE 6. Other Major Retail Centers in the SMSA: 1963

MRC No. 1. Includes the State Street Shopping Area, extending along State St. from 6th St. South to Belmont Ave. and along 6th, 7th, 8th, and 9th Sts. South between Main and 2nd Ave. E.

SIC code	Kind of business	Total	SIC code	Kind of business	Number of establishments
	Retail stores, total:				
	Number -----	49	55 ex. 554	Automotive Dealers -----	11
	Sales ----- \$1,000	39 245	55 pt. (554)	Gasoline service stations -----	4
54, 58, 591	Convenience goods stores:		56	Apparel, accessory stores -----	-
	Number -----	25	561, 567	Men's, boys' apparel stores, custom tailors -----	-
	Sales ----- \$1,000	8 910	562-3, 568	Women's clothing, specialty stores -----	-
53 part, 56, 57	Shopping goods stores:		562	Women's ready-to-wear stores -----	-
	Number -----	6	565	Family clothing stores -----	-
	Sales ----- \$1,000	(D)	566	Shoe stores -----	-
52, 55, 59 ex. 591	All other stores:		564, 569	Other apparel, accessory stores -----	-
	Number -----	18	57	Furniture, home furnishings, equipment stores -----	5
	Sales ----- \$1,000	(D)	5712	Furniture stores -----	2
		Number of establishments	5713-15, 19	Other home furnishings stores -----	-
			572, 573	Household appliance, radio, television, music stores -----	3
	Retail stores, total -----	49	58	Eating, drinking places -----	16
52	Lumber, building materials, hardware, farm equipment dealers -----	3	5812	Eating places -----	13
5251	Hardware stores -----	-	5813	Drinking places (alcoholic beverages) -----	3
52 ex. 5251	Other -----	3	59 pt. (591)	Drug stores, proprietary stores -----	1
53 part	General merchandise group stores -----	1	59 ex. 591	Other retail stores -----	-
531	Department stores -----	1	592	Liquor stores -----	-
533	Limited price variety stores -----	-	594	Book, stationery stores -----	-
539	Miscellaneous general merchandise stores -----	-	595	Sporting goods stores, bicycle shops -----	-
			597	Jewelry stores -----	-
			5992	Florists -----	-
54	Food stores -----	8	5996	Camera, photographic supply stores -----	-

MRC No. 2. Includes the planned center known as "Sugar House Shopping Center" and establishments in the area bounded by: Hollywood Ave., S. 11th East, E. 21st South, S. 13th East, Ashton, D. & R.G. R.R. (spur and branch), McClelland, Elm Ave., and S 10th East.

SIC code	Kind of business	Total	SIC code	Kind of business	Number of establishments
	Retail stores, total:				
	Number -----	78	55 ex. 554	Automotive dealers -----	1
	Sales ----- \$1,000	29 818	55 pt. (554)	Gasoline service stations -----	10
54, 58, 591	Convenience goods stores:		56	Apparel, accessory stores -----	15
	Number -----	17	561, 567	Men's, boys' apparel stores, custom tailors -----	3
	Sales ----- \$1,000	5 737	562-3, 568	Women's clothing, specialty stores -----	5
53 part, 56, 57	Shopping goods stores:		562	Women's ready-to-wear stores -----	4
	Number -----	32	565	Family clothing stores -----	1
	Sales ----- \$1,000	21 200	566	Shoe stores -----	6
52, 55, 59 ex. 591	All other stores:		564, 569	Other apparel, accessory stores -----	-
	Number -----	29	57	Furniture, home furnishings, equipment stores -----	11
	Sales ----- \$1,000	2 881	5712	Furniture stores -----	5
		Number of establishments	5713-15, 19	Other home furnishings stores -----	2
			572, 573	Household appliance, radio, television, music stores -----	4
	Retail stores, total -----	78	58	Eating, drinking places -----	9
52	Lumber, building materials, hardware, farm equipment dealers -----	6	5812	Eating places -----	7
5251	Hardware stores -----	-	5813	Drinking places (alcoholic beverages) -----	2
52 ex. 5251	Other -----	6	59 pt. (591)	Drug stores, proprietary stores -----	4
53 part	General merchandise group stores -----	6	59 ex. 591	Other retail stores -----	12
531	Department stores -----	2	592	Liquor stores -----	-
533	Limited price variety stores -----	2	594	Book, stationery stores -----	2
539	Miscellaneous general merchandise stores -----	2	595	Sporting goods stores, bicycle shops -----	2
			597	Jewelry stores -----	2
			5992	Florists -----	-
54	Food stores -----	4	5996	Camera, photographic supply stores -----	-

Standard Notes: - Represents zero. (D) Withheld to avoid disclosure. (NA) Not available.

TABLE 6. Other Major Retail Centers in the SMSA: 1963—Continued

MRC No. 3. Includes the planned center known as "Cottonwood Mall" on Highland Dr. from Murray-Holladay Rd. to Arbor Lane.

SIC code	Kind of business	Total	SIC code	Kind of business	Number of establishments
	Retail stores, total:				
	Number -----	40	55 ex. 554	Automotive Dealers -----	1
	Sales ----- \$1,000--	15 175	55 pt. (554)	Gasoline service stations -----	3
54, 58, 591	Convenience goods stores:		56	Apparel, accessory stores -----	12
	Number -----	8	561, 567	Men's, boys' apparel stores, custom tailors -----	4
	Sales ----- \$1,000--	3 971	562-3, 568	Women's clothing, specialty stores -----	4
53 part, 56, 57	Shopping goods stores:		562	Women's ready-to-wear stores -----	4
	Number -----	19	565	Family clothing stores -----	-
	Sales ----- \$1,000--	9 896	566	Shoe stores -----	4
52, 55, 59 ex. 591	All other stores:		564, 569	Other apparel, accessory stores -----	-
	Number -----	13	57	Furniture, home furnishings, equipment stores -----	4
	Sales ----- \$1,000--	1 308	5712	Furniture stores -----	1
		Number of establishments	5713-15, 19	Other home furnishings stores -----	2
			572, 573	Household appliance, radio, television, music stores -----	1
	Retail stores, total -----	40	58	Eating, drinking places -----	2
52	Lumber, building materials, hardware, farm equipment dealers -----	1	5812	Eating places -----	2
5251	Hardware stores -----	1	5813	Drinking places (alcoholic beverages) -----	-
52 ex. 5251	Other -----	-	59 pt. (591)	Drug stores, proprietary stores -----	1
53 part	General merchandise group stores -----	3	59 ex. 591	Other retail stores -----	8
531	Department stores -----	1	592	Liquor stores -----	-
533	Limited price variety stores -----	1	594	Book, stationery stores -----	1
539	Miscellaneous general merchandise stores -----	1	595	Sporting goods stores, bicycle shops -----	1
		5	597	Jewelry stores -----	1
54	Food stores -----	5	5992	Florists -----	-
			5996	Camera, photographic supply stores -----	1

Standard Notes: - Represents zero. (D) Withheld to avoid disclosure. (NA) Not available.

San Antonio, Tex., SMSA

CONTENTS

[Page numbers listed here omit the chapter prefix, 89-, which appears as part of number for each page]

	page
Standard Metropolitan Statistical Area Map	1
Chart on Retail Sales: 1963 and 1958	3
TABLE 1 The Central Business District: 1963 and 1958	4
2 The City: 1963 and 1958	5
3 The Standard Metropolitan Statistical Area: 1963 and 1958	6
4 CBD, City, SMSA—Sales Comparisons: 1958 and 1963	7
5 CBD Sales as Percent of City and SMSA Sales: 1963 and 1958	8
6 Other Major Retail Centers in the SMSA: 1963	9




SAN ANTONIO, TEXAS

Standard Metropolitan Statistical Area, Central Business District, and Major Retail Centers

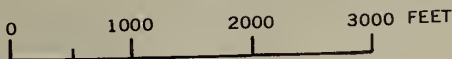


STANDARD METROPOLITAN
STATISTICAL AREA
& CENTRAL CITY



CENTRAL
BUSINESS
DISTRICT

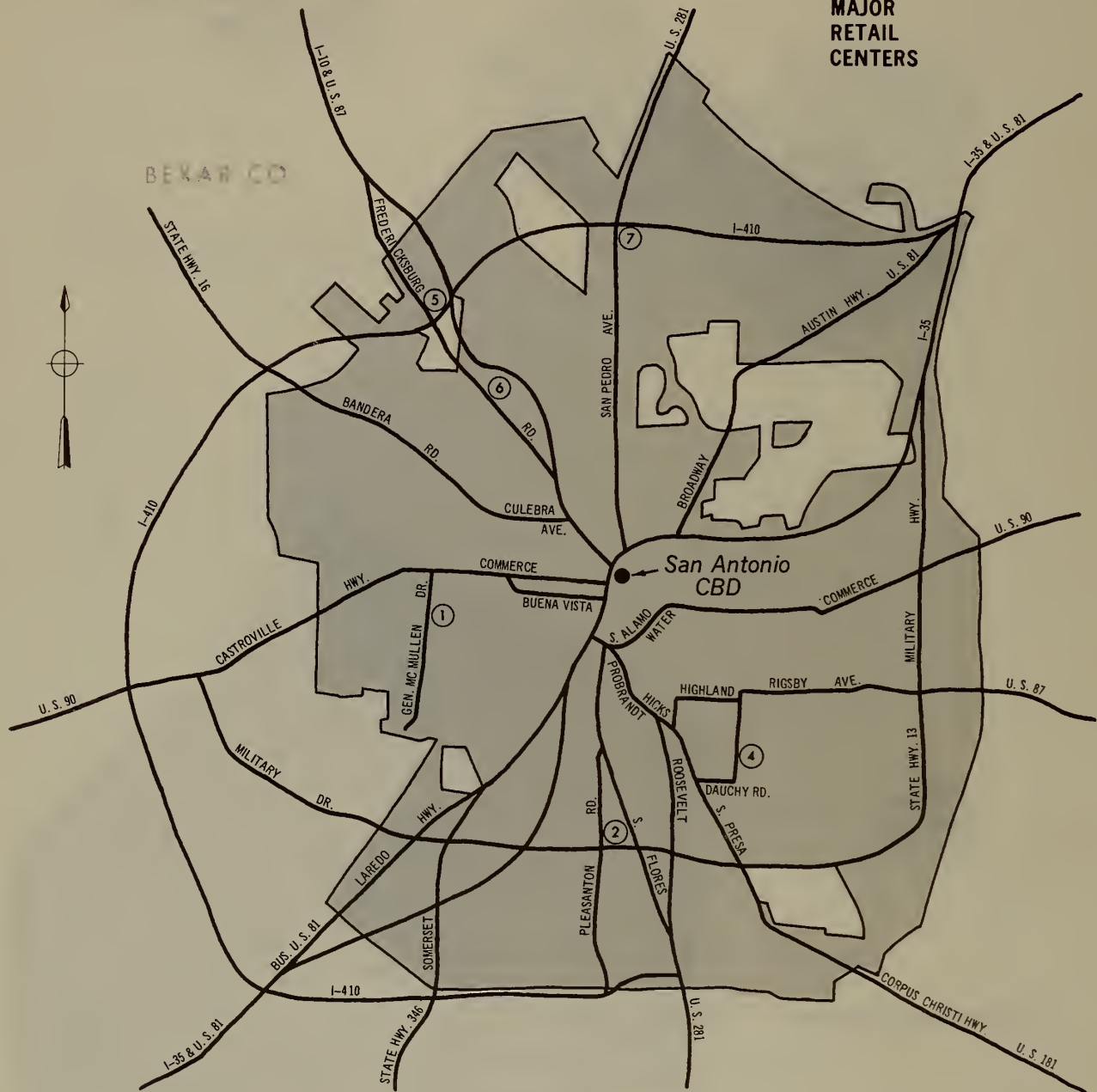
Comprising Census Tract 47



SAN ANTONIO, TEXAS


Standard Metropolitan Statistical Area, Central Business District, and Major Retail Centers

CITY & MAJOR RETAIL CENTERS




- Central Business District
- ① Major Retail Centers

No. 3 Unassigned




San Antonio SMSA

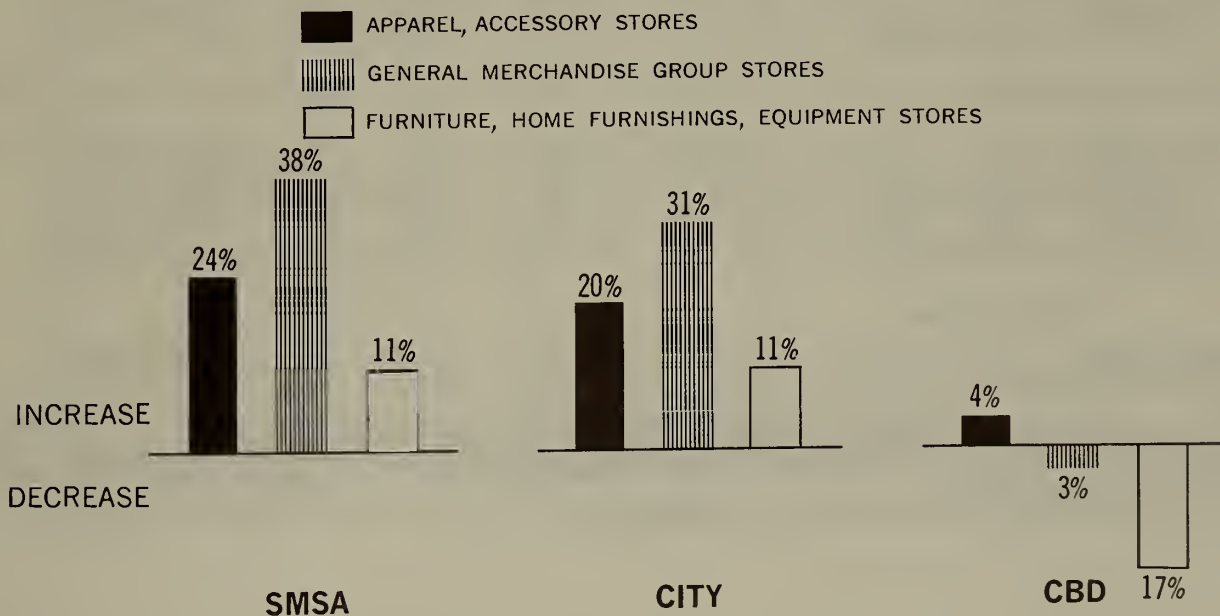
Retail Sales: 1958 and 1963 IN MILLIONS OF DOLLARS



San Antonio



Percent Change in Sales, 1958-1963 by Types of Stores



1963 CENSUS OF BUSINESS, U.S. Department of Commerce, Bureau of the Census

TABLE 1. The Central Business District: 1963 and 1958

SIC code	Kind of business	1963				1958 ^{1†}		
		Estab- lish- ments (number)	Sales (\$1,000)	Payroll, entire year (\$1,000)	Paid employees, workweek ended nearest Nov. 15 (number)	Estab- lish- ments (number)	Sales (\$1,000)	Payroll, entire year (\$1,000)
	RETAIL STORES							
	Total ² -----	670	172 415	27 111	8 775	735	175 558	26 912
52	Lumber, building materials, hardware, farm equip- ment dealers -----	8	1 508	180	48	18	2 315	289
5251	Hardware stores -----	1	(D)	(D)	(D)	5	302	49
52 ex. 5251	Other -----	7	(D)	(D)	(D)	13	2 013	240
53 part ²	General merchandise group stores ² -----	30	66 237	11 027	3 655	30	68 277	11 808
531	Department stores -----	6	53 160	8 820	2 801	6	(D)	(D)
533	Limited price variety stores -----	9	6 480	1 195	543	8	7 155	1 252
539	Miscellaneous general merchandise stores -----	15	6 597	1 012	311	16	(D)	(D)
54	Food stores -----	43	2 767	252	116	63	3 302	222
55 ex. 554	Automotive dealers -----	23	31 362	2 599	461	29	28 712	2 510
55 pt. (554)	Gasoline service stations -----	19	1 229	137	55	24	1 413	140
56	Apparel, accessory stores -----	122	30 529	5 538	1 743	130	29 365	4 725
561, 567	Men's, boys' apparel stores, custom tailors -----	36	11 831	2 323	627	34	8 767	1 654
562-3, 568	Women's clothing, specialty stores -----	36	10 718	1 799	636	31	11 043	1 593
562	Women's ready-to-wear stores ³ -----	20	8 073	1 240	441	22	10 081	1 464
565	Family clothing stores ³ -----	18	(D)	(D)	(D)	20	2 937	425
566	Shoe stores -----	30	4 406	765	211	39	5 502	822
564, 569	Other apparel, accessory stores -----	2	(D)	(D)	(D)	6	1 116	231
57	Furniture, home furnishings, equipment stores -----	53	11 782	2 315	664	53	14 145	2 436
5712	Furniture stores -----	26	9 165	1 850	509	26	10 616	1 828
5713-15, 19	Other home furnishings stores -----	3	(D)	(D)	(D)	4	289	144
572, 573	Household appliance, radio, television, music stores -----	24	(D)	(D)	(D)	23	3 240	464
58	Eating, drinking places -----	191	9 702	2 243	1 178	214	9 206	1 842
5812	Eating places -----	127	8 152	2 032	1 049	147	7 379	1 605
5813	Drinking places (alcoholic beverages) -----	64	1 550	211	129	67	1 827	237
59 pt. (591)	Drug stores, proprietary stores -----	28	4 575	815	259	25	4 765	773
59 ex. 591	Other retail stores ⁴ -----	153	12 724	2 005	596	149	14 058	2 167
592	Liquor stores -----	10	764	52	21	10	796	51
594	Book, stationery stores -----	4	(D)	(D)	(D)	9	426	61
595	Sporting goods stores, bicycle shops -----	11	1 555	253	57	12	1 761	244
597	Jewelry stores -----	36	5 416	788	250	24	5 797	919
5992	Florists -----	5	191	31	11	9	229	45
5996	Camera, photographic supply stores -----	2	(D)	(D)	(D)	3	508	76
	SELECTED SERVICES							
7011	Hotels, motels -----	32	9 602	3 598	1 965	31	8 906	3 097
783	Motion picture theaters -----	8	1 794	455	184	8	2 049	466

Standard Notes: - Represents zero. (D) Withheld to avoid disclosure. (NA) Not available. [†]1958 data revised.

¹1958 group totals for SIC 53 and 56 may include data for "nonemployer" establishments which could not be classified and tabulated by detailed kinds of business.

²Excludes nonstore retailers (i.e., mail order, direct selling, merchandise vending machine operators) part of SIC 53.

³1958 data limited to "employer" establishments.

⁴Includes data for those kinds of business in SIC 59 (ex. 591) not covered in any of the lines below.

TABLE 2. The City: 1963 and 1958

SIC code	Kind of business	1963				1958 ¹		
		Estab- lish- ments (number)	Sales (\$1,000)	Payroll, entire year (\$1,000)	Paid employees, workweek ended nearest Nov. 15 (number)	Estab- lish- ments (number)	Sales (\$1,000)	Payroll, entire year (\$1,000)
	RETAIL STORES							
	Total ² -----	4 848	713 596	84 369	28 636	4 944	634 231	70 717
52	Lumber, building materials, hardware, farm equip- ment dealers -----	160	27 701	3 614	837	215	27 228	3 143
5251	Hardware stores -----	31	(D)	(D)	(D)	41	(D)	(D)
52 ex. 5251	Other -----	129	(D)	(D)	(D)	174	(D)	(D)
53 part ³	General merchandise group stores ² -----	127	130 905	18 456	6 484	177	99 701	15 504
531	Department stores -----	18	(D)	(D)	(D)	8	68 568	11 109
533	Limited price variety stores -----	60	15 407	2 580	1 235	64	(D)	(D)
539	Miscellaneous general merchandise stores -----	49	(D)	(D)	(D)	77	(D)	(D)
54	Food stores -----	979	153 422	9 934	3 990	1 100	157 496	8 533
55 ex. 554	Automotive dealers -----	347	159 029	14 861	2 952	350	138 885	13 102
55 pt. (554)	Gasoline service stations -----	639	47 708	4 880	1 937	617	42 228	4 246
56	Apparel, accessory stores -----	279	47 361	7 840	2 568	259	39 445	6 287
561, 567	Men's, boys' apparel stores, custom tailors -----	58	13 930	2 601	731	56	10 403	1 950
562-3, 568	Women's clothing, specialty stores -----	88	17 466	2 748	998	80	15 445	2 353
562	Women's ready-to-wear stores ³ -----	65	14 159	2 103	775	60	(D)	(D)
565	Family clothing stores ³ -----	42	(D)	(D)	(D)	27	4 018	554
566	Shoe stores -----	72	9 439	1 437	414	62	7 612	1 089
564, 569	Other apparel, accessory stores -----	19	(D)	(D)	(D)	28	(D)	(D)
57	Furniture, home furnishings, equipment stores -----	214	30 934	5 379	1 454	215	27 975	4 215
5712	Furniture stores -----	89	17 102	(D)	(D)	87	16 860	2 653
5713-15, 19	Other home furnishings stores -----	27	2 109	(D)	(D)	27	1 214	214
572, 573	Household appliance, radio, television, music stores -----	98	11 723	1 874	550	101	9 901	1 348
58	Eating, drinking places -----	1 200	49 728	10 498	5 426	1 134	41 050	7 927
5812	Eating places -----	723	40 618	9 526	4 790	714	33 033	7 100
5813	Drinking places (alcoholic beverages) -----	477	9 110	972	636	420	8 017	827
59 pt. (591)	Drug stores, proprietary stores -----	168	22 286	3 846	1 249	161	19 449	3 095
59 ex. 591	Other retail stores ⁴ -----	735	44 522	5 061	1 739	716	40 774	4 665
592	Liquor stores -----	158	14 284	724	301	114	11 504	625
594	Book, stationery stores -----	6	480	74	24	10	(D)	(D)
595	Sporting goods stores, bicycle shops -----	32	2 001	275	62	24	(D)	(D)
597	Jewelry stores -----	58	7 146	988	330	50	(D)	(D)
5992	Florists -----	64	1 871	301	117	73	1 549	278
5996	Camera, photographic supply stores -----	9	(D)	(D)	(D)	12	1 361	177
	SELECTED SERVICES							
7011	Hotels, motels -----	151	14 739	4 622	2 561	179	12 487	3 770
783	Motion picture theaters -----	33	(D)	(D)	(D)	32	(D)	(D)

Standard Notes: - Represents zero. (D) Withheld to avoid disclosure. (NA) Not available.
¹1958 group totals for SIC 53 and 56 may include data for "nonemployer" establishments which could not be classified and tabulated by detailed kinds of business.
²Excludes nonstore retailers (i.e., mail order, direct selling, merchandise vending machine operators) part of SIC 53.
³1958 data limited to "employer" establishments.
⁴Includes data for those kinds of business in SIC 59 (ex. 591) not covered in any of the lines below.

TABLE 3. The Standard Metropolitan Statistical Area: 1963 and 1958

SIC code	Kind of business	1963				1958 ¹		
		Estab- lish- ments (number)	Sales (\$1,000)	Payroll, entire year (\$1,000)	Paid employees, workweek ended nearest Nov. 15 (number)	Estab- lish- ments (number)	Sales (\$1,000)	Payroll, entire year (\$1,000)
	RETAIL STORES							
	Total ² -----	5 607	793 684	93 168	32 236	5 712	690 996	76 116
52	Lumber, building materials, hardware, farm equip- ment dealers -----	198	33 179	4 323	1 037	253	33 281	3 887
5251	Hardware stores -----	33	1 780	181	63	46	3 824	408
52 ex. 5251	Other -----	165	31 399	4 142	974	207	29 457	3 479
53 part ³	General merchandise group stores ² -----	160	141 439	20 002	7 104	215	102 205	15 709
531	Department stores -----	19	105 095	14 970	5 005	8	68 568	11 109
533	Limited price variety stores -----	69	16 570	2 763	1 329	68	16 201	2 450
539	Miscellaneous general merchandise stores -----	72	19 774	2 269	770	82	17 436	2 150
54	Food stores -----	1 124	179 305	11 577	4 726	1 279	176 927	9 659
55 ex. 554	Automotive dealers -----	392	166 106	15 444	3 151	377	142 600	13 399
55 pt. (554)	Gasoline service stations -----	756	55 755	5 690	2 284	745	49 800	5 036
56	Apparel, accessory stores -----	310	51 933	8 493	2 818	286	41 871	6 602
561, 567	Men's, boys' apparel stores, custom tailors -----	65	15 513	2 881	813	61	10 937	2 014
562-3, 568	Women's clothing, specialty stores -----	98	18 795	2 907	1 074	90	16 243	2 467
562	Women's ready-to-wear stores ³ -----	74	15 451	2 256	849	69	15 093	2 329
565	Family clothing stores ³ -----	46	6 027	996	421	31	(D)	(D)
566	Shoe stores -----	79	10 088	1 532	442	66	7 898	1 175
564, 569	Other apparel, accessory stores -----	22	1 510	177	68	32	(D)	(D)
57	Furniture, home furnishings, equipment stores -----	249	32 824	5 621	1 538	236	29 625	4 467
5712	Furniture stores -----	105	18 171	3 138	828	92	17 547	2 772
5713-15, 19	Other home furnishings stores -----	33	2 237	503	126	27	1 214	214
572, 573	Household appliance, radio, television, music stores -----	111	12 416	1 980	584	117	10 864	1 481
58	Eating, drinking places -----	1 382	56 748	12 034	6 220	1 329	46 572	8 903
5812	Eating places -----	828	46 342	10 933	5 496	825	37 344	7 970
5813	Drinking places (alcoholic beverages) -----	554	10 406	1 101	724	504	9 228	933
59 pt. (591)	Drug stores, proprietary stores -----	189	25 383	4 292	1 385	173	21 212	3 318
59 ex. 591	Other retail stores ⁴ -----	847	51 012	5 692	1 973	819	46 903	5 136
592	Liquor stores -----	180	15 709	793	334	132	12 813	695
594	Book, stationery stores -----	11	564	80	29	12	568	85
595	Sporting goods stores, bicycle shops -----	35	2 137	303	70	25	2 254	283
597	Jewelry stores -----	65	7 622	1 056	363	56	6 529	1 011
5992	Florists -----	73	2 051	330	131	81	1 805	329
5996	Camera, photographic supply stores -----	10	(D)	(D)	(D)	15	1 530	197
	SELECTED SERVICES							
7011	Hotels, motels -----	172	15 216	4 727	2 611	191	12 738	3 828
783	Motion picture theaters -----	37	4 324	1 107	520	39	(D)	(D)

Standard Notes: - Represents zero. (D) Withheld to avoid disclosure. (NA) Not available.

¹1958 group totals for SIC 53 and 56 may include data for "nonemployer" establishments which could not be classified and tabulated by detailed kinds of business.

²Excludes nonstore retailers (i.e., mail order, direct selling, merchandise vending machine operators) part of SIC 53.

³1958 data limited to "employer" establishments.

⁴Includes data for those kinds of business in SIC 59 (ex. 591) not covered in any of the lines below.

TABLE 4. CBD, City, SMSA—Sales Comparisons: 1958 and 1963

SIC code	Kind of business	Percent change in sales			Percent distribution of sales					
		Central business district	City	Standard metropolitan statistical area	Central business district		City		Standard metropolitan statistical area	
					1963	1958	1963	1958	1963	1958
RETAIL STORES										
	Total ² -----	-1.8	12.5	14.9	100.0	100.0	100.0	100.0	100.0	100.0
52	Lumber, building materials, hardware, farm equipment dealers -----	-34.9	1.7	-0.3	0.9	1.3	3.9	4.3	4.2	4.8
5251	Hardware stores -----	(D)	(D)	-53.5	(D)	0.2	(D)	(D)	0.2	0.6
52 ex. 5251	Other -----	(D)	(D)	6.6	(D)	1.1	(D)	(D)	4.0	4.3
53 part ²	General merchandise group stores ^{1,2} -----	-3.0	31.3	38.4	38.4	38.9	18.3	15.7	17.8	14.8
531	Department stores -----	(D)	(D)	53.3	30.8	(D)	(D)	10.8	13.2	9.9
533	Limited price variety stores -----	-9.4	(D)	2.3	3.8	4.1	2.2	(D)	2.1	2.3
539	Miscellaneous general merchandise stores -----	(D)	(D)	13.4	3.8	(D)	(D)	(D)	2.5	2.5
54	Food stores -----	-16.2	-2.6	1.3	1.6	1.9	21.5	24.8	22.6	25.6
55 ex. 554	Automotive dealers -----	9.2	14.5	16.5	18.2	16.4	22.3	21.9	20.9	20.6
55 pt. (554)	Gasoline service stations -----	-13.0	13.0	12.0	0.7	0.8	6.7	6.7	7.0	7.2
56	Apparel, accessory stores ¹ -----	4.0	20.1	24.0	17.7	16.7	6.6	6.2	6.5	6.1
561, 567	Men's, boys' apparel stores, custom tailors -----	34.9	33.9	41.8	6.9	5.0	2.0	1.6	2.0	1.6
562-3, 568	Women's clothing, specialty stores -----	-3.0	13.1	15.7	6.2	6.3	2.4	2.4	2.4	2.4
562	Women's ready-to-wear stores ³ -----	-19.9	(D)	2.4	4.7	5.7	2.0	(D)	1.9	2.2
565	Family clothing stores ³ -----	(D)	(D)	(D)	(D)	(D)	(D)	0.6	0.8	(C)
566	Shoe stores -----	-19.9	24.0	27.7	2.6	3.1	1.3	1.2	1.3	1.1
564, 569	Other apparel, accessory stores -----	(D)	(D)	(C)	(D)	0.6	(D)	(D)	0.2	(C)
57	Furniture, home furnishings, equipment stores -----	-16.7	10.6	10.8	6.8	8.1	4.3	4.4	4.1	4.3
5712	Furniture stores -----	-13.7	1.4	3.6	5.3	6.0	2.4	2.7	2.3	2.5
5713-15, 19	Other home furnishings stores -----	(D)	73.7	84.3	(D)	0.2	0.3	0.2	0.3	0.2
572, 573	Household appliance, radio, television, music stores -----	(D)	18.4	14.3	(D)	1.8	1.6	1.6	1.6	1.6
58	Eating, drinking places -----	5.4	21.1	21.9	5.6	5.2	7.0	6.5	7.1	6.7
5812	Eating places -----	10.5	23.0	24.1	4.7	4.2	5.7	5.2	5.8	5.4
5813	Drinking places (alcoholic beverages) -----	-15.2	13.6	12.8	0.9	1.0	1.3	1.3	1.3	1.3
59 pt. (591)	Drug stores, proprietary stores -----	-4.0	14.6	19.7	2.7	2.7	3.1	3.1	3.2	3.1
59 ex. 591	Other retail stores ⁴ -----	-9.5	9.2	8.8	7.4	8.0	6.2	6.4	6.4	6.8
592	Liquor stores -----	-4.0	24.2	22.6	0.4	0.5	2.0	1.8	2.0	1.9
594	Book, stationery stores -----	(D)	(D)	-0.7	(D)	0.2	0.1	(D)	0.1	0.1
595	Sporting goods stores, bicycle shops -----	-11.7	(D)	-5.2	0.9	1.0	0.3	(D)	0.3	0.3
597	Jewelry stores -----	-6.6	(D)	16.7	3.1	3.3	1.0	(D)	1.0	0.9
5992	Florists -----	-16.6	20.8	13.6	0.1	0.1	0.3	0.2	0.3	0.3
5996	Camera, photographic supply stores -----	(D)	(D)	(D)	(D)	0.3	(C)	0.2	(C)	0.2
SELECTED SERVICES										
7011	Hotels, motels -----	7.8	18.0	19.5	(X)	(X)	(X)	(X)	(X)	(X)
783	Motion picture theaters -----	-12.5	(D)	(D)	(X)	(X)	(X)	(X)	(X)	(X)

Standard Notes: - Represents zero. (D) Withheld to avoid disclosure. (NA) Not available. (X) Not applicable. (-) Minus sign before number denotes decrease.
¹1958 group totals for SIC 53 and 56 may include data for "nonemployer" establishments which could not be classified and tabulated by detailed kinds of business.
²Excludes nonstore retailers (i.e., mail order, direct selling, merchandise vending machine operators) part of SIC 53.
³1958 data limited to "employer" establishments.
⁴Includes data for those kinds of business in SIC 59 (ex. 591) not covered in any of the lines below.

TABLE 5. CBD Sales as Percent of City and SMSA Sales: 1963 and 1958

SIC code	Kind of business	Central business district sales as—			
		Percent of city sales		Percent of standard metropolitan statistical area sales	
		1963	1958	1963	1958
	RETAIL STORES				
	Total ² -----	24.2	27.7	21.7	25.4
52	Lumber, building materials, hardware, farm equipment dealers -----	5.4	8.5	4.5	7.0
5251	Hardware stores -----	(0)	(0)	(0)	7.9
52 ex. 5251	Other -----	(0)	(0)	(0)	6.8
53 part ¹	General merchandise group stores ^{1,2} -----	50.6	68.5	46.8	66.8
531	Department stores -----	(0)	(0)	50.6	(0)
533	Limited price variety stores -----	42.1	(0)	39.1	44.2
539	Miscellaneous general merchandise stores -----	(0)	(0)	33.4	(0)
54	Food stores -----	1.8	2.1	1.5	1.9
55 ex. 554	Automotive dealers -----	19.7	20.7	18.9	20.1
55 pt. (554)	Gasoline service stations -----	2.6	3.3	2.2	2.8
56	Apparel, accessory stores ¹ -----	64.5	74.4	58.8	70.1
561, 567	Men's, boys' apparel stores, custom tailors -----	84.9	84.3	76.3	80.2
562-3, 568	Women's clothing, specialty stores -----	61.4	71.5	57.0	68.0
562	Women's ready-to-wear stores ³ -----	(0)	(0)	52.2	66.8
565	Family clothing stores ³ -----	(0)	73.1	(0)	(0)
566	Shoe stores -----	46.7	72.3	43.7	69.7
564, 569	Other apparel, accessory stores -----	(0)	(0)	(0)	(0)
57	Furniture, home furnishings, equipment stores -----	38.1	50.6	35.9	47.7
5712	Furniture stores -----	53.6	63.0	50.4	60.5
5713-15, 19	Other home furnishings stores -----	(0)	23.8	(0)	23.8
572, 573	Household appliance, radio, television, music stores -----	(0)	32.7	(0)	29.8
58	Eating, drinking places -----	19.5	22.4	17.1	19.8
5812	Eating places -----	20.1	22.3	17.6	19.8
5813	Drinking places (alcoholic beverages) -----	17.0	22.8	14.9	19.8
59 pt. (591)	Drug stores, proprietary stores -----	20.5	24.5	18.0	22.5
59 ex. 591	Other retail stores ⁴ -----	28.6	34.5	24.9	30.0
592	Liquor stores -----	5.3	6.9	4.9	6.2
594	Book, stationery stores -----	(0)	(0)	(0)	75.0
595	Sporting goods stores, bicycle shops -----	77.7	(0)	72.8	78.1
597	Jewelry stores -----	75.8	(0)	71.1	88.8
5992	Florists -----	10.2	14.8	9.3	12.7
5996	Camera, photographic supply stores -----	(0)	37.3	(0)	33.2
	SELECTED SERVICES				
7011	Hotels, motels -----	65.1	71.3	63.1	69.9
783	Motion picture theaters -----	(0)	(0)	41.5	(0)

Standard Notes: - Represents zero. (D) Withheld to avoid disclosure. (NA) Not available.

¹1958 group totals for SIC 53 and 56 may include data for "nonemployer" establishments which could not be classified and tabulated by detailed kinds of business.

²Excludes nonstore retailers (i.e., mail order, direct selling, merchandise vending machine operators) part of SIC 53.

³1958 data limited to "employer" establishments.

⁴Includes data for those kinds of business in SIC 59 (ex. 591) not covered in any of the lines below.

TABLE 6. Other Major Retail Centers in the SMSA: 1963

MRC No. 1. Includes the planned center known as "Plaza de Las Palmas" and establishments on north side of Castroville Rd. from Gen. Clements McMullen Dr. to Inca and on Gen. Clements McMullen Dr. from Castroville Rd. to north property line of Plaza de Las Palmas. (San Antonio city)

SIC code	Kind of business	Total	SIC code	Kind of business	Number of establishments
	Retail stores, total:				
	Number -----	20	55 ex. 554	Automotive Dealers -----	2
	Sales ----- \$1,000	10 126	55 pt. (554)	Gasoline service stations -----	1
54, 58, 591	Convenience goods stores:		56	Apparel, accessory stores -----	6
	Number -----	3	561, 567	Men's, boys' apparel stores, custom tailors -----	1
	Sales ----- \$1,000	(D)	562-3, 568	Women's clothing, specialty stores -----	3
53 part, 56, 57	Shopping goods stores:		562	Women's ready-to-wear stores -----	3
	Number -----	11	565	Family clothing stores -----	-
	Sales ----- \$1,000	4 873	566	Shoe stores -----	2
52, 55, 59 ex. 591	All other stores:		564, 569	Other apparel, accessory stores -----	-
	Number -----	6	57	Furniture, home furnishings, equipment stores -----	2
	Sales ----- \$1,000	(D)	5712	Furniture stores -----	-
			5713-15, 19	Other home furnishings stores -----	-
		Number of establishments	572, 573	Household appliance, radio, television, music stores -----	2
	Retail stores, total -----	20	58	Eating, drinking places -----	-
52	Lumber, building materials, hardware, farm equipment dealers -----	-	5812	Eating places -----	-
5251	Hardware stores -----	-	5813	Drinking places (alcoholic beverages) -----	-
52 ex. 5251	Other -----	-	59 pt. (591)	Drug stores, proprietary stores -----	1
53 part	General merchandise group stores -----	3	59 ex. 591	Other retail stores -----	3
531	Department stores -----	1	592	Liquor stores -----	-
533	Limited price variety stores -----	1	594	Book, stationery stores -----	-
539	Miscellaneous general merchandise stores -----	1	595	Sporting goods stores, bicycle shops -----	1
			597	Jewelry stores -----	-
			5992	Florists -----	-
54	Food stores -----	2	5996	Camera, photographic supply stores -----	-

MRC No. 2. Includes establishments on S.W. Military Dr. from Norma St. to Clamp Ave. and on Pleasanton Rd. from McCauley Dr. to Verne (San Antonio city)

SIC code	Kind of business	Total	SIC code	Kind of business	Number of establishments
	Retail stores, total:				
	Number -----	47	55 ex. 554	Automotive dealers -----	5
	Sales ----- \$1,000	25 175	55 pt. (554)	Gasoline service stations -----	7
54, 58, 591	Convenience goods stores:		56	Apparel, accessory stores -----	8
	Number -----	9	561, 567	Men's, boys' apparel stores, custom tailors -----	1
	Sales ----- \$1,000	4 409	562-3, 568	Women's clothing, specialty stores -----	3
53 part, 56, 57	Shopping goods stores:		562	Women's ready-to-wear stores -----	2
	Number -----	14	565	Family clothing stores -----	2
	Sales ----- \$1,000	17 041	566	Shoe stores -----	3
52, 55, 59 ex. 591	All other stores:		564, 569	Other apparel, accessory stores -----	-
	Number -----	24	57	Furniture, home furnishings, equipment stores -----	4
	Sales ----- \$1,000	3 725	5712	Furniture stores -----	1
		Number of establishments	5713-15, 19	Other home furnishings stores -----	-
			572, 573	Household appliance, radio, television, music stores -----	3
	Retail stores, total -----	47	58	Eating, drinking places -----	3
52	Lumber, building materials, hardware, farm equipment dealers -----	1	5812	Eating places -----	3
5251	Hardware stores -----	-	5813	Drinking places (alcoholic beverages) -----	-
52 ex. 5251	Other -----	1	59 pt. (591)	Drug stores, proprietary stores -----	2
53 part	General merchandise group stores -----	2	59 ex. 591	Other retail stores -----	11
531	Department stores -----	1	592	Liquor stores -----	3
533	Limited price variety stores -----	-	594	Book, stationery stores -----	-
539	Miscellaneous general merchandise stores -----	1	595	Sporting goods stores, bicycle shops -----	1
			597	Jewelry stores -----	3
			5992	Florists -----	-
54	Food stores -----	4	5996	Camera, photographic supply stores -----	-

Standard Notes: - Represents zero. (D) Withheld to avoid disclosure. (NA) Not available.

TABLE 6. Other Major Retail Centers in the SMSA: 1963—Continued

MRC No. 4. Includes the planned center known as "McCreless Shopping City" on the east side of S. New Braunfels Ave. from Dauchy Rd. and Ada St. (San Antonio city)

SIC code	Kind of business	Total	SIC code	Kind of business	Number of establishments
	Retail stores, total:				
	Number -----	31	55 ex. 554	Automotive Dealers -----	1
	Sales ----- \$1,000--	13 988	55 pt. (554)	Gasoline service stations -----	2
54, 58, 591	Convenience goods stores:		56	Apparel, accessory stores -----	10
	Number -----	5	561, 567	Men's, boys' apparel stores, custom tailors -----	1
	Sales ----- \$1,000--	(D)	562-3, 568	Women's clothing, specialty stores -----	5
53 part, 56, 57	Shopping goods stores:		562	Women's ready-to-wear stores -----	5
	Number -----	16	565	Family clothing stores -----	1
	Sales ----- \$1,000--	8 740	566	Shoe stores -----	3
52, 55, 59 ex. 591	All other stores:		564, 569	Other apparel, accessory stores -----	-
	Number -----	10	57	Furniture, home furnishings, equipment stores -----	2
	Sales ----- \$1,000--	(D)	5712	Furniture stores -----	1
			5713-15, 19	Other home furnishings stores -----	-
			572, 573	Household appliance, radio, television, music stores -----	1
	Retail stores, total -----	31	58	Eating, drinking places -----	2
52	Lumber, building materials, hardware, farm equipment dealers -----	1	5812	Eating places -----	2
5251	Hardware stores -----	1	5813	Drinking places (alcoholic beverages) -----	-
52 ex. 5251	Other -----	-	59 pt. (591)	Drug stores, proprietary stores -----	1
53 part	General merchandise group stores -----	4	59 ex. 591	Other retail stores -----	5
531	Department stores -----	2	592	Liquor stores -----	-
533	Limited price variety stores -----	2	594	Book, stationery stores -----	-
539	Miscellaneous general merchandise stores -----	-	595	Sporting goods stores, bicycle shops -----	-
			597	Jewelry stores -----	2
			5992	Florists -----	-
54	Food stores -----	3	5996	Camera, photographic supply stores -----	-

MRC No. 5. Includes the planned center known as "Wonderland Shopping City" and establishments along the 4500 block of Fredericksburg Rd. near the intersection with Loop 13 (U. S. Hwy. 410)

SIC code	Kind of business	Total	SIC code	Kind of business	Number of establishments
	Retail stores, total:				
	Number -----	38	55 ex. 554	Automotive dealers -----	-
	Sales ----- \$1,000--	15 230	55 pt. (554)	Gasoline service stations -----	2
54, 58, 591	Convenience goods stores:		56	Apparel, accessory stores -----	8
	Number -----	7	561, 567	Men's, boys' apparel stores, custom tailors -----	1
	Sales ----- \$1,000--	4 731	562-3, 568	Women's clothing, specialty stores -----	2
53 part, 56, 57	Shopping goods stores:		562	Women's ready-to-wear stores -----	1
	Number -----	16	565	Family clothing stores -----	2
	Sales ----- \$1,000--	9 359	566	Shoe stores -----	2
52, 55, 59 ex. 591	All other stores:		564, 569	Other apparel, accessory stores -----	1
	Number -----	15	57	Furniture, home furnishings, equipment stores -----	5
	Sales ----- \$1,000--	1 140	5712	Furniture stores -----	2
			5713-15, 19	Other home furnishings stores -----	-
			572, 573	Household appliance, radio, television, music stores -----	3
	Retail stores, total -----	38	58	Eating, drinking places -----	3
52	Lumber, building materials, hardware, farm equipment dealers -----	-	5812	Eating places -----	3
5251	Hardware stores -----	-	5813	Drinking places (alcoholic beverages) -----	-
52 ex. 5251	Other -----	-	59 pt. (591)	Drug stores, proprietary stores -----	1
53 part	General merchandise group stores -----	3	59 ex. 591	Other retail stores -----	13
531	Department stores -----	1	592	Liquor stores -----	1
533	Limited price variety stores -----	2	594	Book, stationery stores -----	1
539	Miscellaneous general merchandise stores -----	-	595	Sporting goods stores, bicycle shops -----	-
			597	Jewelry stores -----	2
			5992	Florists -----	-
54	Food stores -----	3	5996	Camera, photographic supply stores -----	-

Note: To facilitate comparison with 1958 data, the numbers assigned to MRC's are the same as those used in the reports of the 1958 census. For this reason, MRC No. 3 is not used in this report.

Standard Notes: - Represents zero. (D) Withheld to avoid disclosure. (NA) Not available.

TABLE 6. Other Major Retail Centers in the SMSA: 1963—Continued


MRC No. 6. Includes the planned center known as "Northwest Center" on east side of Fredericksburg Rd. from Gardina to Renner Dr. (San Antonio city)

SIC code	Kind of business	Total	SIC code	Kind of business	Number of establishments
	Retail stores, total:				
	Number	17	55 ex. 554	Automotive Dealers	2
	Sales	6 528	55 pt. (554)	Gasoline service stations	1
54, 58, 591	Convenience goods stores:		56	Apparel, accessory stores	3
	Number	5	561, 567	Men's, boys' apparel stores, custom tailors	-
	Sales	3 605	562-3, 568	Women's clothing, specialty stores	1
53 part, 56, 57	Shopping goods stores:		562	Women's ready-to-wear stores	1
	Number	5	565	Family clothing stores	-
	Sales	1 856	566	Shoe stores	1
52, 55, 59 ex. 591	All other stores:		564, 569	Other apparel, accessory stores	1
	Number	7	57	Furniture, home furnishings, equipment stores	-
	Sales	1 067	5712	Furniture stores	-
		Number of establishments	5713-15, 19	Other home furnishings stores	-
			572, 573	Household appliance, radio, television, music stores	-
	Retail stores, total	17	58	Eating, drinking places	2
52	Lumber, building materials, hardware, farm equipment dealers	-	5812	Eating places	1
5251	Hardware stores	-	5813	Drinking places (alcoholic beverages)	1
52 ex. 5251	Other	-	59 pt. (591)	Drug stores, proprietary stores	1
53 part	General merchandise group stores	2	59 ex. 591	Other retail stores	4
531	Department stores	1	592	Liquor stores	-
533	Limited price variety stores	1	594	Book, stationery stores	-
539	Miscellaneous general merchandise stores	-	595	Sporting goods stores, bicycle shops	-
			597	Jewelry stores	1
54	Food stores	2	5992	Florists	-
			5996	Camera, photographic supply stores	1

MRC No. 7. Includes the planned center known as "North Star Mall" on the east side of San Pedro Ave. from Rector Dr. to Loop 13 (U. S. Hwy 410) (San Antonio city)

SIC code	Kind of business	Total	SIC code	Kind of business	Number of establishments
	Retail stores, total:				
	Number	64	55 ex. 554	Automotive dealers	1
	Sales	15 273	55 pt. (554)	Gasoline service stations	1
54, 58, 591	Convenience goods stores:		56	Apparel, accessory stores	21
	Number	9	561, 567	Men's, boys' apparel stores, custom tailors	5
	Sales	3 592	562-3, 568	Women's clothing, specialty stores	10
53 part, 56, 57	Shopping goods stores:		562	Women's ready-to-wear stores	8
	Number	33	565	Family clothing stores	-
	Sales	9 663	566	Shoe stores	5
52, 55, 59 ex. 591	All other stores:		564, 569	Other apparel, accessory stores	1
	Number	22	57	Furniture, home furnishings, equipment stores	7
	Sales	2 018	5712	Furniture stores	1
		Number of establishments	5713-15, 19	Other home furnishings stores	2
			572, 573	Household appliance, radio, television, music stores	4
	Retail stores, total	64	58	Eating, drinking places	4
52	Lumber, building materials, hardware, farm equipment dealers	1	5812	Eating places	4
5251	Hardware stores	-	5813	Drinking places (alcoholic beverages)	-
52 ex. 5251	Other	1	59 pt. (591)	Drug stores, proprietary stores	1
53 part	General merchandise group stores	5	59 ex. 591	Other retail stores	19
531	Department stores	2	592	Liquor stores	1
533	Limited price variety stores	1	594	Book, stationery stores	-
539	Miscellaneous general merchandise stores	2	595	Sporting goods stores, bicycle shops	2
			597	Jewelry stores	2
54	Food stores	4	5992	Florists	1
			5996	Camera, photographic supply stores	1

Standard Notes: - Represents zero. (D) Withheld to avoid disclosure. (NA) Not available.



San Diego, Calif., SMSA

CONTENTS

[Page numbers listed here omit the chapter prefix, 90-, which appears as part of number for each page]

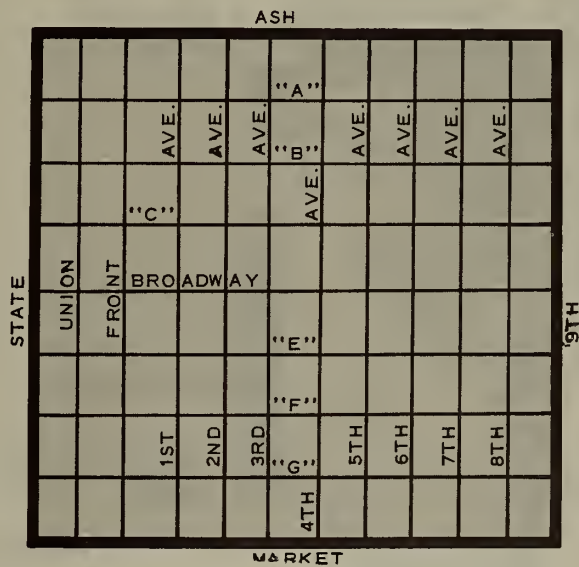
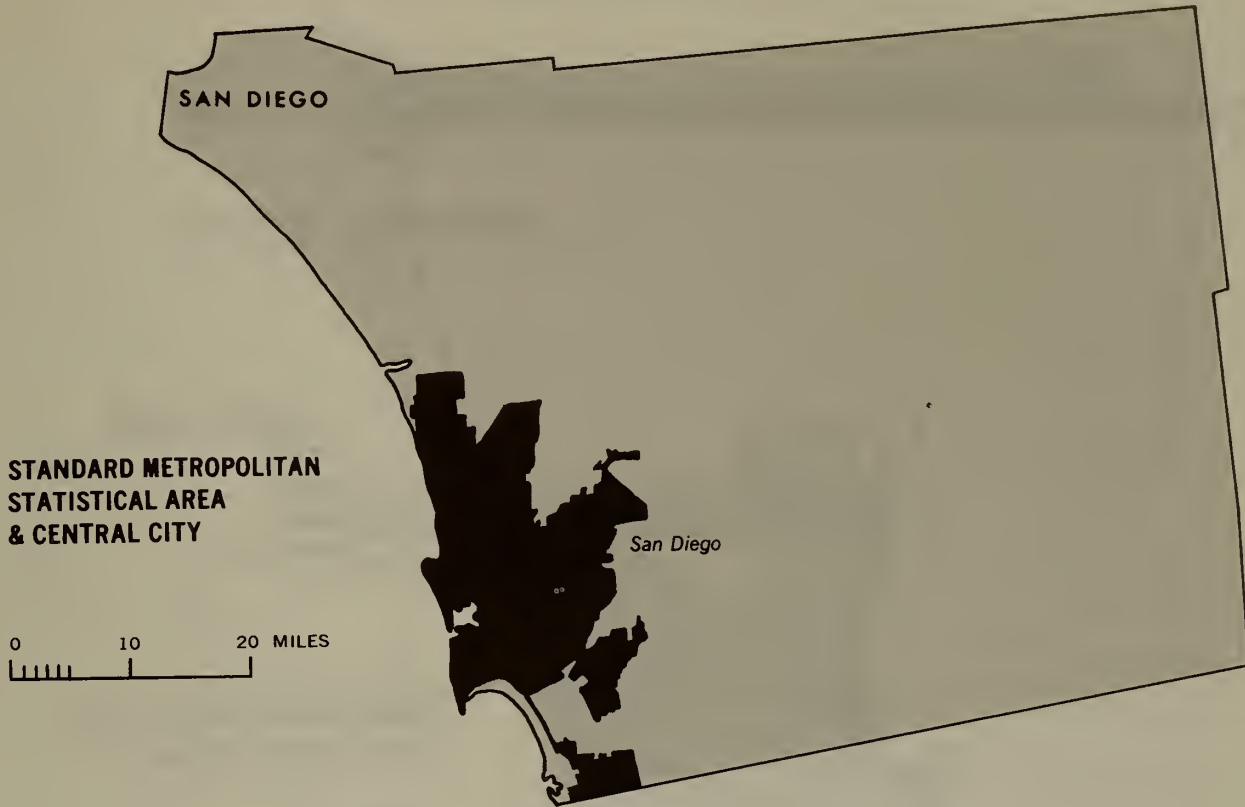
	page
Standard Metropolitan Statistical Area Map	1
Chart on Retail Sales: 1963 and 1958	3
TABLE 1 The Central Business District: 1963 and 1958	4
2 The City: 1963 and 1958	5
3 The Standard Metropolitan Statistical Area: 1963 and 1958	6
4 CBD, City, SMSA—Sales Comparisons: 1958 and 1963	7
5 CBD Sales as Percent of City and SMSA Sales: 1963 and 1958	8
6 Other Major Retail Centers in the SMSA: 1963	9

1912

THE UNIVERSITY OF CHICAGO
DEPARTMENT OF CHEMISTRY
RECEIVED
JAN 10 1912
FROM THE
LIBRARY OF THE
UNIVERSITY OF CHICAGO

SAN DIEGO, CALIF.

Standard Metropolitan Statistical Area, Central Business District, and Major Retail Centers

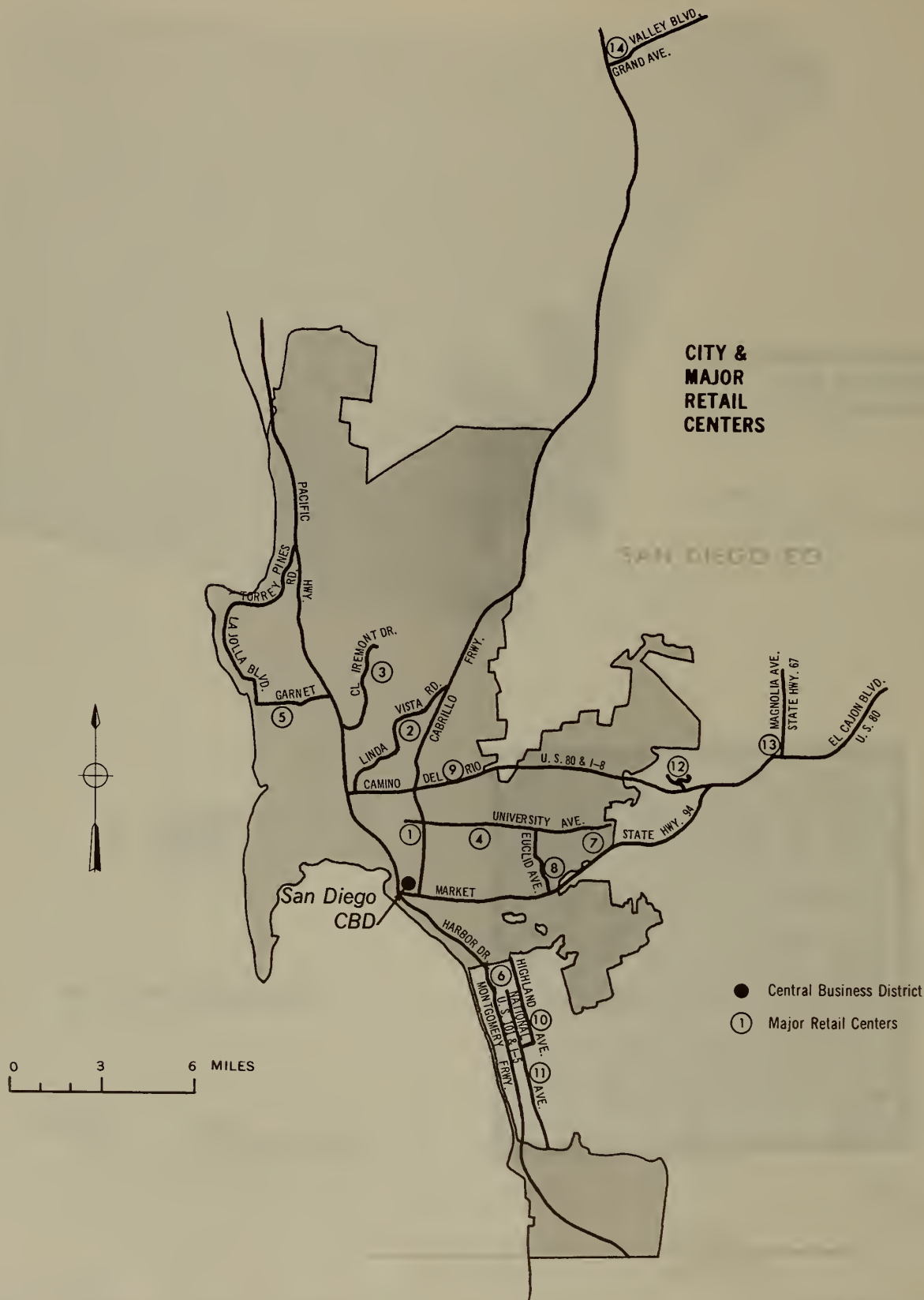


CENTRAL BUSINESS DISTRICT

Comprising Census Tract L- 53


SAN DIEGO, CALIF.

Standard Metropolitan Statistical Area, Central Business District, and Major Retail Centers




San Diego SMSA


Retail Sales: 1958 and 1963 IN MILLIONS OF DOLLARS



San Diego



Percent Change in Sales, 1958-1963 by Types of Stores



1963 CENSUS OF BUSINESS, U.S. Department of Commerce, Bureau of the Census

TABLE 1. The Central Business District: 1963 and 1958

SIC code	Kind of business	1963				1958 ¹		
		Estab- lish- ments (number)	Sales (\$1,000)	Payroll, entire year (\$1,000)	Paid employees, workweek ended nearest Nov. 15 (number)	Estab- lish- ments (number)	Sales (\$1,000)	Payroll, entire year (\$1,000)
	RETAIL STORES							
	Total ² -----	464	80 465	15 424	4 370	538	120 044	20 264
52	Lumber, building materials, hardware, farm equip- ment dealers -----	3	(D)	(D)	(D)	5	1 701	234
5251	Hardware stores -----	3	(D)	(D)	(D)	3	(D)	(D)
52 ex. 5251	Other -----	-	(D)	(D)	(D)	2	(D)	(D)
53 part ³	General merchandise group stores ² -----	16	19 211	3 047	1 153	21	37 903	6 356
531	Department stores -----	3	(D)	(D)	(D)	4	30 831	5 177
533	Limited price variety stores -----	3	(D)	(D)	(D)	2	(D)	(D)
539	Miscellaneous general merchandise stores -----	10	1 148	153	36	15	(D)	(D)
54	Food stores -----	18	2 161	232	62	19	3 434	372
55 ex. 554	Automotive dealers -----	7	(D)	(D)	(D)	13	7 642	968
55 pt. (554)	Gasoline service stations -----	11	769	127	45	17	1 514	178
56	Apparel, accessory stores -----	84	18 470	3 801	908	112	26 670	4 020
561, 567	Men's, boys' apparel stores, custom tailors -----	29	6 669	1 620	360	29	6 865	1 003
562-3, 568	Women's clothing, specialty stores -----	27	5 372	879	255	39	10 239	1 411
562	Women's ready-to-wear stores ³ -----	13	4 655	803	232	24	7 835	1 084
565	Family clothing stores ³ -----	7	2 728	536	119	9	(D)	(D)
566	Shoe stores -----	21	3 701	766	174	26	5 157	(D)
564, 569	Other apparel, accessory stores -----	-	-	-	-	1	(D)	(D)
57	Furniture, home furnishings, equipment stores -----	20	6 471	1 184	249	35	9 920	1 871
5712	Furniture stores -----	2	(D)	(D)	(D)	3	(D)	(D)
5713-15, 19	Other home furnishings stores -----	3	(D)	(D)	(D)	8	(D)	(D)
572, 573	Household appliance, radio, television, music stores -----	15	4 282	731	170	24	5 427	827
58	Eating, drinking places -----	158	11 381	3 450	1 212	171	13 719	3 377
5812	Eating places -----	97	7 685	2 288	802	104	9 622	2 635
5813	Drinking places (alcoholic beverages) -----	61	3 696	1 162	410	67	4 097	742
59 pt. (591)	Drug stores, proprietary stores -----	10	3 724	603	116	12	4 696	673
59 ex. 591	Other retail stores ⁴ -----	137	11 257	2 022	482	133	12 845	2 215
592	Liquor stores -----	6	435	18	6	4	359	23
594	Book, stationery stores -----	10	563	36	14	10	1 530	255
595	Sporting goods stores, bicycle shops -----	3	(D)	(D)	(D)	8	989	110
597	Jewelry stores -----	38	4 358	947	216	35	5 473	1 177
5992	Florists -----	3	(D)	(D)	(D)	4	410	98
5996	Camera, photographic supply stores -----	1	(D)	(D)	(D)	4	548	83
	SELECTED SERVICES							
7011	Hotels, motels ¹ -----	54	7 208	2 482	816	60	7 016	2 361
783	Motion picture theaters -----	11	3 011	861	237	13	4 184	918

Standard Notes: - Represents zero. (D) Withheld to avoid disclosure. (NA) Not available. ¹1958 data revised.

¹1958 group totals for SIC 53 and 56 may include data for "nonemployer" establishments which could not be classified and tabulated by detailed kinds of business.

²Excludes nonstore retailers (i.e., mail order, direct selling, merchandise vending machine operators) part of SIC 53.

³1958 data limited to "employer" establishments.

⁴Includes data for those kinds of business in SIC 59 (ex. 591) not covered in any of the lines below.

TABLE 2. The City: 1963 and 1958

SIC code	Kind of business	1963				1958 ¹		
		Estab- lish- ments	Sales	Payroll, entire year	Paid employees, workweek ended nearest Nov. 15	Estab- lish- ments	Sales	Payroll, entire year
		(number)	(\$1,000)	(\$1,000)	(number)	(number)	(\$1,000)	(\$1,000)
	RETAIL STORES							
	Total ² -----	3 913	777 831	104 072	27 373	4 074	708 921	88 469
52	Lumber, building materials, hardware, farm equip- ment dealers -----	108	20 024	2 754	527	152	36 887	3 947
5251	Hardware stores -----	42	2 796	372	100	52	4 362	384
52 ex. 5251	Other -----	66	17 228	2 382	427	100	32 525	3 563
53 part ^a	General merchandise group stores ² -----	122	147 810	19 208	5 469	136	92 657	13 386
531	Department stores -----	15	125 547	15 805	4 254	9	68 234	10 428
533	Limited price variety stores -----	50	13 600	2 376	946	52	(D)	(D)
539	Miscellaneous general merchandise stores -----	57	8 663	1 027	269	59	(D)	(D)
54	Food stores -----	524	149 283	13 866	2 914	671	151 621	12 339
55 ex. 554	Automotive dealers -----	205	143 474	15 831	2 540	226	128 422	14 506
55 pt. (554)	Gasoline service stations -----	415	54 568	5 831	1 854	437	46 913	4 679
56	Apparel, accessory stores -----	346	51 962	8 457	2 448	335	49 821	6 978
561, 567	Men's, boys' apparel stores, custom tailors -----	77	11 784	2 366	548	67	10 661	1 493
562-3, 568	Women's clothing, specialty stores -----	146	21 001	3 017	1 128	132	21 600	2 944
562	Women's ready-to-wear stores ³ -----	96	17 072	2 409	934	89	17 576	2 411
565	Family clothing stores ³ -----	27	7 038	1 138	307	26	7 342	1 129
566	Shoe stores -----	78	10 792	1 762	417	70	8 792	1 314
564, 569	Other apparel, accessory stores -----	18	1 347	174	48	28	1 246	98
57	Furniture, home furnishings, equipment stores -----	293	45 432	6 909	1 447	347	53 916	8 354
5712	Furniture stores -----	114	21 911	3 339	654	117	25 536	3 729
5713-15, 19	Other home furnishings stores -----	61	6 037	952	213	89	10 477	2 079
572, 573	Household appliance, radio, television, music stores -----	118	17 484	2 618	580	141	17 903	2 546
58	Eating, drinking places -----	1 057	73 284	19 333	7 329	960	62 485	14 528
5812	Eating places -----	681	56 118	15 073	5 743	644	46 294	11 917
5813	Drinking places (alcoholic beverages) -----	376	17 166	4 260	1 586	316	16 191	2 611
59 pt. (591)	Drug stores, proprietary stores -----	111	28 710	4 583	924	123	26 715	3 729
59 ex. 591	Other retail stores ⁴ -----	732	63 284	7 300	1 921	687	59 484	6 023
592	Liquor stores -----	147	20 406	1 365	362	160	19 479	1 068
594	Book, stationery stores -----	30	3 039	401	120	27	3 362	543
595	Sporting goods stores, bicycle shops -----	52	4 254	578	148	45	3 257	368
597	Jewelry stores -----	74	8 375	1 561	364	77	8 289	1 615
5992	Florists -----	40	2 166	439	109	38	1 873	349
5996	Camera, photographic supply stores -----	11	1 006	140	28	15	1 555	185
	SELECTED SERVICES							
7011	Hotels, motels -----	235	29 107	9 574	3 012	266	16 908	4 994
783	Motion picture theaters -----	32	6 904	1 675	547	34	(D)	(D)

Standard Notes: - Represents zero. (D) Withheld to avoid disclosure. (NA) Not available.
¹1958 group totals for SIC 53 and 56 may include data for "nonemployer" establishments which could not be classified and tabulated by detailed kinds of business.
²Excludes nonstore retailers (i.e., mail order, direct selling, merchandise vending machine operators) part of SIC 53.
³1958 data limited to "employer" establishments.
⁴Includes data for those kinds of business in SIC 59 (ex. 591) not covered in any of the lines below.

TABLE 3. The Standard Metropolitan Statistical Area: 1963 and 1958

SIC code	Kind of business	1963				1958 ¹		
		Estab- lish- ments (number)	Sales (\$1,000)	Payroll, entire year (\$1,000)	Paid employees, workweek ended nearest Nov. 15 (number)	Estab- lish- ments (number)	Sales ² (\$1,000)	Payroll, entire year (\$1,000)
	RETAIL STORES							
	Total ² -----	7 420	1 383 772	174 527	46 955	7 067	1 112 283	130 997
52	Lumber, building materials, hardware, farm equip- ment dealers -----	287	57 665	7 758	1 524	341	72 756	8 030
5251	Hardware stores -----	95	5 778	708	205	100	8 291	772
52 ex. 5251	Other -----	192	51 887	7 050	1 319	241	64 465	6 897
53 part ³	General merchandise group stores ² -----	238	229 845	28 208	8 814	249	115 676	16 100
531	Department stores -----	27	185 350	22 195	6 595	15	78 903	11 677
533	Limited price variety stores -----	97	28 226	4 274	1 653	101	15 635	2 402
539	Miscellaneous general merchandise stores -----	114	16 269	1 739	566	101	20 664	2 021
54	Food stores -----	977	295 044	26 678	5 708	1 131	268 966	21 171
55 ex. 554	Automotive dealers -----	461	278 224	30 645	5 001	422	203 270	22 615
55 pt. (554)	Gasoline service stations -----	908	105 232	10 405	3 579	827	80 660	7 505
56	Apparel, accessory stores -----	604	75 407	11 544	3 480	575	68 676	9 071
561, 567	Men's, boys' apparel stores, custom tailors -----	123	16 645	3 002	755	107	14 530	1 940
562-3, 568	Women's clothing, specialty stores -----	250	29 778	4 206	1 578	232	29 424	3 831
562	Women's ready-to-wear stores ³ -----	168	23 387	3 284	1 271	166	24 631	3 239
565	Family clothing stores ³ -----	55	10 569	1 585	450	42	8 766	(D)
566	Shoe stores -----	142	16 164	2 493	610	122	13 027	1 804
564, 569	Other apparel, accessory stores -----	34	2 251	258	87	58	2 739	(D)
57	Furniture, home furnishings, equipment stores -----	543	70 714	10 327	2 171	621	77 718	11 473
5712	Furniture stores -----	221	34 467	4 919	977	213	37 776	5 269
5713-15, 19	Other home furnishings stores -----	103	9 425	1 578	349	142	14 402	2 403
572, 573	Household appliance, radio, television, music stores -----	219	26 822	3 830	845	266	25 540	3 397
58	Eating, drinking places -----	1 832	116 641	29 864	11 976	1 538	91 065	20 743
5812	Eating places -----	1 234	89 457	23 342	9 423	1 079	68 684	17 105
5813	Drinking places (alcoholic beverages) -----	598	27 184	6 522	2 553	459	22 381	3 638
59 pt. (591)	Drug stores, proprietary stores -----	197	52 492	8 045	1 669	182	40 200	5 489
59 ex. 591	Other retail stores ⁴ -----	1 373	102 508	11 053	3 033	1 181	93 296	8 800
592	Liquor stores -----	276	35 362	2 293	637	253	29 915	1 624
594	Book, stationery stores -----	60	4 550	576	195	49	4 441	641
595	Sporting goods stores, bicycle shops -----	108	6 353	779	210	87	4 924	488
597	Jewelry stores -----	124	11 399	2 010	476	124	10 882	2 008
5992	Florists -----	74	3 458	632	178	67	2 746	452
5996	Camera, photographic supply stores -----	19	1 336	172	37	27	2 292	228
	SELECTED SERVICES							
7011	Hotels, motels -----	407	39 293	13 074	4 622	446	23 952	7 130
783	Motion picture theaters -----	56	10 101	2 423	849	60	10 186	2 182

Standard Notes: - Represents zero. (D) Withheld to avoid disclosure. (NA) Not available.

¹1958 group totals for SIC 53 and 56 may include data for "nonemployer" establishments which could not be classified and tabulated by detailed kinds of business.²Excludes nonstore retailers (i.e., mail order, direct selling, merchandise vending machine operators) part of SIC 53.³1958 data limited to "employer" establishments.⁴Includes data for those kinds of business in SIC 59 (ex. 591) not covered in any of the lines below.

TABLE 4. CBD, City, SMSA—Sales Comparisons: 1958 and 1963

SIC code	Kind of business	Percent change in sales			Percent distribution of sales					
		Central business district	City	Standard metropolitan statistical area	Central business district		City		Standard metropolitan statistical area	
					1963	1958	1963	1958	1963	1958
RETAIL STORES										
	Total ² -----	-33.0	9.7	24.4	100.0	100.0	100.0	100.0	100.0	100.0
52	Lumber, building materials, hardware, farm equipment dealers -----	(D)	-45.7	-20.8	(D)	1.4	2.6	5.2	4.2	6.5
5251	Hardware stores -----	(D)	-35.9	-30.3	(D)	(D)	0.4	0.6	0.4	0.7
52 ex. 5251	Other -----	(D)	-47.0	-19.5	(D)	(D)	2.2	4.6	3.7	5.8
53 part ²	General merchandise group stores ^{1,2} -----	-49.3	59.5	98.7	25.9	31.5	19.0	13.1	16.6	10.4
531	Department stores -----	(D)	84.0	134.9	(D)	25.7	16.1	9.6	13.4	7.1
533	Limited price variety stores -----	(D)	(D)	80.5	(D)	(D)	1.7	(D)	2.0	1.4
539	Miscellaneous general merchandise stores -----	(D)	(D)	-21.3	1.4	(D)	1.1	(D)	1.2	1.9
54	Food stores -----	-37.1	-1.6	9.7	2.7	2.9	19.2	21.4	21.3	24.2
55 ex. 554	Automotive dealers -----	(D)	11.7	36.9	(D)	6.4	18.4	18.1	20.1	18.3
55 pt. (554)	Gasoline service stations -----	-49.2	16.3	30.5	1.0	1.3	7.0	6.6	7.6	7.3
56	Apparel, accessory stores ¹ -----	-30.8	4.3	9.8	23.0	22.2	6.7	7.0	5.4	6.2
561, 567	Men's, boys' apparel stores, custom tailors -----	-2.9	10.5	14.6	8.3	5.7	1.5	1.5	1.2	1.3
562-3, 568	Women's clothing, specialty stores -----	-47.5	-2.8	1.2	6.7	8.5	2.7	3.0	2.2	2.6
562	Women's ready-to-wear stores ³ -----	-40.6	-2.9	-5.1	5.8	6.5	2.2	2.5	1.7	2.2
565	Family clothing stores ³ -----	(D)	-4.2	20.6	3.4	(D)	0.9	1.0	0.8	0.8
566	Shoe stores -----	-28.2	22.7	24.1	4.6	4.3	1.4	1.2	1.2	1.2
564, 569	Other apparel, accessory stores -----	-	8.1	-17.8	-	(D)	0.2	0.2	0.2	0.2
57	Furniture, home furnishings, equipment stores -----	-34.8	-15.7	-9.0	8.0	8.3	5.8	7.6	5.1	7.0
5712	Furniture stores -----	(D)	-14.2	-8.8	(D)	(D)	2.8	3.6	2.5	3.4
5713-15, 19	Other home furnishings stores -----	(D)	-42.4	-34.6	(D)	(D)	0.8	1.5	0.7	1.3
572, 573	Household appliance, radio, television, music stores -----	-21.1	-2.4	5.0	5.3	4.5	2.2	2.5	1.9	2.3
58	Eating, drinking places -----	-17.1	17.3	28.1	14.1	11.4	9.4	8.8	8.4	8.2
5812	Eating places -----	-20.1	21.2	30.2	9.6	8.0	7.2	6.5	6.5	6.2
5813	Drinking places (alcoholic beverages) -----	-9.8	6.0	21.5	4.6	3.4	2.2	2.3	2.0	2.0
59 pt. (591)	Drug stores, proprietary stores -----	-20.7	7.5	30.6	4.6	3.9	3.7	3.8	3.8	3.6
59 ex. 591	Other retail stores ⁴ -----	-12.4	6.4	9.9	14.0	10.7	8.1	8.4	7.4	8.4
592	Liquor stores -----	21.2	4.8	18.2	0.5	0.3	2.6	2.7	2.6	2.7
594	Book, stationery stores -----	-63.2	-9.6	2.5	0.7	1.3	0.4	0.5	0.3	0.4
595	Sporting goods stores, bicycle shops -----	(D)	30.6	29.0	(D)	0.8	0.5	0.5	0.5	0.4
597	Jewelry stores -----	-20.4	1.0	4.8	5.4	4.6	1.1	1.2	0.8	1.0
5992	Florists -----	(D)	15.6	25.9	(D)	0.3	0.3	0.3	0.2	0.2
5996	Camera, photographic supply stores -----	(D)	-35.3	-41.7	(D)	0.5	0.1	0.2	0.1	0.2
SELECTED SERVICES										
7011	Hotels, motels -----	2.7	72.1	64.0	(X)	(X)	(X)	(X)	(X)	(X)
783	Motion picture theaters -----	-28.0	(D)	-0.8	(X)	(X)	(X)	(X)	(X)	(X)

Standard Notes: - Represents zero. (D) Withheld to avoid disclosure. (NA) Not available. (X) Not applicable. (-) Minus sign before number denotes decrease

¹1958 group totals for SIC 53 and 56 may include data for "nonemployer" establishments which could not be classified and tabulated by detailed kinds of business.

²Excludes nonstore retailers (i.e., mail order, direct selling, merchandise vending machine operators) part of SIC 53.

³1958 data limited to "employer" establishments.

⁴Includes data for those kinds of business in SIC 59 (ex. 591) not covered in any of the lines below.

TABLE 5. CBD Sales as Percent of City and SMSA Sales: 1963 and 1958

SIC code	Kind of business	Central business district sales as—			
		Percent of city sales		Percent of standard metropolitan statistical area sales	
		1963	1958	1963	1958
	RETAIL STORES				
	Total ² -----	10.3	16.9	5.8	10.8
52	Lumber, building materials, hardware, farm equipment dealers -----	(D)	4.6	(D)	2.3
5251	Hardware stores -----	(D)	(D)	(D)	(D)
52 ex. 5251	Other -----	(D)	(D)	(D)	(D)
53 part ¹	General merchandise group stores ^{1,2} -----	13.0	40.9	8.4	32.8
531	Department stores -----	(D)	45.2	(D)	39.1
533	Limited price variety stores -----	(D)	(D)	(D)	(D)
539	Miscellaneous general merchandise stores -----	13.3	(D)	7.1	(D)
54	Food stores -----	1.4	2.3	0.7	1.3
55 ex. 554	Automotive dealers -----	(D)	6.0	(D)	3.8
55 pt. (554)	Gasoline service stations -----	1.4	3.2	0.7	1.9
56	Apparel, accessory stores ¹ -----	35.5	53.5	24.5	38.8
561, 567	Men's, boys' apparel stores, custom tailors -----	56.6	64.4	40.1	47.2
562-3, 568	Women's clothing, specialty stores -----	25.6	47.4	18.0	34.8
562	Women's ready-to-wear stores ³ -----	27.3	44.6	19.9	31.8
565	Family clothing stores ³ -----	38.8	(D)	25.8	(D)
566	Shoe stores -----	34.3	58.7	22.9	39.6
564, 569	Other apparel, accessory stores -----	-	(D)	-	(D)
57	Furniture, home furnishings, equipment stores -----	14.2	18.4	9.2	12.8
5712	Furniture stores -----	(D)	(D)	(D)	(D)
5713-15, 19	Other home furnishings stores -----	(D)	(D)	(D)	(D)
572, 573	Household appliance, radio, television, music stores -----	24.5	30.3	16.0	21.2
58	Eating, drinking places -----	15.5	22.0	9.8	15.1
5812	Eating places -----	13.7	20.8	8.6	14.0
5813	Drinking places (alcoholic beverages) -----	21.5	25.3	13.6	18.3
59 pt. (591)	Drug stores, proprietary stores -----	13.0	17.6	7.1	11.7
59 ex. 591	Other retail stores ⁴ -----	17.8	21.6	11.0	13.8
592	Liquor stores -----	2.1	1.8	1.2	1.2
594	Book, stationery stores -----	18.5	45.5	12.4	34.5
595	Sporting goods stores, bicycle shops -----	(D)	30.4	(D)	20.1
597	Jewelry stores -----	52.0	66.0	38.2	50.3
5992	Florists -----	(D)	21.9	(D)	14.9
5996	Camera, photographic supply stores -----	(D)	35.2	(D)	23.9
	SELECTED SERVICES				
7011	Hotels, motels -----	24.8	41.5	18.3	29.3
783	Motion picture theaters -----	43.6	(D)	29.8	41.1

Standard Notes: - Represents zero. (D) Withheld to avoid disclosure. (NA) Not available.

¹1958 group totals for SIC 53 and 56 may include data for "nonemployer" establishments which could not be classified and tabulated by detailed kinds of business.

²Excludes nonstore retailers (i.e., mail order, direct selling, merchandise vending machine operators) part of SIC 53.

³1958 data limited to "employer" establishments.

⁴Includes data for those kinds of business in SIC 59 (ex. 591) not covered in any of the lines below.

TABLE 6. Other Major Retail Centers in the SMSA: 1963

MRC No. 1. Includes establishments in the area bounded by Washington, Lincoln Ave., Cleveland Ave., Blaine Ave., Centre St., Robinson Ave., Sixth Ave., Pennsylvania Ave., Fourth Ave., Robinson Ave., and Third Ave.

SIC code	Kind of business	Total	SIC code	Kind of business	Number of establishments
	Retail stores, total: Number ----- Sales ----- \$1,000--	172 56 090	55 ex. 554	Automotive Dealers -----	5
54, 58, 591	Convenience goods stores: Number ----- Sales ----- \$1,000--	60 8 762	55 pt. (554)	Gasoline service stations -----	13
53 part, 56, 57	Shopping goods stores: Number ----- Sales ----- \$1,000--	50 34 541	56	Apparel, accessory stores -----	18
52, 55, 59 ex. 591	All other stores: Number ----- Sales ----- \$1,000--	62 12 787	561, 567	Men's, boys' apparel stores, custom tailors -----	4
			562-3, 568	Women's clothing, specialty stores -----	8
			562	Women's ready-to-wear stores -----	6
			565	Family clothing stores -----	1
			566	Shoe stores -----	1
			564, 569	Other apparel, accessory stores -----	4
			57	Furniture, home furnishings, equipment stores -----	28
			5712	Furniture stores -----	15
			5713-15, 19	Other home furnishings stores -----	4
			572, 573	Household appliance, radio, television, music stores -----	9
	Retail stores, total -----	172	58	Eating, drinking places -----	40
52	Lumber, building materials, hardware, farm equipment dealers -----	3	5812	Eating places -----	24
5251	Hardware stores -----	1	5813	Drinking places (alcoholic beverages) -----	16
52 ex. 5251	Other -----	2	59 pt. (591)	Drug stores, proprietary stores -----	2
53 part	General merchandise group stores -----	4	59 ex. 591	Other retail stores -----	41
531	Department stores -----	1	592	Liquor stores -----	4
533	Limited price variety stores -----	2	594	Book, stationery stores -----	4
539	Miscellaneous general merchandise stores -----	1	595	Sporting goods stores, bicycle shops -----	3
			597	Jewelry stores -----	5
			5992	Florists -----	3
54	Food stores -----	18	5996	Camera, photographic supply stores -----	1
				Number of establishments	

MRC No. 2. Includes the planned center known as "Linda Vista Shopping Plaza" and establishments on Ulric St. and Linda Vista Rd. from Comstock St. to their intersection.

SIC code	Kind of business	Total	SIC code	Kind of business	Number of establishments
	Retail stores, total: Number ----- Sales ----- \$1,000--	29 7 309	55 ex. 554	Automotive dealers -----	1
54, 58, 591	Convenience goods stores: Number ----- Sales ----- \$1,000--	13 4 462	55 pt. (554)	Gasoline service stations -----	3
53 part, 56, 57	Shopping goods stores: Number ----- Sales ----- \$1,000--	7 1 482	56	Apparel, accessory stores -----	3
52, 55, 59 ex. 591	All other stores: Number ----- Sales ----- \$1,000--	9 1 365	561, 567	Men's, boys' apparel stores, custom tailors -----	-
			562-3, 568	Women's clothing, specialty stores -----	1
			562	Women's ready-to-wear stores -----	-
			565	Family clothing stores -----	1
			566	Shoe stores -----	1
			564, 569	Other apparel, accessory stores -----	-
			57	Furniture, home furnishings, equipment stores -----	2
			5712	Furniture stores -----	1
			5713-15, 19	Other home furnishings stores -----	-
			572, 573	Household appliance, radio, television, music stores -----	1
	Retail stores, total -----	29	58	Eating, drinking places -----	7
52	Lumber, building materials, hardware, farm equipment dealers -----	-	5812	Eating places -----	6
5251	Hardware stores -----	-	5813	Drinking places (alcoholic beverages) -----	1
52 ex. 5251	Other -----	-	59 pt. (591)	Drug stores, proprietary stores -----	2
53 part	General merchandise group stores -----	2	59 ex. 591	Other retail stores -----	5
531	Department stores -----	1	592	Liquor stores -----	2
533	Limited price variety stores -----	1	594	Book, stationery stores -----	-
539	Miscellaneous general merchandise stores -----	-	595	Sporting goods stores, bicycle shops -----	1
			597	Jewelry stores -----	-
			5992	Florists -----	1
54	Food stores -----	4	5996	Camera, photographic supply stores -----	-
				Number of establishments	

Standard Notes: -- Represents zero. (D) Withheld to avoid disclosure. (NA) Not available.

TABLE 6. Other Major Retail Centers in the SMSA: 1963—Continued

MRC No. 3. Includes the planned center known as "North Clairemont Square Shopping Center" and establishments in the area bounded by Lakehurst Ave. extended, Clairemont Mesa Blvd., and Clairemont Dr. (San Diego)

SIC code	Kind of business	Total	SIC code	Kind of business	Number of establishments
	Retail stores, total:				
	Number	22	55 ex. 554	Automotive Dealers	-
	Sales	9 203	55 pt. (554)	Gasoline service stations	1
54, 58, 591	Convenience goods stores:		56	Apparel, accessory stores	5
	Number	8	561, 567	Men's, boys' apparel stores, custom tailors	1
	Sales	5 729	562-3, 568	Women's clothing, specialty stores	2
53 part, 56, 57	Shopping goods stores:		562	Women's ready-to-wear stores	1
	Number	8	565	Family clothing stores	-
	Sales	2 276	566	Shoe stores	2
52, 55, 59 ex. 591	All other stores:		564, 569	Other apparel, accessory stores	-
	Number	6	57	Furniture, home furnishings, equipment stores	1
	Sales	1 198	5712	Furniture stores	-
		Number of establishments	5713-15, 19	Other home furnishings stores	-
			572, 573	Household appliance, radio, television, music stores	1
	Retail stores, total	22	58	Eating, drinking places	5
52	Lumber, building materials, hardware, farm equipment dealers	1	5812	Eating places	4
5251	Hardware stores	1	5813	Drinking places (alcoholic beverages)	1
52 ex. 5251	Other	-	59 pt. (591)	Drug stores, proprietary stores	1
53 part	General merchandise group stores	2	59 ex. 591	Other retail stores	4
531	Department stores	1	592	Liquor stores	1
533	Limited price variety stores	1	594	Book, stationery stores	-
539	Miscellaneous general merchandise stores	-	595	Sporting goods stores, bicycle shops	-
			597	Jewelry stores	2
54	Food stores	2	5992	Florists	-
			5996	Camera, photographic supply stores	-

MRC No. 4. Includes establishments in the area bounded by: Lincoln Ave., Wabash Ave., Wightman, Ray, Gunn, 28th, Wightman, Pershing Ave., and Oregon. (San Diego)

SIC code	Kind of business	Total	SIC code	Kind of business	Number of establishments
	Retail stores, total:				
	Number	198	55 ex. 554	Automotive dealers	4
	Sales	24 990	55 pt. (554)	Gasoline service stations	5
54, 58, 591	Convenience goods stores:		56	Apparel, accessory stores	44
	Number	48	561, 567	Men's, boys' apparel stores, custom tailors	7
	Sales	10 285	562-3, 568	Women's clothing, specialty stores	23
53 part, 56, 57	Shopping goods stores:		562	Women's ready-to-wear stores	15
	Number	80	565	Family clothing stores	1
	Sales	9 998	566	Shoe stores	10
52, 55, 59 ex. 591	All other stores:		564, 569	Other apparel, accessory stores	3
	Number	70	57	Furniture, home furnishings, equipment stores	21
	Sales	4 707	5712	Furniture stores	7
		Number of establishments	5713-15, 19	Other home furnishings stores	4
			572, 573	Household appliance, radio, television, music stores	10
	Retail stores, total	198	58	Eating, drinking places	28
52	Lumber, building materials, hardware, farm equipment dealers	7	5812	Eating places	20
5251	Hardware stores	1	5813	Drinking places (alcoholic beverages)	8
52 ex. 5251	Other	6	59 pt. (591)	Drug stores, proprietary stores	4
53 part	General merchandise group stores	15	59 ex. 591	Other retail stores	54
531	Department stores	1	592	Liquor stores	1
533	Limited price variety stores	4	594	Book, stationery stores	-
539	Miscellaneous general merchandise stores	10	595	Sporting goods stores, bicycle shops	2
			597	Jewelry stores	10
54	Food stores	16	5992	Florists	4
			5996	Camera, photographic supply stores	2

Standard Notes: - Represents zero. (D) Withheld to avoid disclosure. (NA) Not available.

TABLE 6. Other Major Retail Centers in the SMSA: 1963—Continued

MRC No. 5. Includes the planned center known as "Pacific Plaza" and establishments in the area bounded by: Felspar, Felspar extended, Morrell, Hornblend, and Mission Blvd. (San Diego)

SIC code	Kind of business	Total	SIC code	Kind of business	Number of establishments
	Retail stores, total:				
	Number -----	121	55 ex. 554	Automotive Dealers -----	6
	Sales ----- \$1,000--	19 645	55 pt. (554)	Gasoline service stations -----	8
54, 58, 591	Convenience goods stores:		56	Apparel, accessory stores -----	26
	Number -----	35	561, 567	Men's, boys' apparel stores, custom tailors -----	4
	Sales ----- \$1,000--	9 253	562-3, 568	Women's clothing, specialty stores -----	12
53 part, 56, 57	Shopping goods stores:		562	Women's ready-to-wear stores -----	7
	Number -----	46	565	Family clothing stores -----	2
	Sales ----- \$1,000--	7 066	566	Shoe stores -----	7
52, 55, 59 ex. 591	All other stores:		564, 569	Other apparel, accessory stores -----	1
	Number -----	40	57	Furniture, home furnishings, equipment stores -----	13
	Sales ----- \$1,000--	3 326	5712	Furniture stores -----	6
		Number of establishments	5713-15, 19	Other home furnishings stores -----	2
			572, 573	Household appliance, radio, television, music stores -----	5
	Retail stores, total -----	121	58	Eating, drinking places -----	20
52	Lumber, building materials, hardware, farm equipment dealers -----	6	5812	Eating places -----	13
5251	Hardware stores -----	3	5813	Drinking places (alcoholic beverages) -----	7
52 ex. 5251	Other -----	3	59 pt. (591)	Drug stores, proprietary stores -----	5
53 part	General merchandise group stores -----	7	59 ex. 591	Other retail stores -----	20
531	Department stores -----	1	592	Liquor stores -----	1
533	Limited price variety stores -----	3	594	Book, stationery stores -----	2
539	Miscellaneous general merchandise stores -----	3	595	Sporting goods stores, bicycle shops -----	2
			597	Jewelry stores -----	1
54	Food stores -----	10	5992	Florists -----	4
			5996	Camera, photographic supply stores -----	1

MRC No. 6. Includes the planned center known as "South Bay Plaza" in the area bounded by 8th, "L" Ave., 15th, and "E" Ave. (National City)

SIC code	Kind of business	Total	SIC code	Kind of business	Number of establishments
	Retail stores, total:				
	Number -----	54	55 ex. 554	Automotive dealers -----	3
	Sales ----- \$1,000--	20 930	55 pt. (554)	Gasoline service stations -----	4
54, 58, 591	Convenience goods stores:		56	Apparel, accessory stores -----	17
	Number -----	8	561, 567	Men's, boys' apparel stores, custom tailors -----	4
	Sales ----- \$1,000--	5 728	562-3, 568	Women's clothing, specialty stores -----	5
53 part, 56, 57	Shopping goods stores:		562	Women's ready-to-wear stores -----	4
	Number -----	29	565	Family clothing stores -----	1
	Sales ----- \$1,000--	13 238	566	Shoe stores -----	6
52, 55, 59 ex. 591	All other stores:		564, 569	Other apparel, accessory stores -----	1
	Number -----	17	57	Furniture, home furnishings, equipment stores -----	7
	Sales ----- \$1,000--	1 964	5712	Furniture stores -----	2
		Number of establishments	5713-15, 19	Other home furnishings stores -----	-
			572, 573	Household appliance, radio, television, music stores -----	5
	Retail stores, total -----	54	58	Eating, drinking places -----	3
52	Lumber, building materials, hardware, farm equipment dealers -----	3	5812	Eating places -----	3
5251	Hardware stores -----	1	5813	Drinking places (alcoholic beverages) -----	-
52 ex. 5251	Other -----	2	59 pt. (591)	Drug stores, proprietary stores -----	1
53 part	General merchandise group stores -----	5	59 ex. 591	Other retail stores -----	7
531	Department stores -----	2	592	Liquor stores -----	-
533	Limited price variety stores -----	2	594	Book, stationery stores -----	-
539	Miscellaneous general merchandise stores -----	1	595	Sporting goods stores, bicycle shops -----	-
			597	Jewelry stores -----	2
54	Food stores -----	4	5992	Florists -----	1
			5996	Camera, photographic supply stores -----	-

Standard Notes: - Represents zero. (D) Withheld to avoid disclosure. (NA) Not available.

TABLE 6. Other Major Retail Centers in the SMSA: 1963—Continued

MRC No. 7. Includes the planned center known as "College Grove Center" in the area bounded by College Ave., Hwy. 94, College Grove Way and Ryan Rd. (San Diego)

SIC code	Kind of business	Total	SIC code	Kind of business	Number of establishments
	Retail stores, total:				
	Number -----	46	55 ex. 554	Automotive Dealers -----	1
	Sales ----- \$1,000-----	17 630	55 pt. (554)	Gasoline service stations -----	1
54, 58, 591	Convenience goods stores:		56	Apparel, accessory stores -----	20
	Number -----	9	561, 567	Men's, boys' apparel stores, custom tailors -----	2
	Sales ----- \$1,000-----	2 857	562-3, 568	Women's clothing, specialty stores -----	10
53 part, 56, 57	Shopping goods stores:		562	Women's ready-to-wear stores -----	6
	Number -----	26	565	Family clothing stores -----	1
	Sales ----- \$1,000-----	13 692	566	Shoe stores -----	6
52, 55, 59 ex. 591	All other stores:		564, 569	Other apparel, accessory stores -----	1
	Number -----	11	57	Furniture, home furnishings, equipment stores -----	2
	Sales ----- \$1,000-----	1 081	5712	Furniture stores -----	-
			5713-15, 19	Other home furnishings stores -----	-
		Number of establishments	572, 573	Household appliance, radio, television, music stores -----	2
	Retail stores, total -----	46	58	Eating, drinking places -----	5
52	Lumber, building materials, hardware, farm equipment dealers -----	-	5812	Eating places -----	4
5251	Hardware stores -----	-	5813	Drinking places (alcoholic beverages) -----	1
52 ex. 5251	Other -----	-	59 pt. (591)	Drug stores, proprietary stores -----	1
53 part	General merchandise group stores -----	4	59 ex. 591	Other retail stores -----	9
531	Department stores -----	2	592	Liquor stores -----	-
533	Limited price variety stores -----	1	594	Book, stationery stores -----	-
539	Miscellaneous general merchandise stores -----	1	595	Sporting goods stores, bicycle shops -----	1
			597	Jewelry stores -----	2
54	Food stores -----	3	5992	Florists -----	1
			5996	Camera, photographic supply stores -----	-

MRC No. 8. Includes establishments on Euclid Ave. from 54th St. to Westover Pl. (San Diego city)

SIC code	Kind of business	Total	SIC code	Kind of business	Number of establishments
	Retail stores, total:				
	Number -----	12	55 ex. 554	Automotive dealers -----	-
	Sales ----- \$1,000-----	10 461	55 pt. (554)	Gasoline service stations -----	2
54, 58, 591	Convenience goods stores:		56	Apparel, accessory stores -----	1
	Number -----	6	561, 567	Men's, boys' apparel stores, custom tailors -----	-
	Sales ----- \$1,000-----	4 705	562-3, 568	Women's clothing, specialty stores -----	-
53 part, 56, 57	Shopping goods stores:		562	Women's ready-to-wear stores -----	-
	Number -----	3	565	Family clothing stores -----	-
	Sales ----- \$1,000-----	(D)	566	Shoe stores -----	1
52, 55, 59 ex. 591	All other stores:		564, 569	Other apparel, accessory stores -----	-
	Number -----	3	57	Furniture, home furnishings, equipment stores -----	-
	Sales ----- \$1,000-----	(D)	5712	Furniture stores -----	-
		Number of establishments	5713-15, 19	Other home furnishings stores -----	-
			572, 573	Household appliance, radio, television, music stores -----	-
	Retail stores, total -----	12	58	Eating, drinking places -----	2
52	Lumber, building materials, hardware, farm equipment dealers -----	-	5812	Eating places -----	1
5251	Hardware stores -----	-	5813	Drinking places (alcoholic beverages) -----	1
52 ex. 5251	Other -----	-	59 pt. (591)	Drug stores, proprietary stores -----	2
53 part	General merchandise group stores -----	2	59 ex. 591	Other retail stores -----	1
531	Department stores -----	1	592	Liquor stores -----	-
533	Limited price variety stores -----	1	594	Book, stationery stores -----	-
539	Miscellaneous general merchandise stores -----	-	595	Sporting goods stores, bicycle shops -----	-
			597	Jewelry stores -----	-
54	Food stores -----	2	5992	Florists -----	-
			5996	Camera, photographic supply stores -----	-

Standard Notes: - Represents zero. (D) Withheld to avoid disclosure. (NA) Not available.

TABLE 6. Other Major Retail Centers in the SMSA: 1963—Continued

MRC No. 9. Includes the planned center known as "Mission Valley Center" in the area bounded by: San Diego River, Camino Del Este, U.S. Hwy. 80, Mission Center Rd. and Mission Center Rd. extended. (San Diego)

SIC code	Kind of business	Total	SIC code	Kind of business	Number of establishments
	Retail stores, total:				
	Number -----	66	55 ex. 554	Automotive Dealers -----	2
	Sales ----- \$1,000--	55 161	55 pt. (554)	Gasoline service stations -----	1
54, 58, 591	Convenience goods stores:		56	Apparel, accessory stores -----	25
	Number -----	11	561, 567	Men's, boys' apparel stores, custom tailors -----	2
	Sales ----- \$1,000--	3 863	562-3, 568	Women's clothing, specialty stores -----	12
53 part, 56, 57	Shopping goods stores:		562	Women's ready-to-wear stores -----	8
	Number -----	35	565	Family clothing stores -----	1
	Sales ----- \$1,000--	38 041	566	Shoe stores -----	9
52, 55, 59 ex. 591	All other stores:		564, 569	Other apparel, accessory stores -----	1
	Number -----	20	57	Furniture, home furnishings, equipment stores -----	4
	Sales ----- \$1,000--	13 257	5712	Furniture stores -----	1
		Number of establishments	5713-15, 19	Other home furnishings stores -----	1
			572, 573	Household appliance, radio, television, music stores -----	2
	Retail stores, total -----	66	58	Eating, drinking places -----	7
52	Lumber, building materials, hardware, farm equipment dealers -----	-	5812	Eating places -----	7
5251	Hardware stores -----	-	5813	Drinking places (alcoholic beverages) -----	-
52 ex. 5251	Other -----	-	59 pt. (591)	Drug stores, proprietary stores -----	2
53 part	General merchandise group stores -----	6	59 ex. 591	Other retail stores -----	17
531	Department stores -----	2	592	Liquor stores -----	-
533	Limited price variety stores -----	2	594	Book, stationery stores -----	1
539	Miscellaneous general merchandise stores -----	2	595	Sporting goods stores, bicycle shops -----	-
			597	Jewelry stores -----	4
			5992	Florists -----	-
54	Food stores -----	2	5996	Camera, photographic supply stores -----	1

MRC No. 10. Includes the establishments on Highland Ave.-Fourth Ave. from Trousdale Ave. to Marietta St., on "C" St. from 3rd Ave. to 5th Ave. and on 3rd Ave. from Marietta to "C" St. (Chula Vista)

SIC code	Kind of business	Total	SIC code	Kind of business	Number of establishments
	Retail stores, total:				
	Number -----	9	55 ex. 554	Automotive dealers -----	-
	Sales ----- \$1,000--	16 401	55 pt. (554)	Gasoline service stations -----	1
54, 58, 591	Convenience goods stores:		56	Apparel, accessory stores -----	2
	Number -----	4	561, 567	Men's, boys' apparel stores, custom tailors -----	-
	Sales ----- \$1,000--	702	562-3, 568	Women's clothing, specialty stores -----	-
53 part, 56, 57	Shopping goods stores:		562	Women's ready-to-wear stores -----	-
	Number -----	3	565	Family clothing stores -----	1
	Sales ----- \$1,000--	(D)	566	Shoe stores -----	1
52, 55, 59 ex. 591	All other stores:		564, 569	Other apparel, accessory stores -----	-
	Number -----	2	57	Furniture, home furnishings, equipment stores -----	-
	Sales ----- \$1,000--	(D)	5712	Furniture stores -----	-
		Number of establishments	5713-15, 19	Other home furnishings stores -----	-
			572, 573	Household appliance, radio, television, music stores -----	-
	Retail stores, total -----	9	58	Eating, drinking places -----	3
52	Lumber, building materials, hardware, farm equipment dealers -----	-	5812	Eating places -----	3
5251	Hardware stores -----	-	5813	Drinking places (alcoholic beverages) -----	-
52 ex. 5251	Other -----	-	59 pt. (591)	Drug stores, proprietary stores -----	-
53 part	General merchandise group stores -----	1	59 ex. 591	Other retail stores -----	1
531	Department stores -----	1	592	Liquor stores -----	-
533	Limited price variety stores -----	-	594	Book, stationery stores -----	-
539	Miscellaneous general merchandise stores -----	-	595	Sporting goods stores, bicycle shops -----	-
			597	Jewelry stores -----	-
			5992	Florists -----	-
54	Food stores -----	1	5996	Camera, photographic supply stores -----	-

Standard Notes: - Represents zero. (D) Withheld to avoid disclosure. (NA) Not available.

TABLE 6. Other Major Retail Centers in the SMSA: 1963—Continued

MRC No. 11. Includes the planned center known as "Chula Vista Shopping Center" and establishments on Broadway from "G" St. to "L" St., and on "I" St. from Broadway to Fifth Ave. (Chula Vista)

SIC code	Kind of business	Total	SIC code	Kind of business	Number of establishments
	Retail stores, total:				
	Number -----	82	55 ex. 554	Automotive Dealers -----	11
	Sales ----- \$1,000 --	25 613	55 pt. (554)	Gasoline service stations -----	10
54, 58, 591	Convenience goods stores:		56	Apparel, accessory stores -----	9
	Number -----	32	561, 567	Men's, boys' apparel stores, custom tailors -----	2
	Sales ----- \$1,000 --	7 710	562-3, 568	Women's clothing, specialty stores -----	2
53 part, 56, 57	Shopping goods stores:		562	Women's ready-to-wear stores -----	2
	Number -----	19	565	Family clothing stores -----	1
	Sales ----- \$1,000 --	9 738	566	Shoe stores -----	4
52, 55, 59 ex. 591	All other stores:		564, 569	Other apparel, accessory stores -----	-
	Number -----	31	57	Furniture, home furnishings, equipment stores -----	5
	Sales ----- \$1,000 --	8 165	5712	Furniture stores -----	3
			5713-15, 19	Other home furnishings stores -----	-
		Number of establishments	572, 573	Household appliance, radio, television, music stores -----	2
	Retail stores, total -----	82	58	Eating, drinking places -----	23
52	Lumber, building materials, hardware, farm equipment dealers -----	4	5812	Eating places -----	17
5251	Hardware stores -----	1	5813	Drinking places (alcoholic beverages) -----	6
52 ex. 5251	Other -----	3	59 pt. (591)	Drug stores, proprietary stores -----	2
53 part	General merchandise group stores -----	5	59 ex. 591	Other retail stores -----	6
531	Department stores -----	2	592	Liquor stores -----	2
533	Limited price variety stores -----	2	594	Book, stationery stores -----	1
539	Miscellaneous general merchandise stores -----	1	595	Sporting goods stores, bicycle shops -----	-
			597	Jewelry stores -----	1
54	Food stores -----	7	5992	Florists -----	-
			5996	Camera, photographic supply stores -----	-

MRC No. 12. Includes the planned center known as "Grossmont Center" in the area bounded by: Center Dr., Grossmont Center Dr., and Jackson Dr. (La Mesa)

SIC code	Kind of business	Total	SIC code	Kind of business	Number of establishments
	Retail stores, total:				
	Number -----	43	55 ex. 554	Automotive dealers -----	1
	Sales ----- \$1,000 --	21 642	55 pt. (554)	Gasoline service stations -----	-
54, 58, 591	Convenience goods stores:		56	Apparel, accessory stores -----	19
	Number -----	7	561, 567	Men's, boys' apparel stores, custom tailors -----	3
	Sales ----- \$1,000 --	3 864	562-3, 568	Women's clothing, specialty stores -----	11
53 part, 56, 57	Shopping goods stores:		562	Women's ready-to-wear stores -----	7
	Number -----	27	565	Family clothing stores -----	-
	Sales ----- \$1,000 --	16 917	566	Shoe stores -----	5
52, 55, 59 ex. 591	All other stores:		564, 569	Other apparel, accessory stores -----	-
	Number -----	9	57	Furniture, home furnishings, equipment stores -----	3
	Sales ----- \$1,000 --	861	5712	Furniture stores -----	1
		Number of establishments	5713-15, 19	Other home furnishings stores -----	-
			572, 573	Household appliance, radio, television, music stores -----	2
	Retail stores, total -----	43	58	Eating, drinking places -----	4
52	Lumber, building materials, hardware, farm equipment dealers -----	-	5812	Eating places -----	3
5251	Hardware stores -----	-	5813	Drinking places (alcoholic beverages) -----	1
52 ex. 5251	Other -----	-	59 pt. (591)	Drug stores, proprietary stores -----	1
53 part	General merchandise group stores -----	5	59 ex. 591	Other retail stores -----	8
531	Department stores -----	2	592	Liquor stores -----	-
533	Limited price variety stores -----	2	594	Book, stationery stores -----	1
539	Miscellaneous general merchandise stores -----	1	595	Sporting goods stores, bicycle shops -----	-
			597	Jewelry stores -----	2
54	Food stores -----	2	5992	Florists -----	1
			5996	Camera, photographic supply stores -----	1

Standard Notes: - Represents zero. (D) Withheld to avoid disclosure. (NA) Not available.

TABLE 6. Other Major Retail Centers in the SMSA: 1963—Continued


MRC No. 13. Includes the planned center known as "El Cajon Shopping Center" and establishments on Main St. from Chambers St. to Claydelle Ave. and on Magnolia Ave. from Wisconsin Ave. to Douglas Ave. (El Cajon)

SIC code	Kind of business	Total	SIC code	Kind of business	Number of establishments
	Retail stores, total:				
	Number -----	74	55 ex. 554	Automotive Dealers -----	2
	Sales ----- \$1,000--	27 616	55 pt. (554)	Gasoline service stations -----	4
54, 58, 591	Convenience goods stores:		56	Apparel, accessory stores -----	20
	Number -----	16	561, 567	Men's, boys' apparel stores, custom tailors -----	4
	Sales ----- \$1,000--	6 956	562-3, 568	Women's clothing, specialty stores -----	10
53 part, 56, 57	Shopping goods stores:		562	Women's ready-to-wear stores -----	7
	Number -----	36	565	Family clothing stores -----	1
	Sales ----- \$1,000--	16 888	566	Shoe stores -----	5
52, 55, 59 ex. 591	All other stores:		564, 569	Other apparel, accessory stores -----	-
	Number -----	22	57	Furniture, home furnishings, equipment stores -----	7
	Sales ----- \$1,000--	3 772	5712	Furniture stores -----	3
		Number of establishments	5713-15, 19	Other home furnishings stores -----	-
			572, 573	Household appliance, radio, television, music stores -----	4
	Retail stores, total -----	74	58	Eating, drinking places -----	9
52	Lumber, building materials, hardware, farm equipment dealers -----	3	5812	Eating places -----	9
5251	Hardware stores -----	-	5813	Drinking places (alcoholic beverages) -----	-
52 ex. 5251	Other -----	3	59 pt. (591)	Drug stores, proprietary stores -----	4
53 part	General merchandise group stores -----	9	59 ex. 591	Other retail stores -----	13
531	Department stores -----	3	592	Liquor stores -----	-
533	Limited price variety stores -----	3	594	Book, stationery stores -----	2
539	Miscellaneous general merchandise stores -----	3	595	Sporting goods stores, bicycle shops -----	1
			597	Jewelry stores -----	3
54	Food stores -----	3	5992	Florists -----	1
			5996	Camera, photographic supply stores -----	-

MRC No. 14. Includes establishments on Grand Ave. from Maple St. to Valley Blvd., on Ohio Ave. from Maple St. to Juniper St., on Maple St., Kalmia St. and Juniper St. from Grand Ave. to Ohio Ave., and on Broadway from Ohio Ave. to Second Ave. (Escondido)

SIC code	Kind of business	Total	SIC code	Kind of business	Number of establishments
	Retail stores, total:				
	Number -----	83	55 ex. 554	Automotive dealers -----	2
	Sales ----- \$1,000--	16 742	55 pt. (554)	Gasoline service stations -----	4
54, 58, 591	Convenience goods stores:		56	Apparel, accessory stores -----	18
	Number -----	20	561, 567	Men's, boys' apparel stores, custom tailors -----	3
	Sales ----- \$1,000--	2 625	562-3, 568	Women's clothing, specialty stores -----	8
53 part, 56, 57	Shopping goods stores:		562	Women's ready-to-wear stores -----	7
	Number -----	35	565	Family clothing stores -----	-
	Sales ----- \$1,000--	9 528	566	Shoe stores -----	5
52, 55, 59 ex. 591	All other stores:		564, 569	Other apparel, accessory stores -----	2
	Number -----	28	57	Furniture, home furnishings, equipment stores -----	9
	Sales ----- \$1,000--	4 589	5712	Furniture stores -----	3
		Number of establishments	5713-15, 19	Other home furnishings stores -----	2
			572, 573	Household appliance, radio, television, music stores -----	4
	Retail stores, total -----	83	58	Eating, drinking places -----	12
52	Lumber, building materials, hardware, farm equipment dealers -----	6	5812	Eating places -----	8
5251	Hardware stores -----	2	5813	Drinking places (alcoholic beverages) -----	4
52 ex. 5251	Other -----	4	59 pt. (591)	Drug stores, proprietary stores -----	4
53 part	General merchandise group stores -----	8	59 ex. 591	Other retail stores -----	16
531	Department stores -----	2	592	Liquor stores -----	-
533	Limited price variety stores -----	3	594	Book, stationery stores -----	1
539	Miscellaneous general merchandise stores -----	3	595	Sporting goods stores, bicycle shops -----	1
			597	Jewelry stores -----	5
54	Food stores -----	4	5992	Florists -----	1
			5996	Camera, photographic supply stores -----	1

Standard Notes: - Represents zero. (D) Withheld to avoid disclosure. (NA) Not available.



San Francisco-Oakland, Calif., SMSA

CONTENTS

[Page numbers listed here omit the chapter prefix, 91-, which appears as part of number for each page]

	page
Standard Metropolitan Statistical Area Map	1
Charts on Retail Sales: 1963 and 1958	4
TABLE 1 The Central Business District: 1963 and 1958:	
A San Francisco	7
B Oakland	8
C Berkeley	9
2 The City: 1963 and 1958:	
A San Francisco	10
B Oakland	11
C Berkeley	12
3 The Standard Metropolitan Statistical Area: 1963 and 1958	13
4 CBD, City, SMSA—Sales Comparisons: 1958 and 1963:	
A San Francisco	14
B Oakland	15
C Berkeley	16
5 CBD Sales as Percent of City and SMSA Sales: 1963 and 1958:	
A San Francisco	17
B Oakland	17
C Berkeley	18
6 Other Major Retail Centers in the SMSA: 1963	19

DEPARTMENT OF CHEMISTRY

RESEARCH REPORT

NO. 100

BY

DR. J. H. VAN VLECK

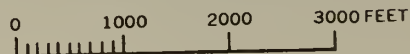

1938

SAN FRANCISCO-OAKLAND, CALIF.

Standard Metropolitan Statistical Area, Central Business District, and Major Retail Centers



STANDARD METROPOLITAN
STATISTICAL AREA
& CENTRAL CITIES



SAN FRANCISCO-OAKLAND, CALIF.

Standard Metropolitan Statistical Area, Central Business District, and Major Retail Centers

CITIES &
MAJOR
RETAIL
CENTERS




San Francisco-Oakland SMSA


Retail Sales: 1958 and 1963 IN MILLIONS OF DOLLARS



San Francisco



Percent Change in Sales, 1958-1963 by Types of Stores




1963 CENSUS OF BUSINESS, U.S. Department of Commerce, Bureau of the Census

San Francisco-Oakland SMSA

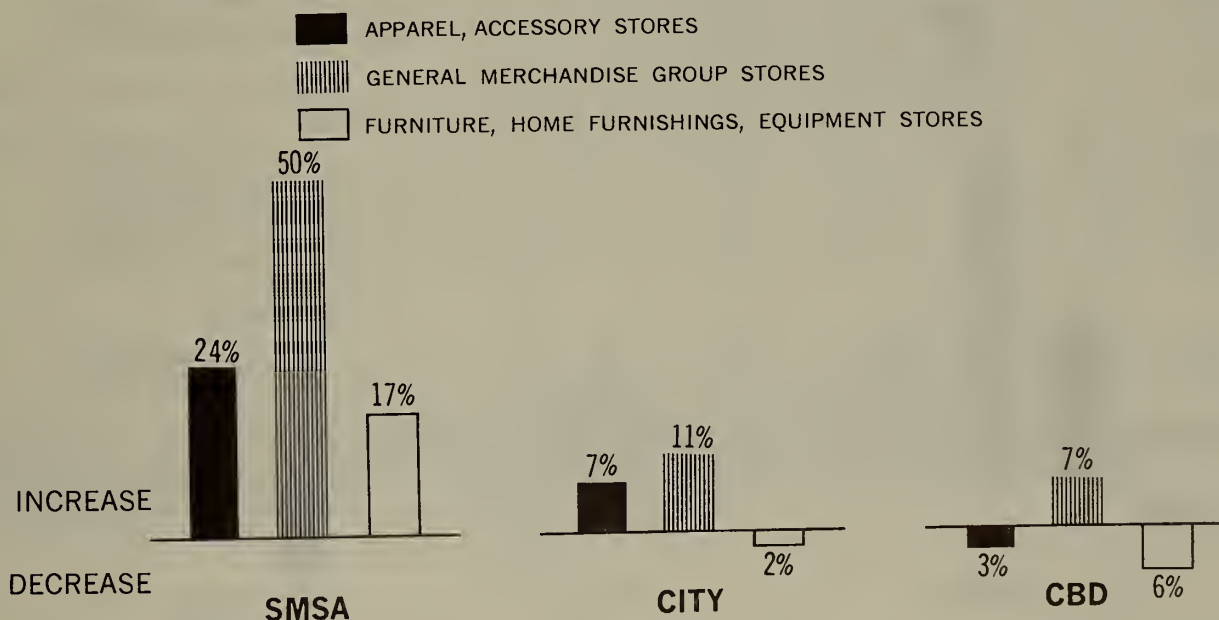
Retail Sales: 1958 and 1963 IN MILLIONS OF DOLLARS



Oakland




Percent Change in Sales, 1958-1963 by Types of Stores




1963 CENSUS OF BUSINESS, U.S. Department of Commerce, Bureau of the Census

San Francisco-Oakland SMSA


Retail Sales: 1958 and 1963 IN MILLIONS OF DOLLARS



Berkeley



Percent Change in Sales, 1958-1963 by Types of Stores



1963 CENSUS OF BUSINESS, U.S. Department of Commerce, Bureau of the Census

TABLE 1. The Central Business District: 1963 and 1958

A. San Francisco

SIC code	Kind of business	1963				1958 ¹		
		Estab- lish- ments (number)	Sales (\$1,000)	Payroll, entire year (\$1,000)	Paid employees, workweek ended nearest Nov. 15 (number)	Estab- lish- ments (number)	Sales (\$1,000)	Payroll, entire year (\$1,000)
	RETAIL STORES							
	Total ^{2,1} -----	2 094	489 000	89 485	23 178	2 192	454 520	81 894
52	Lumber, building materials, hardware, farm equip- ment dealers ¹ -----	20	1 237	182	54	31	3 227	470
5251	Hardware stores-----	6	908	128	42	9	1 662	246
52 ex. 5251	Other ¹ -----	14	329	54	12	22	1 565	224
53 part ²	General merchandise group stores ² -----	57	138 340	22 059	6 868	48	130 394	23 989
531	Department stores-----	6	124 178	19 378	6 125	7	116 845	21 313
533	Limited price variety stores-----	14	(D)	(D)	(D)	5	9 540	2 262
539	Miscellaneous general merchandise stores-----	37	(D)	(D)	(D)	36	4 009	414
54	Food stores-----	187	27 485	2 831	645	172	24 540	1 933
55 ex. 554	Automotive dealers-----	28	5 641	996	151	31	13 330	1 572
55 pt. (554)	Gasoline service stations-----	33	3 811	520	121	40	4 497	508
56	Apparel, accessory stores-----	287	113 765	20 705	4 432	286	96 690	18 418
561, 567	Men's, boys' apparel stores, custom tailors-----	110	31 589	5 514	1 027	111	21 915	3 810
562-3, 568	Women's clothing, specialty stores-----	121	64 299	12 618	2 924	117	57 395	11 995
562	Women's ready-to-wear stores ³ -----	52	58 119	11 695	2 700	47	50 659	11 066
565	Family clothing stores ³ -----	8	(D)	(D)	(D)	9	7 848	1 010
566	Shoe stores-----	41	9 926	1 745	338	39	8 865	1 530
564, 569	Other apparel, accessory stores-----	7	(D)	(D)	(D)	4	487	73
57	Furniture, home furnishings, equipment stores-----	112	30 400	4 037	807	106	32 432	4 525
5712	Furniture stores-----	50	18 871	2 325	462	48	20 007	2 597
5713-15, 19	Other home furnishings stores-----	16	4 183	751	171	16	3 733	787
572, 573	Household appliance, radio, television, music stores-----	46	7 346	961	174	42	8 692	1 141
58	Eating, drinking places-----	760	88 343	26 116	7 220	829	79 462	21 271
5812	Eating places-----	515	67 975	21 255	5 864	559	64 803	18 764
5813	Drinking places (alcoholic beverages)-----	245	20 368	4 861	1 356	270	14 659	2 507
59 pt. (591)	Drug stores, proprietary stores-----	49	13 901	2 262	439	49	10 660	1 514
59 ex. 591	Other retail stores ⁴ -----	561	66 077	9 777	2 441	600	59 288	7 694
592	Liquor stores-----	48	6 967	439	117	51	6 503	436
594	Book, stationery stores-----	43	5 516	749	227	43	4 373	659
595	Sporting goods stores, bicycle shops-----	12	4 916	757	193	5	2 081	411
597	Jewelry stores-----	94	19 680	3 273	683	109	14 654	1 831
5992	Florists-----	32	2 310	582	140	32	2 480	565
5996	Camera, photographic supply stores-----	17	5 390	586	99	20	4 514	420
	SELECTED SERVICES							
7011	Hotels, motels-----	235	50 752	18 395	5 696	260	40 550	15 626
783	Motion picture theaters-----	27	6 013	1 769	429	27	6 772	1 729

Standard Notes: - Represents zero. (D) Withheld to avoid disclosure. (NA) Not available. ¹1958 data revised.

¹1958 group totals for SIC 53 and 56 may include data for "nonemployer" establishments which could not be classified and tabulated by detailed kinds of business.

²Excludes nonstore retailers (i.e., mail order, direct selling, merchandising, vending machine operators) part of SIC 53.

³1958 data limited to "employer" establishments.

⁴Includes data for those kinds of business in SIC 59 (ex. 591) not covered in any of the lines below.

TABLE 1. The Central Business District: 1963 and 1958—Continued

B. Oakland

SIC code	Kind of business	1963				1958 ¹		
		Estab- lish- ments (number)	Sales (\$1,000)	Payroll, entire year (\$1,000)	Paid employees, workweek ended nearest Nov. 15 (number)	Estab- lish- ments (number)	Sales (\$1,000)	Payroll, entire year (\$1,000)
	RETAIL STORES							
	Total ² -----	666	190 064	32 729	7 351	746	186 052	29 823
52	Lumber, building materials, hardware, farm equip- ment dealers -----	8	(D)	(D)	(D)	10	7 990	1 235
5251	Hardware stores -----	1	(D)	(D)	(D)	3	(D)	(D)
52 ex. 5251	Other -----	7	(D)	(D)	(D)	7	(D)	(D)
53 part ²	General merchandise group stores ² -----	23	56 208	11 033	2 446	16	52 433	9 439
531	Department stores -----	5	51 237	10 087	2 146	4	41 213	7 518
533	Limited price variety stores -----	7	3 245	678	237	4	(D)	(D)
539	Miscellaneous general merchandise stores -----	11	1 726	268	63	8	(D)	(D)
54	Food stores -----	74	9 632	914	254	81	14 853	1 174
55 ex. 554	Automotive dealers -----	8	20 566	1 715	266	11	12 993	1 615
55 pt. (554)	Gasoline service stations -----	24	(D)	(D)	(D)	28	2 775	277
56	Apparel, accessory stores -----	117	31 431	5 596	1 217	136	32 404	5 686
561, 567	Men's, boys' apparel stores, custom tailors -----	35	8 587	1 894	345	41	10 018	2 026
562-3, 568	Women's clothing, specialty stores -----	48	14 003	2 234	571	54	13 574	2 308
562	Women's ready-to-wear stores ³ -----	31	12 527	2 021	512	31	11 861	2 024
565	Family clothing stores ³ -----	7	(D)	(D)	(D)	8	(D)	(D)
566	Shoe stores -----	24	5 096	929	194	27	5 535	878
564, 569	Other apparel, accessory stores -----	3	(D)	(D)	(D)	2	(D)	(D)
57	Furniture, home furnishings, equipment stores -----	47	21 407	4 012	703	51	22 683	3 727
5712	Furniture stores -----	19	15 724	3 307	582	22	17 172	2 964
5713-15, 19	Other home furnishings stores -----	6	831	115	21	11	966	94
572, 573	Household appliance, radio, television, music stores -----	22	4 852	590	100	18	4 545	669
58	Eating, drinking places -----	180	14 050	3 571	1 053	205	14 062	3 075
5812	Eating places -----	114	10 033	2 586	834	134	9 198	2 367
5813	Drinking places (alcoholic beverages) -----	66	4 017	985	219	71	4 874	708
59 pt. (591)	Drug stores, proprietary stores -----	17	6 045	971	377	17	11 292	1 408
59 ex. 591	Other retail stores ⁴ -----	168	17 090	2 723	597	191	14 567	2 187
592	Liquor stores -----	22	2 054	132	28	25	1 930	123
594	Book, stationery stores -----	6	1 438	297	47	13	1 444	297
595	Sporting goods stores, bicycle shops -----	5	685	83	21	6	599	80
597	Jewelry stores -----	34	6 435	1 098	221	39	6 211	1 071
5992	Florists -----	7	377	56	21	8	289	29
5996	Camera, photographic supply stores -----	4	449	46	10	4	468	37
	SELECTED SERVICES							
7011	Hotels, motels -----	41	2 440	921	218	57	2 479	941
783	Motion picture theaters -----	8	2 430	790	190	10	2 802	750

Standard Notes: - Represents zero. (D) Withheld to avoid disclosure. (NA) Not available.

¹1958 group totals for SIC 53 and 56 may include data for "nonemployer" establishments which could not be classified and tabulated by detailed kinds of business.²Excludes nonstore retailers (i.e., mail order, direct selling, merchandise vending machine operators) part of SIC 53.³1958 data limited to "employer" establishments.⁴Includes data for those kinds of business in SIC 59 (ex. 591) not covered in any of the lines below.

TABLE 1. The Central Business District: 1963 and 1958—Continued

C. Berkeley

SIC code	Kind of business	1963				1958 ¹		
		Estab- lish- ments (number)	Sales (\$1,000)	Payroll, entire year (\$1,000)	Paid employees, workweek ended nearest Nov. 15 (number)	Estab- lish- ments (number)	Sales (\$1,000)	Payroll, entire year (\$1,000)
	RETAIL STORES							
	Total ² -----	223	50 566	7 417	1 834	246	45 043	6 769
52	Lumber, building materials, hardware, farm equip- ment dealers -----	10	1 539	270	61	12	1 859	309
5251	Hardware stores -----	2	(D)	(D)	(D)	6	(D)	(D)
52 ex. 5251	Other -----	8	(D)	(D)	(D)	6	(D)	(D)
53 part ²	General merchandise group stores ² -----	9	9 447	1 800	532	10	8 244	1 582
531	Department stores -----	2	(D)	(D)	(D)	1	(D)	(D)
533	Limited price variety stores -----	2	(D)	(D)	(D)	3	(D)	(D)
539	Miscellaneous general merchandise stores -----	5	285	34	8	6	2 623	305
54	Food stores -----	23	4 782	685	157	26	5 874	613
55 ex. 554	Automotive dealers -----	12	15 747	1 558	236	18	10 605	1 305
55 pt. (554)	Gasoline service stations -----	16	2 203	287	102	15	1 666	235
56	Apparel, accessory stores -----	30	5 294	789	190	40	6 072	860
561, 567	Men's, boys' apparel stores, custom tailors -----	5	1 572	258	41	5	1 200	171
562-3, 568	Women's clothing, specialty stores -----	15	1 739	251	83	19	1 788	238
562	Women's ready-to-wear stores ³ -----	7	1 235	196	65	10	937	144
565	Family clothing stores ³ -----	3	(D)	(D)	(D)	3	(D)	(D)
566	Shoe stores -----	5	974	170	37	9	1 316	189
564, 569	Other apparel, accessory stores -----	2	(D)	(D)	(D)	4	(D)	(D)
57	Furniture, home furnishings, equipment stores -----	27	3 565	529	117	26	4 199	674
5712	Furniture stores -----	7	1 646	254	49	11	2 138	375
5713-15, 19	Other home furnishings stores -----	6	(D)	(D)	(D)	6	404	42
572, 573	Household appliance, radio, television, music stores -----	14	(D)	(D)	(D)	9	1 657	257
58	Eating, drinking places -----	31	2 208	601	192	40	2 180	619
5812	Eating places -----	31	2 208	601	192	40	2 180	619
5813	Drinking places (alcoholic beverages) -----	-	-	-	-	-	-	-
59 pt. (591)	Drug stores, proprietary stores -----	6	1 380	207	44	6	1 500	190
59 ex. 591	Other retail stores ⁴ -----	59	4 401	691	203	53	2 844	382
592	Liquor stores -----	-	-	-	-	-	-	-
594	Book, stationery stores -----	5	709	130	63	8	564	89
595	Sporting goods stores, bicycle shops -----	4	582	58	19	2	(D)	(D)
597	Jewelry stores -----	8	812	165	29	5	408	79
5992	Florists -----	4	241	29	6	4	217	18
5996	Camera, photographic supply stores -----	3	(D)	(D)	(D)	2	(D)	(D)
	SELECTED SERVICES							
7011	Hotels, motels -----	10	555	202	72	7	446	189
783	Motion picture theaters -----	5	716	233	82	4	718	196

Standard Notes: - Represents zero. (D) Withheld to avoid disclosure. (NA) Not available.

¹1958 group totals for SIC 53 and 56 may include data for "nonemployer" establishments which could not be classified and tabulated by detailed kinds of business.

²Excludes nonstore retailers (i.e., mail order, direct selling, merchandising vending machine operators) part of SIC 53.

³1958 data limited to "employer" establishments.

⁴Includes data for those kinds of business in SIC 59 (ex. 591) not covered in any of the lines below.

TABLE 2. The City: 1963 and 1958

A. San Francisco

SIC code	Kind of business	1963				1958 ¹		
		Estab- lish- ments (number)	Sales (\$1,000)	Payroll, entire year (\$1,000)	Paid employees, workweek ended nearest Nov. 15 (number)	Estab- lish- ments (number)	Sales (\$1,000)	Payroll, entire year (\$1,000)
	RETAIL STORES							
	Total ² -----	7 796	1 452 877	214 446	52 455	8 729	1 228 721	169 842
52	Lumber, building materials, hardware, farm equip- ment dealers -----	166	24 360	2 985	647	251	27 130	2 894
5251	Hardware stores -----	72	8 176	998	252	107	8 066	912
52 ex. 5251	Other -----	94	16 184	1 987	395	144	19 064	1 982
53 part ²	General merchandise group stores ² -----	197	229 286	34 684	9 908	219	197 708	33 391
531	Department stores -----	13	199 457	29 625	8 517	12	165 873	28 329
533	Limited price variety stores -----	85	19 595	3 756	1 048	106	(D)	(D)
539	Miscellaneous general merchandise stores -----	99	10 234	1 303	343	83	(D)	(D)
54	Food stores -----	1 621	296 352	25 683	5 669	1 909	265 468	19 068
55 ex. 554	Automotive dealers -----	191	203 529	22 681	3 023	192	142 769	15 019
55 pt. (554)	Gasoline service stations -----	510	64 149	6 613	1 802	545	56 200	5 419
56	Apparel, accessory stores -----	573	143 204	24 628	5 427	642	120 256	21 443
561, 567	Men's, boys' apparel stores, custom tailors -----	172	38 346	6 448	1 246	171	25 420	4 253
562-3, 568	Women's clothing, specialty stores -----	249	75 720	14 134	3 361	270	67 876	13 365
562	Women's ready-to-wear stores ³ -----	123	67 473	12 975	3 028	100	59 222	12 300
565	Family clothing stores ³ -----	31	10 834	(D)	(D)	27	9 784	1 288
566	Shoe stores -----	92	16 611	2 721	557	102	14 299	2 303
564, 569	Other apparel, accessory stores -----	29	1 693	(D)	(D)	48	2 289	234
57	Furniture, home furnishings, equipment stores -----	511	81 263	12 099	2 248	551	83 670	11 293
5712	Furniture stores -----	216	48 273	7 367	1 302	197	49 116	6 391
5713-15, 19	Other home furnishings stores -----	101	10 073	1 790	370	126	11 058	1 943
572, 573	Household appliance, radio, television, music stores -----	194	22 917	2 942	576	228	23 496	2 959
58	Eating, drinking places -----	2 280	211 406	58 801	16 970	2 567	182 485	44 024
5812	Eating places -----	1 473	158 518	47 358	13 758	1 695	138 033	37 345
5813	Drinking places (alcoholic beverages) -----	807	52 888	11 443	3 212	872	44 452	6 679
59 pt. (591)	Drug stores, proprietary stores -----	255	43 019	7 168	1 565	262	36 284	4 944
59 ex. 591	Other retail stores ⁴ -----	1 492	130 309	16 104	4 196	1 591	116 751	12 347
592	Liquor stores -----	240	34 499	1 847	518	295	30 244	1 592
594	Book, stationery stores -----	103	8 878	1 132	341	112	7 841	958
595	Sporting goods stores, bicycle shops -----	52	6 589	917	246	44	3 958	547
597	Jewelry stores -----	151	23 265	3 784	776	188	19 346	2 480
5992	Florists -----	107	5 970	1 176	308	135	5 838	952
5996	Camera, photographic supply stores -----	27	6 819	729	134	39	7 376	659
	SELECTED SERVICES							
7011	Hotels, motels -----	427	80 423	27 489	7 729	560	62 236	(D)
783	Motion picture theaters -----	75	11 740	3 645	1 065	85	14 239	3 707

Standard Notes: - Represents zero. (D) Withheld to avoid disclosure. (NA) Not available.

¹1958 group totals for SIC 53 and 56 may include data for "nonemployer" establishments which could not be classified and tabulated by detailed kinds of business.

²Excludes nonstore retailers (i.e., mail order, direct selling, merchandise vending machine operators) part of SIC 53.

³1958 data limited to "employer" establishments.

⁴Includes data for those kinds of business in SIC 59 (ex. 591) not covered in any of the lines below.

TABLE 2. The City: 1963 and 1958—Continued

B. Oakland

SIC code	Kind of business	1963				1958 ¹		
		Estab- lish- ments (number)	Sales (\$1,000)	Payroll, entire year (\$1,000)	Paid employees, workweek ended nearest Nov. 15 (number)	Estab- lish- ments (number)	Sales (\$1,000)	Payroll, entire year (\$1,000)
	RETAIL STORES							
	Total ²	3 526	661 336	93 330	21 828	4 019	581 258	(D)
52	Lumber, building materials, hardware, farm equip- ment dealers	104	22 698	3 335	667	120	20 626	2 734
5251	Hardware stores	48	10 184	1 814	357	43	9 292	1 346
52 ex. 5251	Other	56	12 514	1 521	310	77	11 334	1 388
53 part ²	General merchandise group stores ²	104	102 288	17 193	3 904	106	92 452	14 664
531	Department stores	8	92 052	15 578	3 357	8	78 018	12 444
533	Limited price variety stores	56	6 987	1 181	412	60	(D)	(D)
539	Miscellaneous general merchandise stores	40	3 249	434	135	26	(D)	(D)
54	Food stores	690	136 435	11 722	2 529	840	125 074	9 665
55 ex. 554	Automotive dealers	184	135 161	14 901	2 377	215	87 773	9 603
55 pt. (554)	Gasoline service stations	329	39 252	4 087	1 166	402	35 191	3 383
56	Apparel, accessory stores	247	46 262	7 847	1 855	281	43 264	7 182
561, 567	Men's, boys' apparel stores, custom tailors	62	11 870	2 319	446	69	12 893	2 340
562-3, 568	Women's clothing, specialty stores	101	19 523	3 105	865	106	17 997	3 025
562	Women's ready-to-wear stores ³	72	17 237	2 711	760	70	15 951	2 713
565	Family clothing stores ³	19	4 933	755	174	15	3 556	548
566	Shoe stores	54	9 455	1 619	355	59	7 556	1 127
564, 569	Other apparel, accessory stores	11	481	49	15	20	1 062	142
57	Furniture, home furnishings, equipment stores	249	42 438	7 217	1 415	283	43 222	6 521
5712	Furniture stores	97	27 038	4 805	872	106	27 189	4 206
5713-15, 19	Other home furnishings stores	51	5 607	1 124	284	70	5 401	878
572, 573	Household appliance, radio, television, music stores	101	9 793	1 288	259	107	10 632	1 437
58	Eating, drinking places	885	67 769	17 968	5 364	968	63 826	16 921
5812	Eating places	563	50 911	14 499	4 495	657	48 800	14 747
5813	Drinking places (alcoholic beverages)	322	16 858	3 469	869	311	15 026	2 174
59 pt. (591)	Drug stores, proprietary stores	112	20 692	2 964	847	112	23 085	(D)
59 ex. 591	Other retail stores ⁴	622	48 341	6 096	1 704	692	46 745	4 727
592	Liquor stores	165	19 267	1 098	343	215	20 647	1 111
594	Book, stationery stores	28	2 285	391	84	38	3 374	531
595	Sporting goods stores, bicycle shops	22	2 017	226	61	28	2 298	243
597	Jewelry stores	57	7 205	1 150	248	77	8 256	1 377
5992	Florists	36	2 220	436	109	47	1 633	285
5996	Camera, photographic supply stores	13	1 103	109	30	9	841	80
	SELECTED SERVICES							
7011	Hotels, motels	103	(D)	(D)	(D)	149	4 858	1 437
783	Motion picture theaters	16	(D)	(D)	(D)	22	(D)	(D)

Standard Notes: — Represents zero. (D) Withheld to avoid disclosure. (NA) Not available.

¹1958 group totals for SIC 53 and 56 may include data for "nonemployer" establishments which could not be classified and tabulated by detailed kinds of business.

²Excludes nonstore retailers (i.e., mail order, direct selling, merchandise vending machine operators) part of SIC 53.

³1958 data limited to "employer" establishments.

⁴Includes data for those kinds of business in SIC 59 (ex. 591) not covered in any of the lines below.

TABLE 2. The City: 1963 and 1958—Continued

C. Berkeley

SIC code	Kind of business	1963				1958 ¹		
		Estab- lish- ments (number)	Sales (\$1,000)	Payroll, entire year (\$1,000)	Paid employees, workweek ended nearest Nov. 15 (number)	Estab- lish- ments (number)	Sales (\$1,000)	Payroll, entire year (\$1,000)
	RETAIL STORES							
	Total ² -----	898	174 274	23 531	5 554	1 024	151 399	18 698
52	Lumber, building materials, hardware, farm equip- ment dealers -----	32	4 670	807	149	44	4 447	510
5251	Hardware stores -----	10	1 582	212	54	20	1 694	162
52 ex. 5251	Other -----	22	3 088	595	95	24	2 753	348
53 part ²	General merchandise group stores ² -----	28	17 064	2 791	872	39	14 738	2 507
531	Department stores -----	2	(D)	(D)	(D)	1	(D)	(D)
533	Limited price variety stores -----	13	1 520	273	97	23	2 847	435
539	Miscellaneous general merchandise stores -----	13	(D)	(D)	(D)	13	(D)	(D)
54	Food stores -----	170	45 619	5 181	982	214	39 397	3 291
55 ex. 554	Automotive dealers -----	54	34 846	3 626	550	53	28 737	3 106
55 pt. (554)	Gasoline service stations -----	94	13 776	1 491	458	113	12 045	1 331
56	Apparel, accessory stores -----	71	10 302	1 519	373	75	10 022	1 471
561, 567	Men's, boys' apparel stores, custom tailors -----	13	3 099	481	94	14	2 096	320
562-3, 568	Women's clothing, specialty stores -----	31	3 519	549	175	31	3 184	469
562	Women's ready-to-wear stores ³ -----	15	2 675	447	140	16	2 182	353
565	Family clothing stores ³ -----	8	(D)	(D)	(D)	6	2 341	331
566	Shoe stores -----	13	1 652	277	54	17	1 978	298
564, 569	Other apparel, accessory stores -----	6	(D)	(D)	(D)	7	423	53
57	Furniture, home furnishings, equipment stores -----	75	9 533	1 422	309	75	10 860	1 570
5712	Furniture stores -----	31	3 647	540	102	28	4 891	762
5713-15, 19	Other home furnishings stores -----	11	1 820	273	82	14	636	61
572, 573	Household appliance, radio, television, music stores -----	33	4 066	609	125	33	5 333	747
58	Eating, drinking places -----	136	12 238	3 434	946	166	9 716	2 520
5812	Eating places -----	113	11 043	3 204	886	148	8 976	2 410
5813	Drinking places (alcoholic beverages) -----	23	1 195	230	60	18	740	110
59 pt. (591)	Drug stores, proprietary stores -----	39	7 801	1 165	302	42	7 014	922
59 ex. 591	Other retail stores ⁴ -----	199	18 425	2 095	613	203	14 423	1 470
592	Liquor stores -----	36	7 107	463	118	36	4 473	300
594	Book, stationery stores -----	17	2 907	453	147	23	3 234	503
595	Sporting goods stores, bicycle shops -----	11	1 477	185	53	9	852	92
597	Jewelry stores -----	15	1 324	219	54	17	746	100
5992	Florists -----	11	528	67	21	10	416	41
5996	Camera, photographic supply stores -----	8	788	97	27	9	582	78
	SELECTED SERVICES							
7011	Hotels, motels -----	25	4 674	1 663	499	29	(D)	(D)
783	Motion picture theaters -----	8	(D)	(D)	(D)	12	(D)	(D)

Standard Notes: — Represents zero. (D) Withheld to avoid disclosure. (NA) Not available.

¹1958 group totals for SIC 53 and 56 may include data for "nonemployer" establishments which could not be classified and tabulated by detailed kinds of business.²Excludes nonstore retailers (i.e., mail order, direct selling, merchandise vending machine operators) part of SIC 53.³1958 data limited to "employer" establishments.⁴Includes data for those kinds of business in SIC 59 (ex. 591) not covered in any of the lines below.

TABLE 3. The Standard Metropolitan Statistical Area: 1963 and 1958

SIC code	Kind of business	1963				1958 ¹		
		Estab- lish- ments	Sales	Payroll, entire year	Paid employees, workweek ended nearest Nov. 15	Estab- lish- ments	Sales	Payroll, entire year
		(number)	(\$1,000)	(\$1,000)	(number)	(number)	(\$1,000)	(\$1,000)
	RETAIL STORES							
	Total ² -----	22 438	4 436 718	587 049	142 796	23 477	3 352 750	419 217
52	Lumber, building materials, hardware, farm equip- ment dealers -----	804	136 951	18 021	3 572	958	131 263	15 414
5251	Hardware stores -----	309	38 815	5 289	1 237	347	37 869	4 595
52 ex. 5251	Other -----	495	98 136	12 732	2 335	611	93 394	10 819
53 part ²	General merchandise group stores ² -----	683	622 257	89 547	24 883	721	414 291	66 402
531	Department stores -----	60	505 732	72 062	19 356	(NA)	(NA)	(NA)
533	Limited price variety stores -----	334	60 414	10 547	3 523	351	49 376	8 609
539	Miscellaneous general merchandise stores -----	289	56 111	6 938	2 004	(NA)	(NA)	(NA)
54	Food stores -----	3 997	1 070 473	96 391	19 472	4 529	860 912	64 855
55 ex. 554	Automotive dealers -----	1 095	794 405	84 294	12 590	1 093	512 157	53 119
55 pt. (554)	Gasoline service stations -----	2 251	284 178	28 002	8 508	2 329	220 349	20 874
56	Apparel, accessory stores -----	1 686	303 857	47 269	11 551	1 700	244 652	39 006
561, 567	Men's, boys' apparel stores, custom tailors -----	382	75 758	12 075	2 414	375	55 963	8 791
562-3, 568	Women's clothing, specialty stores -----	728	139 057	22 737	6 081	679	116 340	20 357
562	Women's ready-to-wear stores ³ -----	461	119 117	20 063	5 297	360	99 668	13 308
565	Family clothing stores ³ -----	107	28 981	3 592	771	85	(D)	(D)
566	Shoe stores -----	358	52 323	8 022	1 841	362	40 420	5 882
564, 569	Other apparel, accessory stores -----	111	7 738	843	444	147	(D)	(D)
57	Furniture, home furnishings, equipment stores -----	1 694	245 162	34 999	7 054	1 712	209 095	28 668
5712	Furniture stores -----	660	125 459	18 413	3 402	(NA)	(NA)	(NA)
5713-15, 19	Other home furnishings stores -----	338	35 901	6 169	1 322	(NA)	(NA)	(NA)
572, 573	Household appliance, radio, television, music stores -----	696	83 802	10 417	2 330	733	67 014	8 689
58	Eating, drinking places -----	5 480	460 566	123 578	38 704	5 704	366 502	87 987
5812	Eating places -----	3 649	349 765	100 645	32 402	3 873	275 685	74 254
5813	Drinking places (alcoholic beverages) -----	1 831	110 801	22 933	6 302	1 831	90 817	13 733
59 pt. (591)	Drug stores, proprietary stores -----	770	160 431	23 504	5 335	743	116 722	15 629
59 ex. 591	Other retail stores ⁴ -----	3 978	338 438	39 144	10 377	3 988	276 807	27 263
592	Liquor stores -----	790	118 292	7 071	1 862	822	91 978	5 036
594	Book, stationery stores -----	217	20 033	2 759	826	259	20 019	(D)
595	Sporting goods stores, bicycle shops -----	221	19 435	2 211	627	210	13 570	1 361
597	Jewelry stores -----	366	44 763	6 915	1 420	445	37 815	5 332
5992	Florists -----	268	15 585	2 877	777	(NA)	(NA)	(NA)
5996	Camera, photographic supply stores -----	86	13 730	1 518	322	(NA)	(NA)	(NA)
	SELECTED SERVICES							
7011	Hotels, motels -----	782	116 257	37 791	11 227	1 014	79 466	27 014
783	Motion picture theaters -----	164	25 936	7 188	2 418	191	(D)	(D)

Standard Notes: — Represents zero. (D) Withheld to avoid disclosure. (NA) Not available.

¹1958 group totals for SIC 53 and 56 may include data for "nonemployer" establishments which could not be classified and tabulated by detailed kinds of business.

²Excludes nonstore retailers (i.e., mail order, direct selling, merchandise vending machine operators) part of SIC 53.

³1958 data limited to "employer" establishments.

⁴Includes data for those kinds of business in SIC 59 (ex. 591) not covered in any of the lines below.

TABLE 4. CBD, City, SMSA—Sales Comparisons: 1958 and 1963

A. San Francisco

SIC code	Kind of business	Percent change in sales			Percent distribution of sales					
		Central business district	City	Standard metropolitan statistical area	Central business district		City		Standard metropolitan statistical area	
					1963	1958	1963	1958	1963	1958
	RETAIL STORES									
	Total ² -----	7.6	18.2	32.3	100.0	100.0	100.0	100.0	100.0	100.0
52	Lumber, building materials, hardware, farm equipment dealers -----	-61.7	-10.2	4.3	0.3	0.7	1.7	2.2	3.1	3.9
5251	Hardware stores -----	-45.4	1.4	2.5	0.2	0.4	0.6	0.7	0.9	1.1
52 ex. 5251	Other -----	-79.0	-15.1	5.1	0.1	0.3	1.1	1.5	2.2	2.8
53 part ²	General merchandise group stores ^{1,2} -----	6.1	16.0	50.2	28.2	28.7	15.8	16.1	14.0	12.4
531	Department stores -----	6.3	20.3	(NA)	25.4	25.7	13.7	13.5	11.4	(NA)
533	Limited price variety stores -----	(D)	(D)	22.4	(D)	2.1	1.4	(D)	1.4	1.5
539	Miscellaneous general merchandise stores -----	(D)	(D)	(NA)	(D)	0.9	0.7	(D)	1.3	(NA)
54	Food stores -----	12.0	11.6	24.3	5.6	5.4	20.4	21.6	24.1	25.7
55 ex. 554	Automotive dealers -----	-57.7	42.6	55.1	1.2	2.9	14.0	11.6	17.9	15.3
55 pt. (554)	Gasoline service stations -----	-15.3	14.1	29.0	0.8	1.0	4.4	4.6	6.4	6.6
56	Apparel, accessory stores ¹ -----	17.7	19.1	24.2	23.3	21.3	9.9	9.8	6.9	7.3
561, 567	Men's, boys' apparel stores, custom tailors -----	44.1	50.9	35.4	6.5	4.8	2.6	2.1	1.7	1.7
562-3, 568	Women's clothing, specialty stores -----	12.0	11.6	19.5	13.2	12.6	5.2	5.5	3.1	3.5
562	Women's ready-to-wear stores ³ -----	14.7	13.9	19.5	11.9	11.2	4.6	4.8	2.7	3.0
565	Family clothing stores ³ -----	(D)	10.7	(D)	(D)	1.7	0.8	0.8	0.7	(D)
566	Shoe stores -----	12.0	16.2	29.5	2.0	2.0	1.2	1.2	1.2	1.2
564, 569	Other apparel, accessory stores -----	(D)	-26.0	(D)	(D)	0.1	0.1	0.2	0.2	(D)
57	Furniture, home furnishings, equipment stores -----	-6.3	-2.9	17.3	6.2	7.1	5.6	6.8	5.5	6.2
5712	Furniture stores -----	-5.7	-1.7	(NA)	3.8	4.4	3.3	4.0	2.8	(NA)
5713-15, 19	Other home furnishings stores -----	12.1	-8.9	(NA)	0.9	0.8	0.7	0.9	0.8	(NA)
572, 573	Household appliance, radio, television, music stores -----	-15.5	-2.5	25.1	1.5	1.9	1.6	1.9	1.9	2.0
58	Eating, drinking places -----	11.2	15.9	25.7	18.1	17.5	14.5	14.8	10.4	10.9
5812	Eating places -----	4.9	14.8	26.9	13.9	14.3	10.9	11.2	7.9	8.2
5813	Drinking places (alcoholic beverages) -----	39.0	19.0	22.0	4.2	3.2	3.6	3.6	2.5	2.7
59 pt. (591)	Drug stores, proprietary stores -----	30.4	18.6	37.4	2.8	2.4	3.0	3.0	3.6	3.5
59 ex. 591	Other retail stores ⁴ -----	11.5	11.6	22.3	13.5	13.0	9.0	9.5	7.6	8.2
592	Liquor stores -----	7.1	14.1	28.6	1.4	1.4	2.4	2.5	2.7	2.7
594	Book, stationery stores -----	26.1	13.2	0.1	1.1	1.0	0.6	0.6	0.5	0.6
595	Sporting goods stores, bicycle shops -----	136.2	66.5	43.2	1.0	0.5	0.5	0.3	0.4	0.4
597	Jewelry stores -----	34.3	20.3	18.4	4.0	3.2	1.6	1.6	1.0	1.1
5992	Florists -----	-6.9	2.3	(NA)	0.5	0.6	0.4	0.5	0.4	(NA)
5996	Camera, photographic supply stores -----	19.4	-6.2	(NA)	1.1	1.0	0.5	0.6	0.3	(NA)
	SELECTED SERVICES									
7011	Hotels, motels -----	25.2	29.2	46.3	(x)	(x)	(x)	(x)	(x)	(x)
783	Motion picture theaters -----	-11.2	-17.6	(D)	(x)	(x)	(x)	(x)	(x)	(x)

Standard Notes: - Represents zero. (D) Withheld to avoid disclosure. (NA) Not available. (X) Not applicable. (-) Minus sign before number denotes decrease.

¹1958 group totals for SIC 53 and 56 may include data for "nonemployer" establishments which could not be classified and tabulated by detailed kinds of business.

²Excludes nonstore retailers (i.e., mail order, direct selling, merchandise vending machine operators) part of SIC 53.

³1958 data limited to "employer" establishments.

⁴Includes data for those kinds of business in SIC 59 (ex. 591) not covered in any of the lines below.

TABLE 4. CBD, City, SMSA—Sales Comparisons: 1958 and 1963—Continued

B. Oakland

SIC code	Kind of business	Percent change in sales			Percent distribution of sales					
		Central business district	City	Standard metropolitan statistical area	Central business district		City		Standard metropolitan statistical area	
					1963	1958	1963	1958	1963	1958
	RETAIL STORES									
	Total ² -----	2.2	13.8	32.3	100.0	100.0	100.0	100.0	100.0	100.0
52	Lumber, building materials, hardware, farm equipment dealers -----	(D)	10.1	4.3	(D)	4.3	3.4	3.6	3.1	3.9
5251	Hardware stores -----	(D)	9.6	2.5	(D)	(D)	1.5	1.6	0.9	1.1
52 ex. 5251	Other -----	(D)	10.4	5.1	(D)	(D)	1.9	2.0	2.2	2.8
53 part ²	General merchandise group stores ^{1,2} -----	7.2	10.6	50.2	29.6	28.2	15.5	15.9	14.0	12.4
531	Department stores -----	24.3	18.0	(NA)	27.0	22.2	13.9	13.4	11.4	(NA)
533	Limited price variety stores -----	(D)	(D)	22.4	1.7	(D)	1.1	(D)	1.4	1.5
539	Miscellaneous general merchandise stores -----	(D)	(D)	(NA)	0.9	(D)	0.5	(D)	1.3	(NA)
54	Food stores -----	-35.2	9.1	24.3	5.1	8.0	20.6	21.5	24.1	25.7
55 ex. 554	Automotive dealers -----	58.3	54.0	55.1	10.8	7.0	20.5	15.1	17.9	15.3
55 pt. (554)	Gasoline service stations -----	(D)	11.5	29.0	(D)	1.5	6.0	6.1	6.4	6.6
56	Apparel, accessory stores ¹ -----	-3.0	6.9	24.2	16.5	17.4	7.0	7.4	6.9	7.3
561, 567	Men's, boys' apparel stores, custom tailors -----	-14.3	-7.9	35.4	4.5	5.4	1.8	2.2	1.7	1.7
562-3, 568	Women's clothing, specialty stores -----	3.2	8.5	19.5	7.4	7.3	3.0	3.1	2.1	3.5
562	Women's ready-to-wear stores ³ -----	5.6	8.1	19.5	6.6	6.4	2.6	2.7	2.7	3.0
565	Family clothing stores ³ -----	(D)	38.7	(D)	(D)	(D)	0.7	0.6	0.7	(D)
566	Shoe stores -----	-7.9	25.1	29.5	2.7	3.0	1.4	1.3	1.2	1.2
564, 569	Other apparel, accessory stores -----	(D)	-54.7	(D)	(D)	(D)	0.1	0.2	0.2	(D)
57	Furniture, home furnishings, equipment stores -----	-5.6	-1.8	17.3	11.3	12.2	6.4	7.4	5.5	6.2
5712	Furniture stores -----	-8.4	-0.6	(NA)	8.3	9.2	4.1	4.7	2.8	(NA)
5713-15, 19	Other home furnishings stores -----	-14.0	3.8	(NA)	0.4	0.5	0.8	0.9	0.8	(NA)
572, 573	Household appliance, radio, television, music stores -----	6.8	-7.9	25.1	2.6	2.5	1.5	1.8	1.9	2.0
58	Eating, drinking places -----	-0.1	6.2	25.7	7.4	7.5	10.2	11.0	10.4	10.9
5812	Eating places -----	9.1	4.3	26.9	5.3	4.9	7.7	8.4	7.9	8.2
5813	Drinking places (alcoholic beverages) -----	-17.6	12.2	22.0	2.1	2.6	2.5	2.6	2.5	2.7
59 pt. (591)	Drug stores, proprietary stores -----	-46.5	-10.4	59.7	3.2	6.1	3.1	4.0	4.2	3.5
59 ex. 591	Other retail stores ⁴ -----	17.3	3.4	22.3	9.0	7.8	7.3	8.0	7.6	8.2
592	Liquor stores -----	6.4	-6.7	28.6	1.1	1.0	2.9	3.6	2.7	2.7
594	Book, stationery stores -----	-0.4	-32.3	0.1	0.8	0.8	0.3	0.6	0.5	0.6
595	Sporting goods stores, bicycle shops -----	14.4	-12.2	43.2	0.4	0.3	0.3	0.4	0.4	0.4
597	Jewelry stores -----	3.6	-12.7	18.4	3.4	3.3	1.1	1.4	1.0	1.1
5992	Florists -----	30.5	36.0	(NA)	0.2	0.2	0.3	0.3	0.4	(NA)
5996	Camera, photographic supply stores -----	-4.1	31.2	(NA)	0.2	0.3	0.2	0.1	0.3	(NA)
	SELECTED SERVICES									
7011	Hotels, motels -----	-1.6	(D)	46.3	(x)	(x)	(x)	(x)	(x)	(x)
783	Motion picture theaters -----	-13.3	(D)	(D)	(x)	(x)	(x)	(x)	(x)	(x)

Standard Notes: - Represents zero. (D) Withheld to avoid disclosure. (NA) Not available. (X) Not applicable. (-) Minus sign before number denotes decrease.
¹1958 group totals for SIC 53 and 56 may include data for "nonemployer" establishments which could not be classified and tabulated by detailed kinds of business.
²Excludes nonstore retailers (i.e., mail order, direct selling, merchandise vending machine operators) part of SIC 53.
³1958 data limited to "employer" establishments.
⁴Includes data for those kinds of business in SIC 59 (ex. 591) not covered in any of the lines below.

TABLE 4. CBD, City, SMSA—Sales Comparisons: 1958 and 1963—Continued

C. Berkeley

SIC code	Kind of business	Percent change in sales			Percent distribution of sales					
		Central business district	City	Standard metropolitan statistical area	Central business district		City		Standard metropolitan statistical area	
					1963	1958	1963	1958	1963	1958
	RETAIL STORES									
	Total ² -----	12.3	15.1	32.3	100.0	100.0	100.0	100.0	100.0	100.0
52	Lumber, building materials, hardware, farm equipment dealers -----	-17.2	5.0	4.3	3.0	4.1	2.7	2.9	3.1	3.9
5251	Hardware stores -----	(D)	-6.6	2.5	(D)	(D)	0.9	1.1	0.9	1.1
52 ex. 5251	Other -----	(D)	12.2	5.1	(D)	(D)	1.8	1.8	2.2	2.8
53 part ²	General merchandise group stores ^{1,2} -----	14.6	15.8	50.2	18.7	18.3	9.8	9.8	14.0	12.4
531	Department stores -----	(D)	(D)	(NA)	(D)	(D)	(D)	(D)	11.4	(NA)
533	Limited price variety stores -----	(D)	-46.6	22.4	(D)	(D)	0.9	1.9	1.4	1.5
539	Miscellaneous general merchandise stores -----	-89.1	(D)	(NA)	0.6	5.8	(D)	(D)	1.3	(NA)
54	Food stores -----	-18.6	15.8	24.3	9.5	13.0	26.2	26.0	24.1	25.7
55 ex. 554	Automotive dealers -----	48.5	21.3	55.1	31.1	23.6	20.0	19.0	17.9	15.3
55 pt. (554)	Gasoline service stations -----	32.2	14.4	29.0	4.4	3.7	7.9	8.0	6.4	6.6
56	Apparel, accessory stores ¹ -----	-12.8	2.8	24.2	10.5	13.5	5.9	6.6	6.9	7.3
561, 567	Men's, boys' apparel stores, custom tailors -----	31.0	47.9	35.4	3.1	2.7	1.8	1.4	1.7	1.7
562-3, 568	Women's clothing, specialty stores -----	-2.7	10.5	19.5	3.4	4.0	2.0	2.1	3.1	3.5
562	Women's ready-to-wear stores ³ -----	31.8	22.6	19.5	2.4	2.1	1.5	1.4	2.7	3.0
565	Family clothing stores ³ -----	(D)	(D)	(D)	(D)	(D)	(D)	1.6	0.7	(D)
566	Shoe stores -----	-26.0	-16.5	29.5	1.9	2.9	1.0	1.3	1.2	1.2
564, 569	Other apparel, accessory stores -----	(D)	(D)	(D)	(D)	(D)	(D)	0.3	0.2	(D)
57	Furniture, home furnishings, equipment stores -----	-15.1	-12.2	17.3	7.0	9.4	5.4	7.2	5.5	6.2
5712	Furniture stores -----	-23.0	-25.4	(NA)	3.3	4.8	2.1	3.3	2.8	(NA)
5713-15, 19	Other home furnishings stores -----	(D)	186.2	(NA)	(D)	0.9	1.0	0.4	0.8	(NA)
572, 573	Household appliance, radio, television, music stores -----	(D)	-23.8	25.1	(D)	3.7	2.3	3.5	1.9	2.0
58	Eating, drinking places -----	1.3	26.0	25.7	4.4	4.8	7.0	6.4	10.4	10.9
5812	Eating places -----	1.3	23.0	26.9	4.4	4.8	6.3	5.9	7.9	8.2
5813	Drinking places (alcoholic beverages) -----	-	61.5	22.0	-	-	0.7	0.5	2.5	2.7
59 pt. (591)	Drug stores, proprietary stores -----	-8.0	11.2	59.7	2.7	3.3	4.5	4.6	4.2	3.5
59 ex. 591	Other retail stores ⁴ -----	54.8	27.8	22.3	8.7	6.3	10.6	9.5	7.6	8.2
592	Liquor stores -----	-	58.9	28.6	-	-	4.1	3.0	2.7	2.7
594	Book, stationery stores -----	25.7	-10.1	0.1	1.4	1.3	1.7	2.1	0.5	0.6
595	Sporting goods stores, bicycle shops -----	(D)	73.4	43.2	1.2	(D)	0.9	0.6	0.4	0.4
597	Jewelry stores -----	99.0	77.5	18.4	1.6	0.9	0.8	0.5	1.0	1.1
5992	Florists -----	11.1	26.9	(NA)	0.5	0.5	0.3	0.3	0.4	(NA)
5996	Camera, photographic supply stores -----	(D)	35.4	(NA)	(D)	(D)	0.5	0.4	0.3	(NA)
	SELECTED SERVICES									
7011	Hotels, motels -----	24.4	(D)	46.3	(X)	(X)	(X)	(X)	(X)	(X)
783	Motion picture theaters -----	-0.3	(D)	(D)	(X)	(X)	(X)	(X)	(X)	(X)

Standard Notes: - Represents zero. (D) Withheld to avoid disclosure. (NA) Not available. (X) Not applicable. (-) Minus sign before number denotes decrease.

¹1958 group totals for SIC 53 and 56 may include data for "nonemployer" establishments which could not be classified and tabulated by detailed kinds of business.

²Excludes nonstore retailers (i.e., mail order, direct selling, merchandise vending machine operators) part of SIC 53.

³1958 data limited to "employer" establishments.

⁴Includes data for those kinds of business in SIC 59 (ex. 591) not covered in any of the lines below.

TABLE 5. CBD Sales as Percent of City and SMSA Sales: 1963 and 1958

SIC code	Kind of business	Central business district sales as—							
		Percent of city sales		Percent of standard metropolitan statistical area sales		Percent of city sales		Percent of standard metropolitan statistical area sales	
		1963	1958	1963	1958	1963	1958	1963	1958
		SAN FRANCISCO				OAKLAND			
	RETAIL STORES								
	Total ² -----	33.7	37.0	11.0	13.6	28.7	32.0	4.3	5.6
52	Lumber, building materials, hardware, farm equipment dealers -----	5.1	11.9	0.9	2.5	(D)	38.7	(D)	6.1
5251	Hardware stores -----	11.1	20.6	2.3	4.4	(D)	(D)	(D)	(D)
52 ex. 5251	Other -----	2.0	8.2	0.3	1.7	(D)	(D)	(D)	(D)
53 part ²	General merchandise group stores ^{1,2} -----	60.3	66.0	22.2	31.5	55.0	56.7	9.0	12.7
531	Department stores -----	62.3	70.4	24.6	(NA)	55.7	52.8	10.1	(NA)
533	Limited price variety stores -----	(D)	(D)	(D)	19.3	46.4	(D)	5.4	(D)
539	Miscellaneous general merchandise stores -----	(D)	(D)	(D)	(NA)	53.1	(D)	3.1	(D)
54	Food stores -----	9.3	9.2	2.6	2.9	7.1	11.9	0.9	1.7
55 ex. 554	Automotive dealers -----	2.8	9.3	0.7	2.6	15.2	14.8	2.6	2.5
55 pt. (554)	Gasoline service stations -----	5.9	8.0	1.3	2.0	(D)	7.9	(D)	1.3
56	Apparel, accessory stores ¹ -----	79.4	80.4	37.4	39.5	67.9	74.9	10.3	13.2
561, 567	Men's, boys' apparel stores, custom tailors -----	82.4	86.2	41.7	39.2	72.3	77.7	11.3	17.9
562-3, 568	Women's clothing, specialty stores -----	84.9	84.6	46.2	49.3	71.7	75.4	10.1	11.7
562	Women's ready-to-wear stores ³ -----	86.1	85.5	48.8	50.8	72.7	74.4	10.5	11.9
565	Family clothing stores ³ -----	(D)	80.2	(D)	(D)	(D)	(D)	(D)	(D)
566	Shoe stores -----	59.8	62.0	19.0	21.9	53.9	73.3	9.7	13.7
564, 569	Other apparel, accessory stores -----	(D)	21.3	(D)	(D)	(D)	(D)	(D)	(D)
57	Furniture, home furnishings, equipment stores -----	37.4	38.8	12.4	15.5	50.4	52.5	8.7	10.9
5712	Furniture stores -----	39.1	40.7	15.0	(NA)	58.2	63.2	12.5	(NA)
5713-15, 19	Other home furnishings stores -----	41.5	33.8	11.7	(NA)	14.8	17.9	2.3	(NA)
572, 573	Household appliance, radio, television, music stores -----	32.1	37.0	8.8	13.0	49.6	42.8	5.8	6.8
58	Eating, drinking places -----	41.8	43.5	19.2	21.7	20.7	22.0	3.1	3.8
5812	Eating places -----	42.9	47.0	19.4	23.5	19.7	18.9	2.9	3.3
5813	Drinking places (alcoholic beverages) -----	38.5	33.0	18.4	16.1	23.8	32.4	3.6	5.4
59 pt. (591)	Drug stores, proprietary stores -----	32.3	29.4	8.7	9.1	29.2	48.9	3.2	9.7
59 ex. 591	Other retail stores ⁴ -----	50.7	50.8	19.5	21.4	35.4	31.2	5.1	5.3
592	Liquor stores -----	20.2	21.5	5.9	7.1	10.7	9.4	1.7	2.1
594	Book, stationery stores -----	62.1	55.8	27.5	21.8	62.9	42.8	7.2	7.2
595	Sporting goods stores, bicycle shops -----	74.6	52.6	25.3	15.3	34.0	26.1	3.5	4.4
597	Jewelry stores -----	84.6	75.8	44.0	38.8	89.3	75.2	14.4	16.4
5992	Florists -----	38.7	42.5	14.8	(NA)	17.0	17.7	2.4	(NA)
5996	Camera, photographic supply stores -----	79.0	61.2	39.3	(NA)	40.7	55.7	3.3	(NA)
	SELECTED SERVICES								
7011	Hotels, motels -----	63.1	65.2	43.7	51.0	11.9	51.0	2.1	3.1
783	Motion picture theaters -----	51.2	47.6	23.2	(D)	(D)	(D)	9.4	(D)

Standard Notes: - Represents zero. (D) Withheld to avoid disclosure. (NA) Not available.
¹1958 group totals for SIC 53 and 56 may include data for "nonemployer" establishments which could not be classified and tabulated by detailed kinds of business.
²Excludes nonstore retailers (i.e., mail order, direct selling, merchandise vending machine operators) part of SIC 53.
³1958 data limited to "employer" establishments.
⁴Includes data for those kinds of business in SIC 59 (ex. 591) not covered in any of the lines below.

TABLE 5. CBD Sales as Percent of City and SMSA Sales: 1963 and 1958—Continued

SIC code	Kind of business	Central business district sales as—			
		Percent of city sales		Percent of standard metropolitan statistical area sales	
		1963	1958	1963	1958
BERKELEY					
RETAIL STORES					
	Total ² -----	29.0	29.8	1.1	1.3
52	Lumber, building materials, hardware, farm equipment dealers -----	33.0	41.8	1.1	1.4
5251	Hardware stores -----	(D)	(D)	(D)	(D)
52 ex. 5251	Other -----	(D)	(D)	(D)	(D)
53 part ¹	General merchandise group stores ^{1,2} -----	55.4	55.9	1.5	2.0
531	Department stores -----	(D)	(D)	(D)	(D)
533	Limited price variety stores -----	(D)	(D)	(D)	(D)
539	Miscellaneous general merchandise stores -----	(D)	(D)	0.5	(NA)
54	Food stores -----	10.5	14.9	0.5	0.7
55 ex. 554	Automotive dealers -----	45.2	36.9	2.0	2.1
55 pt. (554)	Gasoline service stations -----	16.0	13.8	0.8	0.8
56	Apparel, accessory stores ¹ -----	51.4	60.6	1.7	2.5
561, 567	Men's, boys' apparel stores, custom tailors -----	50.7	57.3	2.1	2.1
562-3, 568	Women's clothing, specialty stores -----	49.4	56.2	1.3	1.5
562	Women's ready-to-wear stores ³ -----	46.2	42.9	1.0	0.9
565	Family clothing stores ³ -----	(D)	(D)	(D)	(D)
566	Shoe stores -----	59.0	66.5	1.9	3.3
564, 569	Other apparel, accessory stores -----	(D)	(D)	(D)	(D)
57	Furniture, home furnishings, equipment stores -----	37.4	38.7	1.5	2.0
5712	Furniture stores -----	45.1	43.7	1.3	(NA)
5713-15, 19	Other home furnishings stores -----	(D)	63.5	(D)	(NA)
572, 573	Household appliance, radio, television, music stores -----	(D)	31.1	(D)	2.5
58	Eating, drinking places -----	18.0	22.4	0.5	0.6
5812	Eating places -----	20.0	24.3	0.6	0.8
5813	Drinking places (alcoholic beverages) -----	-	-	-	-
59 pt. (591)	Drug stores, proprietary stores -----	17.7	21.4	0.7	1.3
59 ex. 591	Other retail stores ⁴ -----	23.9	19.7	1.3	1.0
592	Liquor stores -----	-	-	-	-
594	Book, stationery stores -----	24.4	17.4	3.5	2.8
595	Sporting goods stores, bicycle shops -----	39.4	(D)	3.0	(D)
597	Jewelry stores -----	61.3	54.7	1.8	1.1
5992	Florists -----	45.6	52.2	1.6	(NA)
5996	Camera, photographic supply stores -----	(D)	(D)	(D)	(NA)
SELECTED SERVICES					
7011	Hotels, motels -----	11.9	(D)	0.5	0.6
783	Motion picture theaters -----	(D)	(D)	2.8	(D)

Standard Notes: — Represents zero. (D) Withheld to avoid disclosure. (NA) Not available.

¹1958 group totals for SIC 53 and 56 may include data for "nonemployer" establishments which could not be classified and tabulated by detailed kinds of business.

²Excludes nonstore retailers (i.e., mail order, direct selling, merchandise vending machine operators) part of SIC 53.

³1958 data limited to "employer" establishments.

⁴Includes data for those kinds of business in SIC 59 (ex. 591) not covered in any of the lines below.

TABLE 6. Other Major Retail Centers in the SMSA: 1963

MRC No. 1. Includes establishments on Mission St. from 14th St. to 29th St., on 22nd St. from Mission St. to Bartlett St. and on 24th St. from Capp St. to Bartlett St. (San Francisco)

SIC code	Kind of business	Total	SIC code	Kind of business	Number of establishments
	Retail stores, total:				
	Number -----	302	55 ex. 554	Automotive Dealers -----	9
	Sales ----- \$1,000	68 521	55 pt. (554)	Gasoline service stations -----	-
54, 58, 591	Convenience goods stores:		56	Apparel, accessory stores -----	49
	Number -----	105	561, 567	Men's, boys' apparel stores, custom tailors -----	8
	Sales ----- \$1,000	9 909	562-3, 568	Women's clothing, specialty stores -----	22
53 part, 56, 57	Shopping goods stores:		562	Women's ready-to-wear stores -----	10
	Number -----	111	565	Family clothing stores -----	3
	Sales ----- \$1,000	44 802	566	Shoe stores -----	14
52, 55, 59 ex. 591	All other stores:		564, 569	Other apparel, accessory stores -----	2
	Number -----	86	57	Furniture, home furnishings, equipment stores -----	47
	Sales ----- \$1,000	13 810	5712	Furniture stores -----	26
		Number of establishments	5713-15, 19	Other home furnishings stores -----	5
			572, 573	Household appliance, radio, television, music stores -----	16
	Retail stores, total -----	302	58	Eating, drinking places -----	63
52	Lumber, building materials, hardware, farm equipment dealers -----	6	5812	Eating places -----	40
5251	Hardware stores -----	2	5813	Drinking places (alcoholic beverages) -----	23
52 ex. 5251	Other -----	4	59 pt. (591)	Drug stores, proprietary stores -----	8
53 part	General merchandise group stores -----	15	59 ex. 591	Other retail stores -----	71
531	Department stores -----	2	592	Liquor stores -----	4
533	Limited price variety stores -----	6	594	Book, stationery stores -----	3
539	Miscellaneous general merchandise stores -----	7	595	Sporting goods stores, bicycle shops -----	3
			597	Jewelry stores -----	14
54	Food stores -----	34	5992	Florists -----	7
			5996	Camera, photographic supply stores -----	1

MRC No. 2. Includes the planned center known as "Stonestown Shopping Center" and establishments in the area bounded by Eucalyptus Dr., 19th Ave., South side of Winston Dr., West and north sides of Buckingham Way, West side of 20th Ave. (San Francisco)

SIC code	Kind of business	Total	SIC code	Kind of business	Number of establishments
	Retail stores, total:				
	Number -----	57	55 ex. 554	Automotive dealers -----	2
	Sales ----- \$1,000	45 647	55 pt. (554)	Gasoline service stations -----	2
54, 58, 591	Convenience goods stores:		56	Apparel, accessory stores -----	24
	Number -----	12	561, 567	Men's, boys' apparel stores, custom tailors -----	3
	Sales ----- \$1,000	8 183	562-3, 568	Women's clothing, specialty stores -----	13
53 part, 56, 57	Shopping goods stores:		562	Women's ready-to-wear stores -----	7
	Number -----	33	565	Family clothing stores -----	1
	Sales ----- \$1,000	32 236	566	Shoe stores -----	7
52, 55, 59 ex. 591	All other stores:		564, 569	Other apparel, accessory stores -----	-
	Number -----	12	57	Furniture, home furnishings, equipment stores -----	5
	Sales ----- \$1,000	5 228	5712	Furniture stores -----	1
		Number of establishments	5713-15, 19	Other home furnishings stores -----	3
			572, 573	Household appliance, radio, television, music stores -----	1
	Retail stores, total -----	57	58	Eating, drinking places -----	3
52	Lumber, building materials, hardware, farm equipment dealers -----	-	5812	Eating places -----	3
5251	Hardware stores -----	-	5813	Drinking places (alcoholic beverages) -----	-
52 ex. 5251	Other -----	-	59 pt. (591)	Drug stores, proprietary stores -----	3
53 part	General merchandise group stores -----	4	59 ex. 591	Other retail stores -----	8
531	Department stores -----	2	592	Liquor stores -----	1
533	Limited price variety stores -----	1	594	Book, stationery stores -----	1
539	Miscellaneous general merchandise stores -----	1	595	Sporting goods stores, bicycle shops -----	-
			597	Jewelry stores -----	2
54	Food stores -----	6	5992	Florists -----	-
			5996	Camera, photographic supply stores -----	1

Standard Notes: - Represents zero. (D) Withheld to avoid disclosure. (NA) Not available.

TABLE 6. Other Major Retail Centers in the SMSA: 1963—Continued

MRC No. 3. Includes the establishments on Telegraph Ave. from 23rd St. to 28th St. (Oakland)

SIC code	Kind of business	Total	SIC code	Kind of business	Number of establishments
	Retail stores, total:				
	Number -----	39	55 ex. 554	Automotive Dealers -----	3
	Sales ----- \$1,000--	18 611	55 pt. (554)	Gasoline service stations -----	-
54, 58, 591	Convenience goods stores:		56	Apparel, accessory stores -----	2
	Number -----	15	561, 567	Men's, boys' apparel stores, custom tailors -----	-
	Sales ----- \$1,000--	1 145	562-3, 568	Women's clothing, specialty stores -----	-
53 part, 56, 57	Shopping goods stores:		562	Women's ready-to-wear stores -----	-
	Number -----	12	565	Family clothing stores -----	-
	Sales ----- \$1,000--	16 002	566	Shoe stores -----	2
52, 55, 59 ex. 591	All other stores:		564, 569	Other apparel, accessory stores -----	-
	Number -----	12	57	Furniture, home furnishings, equipment stores -----	9
	Sales ----- \$1,000--	1 464	5712	Furniture stores -----	2
		Number of establishments	5713-15, 19	Other home furnishings stores -----	3
			572, 573	Household appliance, radio, television, music stores -----	4
	Retail stores, total -----	39	58	Eating, drinking places -----	12
52	Lumber, building materials, hardware, farm equipment dealers -----	3	5812	Eating places -----	7
5251	Hardware stores -----	-	5813	Drinking places (alcoholic beverages) -----	5
52 ex. 5251	Other -----	3	59 pt. (591)	Drug stores, proprietary stores -----	-
53 part	General merchandise group stores -----	1	59 ex. 591	Other retail stores -----	6
531	Department stores -----	1	592	Liquor stores -----	-
533	Limited price variety stores -----	-	594	Book, stationery stores -----	1
539	Miscellaneous general merchandise stores -----	-	595	Sporting goods stores, bicycle shops -----	1
			597	Jewelry stores -----	-
54	Food stores -----	3	5992	Florists -----	1
			5996	Camera, photographic supply stores -----	-

MRC No. 4. Includes the establishments on E. 14th St. from 27th Ave. to Derby Ave. (Oakland)

SIC code	Kind of business	Total	SIC code	Kind of business	Number of establishments
	Retail stores, total:				
	Number -----	20	55 ex. 554	Automotive dealers -----	3
	Sales ----- \$1,000--	21 248	55 pt. (554)	Gasoline service stations -----	1
54, 58, 591	Convenience goods stores:		56	Apparel, accessory stores -----	-
	Number -----	8	561, 567	Men's, boys' apparel stores, custom tailors -----	-
	Sales ----- \$1,000--	(D)	562-3, 568	Women's clothing, specialty stores -----	-
53 part, 56, 57	Shopping goods stores:		562	Women's ready-to-wear stores -----	-
	Number -----	5	565	Family clothing stores -----	-
	Sales ----- \$1,000--	(D)	566	Shoe stores -----	-
52, 55, 59 ex. 591	All other stores:		564, 569	Other apparel, accessory stores -----	-
	Number -----	7	57	Furniture, home furnishings, equipment stores -----	4
	Sales ----- \$1,000--	1 017	5712	Furniture stores -----	2
		Number of establishments	5713-15, 19	Other home furnishings stores -----	-
			572, 573	Household appliance, radio, television, music stores -----	2
	Retail stores, total -----	20	58	Eating, drinking places -----	4
52	Lumber, building materials, hardware, farm equipment dealers -----	-	5812	Eating places -----	3
5251	Hardware stores -----	-	5813	Drinking places (alcoholic beverages) -----	1
52 ex. 5251	Other -----	-	59 pt. (591)	Drug stores, proprietary stores -----	1
53 part	General merchandise group stores -----	1	59 ex. 591	Other retail stores -----	3
531	Department stores -----	1	592	Liquor stores -----	-
533	Limited price variety stores -----	-	594	Book, stationery stores -----	-
539	Miscellaneous general merchandise stores -----	-	595	Sporting goods stores, bicycle shops -----	-
			597	Jewelry stores -----	-
54	Food stores -----	3	5992	Florists -----	1
			5996	Camera, photographic supply stores -----	-

Standard Notes: - Represents zero. (D) Withheld to avoid disclosure. (NA) Not available.

TABLE 6. Other Major Retail Centers in the SMSA: 1963—Continued

MRC No. 5. Includes the planned center known as "South Shore Shopping Center" in the area bounded by Otis Dr., Park St., Shore Line Dr., and Willow (Alameda city, Alameda Co.)

SIC code	Kind of business	Total	SIC code	Kind of business	Number of establishments
	Retail stores, total:				
	Number -----	32	55 ex. 554	Automotive Dealers -----	2
	Sales ----- \$1,000--	11 748	55 pt. (554)	Gasoline service stations -----	3
54, 58, 591	Convenience goods stores:		56	Apparel, accessory stores -----	9
	Number -----	8	561, 567	Men's, boys' apparel stores, custom tailors -----	2
	Sales ----- \$1,000--	8 061	562-3, 568	Women's clothing, specialty stores -----	4
53 part, 56, 57	Shopping goods stores:		562	Women's ready-to-wear stores -----	3
	Number -----	13	565	Family clothing stores -----	-
	Sales ----- \$1,000--	4 450	566	Shoe stores -----	3
52, 55, 59 ex. 591	All other stores:		564, 569	Other apparel, accessory stores -----	-
	Number -----	11	57	Furniture, home furnishings, equipment stores -----	1
	Sales ----- \$1,000--	1 237	5712	Furniture stores -----	1
		Number of establishments	5713-15, 19	Other home furnishings stores -----	-
			572, 573	Household appliance, radio, television, music stores -----	-
	Retail stores, total -----	32	58	Eating, drinking places -----	2
52	Lumber, building materials, hardware, farm equipment dealers -----	1	5812	Eating places -----	2
5251	Hardware stores -----	-	5813	Drinking places (alcoholic beverages) -----	-
52 ex. 5251	Other -----	1	59 pt. (591)	Drug stores, proprietary stores -----	1
53 part	General merchandise group stores -----	3	59 ex. 591	Other retail stores -----	5
531	Department stores -----	1	592	Liquor stores -----	1
533	Limited price variety stores -----	2	594	Book, stationery stores -----	1
539	Miscellaneous general merchandise stores -----	-	595	Sporting goods stores, bicycle shops -----	-
			597	Jewelry stores -----	2
54	Food stores -----	5	5992	Florists -----	-
			5996	Camera, photographic supply stores -----	1

MRC No. 6. Includes the planned center known as "Corte Madera Center" and establishments in the area bounded by: Madera Blvd., Redwood Hwy. and Temalpais Dr. (In Corte Madera town, Marin Co.)

SIC code	Kind of business	Total	SIC code	Kind of business	Number of establishments
	Retail stores, total:				
	Number -----	26	55 ex. 554	Automotive dealers -----	-
	Sales ----- \$1,000--	13 526	55 pt. (554)	Gasoline service stations -----	2
54, 58, 591	Convenience goods stores:		56	Apparel, accessory stores -----	10
	Number -----	6	561, 567	Men's, boys' apparel stores, custom tailors -----	2
	Sales ----- \$1,000--	(D)	562-3, 568	Women's clothing, specialty stores -----	3
53 part, 56, 57	Shopping goods stores:		562	Women's ready-to-wear stores -----	2
	Number -----	15	565	Family clothing stores -----	-
	Sales ----- \$1,000--	9 180	566	Shoe stores -----	4
52, 55, 59 ex. 591	All other stores:		564, 569	Other apparel, accessory stores -----	1
	Number -----	5	57	Furniture, home furnishings, equipment stores -----	1
	Sales ----- \$1,000--	(D)	5712	Furniture stores -----	-
		Number of establishments	5713-15, 19	Other home furnishings stores -----	-
			572, 573	Household appliance, radio, television, music stores -----	1
	Retail stores, total -----	26	58	Eating, drinking places -----	3
52	Lumber, building materials, hardware, farm equipment dealers -----	-	5812	Eating places -----	3
5251	Hardware stores -----	-	5813	Drinking places (alcoholic beverages) -----	-
52 ex. 5251	Other -----	-	59 pt. (591)	Drug stores, proprietary stores -----	1
53 part	General merchandise group stores -----	4	59 ex. 591	Other retail stores -----	3
531	Department stores -----	2	592	Liquor stores -----	-
533	Limited price variety stores -----	2	594	Book, stationery stores -----	-
539	Miscellaneous general merchandise stores -----	-	595	Sporting goods stores, bicycle shops -----	-
			597	Jewelry stores -----	1
54	Food stores -----	2	5992	Florists -----	-
			5996	Camera, photographic supply stores -----	-

Standard Notes: - Represents zero. (D) Withheld to avoid disclosure. (NA) Not available.

TABLE 6. Other Major Retail Centers in the SMSA: 1963—Continued

MRC No. 7. Includes the establishments on Fourth St. from Lincoln Ave. to "K" St. and on "C" St. from Third St. to Fifth Ave. (San Rafael, Marin Co.)

SIC code	Kind of business	Total	SIC code	Kind of business	Number of establishments
	Retail stores, total:				
	Number -----	115	55 ex. 554	Automotive Dealers -----	2
	Sales ----- \$1,000--	23 112	55 pt. (554)	Gasoline service stations -----	-
54, 58, 591	Convenience goods stores:		56	Apparel, accessory stores -----	34
	Number -----	27	561, 567	Men's, boys' apparel stores, custom tailors -----	6
	Sales ----- \$1,000--	3 935	562-3, 568	Women's clothing, specialty stores -----	16
53 part, 56, 57	Shopping goods stores:		562	Women's ready-to-wear stores -----	9
	Number -----	56	565	Family clothing stores -----	-
	Sales ----- \$1,000--	15 629	566	Shoe stores -----	10
52, 55, 59 ex. 591	All other stores:		564, 569	Other apparel, accessory stores -----	2
	Number -----	32	57	Furniture, home furnishings, equipment stores -----	15
	Sales ----- \$1,000--	3 548	5712	Furniture stores -----	3
		Number of establishments	5713-15, 19	Other home furnishings stores -----	5
			572, 573	Household appliance, radio, television, music stores -----	7
	Retail stores, total -----	115	58	Eating, drinking places -----	16
52	Lumber, building materials, hardware, farm equipment dealers -----	3	5812	Eating places -----	9
5251	Hardware stores -----	2	5813	Drinking places (alcoholic beverages) -----	7
52 ex. 5251	Other -----	1	59 pt. (591)	Drug stores, proprietary stores -----	6
53 part	General merchandise group stores -----	7	59 ex. 591	Other retail stores -----	27
531	Department stores -----	1	592	Liquor stores -----	1
533	Limited price variety stores -----	2	594	Book, stationery stores -----	4
539	Miscellaneous general merchandise stores -----	4	595	Sporting goods stores, bicycle shops -----	1
			597	Jewelry stores -----	6
54	Food stores -----	5	5992	Florists -----	-
			5996	Camera, photographic supply stores -----	1

MRC No. 8. Includes establishments in the area bounded by: Nevin Ave., 9th, Barrett, 11th, Nevin Ave., 13th, Bissell Ave., and 7th (Richmond, Contra Costa Co.)

SIC code	Kind of business	Total	SIC code	Kind of business	Number of establishments
	Retail stores, total:				
	Number -----	84	55 ex. 554	Automotive dealers -----	1
	Sales ----- \$1,000--	17 719	55 pt. (554)	Gasoline service stations -----	1
54, 58, 591	Convenience goods stores:		56	Apparel, accessory stores -----	24
	Number -----	17	561, 567	Men's, boys' apparel stores, custom tailors -----	4
	Sales ----- \$1,000--	2 483	562-3, 568	Women's clothing, specialty stores -----	8
53 part, 56, 57	Shopping goods stores:		562	Women's ready-to-wear stores -----	6
	Number -----	35	565	Family clothing stores -----	2
	Sales ----- \$1,000--	12 074	566	Shoe stores -----	8
52, 55, 59 ex. 591	All other stores:		564, 569	Other apparel, accessory stores -----	2
	Number -----	32	57	Furniture, home furnishings, equipment stores -----	4
	Sales ----- \$1,000--	3 162	5712	Furniture stores -----	2
		Number of establishments	5713-15, 19	Other home furnishings stores -----	-
			572, 573	Household appliance, radio, television, music stores -----	2
	Retail stores, total -----	84	58	Eating, drinking places -----	10
52	Lumber, building materials, hardware, farm equipment dealers -----	5	5812	Eating places -----	6
5251	Hardware stores -----	-	5813	Drinking places (alcoholic beverages) -----	4
52 ex. 5251	Other -----	5	59 pt. (591)	Drug stores, proprietary stores -----	3
53 part	General merchandise group stores -----	7	59 ex. 591	Other retail stores -----	25
531	Department stores -----	2	592	Liquor stores -----	1
533	Limited price variety stores -----	4	594	Book, stationery stores -----	1
539	Miscellaneous general merchandise stores -----	1	595	Sporting goods stores, bicycle shops -----	1
			597	Jewelry stores -----	5
54	Food stores -----	4	5992	Florists -----	-
			5996	Camera, photographic supply stores -----	1

Standard Notes: - Represents zero. (D) Withheld to avoid disclosure. (NA) Not available.

TABLE 6. Other Major Retail Centers in the SMSA: 1963—Continued

MRC No. 9. Includes establishments on MacDonald Ave. from 37th St. to Eastshore Fwy.; and in the 200 block of 44th St. (Richmond city, Contra Costa County)

SIC code	Kind of business	Total	SIC code	Kind of business	Number of establishments
	Retail stores, total:				
	Number -----	14	55 ex. 554	Automotive Dealers -----	1
	Sales ----- \$1,000	16 483	55 pt. (554)	Gasoline service stations -----	4
54, 58, 591	Convenience goods stores:		56	Apparel, accessory stores -----	1
	Number -----	3	561, 567	Men's, boys' apparel stores, custom tailors -----	1
	Sales ----- \$1,000	(D)	562-3, 568	Women's clothing, specialty stores -----	-
53 part, 56, 57	Shopping goods stores:		562	Women's ready-to-wear stores -----	-
	Number -----	4	565	Family clothing stores -----	-
	Sales ----- \$1,000	(D)	566	Shoe stores -----	-
52, 55, 59 ex. 591	All other stores:		564, 569	Other apparel, accessory stores -----	-
	Number -----	7	57	Furniture, home furnishings, equipment stores -----	2
	Sales ----- \$1,000	1 205	5712	Furniture stores -----	1
		Number of establishments	5713-15, 19	Other home furnishings stores -----	-
			572, 573	Household appliance, radio, television, music stores -----	1
	Retail stores, total -----	14	58	Eating, drinking places -----	2
52	Lumber, building materials, hardware, farm equipment dealers -----	1	5812	Eating places -----	1
5251	Hardware stores -----	-	5813	Drinking places (alcoholic beverages) -----	1
52 ex. 5251	Other -----	1	59 pt. (591)	Drug stores, proprietary stores -----	-
53 part	General merchandise group stores -----	1	59 ex. 591	Other retail stores -----	1
531	Department stores -----	1	592	Liquor stores -----	-
533	Limited price variety stores -----	-	594	Book, stationery stores -----	-
539	Miscellaneous general merchandise stores -----	-	595	Sporting goods stores, bicycle shops -----	-
			597	Jewelry stores -----	-
			5992	Florists -----	-
54	Food stores -----	1	5996	Camera, photographic supply stores -----	-

MRC No. 10. Includes the planned center known as "Broadway Plaza" and establishments in the area bounded by: Cypress Ave., east side of Broadway, Walker Ave., Walker Ave., extended, S.P. R.R., south side of E. Howell Ave., west side of S. Main, Botelho Dr., California Blvd., S.N. R.R. (Walnut Creek, Contra Costa Co.)

SIC code	Kind of business	Total	SIC code	Kind of business	Number of establishments
	Retail stores, total:				
	Number -----	92	55 ex. 554	Automotive dealers -----	3
	Sales ----- \$1,000	41 636	55 pt. (554)	Gasoline service stations -----	8
54, 58, 591	Convenience goods stores:		56	Apparel, accessory stores -----	21
	Number -----	20	561, 567	Men's, boys' apparel stores, custom tailors -----	4
	Sales ----- \$1,000	8 363	562-3, 568	Women's clothing, specialty stores -----	11
53 part, 56, 57	Shopping goods stores:		562	Women's ready-to-wear stores -----	8
	Number -----	44	565	Family clothing stores -----	-
	Sales ----- \$1,000	29 412	566	Shoe stores -----	3
52, 55, 59 ex. 591	All other stores:		564, 569	Other apparel, accessory stores -----	3
	Number -----	28	57	Furniture, home furnishings, equipment stores -----	15
	Sales ----- \$1,000	3 861	5712	Furniture stores -----	5
		Number of establishments	5713-15, 19	Other home furnishings stores -----	3
			572, 573	Household appliance, radio, television, music stores -----	7
	Retail stores, total -----	92	58	Eating, drinking places -----	10
52	Lumber, building materials, hardware, farm equipment dealers -----	1	5812	Eating places -----	6
5251	Hardware stores -----	-	5813	Drinking places (alcoholic beverages) -----	4
52 ex. 5251	Other -----	1	59 pt. (591)	Drug stores, proprietary stores -----	2
53 part	General merchandise group stores -----	8	59 ex. 591	Other retail stores -----	16
531	Department stores -----	3	592	Liquor stores -----	3
533	Limited price variety stores -----	2	594	Book, stationery stores -----	2
539	Miscellaneous general merchandise stores -----	3	595	Sporting goods stores, bicycle shops -----	-
			597	Jewelry stores -----	2
			5992	Florists -----	2
54	Food stores -----	8	5996	Camera, photographic supply stores -----	1

Standard Notes: - Represents zero. (D) Withheld to avoid disclosure. (NA) Not available.

TABLE 6. Other Major Retail Centers in the SMSA: 1963—Continued

MRC No. 11. Includes the planned center known as "Contra Costa Center" in the 2300 block of Monument Blvd. (Contra Costa Co.)

SIC code	Kind of business	Total	SIC code	Kind of business	Number of establishments
	Retail stores, total:				
	Number -----	13	55 ex. 554	Automotive Dealers -----	1
	Sales ----- \$1,000--	15 572	55 pt. (554)	Gasoline service stations -----	1
54, 58, 591	Convenience goods stores:		56	Apparel, accessory stores -----	5
	Number -----	4	561, 567	Men's, boys' apparel stores, custom tailors -----	-
	Sales ----- \$1,000--	(D)	562-3, 568	Women's clothing, specialty stores -----	-
53 part, 56, 57	Shopping goods stores:		562	Women's ready-to-wear stores -----	-
	Number -----	6	565	Family clothing stores -----	3
	Sales ----- \$1,000--	(D)	566	Shoe stores -----	2
52, 55, 59 ex. 591	All other stores:		564, 569	Other apparel, accessory stores -----	-
	Number -----	3	57	Furniture, home furnishings, equipment stores -----	-
	Sales ----- \$1,000--	(D)	5712	Furniture stores -----	-
		Number of establishments	5713-15, 19	Other home furnishings stores -----	-
			572, 573	Household appliance, radio, television, music stores -----	-
	Retail stores, total -----	13	58	Eating, drinking places -----	2
52	Lumber, building materials, hardware, farm equipment dealers -----	-	5812	Eating places -----	2
5251	Hardware stores -----	-	5813	Drinking places (alcoholic beverages) -----	-
52 ex. 5251	Other -----	-	59 pt. (591)	Drug stores, proprietary stores -----	1
53 part	General merchandise group stores -----	1	59 ex. 591	Other retail stores -----	1
531	Department stores -----	1	592	Liquor stores -----	-
533	Limited price variety stores -----	-	594	Book, stationery stores -----	-
539	Miscellaneous general merchandise stores -----	-	595	Sporting goods stores, bicycle shops -----	-
			597	Jewelry stores -----	-
			5992	Florists -----	-
54	Food stores -----	1	5996	Camera, photographic supply stores -----	-

MRC No. 12. Includes the planned center known as "Concord Shopping Center" and establishments in the area bounded by: North side of Broadway, Central, Concord Ave., North side of Salvic, Grant, South side of Concord Blvd., Galindo, South side of Willow Pass Rd., S.P. R.R. (Concord city, Contra Costa Co.)

SIC code	Kind of business	Total	SIC code	Kind of business	Number of establishments
	Retail stores, total:				
	Number -----	108	55 ex. 554	Automotive dealers -----	9
	Sales ----- \$1,000--	26 822	55 pt. (554)	Gasoline service stations -----	8
54, 58, 591	Convenience goods stores:		56	Apparel, accessory stores -----	19
	Number -----	29	561, 567	Men's, boys' apparel stores, custom tailors -----	3
	Sales ----- \$1,000--	7 071	562-3, 568	Women's clothing, specialty stores -----	7
53 part, 56, 57	Shopping goods stores:		562	Women's ready-to-wear stores -----	5
	Number -----	37	565	Family clothing stores -----	1
	Sales ----- \$1,000--	15 371	566	Shoe stores -----	7
52, 55, 59 ex. 591	All other stores:		564, 569	Other apparel, accessory stores -----	1
	Number -----	42	57	Furniture, home furnishings, equipment stores -----	10
	Sales ----- \$1,000--	4 380	5712	Furniture stores -----	1
		Number of establishments	5713-15, 19	Other home furnishings stores -----	1
			572, 573	Household appliance, radio, television, music stores -----	8
	Retail stores, total -----	108	58	Eating, drinking places -----	14
52	Lumber, building materials, hardware, farm equipment dealers -----	3	5812	Eating places -----	11
5251	Hardware stores -----	-	5813	Drinking places (alcoholic beverages) -----	3
52 ex. 5251	Other -----	3	59 pt. (591)	Drug stores, proprietary stores -----	4
53 part	General merchandise group stores -----	8	59 ex. 591	Other retail stores -----	22
531	Department stores -----	2	592	Liquor stores -----	3
533	Limited price variety stores -----	3	594	Book, stationery stores -----	3
539	Miscellaneous general merchandise stores -----	3	595	Sporting goods stores, bicycle shops -----	4
			597	Jewelry stores -----	4
			5992	Florists -----	-
54	Food stores -----	11	5996	Camera, photographic supply stores -----	1

Standard Notes: - Represents zero. (D) Withheld to avoid disclosure. (NA) Not available.

TABLE 6. Other Major Retail Centers in the SMSA: 1963—Continued

MRC No. 13. Includes establishments in the area bounded by: E. 2nd, Los Medanos, E. 5th, Cumberland, E. 8th, and west side of Black Diamond (Pittsburg, Contra Costa Co.)

SIC code	Kind of business	Total	SIC code	Kind of business	Number of establishments
	Retail stores, total:				
	Number -----	73	55 ex. 554	Automotive Dealers -----	1
	Sales ----- \$1,000--	11 392	55 pt. (554)	Gasoline service stations -----	2
54, 58, 591	Convenience goods stores:		56	Apparel, accessory stores -----	13
	Number -----	24	561, 567	Men's, boys' apparel stores, custom tailors -----	3
	Sales ----- \$1,000--	3 905	562-3, 568	Women's clothing, specialty stores -----	4
53 part, 56, 57	Shopping goods stores:		562	Women's ready-to-wear stores -----	3
	Number -----	30	565	Family clothing stores -----	-
	Sales ----- \$1,000--	6 341	566	Shoe stores -----	5
52, 55, 59 ex. 591	All other stores:		564, 569	Other apparel, accessory stores -----	1
	Number -----	19	57	Furniture, home furnishings, equipment stores -----	11
	Sales ----- \$1,000--	1 146	5712	Furniture stores -----	6
		Number of establishments	5713-15, 19	Other home furnishings stores -----	1
	Retail stores, total -----	73	572, 573	Household appliance, radio, television, music stores -----	4
52	Lumber, building materials, hardware, farm equipment dealers -----	3	58	Eating, drinking places -----	14
5251	Hardware stores -----	1	5812	Eating places -----	5
52 ex. 5251	Other -----	2	5813	Drinking places (alcoholic beverages) -----	9
53 part	General merchandise group stores -----	6	59 pt. (591)	Drug stores, proprietary stores -----	2
531	Department stores -----	2	59 ex. 591	Other retail stores -----	13
533	Limited price variety stores -----	3	592	Liquor stores -----	-
539	Miscellaneous general merchandise stores -----	1	594	Book, stationery stores -----	-
			595	Sporting goods stores, bicycle shops -----	-
			597	Jewelry stores -----	4
54	Food stores -----	8	5992	Florists -----	2
			5996	Camera, photographic supply stores -----	1

MRC No. 14. Includes establishments in the area bounded by: W. First St., A.T. & S.F. R.R., "E" St., W. 4th St. and "I" St. (Antioch, Contra Costa Co.)

SIC code	Kind of business	Total	SIC code	Kind of business	Number of establishments
	Retail stores, total:				
	Number -----	28	55 ex. 554	Automotive dealers -----	2
	Sales ----- \$1,000--	7 783	55 pt. (554)	Gasoline service stations -----	-
54, 58, 591	Convenience goods stores:		56	Apparel, accessory stores -----	3
	Number -----	10	561, 567	Men's, boys' apparel stores, custom tailors -----	2
	Sales ----- \$1,000--	1 306	562-3, 568	Women's clothing, specialty stores -----	1
53 part, 56, 57	Shopping goods stores:		562	Women's ready-to-wear stores -----	1
	Number -----	10	565	Family clothing stores -----	-
	Sales ----- \$1,000--	5 231	566	Shoe stores -----	-
52, 55, 59 ex. 591	All other stores:		564, 569	Other apparel, accessory stores -----	-
	Number -----	8	57	Furniture, home furnishings, equipment stores -----	5
	Sales ----- \$1,000--	1 246	5712	Furniture stores -----	1
		Number of establishments	5713-15, 19	Other home furnishings stores -----	-
	Retail stores, total -----	28	572, 573	Household appliance, radio, television, music stores -----	4
52	Lumber, building materials, hardware, farm equipment dealers -----	-	58	Eating, drinking places -----	7
5251	Hardware stores -----	-	5812	Eating places -----	4
52 ex. 5251	Other -----	-	5813	Drinking places (alcoholic beverages) -----	3
53 part	General merchandise group stores -----	2	59 pt. (591)	Drug stores, proprietary stores -----	2
531	Department stores -----	1	59 ex. 591	Other retail stores -----	6
533	Limited price variety stores -----	1	592	Liquor stores -----	-
539	Miscellaneous general merchandise stores -----	-	594	Book, stationery stores -----	1
			595	Sporting goods stores, bicycle shops -----	1
			597	Jewelry stores -----	2
54	Food stores -----	1	5992	Florists -----	-
			5996	Camera, photographic supply stores -----	-

Standard Notes: - Represents zero. (D) Withheld to avoid disclosure. (NA) Not available.

TABLE 6. Other Major Retail Centers in the SMSA: 1963—Continued

MRC No. 15. Includes the planned center known as "Bay Fair Shopping Center" and establishments on E. 14th St. from 150th Ave. to Plaza St., on 150th Ave. from E. 14th St. to Hesperian Blvd. and to 15000 and 15100 blocks of Hesperian Blvd. (San Leandro, Calif.)

SIC code	Kind of business	Total	SIC code	Kind of business	Number of establishments
	Retail stores, total:				
	Number -----	79	55 ex. 554	Automotive Dealers -----	4
	Sales ----- \$1,000	23 925	55 pt. (554)	Gasoline service stations -----	5
54, 58, 591	Convenience goods stores:		56	Apparel, accessory stores -----	21
	Number -----	25	561, 567	Men's, boys' apparel stores, custom tailors -----	2
	Sales ----- \$1,000	6 469	562-3, 568	Women's clothing, specialty stores -----	7
53 part, 56, 57	Shopping goods stores:		562	Women's ready-to-wear stores -----	5
	Number -----	30	565	Family clothing stores -----	2
	Sales ----- \$1,000	14 652	566	Shoe stores -----	9
52, 55, 59 ex. 591	All other stores:		564, 569	Other apparel, accessory stores -----	1
	Number -----	24	57	Furniture, home furnishings, equipment stores -----	6
	Sales ----- \$1,000	2 804	5712	Furniture stores -----	2
		Number of establishments	5713-15, 19	Other home furnishings stores -----	-
			572, 573	Household appliance, radio, television, music stores -----	4
	Retail stores, total -----	79	58	Eating, drinking places -----	14
52	Lumber, building materials, hardware, farm equipment dealers -----	1	5812	Eating places -----	10
5251	Hardware stores -----	-	5813	Drinking places (alcoholic beverages) -----	4
52 ex. 5251	Other -----	1	59 pt. (591)	Drug stores, proprietary stores -----	1
53 part	General merchandise group stores -----	3	59 ex. 591	Other retail stores -----	14
531	Department stores -----	1	592	Liquor stores -----	2
533	Limited price variety stores -----	1	594	Book, stationery stores -----	-
539	Miscellaneous general merchandise stores -----	1	595	Sporting goods stores, bicycle shops -----	3
			597	Jewelry stores -----	1
54	Food stores -----	10	5992	Florists -----	4
			5996	Camera, photographic supply stores -----	-

MRC No. 16. Includes the establishments in the area bounded by east side of Foothill Blvd., "C" St., west side of Foothill Blvd., south side of "B" St., Watkins Ave., Watkins Ave. extended, Smalley Ave., Hotel Ave., Hampton Ter., Warren, Main, McKeever Ave., San Lorenzo River and Hazel (Hayward city, Alameda Co.)

SIC code	Kind of business	Total	SIC code	Kind of business	Number of establishments
	Retail stores, total:				
	Number -----	166	55 ex. 554	Automotive dealers -----	4
	Sales ----- \$1,000	49 827	55 pt. (554)	Gasoline service stations -----	2
54, 58, 591	Convenience goods stores:		56	Apparel, accessory stores -----	36
	Number -----	50	561, 567	Men's, boys' apparel stores, custom tailors -----	4
	Sales ----- \$1,000	9 619	562-3, 568	Women's clothing, specialty stores -----	15
53 part, 56, 57	Shopping goods stores:		562	Women's ready-to-wear stores -----	11
	Number -----	64	565	Family clothing stores -----	1
	Sales ----- \$1,000	26 444	566	Shoe stores -----	15
52, 55, 59 ex. 591	All other stores:		564, 569	Other apparel, accessory stores -----	1
	Number -----	52	57	Furniture, home furnishings, equipment stores -----	20
	Sales ----- \$1,000	13 764	5712	Furniture stores -----	5
		Number of establishments	5713-15, 19	Other home furnishings stores -----	4
			572, 573	Household appliance, radio, television, music stores -----	11
	Retail stores, total -----	166	58	Eating, drinking places -----	26
52	Lumber, building materials, hardware, farm equipment dealers -----	4	5812	Eating places -----	17
5251	Hardware stores -----	3	5813	Drinking places (alcoholic beverages) -----	9
52 ex. 5251	Other -----	1	59 pt. (591)	Drug stores, proprietary stores -----	8
53 part	General merchandise group stores -----	8	59 ex. 591	Other retail stores -----	42
531	Department stores -----	1	592	Liquor stores -----	2
533	Limited price variety stores -----	3	594	Book, stationery stores -----	4
539	Miscellaneous general merchandise stores -----	4	595	Sporting goods stores, bicycle shops -----	1
			597	Jewelry stores -----	9
54	Food stores -----	16	5992	Florists -----	1
			5996	Camera, photographic supply stores -----	2

Standard Notes: - Represents zero. (D) Withheld to avoid disclosure. (NA) Not available.

TABLE 6. Other Major Retail Centers in the SMSA: 1963—Continued

MRC No. 17. Includes the establishments on Broadway from Main to El Camino Real, on Main and Jefferson Sts. from Marshall St. to Middlefield Rd., on Middlefield Rd. from Theatre St. to Main St., on Winslow from Marshall St. to Pennsylvania Ave., and on El Camino Real from Brewster Ave. to James Ave. (Redwood city, San Mateo Co.)

SIC code	Kind of business	Total	SIC code	Kind of business	Number of establishments
	Retail stores, total:				
	Number -----	105	55 ex. 554	Automotive Dealers -----	1
	Sales ----- \$1,000-----	15 115	55 pt. (554)	Gasoline service stations -----	3
54, 58, 591	Convenience goods stores:		56	Apparel, accessory stores -----	24
	Number -----	37	561, 567	Men's, boys' apparel stores, custom tailors -----	7
	Sales ----- \$1,000-----	3 760	562-3, 568	Women's clothing, specialty stores -----	11
53 part, 56, 57	Shopping goods stores:		562	Women's ready-to-wear stores -----	7
	Number -----	42	565	Family clothing stores -----	-
	Sales ----- \$1,000-----	8 858	566	Shoe stores -----	5
52, 55, 59 ex. 591	All other stores:		564, 569	Other apparel, accessory stores -----	1
	Number -----	26	57	Furniture, home furnishings, equipment stores -----	8
	Sales ----- \$1,000-----	2 497	5712	Furniture stores -----	2
		Number of establishments	5713-15, 19	Other home furnishings stores -----	2
			572, 573	Household appliance, radio, television, music stores -----	4
	Retail stores, total -----	105	58	Eating, drinking places -----	24
52	Lumber, building materials, hardware, farm equipment dealers -----	4	5812	Eating places -----	13
5251	Hardware stores -----	1	5813	Drinking places (alcoholic beverages) -----	11
52 ex. 5251	Other -----	3	59 pt. (591)	Drug stores, proprietary stores -----	7
53 part	General merchandise group stores -----	10	59 ex. 591	Other retail stores -----	18
531	Department stores -----	2	592	Liquor stores -----	2
533	Limited price variety stores -----	3	594	Book, stationery stores -----	-
539	Miscellaneous general merchandise stores -----	5	595	Sporting goods stores, bicycle shops -----	1
			597	Jewelry stores -----	4
54	Food stores -----	6	5992	Florists -----	-
			5996	Camera, photographic supply stores -----	2

MRC No. 18. Includes establishments on El Camino Real from E. 40th Ave. to North Rd. (San Mateo-Belmont city limits) and in the unit blocks of 41st, 42nd and 43rd Aves. (San Mateo city, San Mateo Co.)

SIC code	Kind of business	Total	SIC code	Kind of business	Number of establishments
	Retail stores, total:				
	Number -----	24	55 ex. 554	Automotive dealers -----	2
	Sales ----- \$1,000-----	11 610	55 pt. (554)	Gasoline service stations -----	2
54, 58, 591	Convenience goods stores:		56	Apparel, accessory stores -----	-
	Number -----	8	561, 567	Men's, boys' apparel stores, custom tailors -----	-
	Sales ----- \$1,000-----	(D)	562-3, 568	Women's clothing, specialty stores -----	-
53 part, 56, 57	Shopping goods stores:		562	Women's ready-to-wear stores -----	-
	Number -----	7	565	Family clothing stores -----	-
	Sales ----- \$1,000-----	(D)	566	Shoe stores -----	-
52, 55, 59 ex. 591	All other stores:		564, 569	Other apparel, accessory stores -----	-
	Number -----	9	57	Furniture, home furnishings, equipment stores -----	6
	Sales ----- \$1,000-----	2 530	5712	Furniture stores -----	3
		Number of establishments	5713-15, 19	Other home furnishings stores -----	2
			572, 573	Household appliance, radio, television, music stores -----	1
	Retail stores, total -----	24	58	Eating, drinking places -----	6
52	Lumber, building materials, hardware, farm equipment dealers -----	2	5812	Eating places -----	6
5251	Hardware stores -----	-	5813	Drinking places (alcoholic beverages) -----	-
52 ex. 5251	Other -----	2	59 pt. (591)	Drug stores, proprietary stores -----	-
53 part	General merchandise group stores -----	1	59 ex. 591	Other retail stores -----	3
531	Department stores -----	1	592	Liquor stores -----	-
533	Limited price variety stores -----	-	594	Book, stationery stores -----	-
539	Miscellaneous general merchandise stores -----	-	595	Sporting goods stores, bicycle shops -----	1
			597	Jewelry stores -----	-
54	Food stores -----	2	5992	Florists -----	1
			5996	Camera, photographic supply stores -----	-

Standard Notes: - Represents zero. (D) Withheld to avoid disclosure. (NA) Not available.

TABLE 6. Other Major Retail Centers in the SMSA: 1963—Continued

MRC No. 19. Includes the planned center known as "Hillsdale Shopping Center" and establishments on S. El Camino Real from 28th Ave. to 37th Ave. and on W. Hillsdale Blvd. to No. 80. (San Mateo city, San Mateo Co.)

SIC code	Kind of business	Total	SIC code	Kind of business	Number of establishments
54, 58, 591	Retail stores, total: Number ----- Sales -----\$1,000-----	104 54 373	55 ex. 554	Automotive Dealers -----	3
	Convenience goods stores: Number ----- Sales -----\$1,000-----	40 8 161	55 pt. (554)	Gasoline service stations -----	4
	Shopping goods stores: Number ----- Sales -----\$1,000-----	42 41 360	56 561, 567 562-3, 568 562 565 566 564, 569	Apparel, accessory stores ----- Men's, boys' apparel stores, custom tailors ----- Women's clothing, specialty stores ----- Women's ready-to-wear stores ----- Family clothing stores ----- Shoe stores ----- Other apparel, accessory stores -----	32 5 15 9 2 9 1
52, 55, 59 ex. 591	All other stores: Number ----- Sales -----\$1,000-----	22 4 852	57 5712 5713-15, 19 572, 573	Furniture, home furnishings, equipment stores ----- Furniture stores ----- Other home furnishings stores ----- Household appliance, radio, television, music stores -----	4 1 1 2
	Retail stores, total -----	104	58 5812 5813	Eating, drinking places ----- Eating places ----- Drinking places (alcoholic beverages) -----	20 19 1
52	Lumber, building materials, hardware, farm equipment dealers -----	1	59 pt. (591)	Drug stores, proprietary stores -----	2
5251 52 ex. 5251	Hardware stores ----- Other -----	1 -			
53 part 531 533 539	General merchandise group stores -----	6	59 ex. 591	Other retail stores -----	14
	Department stores -----	3	592	Liquor stores -----	1
	Limited price variety stores -----	1	594	Book, stationery stores -----	1
	Miscellaneous general merchandise stores -----	2	595 597 5992 5996	Sporting goods stores, bicycle shops ----- Jewelry stores ----- Florists ----- Camera, photographic supply stores -----	- 3 1 1
54	Food stores -----	18	5996		

MRC No. 20. Includes establishments in the area bounded by S. Railroad Ave., east side of E. 4th Ave., S. El Camino Real, west side of E. 2nd Ave., San Mateo Dr., Baldwin Ave. and Baldwin Ave. extended (San Mateo city, San Mateo Co.)

SIC code	Kind of business	Total	SIC code	Kind of business	Number of establishments
54, 58, 591	Retail stores, total: Number ----- Sales -----\$1,000-----	114 23 501	55 ex. 554	Automotive dealers -----	1
	Convenience goods stores: Number ----- Sales -----\$1,000-----	28 4 506	55 pt. (554)	Gasoline service stations -----	1
	Shopping goods stores: Number ----- Sales -----\$1,000-----	45 13 130	56 561, 567 562-3, 568 562 565 566 564, 569	Apparel, accessory stores ----- Men's, boys' apparel stores, custom tailors ----- Women's clothing, specialty stores ----- Women's ready-to-wear stores ----- Family clothing stores ----- Shoe stores ----- Other apparel, accessory stores -----	23 5 9 9 2 5 2
52, 55, 59 ex. 591	All other stores: Number ----- Sales -----\$1,000-----	41 5 865	57 5712 5713-15, 19 572, 573	Furniture, home furnishings, equipment stores ----- Furniture stores ----- Other home furnishings stores ----- Household appliance, radio, television, music stores -----	15 3 4 8
	Retail stores, total -----	114	58 5812 5813	Eating, drinking places ----- Eating places ----- Drinking places (alcoholic beverages) -----	15 10 5
52	Lumber, building materials, hardware, farm equipment dealers -----	3	59 pt. (591)	Drug stores, proprietary stores -----	3
5251 52 ex. 5251	Hardware stores ----- Other -----	1 2			
53 part 531 533 539	General merchandise group stores -----	7	59 ex. 591	Other retail stores -----	36
	Department stores -----	4	592	Liquor stores -----	1
	Limited price variety stores -----	3	594	Book, stationery stores -----	3
	Miscellaneous general merchandise stores -----	-	595 597 5992 5996	Sporting goods stores, bicycle shops ----- Jewelry stores ----- Florists ----- Camera, photographic supply stores -----	1 4 1 1
54	Food stores -----	10	5996		

Standard Notes: - Represents zero. (D) Withheld to avoid disclosure. (NA) Not available.

TABLE 6. Other Major Retail Centers in the SMSA: 1963—Continued

MRC No. 21. Includes the establishments on Burlingame Ave. from El Camino Real to California Dr., on California Dr. from Burlingame Ave. to Lorton Ave., on Lorton Ave. from Howard Ave. to Donnelly Ave., on Park Rd. from Howard Ave. to Burlingame Ave. and on Primrose Rd. from Howard Ave. to Bellevue Ave. (Burlingame, San Mateo Co.)

SIC code	Kind of business	Total	SIC code	Kind of business	Number of establishments
	Retail stores, total:				
	Number -----	117	55 ex. 554	Automotive Dealers -----	8
	Sales ----- \$1,000--	38 326	55 pt. (554)	Gasoline service stations -----	5
54, 58, 591	Convenience goods stores:		56	Apparel, accessory stores -----	19
	Number -----	35	561, 567	Men's, boys' apparel stores, custom tailors -----	1
	Sales ----- \$1,000--	4 628	562-3, 568	Women's clothing, specialty stores -----	14
53 part, 56, 57	Shopping goods stores:		562	Women's ready-to-wear stores -----	5
	Number -----	37	565	Family clothing stores -----	2
	Sales ----- \$1,000--	5 949	566	Shoe stores -----	1
52, 55, 59 ex. 591	All other stores:		564, 569	Other apparel, accessory stores -----	1
	Number -----	45	57	Furniture, home furnishings, equipment stores -----	12
	Sales ----- \$1,000--	27 749	5712	Furniture stores -----	2
		Number of establishments	5713-15, 19	Other home furnishings stores -----	6
			572, 573	Household appliance, radio, television, music stores -----	4
	Retail stores, total -----	117	58	Eating, drinking places -----	21
52	Lumber, building materials, hardware, farm equipment dealers -----	4	5812	Eating places -----	13
5251	Hardware stores -----	1	5813	Drinking places (alcoholic beverages) -----	8
52 ex. 5251	Other -----	3	59 pt. (591)	Drug stores, proprietary stores -----	4
53 part	General merchandise group stores -----	6	59 ex. 591	Other retail stores -----	28
531	Department stores -----	2	592	Liquor stores -----	4
533	Limited price variety stores -----	2	594	Book, stationery stores -----	2
539	Miscellaneous general merchandise stores -----	2	595	Sporting goods stores, bicycle shops -----	2
			597	Jewelry stores -----	3
			5992	Florists -----	2
54	Food stores -----	10	5996	Camera, photographic supply stores -----	1

MRC No. 22. Includes establishments on Grand Ave. from Airport Blvd. to Walnut Ave. (South San Francisco, San Mateo Co.)

SIC code	Kind of business	Total	SIC code	Kind of business	Number of establishments
	Retail stores, total:				
	Number -----	68	55 ex. 554	Automotive dealers -----	-
	Sales ----- \$1,000--	6 796	55 pt. (554)	Gasoline service stations -----	-
54, 58, 591	Convenience goods stores:		56	Apparel, accessory stores -----	12
	Number -----	31	561, 567	Men's, boys' apparel stores, custom tailors -----	5
	Sales ----- \$1,000--	2 725	562-3, 568	Women's clothing, specialty stores -----	4
53 part, 56, 57	Shopping goods stores:		562	Women's ready-to-wear stores -----	3
	Number -----	19	565	Family clothing stores -----	-
	Sales ----- \$1,000--	2 804	566	Shoe stores -----	1
52, 55, 59 ex. 591	All other stores:		564, 569	Other apparel, accessory stores -----	2
	Number -----	18	57	Furniture, home furnishings, equipment stores -----	4
	Sales ----- \$1,000--	1 267	5712	Furniture stores -----	1
		Number of establishments	5713-15, 19	Other home furnishings stores -----	1
			572, 573	Household appliance, radio, television, music stores -----	2
	Retail stores, total -----	68	58	Eating, drinking places -----	21
52	Lumber, building materials, hardware, farm equipment dealers -----	3	5812	Eating places -----	8
5251	Hardware stores -----	2	5813	Drinking places (alcoholic beverages) -----	13
52 ex. 5251	Other -----	1	59 pt. (591)	Drug stores, proprietary stores -----	3
53 part	General merchandise group stores -----	3	59 ex. 591	Other retail stores -----	15
531	Department stores -----	1	592	Liquor stores -----	2
533	Limited price variety stores -----	2	594	Book, stationery stores -----	1
539	Miscellaneous general merchandise stores -----	-	595	Sporting goods stores, bicycle shops -----	-
			597	Jewelry stores -----	2
			5992	Florists -----	2
54	Food stores -----	7	5996	Camera, photographic supply stores -----	2

Standard Notes: - Represents zero. (D) Withheld to avoid disclosure. (NA) Not available.

TABLE 6. Other Major Retail Centers in the SMSA: 1963—Continued

MRC No. 23. Includes the planned center known as "Westlake Shopping Center" and establishments in the area bounded by north side of Alemany Blvd., Park Plaza Dr., Southgate Ave., and Lake Merced Blvd. (Daly city, San Mateo Co.)

SIC code	Kind of business	Total	SIC code	Kind of business	Number of establishments
	Retail stores, total: Number ----- Sales ----- \$1,000--	63 22 985	55 ex. 554	Automotive Dealers -----	1
54, 58, 591	Convenience goods stores: Number ----- Sales ----- \$1,000--	18 9 573	55 pt. (554)	Gasoline service stations -----	3
53 part, 56, 57	Shopping goods stores: Number ----- Sales ----- \$1,000--	26 10 591	56 561, 567 562-3, 568 562 565 566 564, 569	Apparel, accessory stores ----- Men's, boys' apparel stores, custom tailors ----- Women's clothing, specialty stores ----- Women's ready-to-wear stores ----- Family clothing stores ----- Shoe stores ----- Other apparel, accessory stores -----	17 3 7 2 - 6 1
52, 55, 59 ex. 591	All other stores: Number ----- Sales ----- \$1,000--	19 2 821	57 5712 5713-15, 19 572, 573	Furniture, home furnishings, equipment stores ---- Furniture stores ----- Other home furnishings stores ----- Household appliance, radio, television, music stores -----	6 2 - 4
	Retail stores, total -----	63	58 5812 5813	Eating, drinking places ----- Eating places ----- Drinking places (alcoholic beverages) -----	11 8 3
52	Lumber, building materials, hardware, farm equipment dealers -----	4	59 pt. (591)	Drug stores, proprietary stores -----	3
5251 52 ex. 5251	Hardware stores ----- Other -----	1 3	59 ex. 591 592 594 595 597 5992 5996	Other retail stores ----- Liquor stores ----- Book, stationery stores ----- Sporting goods stores, bicycle shops ----- Jewelry stores ----- Florists ----- Camera, photographic supply stores -----	11 1 1 - 2 - -
53 part 531 533 539	General merchandise group stores ----- Department stores ----- Limited price variety stores ----- Miscellaneous general merchandise stores -----	3 2 1 -			
54	Food stores -----	4			

MRC No. 24. Includes the planned center known as "El Cerrito Plaza" and establishments on Fairmount Ave. from San Pablo Ave. to A.T. & S.F. R.R., and on San Pablo Ave. from Cerrito Creek to Central Ave. (El Cerrito city, Contra Costa Co.)

SIC code	Kind of business	Total	SIC code	Kind of business	Number of establishments
	Retail stores, total: Number ----- Sales ----- \$1,000--	76 26 467	55 ex. 554	Automotive dealers -----	1
54, 58, 591	Convenience goods stores: Number ----- Sales ----- \$1,000--	24 9 371	55 pt. (554)	Gasoline service stations -----	6
53 part, 56, 57	Shopping goods stores: Number ----- Sales ----- \$1,000--	22 13 893	56 561, 567 562-3, 568 562 565 566 564, 569	Apparel, accessory stores ----- Men's, boys' apparel stores, custom tailors ----- Women's clothing, specialty stores ----- Women's ready-to-wear stores ----- Family clothing stores ----- Shoe stores ----- Other apparel, accessory stores -----	17 2 7 6 1 7 -
52, 55, 59 ex. 591	All other stores: Number ----- Sales ----- \$1,000--	30 3 203	57 5712 5713-15, 19 572, 573	Furniture, home furnishings, equipment stores ---- Furniture stores ----- Other home furnishings stores ----- Household appliance, radio, television, music stores -----	2 1 - 1
	Retail stores, total -----	76	58 5812 5813	Eating, drinking places ----- Eating places ----- Drinking places (alcoholic beverages) -----	13 8 5
52	Lumber, building materials, hardware, farm equipment dealers -----	5	59 pt. (591)	Drug stores, proprietary stores -----	1
5251 52 ex. 5251	Hardware stores ----- Other -----	2 3	59 ex. 591 592 594 595 597 5992 5996	Other retail stores ----- Liquor stores ----- Book, stationery stores ----- Sporting goods stores, bicycle shops ----- Jewelry stores ----- Florists ----- Camera, photographic supply stores -----	18 3 - - 3 - 1
53 part 531 533 539	General merchandise group stores ----- Department stores ----- Limited price variety stores ----- Miscellaneous general merchandise stores -----	3 1 1 1			
54	Food stores -----	10			


Standard Notes: - Represents zero. (D) Withheld to avoid disclosure. (NA) Not available.

San Jose, Calif., SMSA

CONTENTS

[Page numbers listed here omit the chapter prefix, 92-, which appears as part of number for each page]

	page
Standard Metropolitan Statistical Area Map	1
Chart on Retail Sales: 1963 and 1958	3
TABLE 1 The Central Business District: 1963 and 1958	4
2 The City: 1963 and 1958	5
3 The Standard Metropolitan Statistical Area: 1963 and 1958	6
4 CBD, City, SMSA—Sales Comparisons: 1958 and 1963	7
5 CBD Sales as Percent of City and SMSA Sales: 1963 and 1958	8
6 Other Major Retail Centers in the SMSA: 1963	9

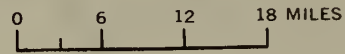


SAN JOSE, CALIF.

Standard Metropolitan Statistical Area, Central Business District, and Major Retail Centers

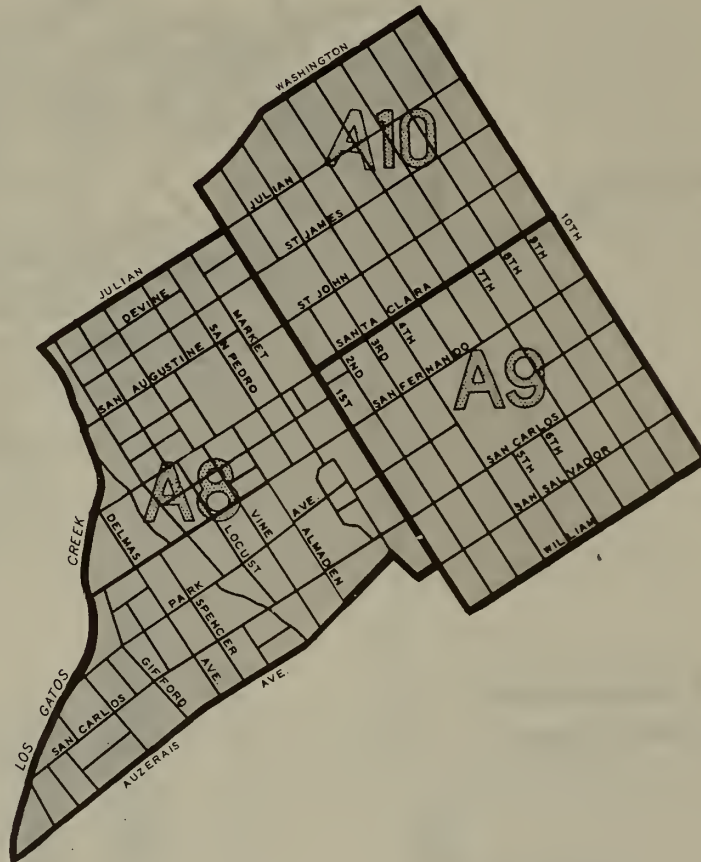
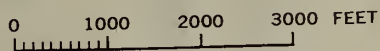


STANDARD METROPOLITAN
STATISTICAL AREA
& CENTRAL CITY



CENTRAL
BUSINESS
DISTRICT

Comprising Census Tracts A-8, A-9, and A-10




SAN JOSE, CALIF.

Standard Metropolitan Statistical Area, Central Business District, and Major Retail Centers




San Jose SMSA

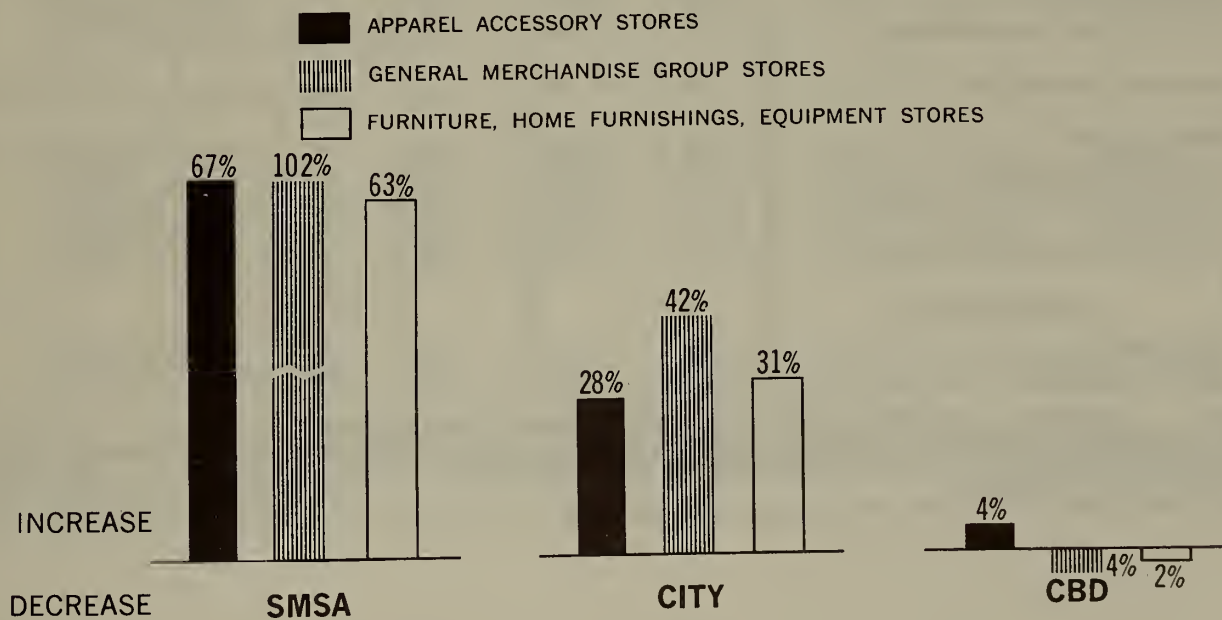
Retail Sales: 1958 and 1963 IN MILLIONS OF DOLLARS



San Jose



Percent Change in Sales, 1958-1963 by Types of Stores



1963 CENSUS OF BUSINESS, U.S. Department of Commerce, Bureau of the Census

TABLE 1. The Central Business District: 1963 and 1958

SIC code	Kind of business	1963				1958 ¹		
		Estab- lish- ments (number)	Sales (\$1,000)	Payroll, entire year (\$1,000)	Paid employees, workweek ended nearest Nov. 15 (number)	Estab- lish- ments (number)	Sales (\$1,000)	Payroll, entire year (\$1,000)
RETAIL STORES								
	Total ² f-----	479	113 057	17 648	4 298	548	101 237	15 477
52	Lumber, building materials, hardware, farm equip- ment dealers f-----	13	1 667	339	73	13	2 136	332
5251	Hardware stores f-----	4	322	48	9	4	(D)	(D)
52 ex. 5251	Other -----	9	1 345	291	64	9	(D)	(D)
53 part ²	General merchandise group stores ² -----	17	20 596	3 681	1 201	18	21 383	3 805
531	Department stores -----	4	16 068	2 807	888	4	(D)	(D)
533	Limited price variety stores -----	5	(D)	(D)	(D)	5	(D)	(D)
539	Miscellaneous general merchandise stores -----	8	(D)	(D)	(D)	9	1 175	154
54	Food stores -----	36	6 878	670	139	47	8 050	631
55 ex. 554	Automotive dealers f-----	44	30 022	4 077	557	37	16 628	1 944
55 pt. (554)	Gasoline service stations -----	26	2 578	221	67	21	2 145	232
56	Apparel, accessory stores -----	89	15 388	2 306	639	101	14 773	2 234
561, 567	Men's, boys' apparel stores, custom tailors -----	24	3 787	565	128	28	3 467	491
562-3, 568	Women's clothing, specialty stores -----	39	6 965	1 134	353	37	6 138	989
562	Women's ready-to-wear stores ³ -----	24	5 411	931	290	26	4 779	772
565	Family clothing stores ³ -----	3	(D)	(D)	(D)	4	(D)	(D)
566	Shoe stores -----	20	2 813	400	114	24	3 028	471
564, 569	Other apparel, accessory stores -----	3	(D)	(D)	(D)	6	(D)	(D)
57	Furniture, home furnishings, equipment stores -----	39	11 243	1 712	306	54	11 416	1 960
5712	Furniture stores -----	14	5 343	840	144	20	5 051	840
5713-15, 19	Other home furnishings stores -----	3	357	33	9	13	1 151	200
572, 573	Household appliance, radio, television, music stores -----	22	5 543	839	153	21	5 214	920
58	Eating, drinking places -----	104	9 096	2 270	778	126	7 745	1 902
5812	Eating places -----	67	6 808	1 763	619	92	6 053	1 584
5813	Drinking places (alcoholic beverages) -----	37	2 288	507	159	34	1 692	318
59 pt. (591)	Drug stores, proprietary stores -----	15	4 826	672	161	13	5 318	689
59 ex. 591	Other retail stores ⁴ -----	96	10 763	1 700	377	118	11 643	1 748
592	Liquor stores -----	5	1 180	99	18	8	1 155	103
594	Book, stationery stores -----	4	558	49	19	9	1 733	347
595	Sporting goods stores, bicycle shops -----	7	911	94	18	11	1 207	110
597	Jewelry stores -----	17	3 092	615	94	21	3 000	537
5992	Florists -----	6	561	121	36	7	451	108
5996	Camera, photographic supply stores -----	3	672	98	21	4	757	85
SELECTED SERVICES								
7011	Hotels, motels -----	34	1 870	626	222	28	1 781	608
783	Motion picture theaters -----	8	1 846	410	134	8	1 742	393

Standard Notes: - Represents zero. (D) Withheld to avoid disclosure. (NA) Not available. ¹1958 data revised.

²1958 group totals for SIC 53 and 56 may include data for "nonemployer" establishments which could not be classified and tabulated by detailed kinds of business.

³Excludes nonstore retailers (i.e., mail order, direct selling, merchandise vending machine operators) part of SIC 53.

⁴1958 data limited to "employer" establishments.

⁵Includes data for those kinds of business in SIC 59 (ex. 591) not covered in any of the lines below.

TABLE 2. The City: 1963 and 1958

SIC code	Kind of business	1963				1958 ¹		
		Estab- lish- ments (number)	Sales (\$1,000)	Payroll, entire year (\$1,000)	Paid employees, workweek ended nearest Nov. 15 (number)	Estab- lish- ments (number)	Sales (\$1,000)	Payroll, entire year (\$1,000)
	RETAIL STORES							
	Total ² -----	2 080	455 229	58 424	14 455	1 913	317 081	(D)
52	Lumber, building materials, hardware, farm equip- ment dealers -----	84	34 328	4 070	794	91	24 905	2 766
5251	Hardware stores -----	24	4 734	623	143	36	4 592	488
52 ex. 5251	Other -----	60	29 594	3 447	651	55	20 313	2 278
53 part ³	General merchandise group stores ² -----	53	67 963	9 890	3 047	46	47 882	7 717
531	Department stores -----	8	54 315	7 652	2 205	6	38 534	6 041
533	Limited price variety stores -----	23	11 284	1 994	731	20	(D)	(D)
539	Miscellaneous general merchandise stores -----	22	2 364	244	111	18	(D)	(D)
54	Food stores -----	275	94 476	8 200	1 746	302	63 882	4 533
55 ex. 554	Automotive dealers -----	170	85 242	9 668	1 401	134	54 230	5 590
55 pt. (554)	Gasoline service stations -----	261	31 707	2 855	900	221	20 927	1 750
56	Apparel, accessory stores -----	178	28 137	3 857	1 100	169	21 988	3 118
561, 567	Men's, boys' apparel stores, custom tailors -----	35	6 219	844	185	34	4 493	569
562-3, 568	Women's clothing, specialty stores -----	75	10 552	1 582	500	66	9 179	1 366
562	Women's ready-to-wear stores ³ -----	56	8 825	1 383	434	40	7 423	1 126
565	Family clothing stores ³ -----	10	3 145	365	96	5	2 013	273
566	Shoe stores -----	43	6 564	880	245	44	5 069	811
564, 569	Other apparel, accessory stores -----	15	1 657	186	74	16	1 006	99
57	Furniture, home furnishings, equipment stores ----	182	30 500	4 488	868	177	23 242	3 488
5712	Furniture stores -----	56	12 790	1 938	342	69	11 235	1 664
5713-15, 19	Other home furnishings stores -----	54	5 383	775	177	36	2 805	459
572, 573	Household appliance, radio, television, music stores -----	72	12 327	1 775	349	72	9 202	1 365
58	Eating, drinking places -----	448	33 945	8 664	3 027	397	22 725	5 231
5812	Eating places -----	338	26 933	7 157	2 607	291	17 756	4 376
5813	Drinking places (alcoholic beverages) -----	110	7 012	1 507	420	106	4 969	855
59 pt. (591)	Drug stores, proprietary stores -----	69	14 751	2 117	549	58	(D)	(D)
59 ex. 591	Other retail stores ⁴ -----	360	34 180	4 615	1 023	318	(D)	(D)
592	Liquor stores -----	52	8 828	565	120	52	5 176	309
594	Book, stationery stores -----	17	2 797	674	113	13	2 260	412
595	Sporting goods stores, bicycle shops -----	30	2 367	275	69	19	1 671	137
597	Jewelry stores -----	34	4 641	832	132	38	3 966	642
5992	Florists -----	23	1 247	207	70	19	711	133
5996	Camera, photographic supply stores -----	9	1 277	174	38	10	959	111
	SELECTED SERVICES							
7011	Hotels, motels -----	69	4 326	1 089	434	68	2 847	854
783	Motion picture theaters -----	16	3 546	724	257	18	2 761	580

Standard Notes: - Represents zero. (D) Withheld to avoid disclosure. (NA) Not available.

¹1958 group totals for SIC 53 and 56 may include data for "nonemployer" establishments which could not be classified and tabulated by detailed kinds of business.

²Excludes nonstore retailers (i.e., mail order, direct selling, merchandise vending machine operators) part of SIC 53.

³1958 data limited to "employer" establishments.

⁴Includes data for those kinds of business in SIC 59 (ex. 591) not covered in any of the lines below.

TABLE 3. The Standard Metropolitan Statistical Area: 1963 and 1958

SIC code	Kind of business	1963				1958 ¹		
		Estab- lish- ments (number)	Sales (\$1,000)	Payroll, entire year (\$1,000)	Paid employees, workweek ended nearest Nov. 15 (number)	Estab- lish- ments (number)	Sales (\$1,000)	Payroll, entire year (\$1,000)
RETAIL STORES								
	Total ² -----	5 285	1 205 795	147 552	37 047	4 453	724 488	84 651
52	Lumber, building materials, hardware, farm equip- ment dealers -----	254	65 434	8 407	1 697	248	55 063	6 237
5251	Hardware stores -----	86	11 781	1 408	398	83	10 033	1 111
52 ex. 5251	Other -----	168	53 653	6 999	1 299	165	45 030	5 126
53 part ³	General merchandise group stores ² -----	158	182 984	23 426	7 387	136	90 576	13 573
531	Department stores -----	19	138 188	18 028	5 565	12	70 722	10 556
533	Limited price variety stores -----	68	20 055	3 528	1 286	64	10 976	2 097
539	Miscellaneous general merchandise stores -----	71	24 741	1 870	536	46	8 656	920
54	Food stores -----	691	265 795	24 221	4 745	683	179 848	13 714
55 ex. 554	Automotive dealers -----	408	233 564	24 858	3 820	293	114 730	11 873
55 pt. (554)	Gasoline service stations -----	689	85 002	8 040	2 641	588	57 073	4 983
56	Apparel, accessory stores -----	467	79 522	10 133	2 949	381	47 545	6 389
561, 567	Men's, boys' apparel stores, custom tailors -----	82	14 061	1 747	374	69	8 735	1 079
562-3, 568	Women's clothing, specialty stores -----	205	33 928	4 544	1 467	154	21 666	3 123
562	Women's ready-to-wear stores ³ -----	157	29 913	4 057	1 306	103	18 879	2 733
565	Family clothing stores ³ -----	28	10 869	1 262	345	17	4 800	(D)
566	Shoe stores -----	106	15 770	2 036	556	97	9 518	1 350
564, 569	Other apparel, accessory stores -----	46	4 894	544	207	38	2 694	(D)
57	Furniture, home furnishings, equipment stores -----	468	73 720	10 180	2 043	404	45 316	6 128
5712	Furniture stores -----	169	33 553	4 644	881	149	21 147	2 849
5713-15, 19	Other home furnishings stores -----	110	10 874	1 648	343	75	4 984	724
572, 573	Household appliance, radio, television, music stores -----	189	29 293	3 888	819	180	19 185	2 555
58	Eating, drinking places -----	1 025	83 383	21 729	7 670	841	51 130	12 360
5812	Eating places -----	771	66 471	18 173	6 621	642	41 810	10 875
5813	Drinking places (alcoholic beverages) -----	254	16 912	3 556	1 049	199	9 320	1 485
59 pt. (591)	Drug stores, proprietary stores -----	195	48 107	6 685	1 647	145	25 216	3 253
59 ex. 591	Other retail stores ⁴ -----	930	88 284	9 873	2 448	734	57 991	6 141
592	Liquor stores -----	145	27 138	1 703	401	118	15 715	897
594	Book, stationery stores -----	50	6 914	1 134	276	37	4 319	643
595	Sporting goods stores, bicycle shops -----	74	6 929	798	203	47	4 142	476
597	Jewelry stores -----	74	7 353	1 169	221	78	6 002	905
5992	Florists -----	57	3 057	484	165	42	1 557	252
5996	Camera, photographic supply stores -----	22	3 124	386	87	23	2 426	293
SELECTED SERVICES								
7011	Hotels, motels -----	179	15 996	4 403	1 435	176	7 026	2 003
783	Motion picture theaters -----	39	6 836	(D)	(D)	32	(D)	(D)

Standard Notes: - Represents zero. (D) Withheld to avoid disclosure. (NA) Not available.

¹1958 group totals for SIC 53 and 56 may include data for "nonemployer" establishments which could not be classified and tabulated by detailed kinds of business.

²Excludes nonstore retailers (i.e., mail order, direct selling, merchandise vending machine operators) part of SIC 53.

³1958 data limited to "employer" establishments.

⁴Includes data for those kinds of business in SIC 59 (ex. 591) not covered in any of the lines below.

TABLE 4. CBD, City, SMSA—Sales Comparisons: 1958 and 1963

SIC code	Kind of business	Percent change in sales			Percent distribution of sales					
		Central business district	City	Standard metropolitan statistical area	Central business district		City		Standard metropolitan statistical area	
					1963	1958	1963	1958	1963	1958
	RETAIL STORES									
	Total ² -----	11.7	43.6	66.4	100.0	100.0	100.0	100.0	100.0	100.0
52	Lumber, building materials, hardware, farm equipment dealers -----	-22.0	37.8	18.8	1.5	2.1	7.5	7.8	5.4	7.6
5251	Hardware stores -----	(D)	3.1	17.4	0.3	(D)	1.0	1.4	1.0	1.4
52 ex. 5251	Other -----	(D)	45.7	19.1	1.2	(D)	6.5	6.4	4.4	6.2
53 part ¹	General merchandise group stores ^{1,2} -----	-3.7	41.9	102.0	18.2	21.1	14.9	15.1	15.2	12.5
531	Department stores -----	(D)	41.0	95.4	14.2	(D)	11.9	12.1	11.5	9.8
533	Limited price variety stores -----	(D)	(D)	82.7	(D)	(D)	2.5	(D)	1.7	1.5
539	Miscellaneous general merchandise stores -----	(D)	(D)	185.8	(D)	1.2	0.5	(D)	2.1	1.2
54	Food stores -----	-14.6	47.9	47.8	6.1	8.0	20.7	20.1	22.0	24.8
55 ex. 554	Automotive dealers -----	80.6	57.2	103.6	26.6	16.4	18.7	17.1	19.4	15.8
55 pt. (554)	Gasoline service stations -----	20.2	51.5	48.9	2.3	2.1	7.0	6.6	7.0	7.9
56	Apparel, accessory stores ¹ -----	4.2	28.0	67.2	13.6	14.6	6.2	6.9	6.6	6.6
561, 567	Men's, boys' apparel stores, custom tailors -----	9.2	38.4	61.0	3.3	3.4	1.4	1.4	1.2	1.2
562-3, 568	Women's clothing, specialty stores -----	13.5	15.0	56.6	6.2	6.1	2.3	2.9	2.8	3.0
562	Women's ready-to-wear stores ³ -----	13.2	18.9	58.4	4.8	4.7	1.9	2.3	2.5	2.6
565	Family clothing stores ³ -----	(D)	56.2	126.4	(D)	(D)	0.7	0.6	0.9	0.7
566	Shoe stores -----	-7.1	29.5	65.7	2.5	3.0	1.4	1.6	1.3	1.3
564, 569	Other apparel, accessory stores -----	(D)	64.7	81.7	(D)	(D)	0.4	0.3	0.4	0.4
57	Furniture, home furnishings, equipment stores -----	-1.5	31.2	62.7	9.9	11.3	6.7	7.3	6.1	6.3
5712	Furniture stores -----	5.8	13.8	58.7	4.7	5.0	2.8	3.5	2.8	2.9
5713-15, 19	Other home furnishings stores -----	-69.0	91.9	118.2	0.3	1.1	1.2	0.9	0.9	0.7
572, 573	Household appliance, radio, television, music stores -----	6.3	34.0	52.7	4.9	5.2	2.7	2.9	2.4	2.6
58	Eating, drinking places -----	17.4	49.4	63.1	8.0	7.7	7.5	7.2	6.9	7.1
5812	Eating places -----	12.5	51.7	59.0	6.0	6.0	5.9	5.6	5.5	5.8
5813	Drinking places (alcoholic beverages) -----	35.2	41.1	81.4	2.0	1.7	1.5	1.6	1.4	1.3
59 pt. (591)	Drug stores, proprietary stores -----	-9.1	(D)	90.8	4.3	5.3	3.2	(D)	4.0	3.5
59 ex. 591	Other retail stores ⁴ -----	-7.6	(D)	52.2	9.5	11.5	7.5	(D)	7.3	8.0
592	Liquor stores -----	2.2	70.6	72.7	1.0	1.1	1.9	1.6	2.3	2.2
594	Book, stationery stores -----	-67.8	23.8	60.1	0.5	1.7	0.6	0.7	0.6	0.6
595	Sporting goods stores, bicycle shops -----	-24.5	41.7	67.3	0.8	1.2	0.5	0.5	0.6	0.6
597	Jewelry stores -----	3.1	17.0	22.5	2.7	3.0	1.0	1.2	0.6	0.8
5992	Florists -----	24.4	75.4	96.3	0.5	0.4	0.3	0.2	0.2	0.2
5996	Camera, photographic supply stores -----	-11.2	33.1	28.8	0.6	0.7	0.3	0.3	0.3	0.3
	SELECTED SERVICES									
7011	Hotels, motels -----	5.0	51.9	127.7	(X)	(X)	(X)	(X)	(X)	(X)
783	Motion picture theaters -----	6.0	28.4	(D)	(X)	(X)	(X)	(X)	(X)	(X)

Standard Notes: - Represents zero. (D) Withheld to avoid disclosure. (NA) Not available. (X) Not applicable. (-) Minus sign before number denotes decrease.
¹1958 group totals for SIC 53 and 56 may include data for "nonemployer" establishments which could not be classified and tabulated by detailed kinds of business.
²Excludes nonstore retailers (i.e., mail order, direct selling, merchandise vending machine operators) part of SIC 53.
³1958 data limited to "employer" establishments.
⁴Includes data for those kinds of business in SIC 59 (ex. 591) not covered in any of the lines below.

TABLE 5. CBD Sales as Percent of City and SMSA Sales: 1963 and 1958

SIC code	Kind of business	Central business district sales as—			
		Percent of city sales		Percent of standard metropolitan statistical area sales	
		1963	1958	1963	1958
	RETAIL STORES				
	Total ²	24.8	31.9	9.4	14.0
52	Lumber, building materials, hardware, farm equipment dealers	4.8	8.6	2.5	3.9
5251	Hardware stores	6.8	(D)	2.7	(D)
52 ex. 5251	Other	4.5	(D)	2.5	(D)
53 part ¹	General merchandise group stores ^{1,2}	30.3	44.7	11.3	23.6
531	Department stores	29.6	(D)	11.6	(D)
533	Limited price variety stores	(D)	(D)	(D)	(D)
539	Miscellaneous general merchandise stores	(D)	(D)	(D)	13.6
54	Food stores	7.3	12.6	2.6	4.5
55 ex. 554	Automotive dealers	35.2	30.7	12.9	14.5
55 pt. (554)	Gasoline service stations	8.1	10.2	3.0	3.8
56	Apparel, accessory stores ¹	54.7	67.2	19.4	31.1
561, 567	Men's, boys' apparel stores, custom tailors	60.9	77.2	26.9	39.7
562-3, 568	Women's clothing, specialty stores	66.0	66.9	20.5	28.3
562	Women's ready-to-wear stores ³	61.3	64.4	18.1	25.3
565	Family clothing stores ³	(D)	(D)	(D)	(D)
566	Shoe stores	42.9	59.7	17.8	31.8
564, 569	Other apparel, accessory stores	(D)	(D)	(D)	(D)
57	Furniture, home furnishings, equipment stores	36.9	49.1	15.2	25.2
5712	Furniture stores	41.8	45.0	15.9	23.9
5713-15, 19	Other home furnishings stores	6.6	41.0	3.3	23.1
572, 573	Household appliance, radio, television, music stores	45.0	56.7	18.9	27.2
58	Eating, drinking places	26.8	34.1	10.9	15.1
5812	Eating places	25.3	34.1	10.2	14.5
5813	Drinking places (alcoholic beverages)	32.6	34.0	13.5	18.1
59 pt. (591)	Drug stores, proprietary stores	32.7	(D)	10.0	21.1
59 ex. 591	Other retail stores ⁴	31.5	(D)	12.2	20.1
592	Liquor stores	13.4	22.3	4.3	7.3
594	Book, stationery stores	20.0	76.7	8.1	40.1
595	Sporting goods stores, bicycle shops	38.5	72.2	13.1	29.1
597	Jewelry stores	66.6	75.6	42.0	50.0
5992	Florists	45.0	63.4	18.3	29.0
5996	Camera, photographic supply stores	52.6	78.9	21.5	31.2
	SELECTED SERVICES				
7011	Hotels, motels	43.2	62.6	11.7	25.3
783	Motion picture theaters	52.0	63.1	27.0	(D)

Standard Notes: — Represents zero. (D) Withheld to avoid disclosure. (NA) Not available.

¹1958 group totals for SIC 53 and 56 may include data for "nonemployer" establishments which could not be classified and tabulated by detailed kinds of business.

²Excludes nonstore retailers (i.e., mail order, direct selling, merchandise vending machine operators) part of SIC 53.

³1958 data limited to "employer" establishments.

⁴Includes data for those kinds of business in SIC 59 (ex. 591) not covered in any of the lines below.

TABLE 6. Other Major Retail Centers in the SMSA: 1963

MRC No. 1. Includes establishments in the area bounded by: Cowper, Forest Ave., Forest Ave. extended, S.P. R.R., Lytton Ave. extended, Lytton Ave. (Palo Alto)

SIC code	Kind of business	Total	SIC code	Kind of business	Number of establishments
	Retail stores, total:				
	Number -----	154	55 ex. 554	Automotive Dealers -----	5
	Sales ----- \$1,000 -----	31 850	55 pt. (554)	Gasoline service stations -----	8
54, 58, 591	Convenience goods stores:		56	Apparel, accessory stores -----	31
	Number -----	43	561, 567	Men's, boys' apparel stores, custom tailors -----	8
	Sales ----- \$1,000 -----	6 666	562-3, 568	Women's clothing, specialty stores -----	16
53 part, 56, 57	Shopping goods stores:		562	Women's ready-to-wear stores -----	12
	Number -----	50	565	Family clothing stores -----	2
	Sales ----- \$1,000 -----	8 739	566	Shoe stores -----	4
52, 55, 59 ex. 591	All other stores:		564, 569	Other apparel, accessory stores -----	1
	Number -----	61	57	Furniture, home furnishings, equipment stores -----	16
	Sales ----- \$1,000 -----	16 445	5712	Furniture stores -----	1
		Number of establishments	5713-15, 19	Other home furnishings stores -----	6
			572, 573	Household appliance, radio, television, music stores -----	9
	Retail stores, total -----	154	58	Eating, drinking places -----	16
52	Lumber, building materials, hardware, farm equipment dealers -----	5	5812	Eating places -----	15
5251	Hardware stores -----	2	5813	Drinking places (alcoholic beverages) -----	1
52 ex. 5251	Other -----	3	59 pt. (591)	Drug stores, proprietary stores -----	6
53 part	General merchandise group stores -----	3	59 ex. 591	Other retail stores -----	43
531	Department stores -----	1	592	Liquor stores -----	-
533	Limited price variety stores -----	1	594	Book, stationery stores -----	3
539	Miscellaneous general merchandise stores -----	1	595	Sporting goods stores, bicycle shops -----	2
			597	Jewelry stores -----	8
			5992	Florists -----	3
54	Food stores -----	21	5996	Camera, photographic supply stores -----	2

MRC No. 2. Includes the planned center known as "San Antonio Center" and the establishments on San Antonio Rd. from Sherwood Ave. to California St., and on El Camino Real from Los Altos Ave. to Jordan Ave. (Mountain View and Los Altos)

SIC code	Kind of business	Total	SIC code	Kind of business	Number of establishments
	Retail stores, total:				
	Number -----	64	55 ex. 554	Automotive dealers -----	6
	Sales ----- \$1,000 -----	33 788	55 pt. (554)	Gasoline service stations -----	6
54, 58, 591	Convenience goods stores:		56	Apparel, accessory stores -----	6
	Number -----	21	561, 567	Men's, boys' apparel stores, custom tailors -----	-
	Sales ----- \$1,000 -----	6 478	562-3, 568	Women's clothing, specialty stores -----	2
53 part, 56, 57	Shopping goods stores:		562	Women's ready-to-wear stores -----	1
	Number -----	24	565	Family clothing stores -----	-
	Sales ----- \$1,000 -----	22 685	566	Shoe stores -----	3
52, 55, 59 ex. 591	All other stores:		564, 569	Other apparel, accessory stores -----	1
	Number -----	19	57	Furniture, home furnishings, equipment stores -----	14
	Sales ----- \$1,000 -----	4 625	5712	Furniture stores -----	8
		Number of establishments	5713-15, 19	Other home furnishings stores -----	2
			572, 573	Household appliance, radio, television, music stores -----	4
	Retail stores, total -----	64	58	Eating, drinking places -----	11
52	Lumber, building materials, hardware, farm equipment dealers -----	3	5812	Eating places -----	9
5251	Hardware stores -----	1	5813	Drinking places (alcoholic beverages) -----	2
52 ex. 5251	Other -----	2	59 pt. (591)	Drug stores, proprietary stores -----	2
53 part	General merchandise group stores -----	4	59 ex. 591	Other retail stores -----	4
531	Department stores -----	2	592	Liquor stores -----	2
533	Limited price variety stores -----	1	594	Book, stationery stores -----	1
539	Miscellaneous general merchandise stores -----	1	595	Sporting goods stores, bicycle shops -----	-
			597	Jewelry stores -----	-
			5992	Florists -----	-
54	Food stores -----	8	5996	Camera, photographic supply stores -----	-

Standard Notes: - Represents zero. (D) Withheld to avoid disclosure. (NA) Not available.

TABLE 6. Other Major Retail Centers in the SMSA: 1963—Continued

MRC No. 3. Includes the planned center known as "Stanford Shopping Center" and establishments in the area bounded by: El Camino Real, East side of Quarry Rd., Pine Ave. and West side of Willow Rd.

SIC code	Kind of business	Total	SIC code	Kind of business	Number of establishments
	Retail stores, total:				
	Number	47	55 ex. 554	Automotive Dealers	1
	Sales	45 388	55 pt. (554)	Gasoline service stations	4
54, 58, 591	Convenience goods stores:		56	Apparel, accessory stores	16
	Number	10	561, 567	Men's, boys' apparel stores, custom tailors	1
	Sales	3 526	562-3, 568	Women's clothing, specialty stores	10
53 part, 56, 57	Shopping goods stores:		562	Women's ready-to-wear stores	8
	Number	22	565	Family clothing stores	1
	Sales	39 103	566	Shoe stores	4
52, 55, 59 ex. 591	All other stores:		564, 569	Other apparel, accessory stores	-
	Number	15	57	Furniture, home furnishings, equipment stores	2
	Sales	2 759	5712	Furniture stores	-
		Number of establishments	5713-15, 19	Other home furnishings stores	-
			572, 573	Household appliance, radio, television, music stores	2
	Retail stores, total	47	58	Eating, drinking places	5
52	Lumber, building materials, hardware, farm equipment dealers	2	5812	Eating places	5
5251	Hardware stores	2	5813	Drinking places (alcoholic beverages)	-
52 ex. 5251	Other	-	59 pt. (591)	Drug stores, proprietary stores	1
53 part	General merchandise group stores	4	59 ex. 591	Other retail stores	8
531	Department stores	2	592	Liquor stores	-
533	Limited price variety stores	1	594	Book, stationery stores	1
539	Miscellaneous general merchandise stores	1	595	Sporting goods stores, bicycle shops	1
			597	Jewelry stores	2
54	Food stores	4	5992	Florists	-
			5996	Camera, photographic supply stores	1

MRC No. 4. Includes the planned centers known as "Valley Fair" and "Town and Country Village" and establishments along Stevens Creek Blvd. (Rd.) from Los Gatos Fwy. (Route 17) to Henry Ave. (San Jose and Santa Clara)

SIC code	Kind of business	Total	SIC code	Kind of business	Number of establishments
	Retail stores, total:				
	Number	138	55 ex. 554	Automotive dealers	8
	Sales	82 008	55 pt. (554)	Gasoline service stations	4
54, 58, 591	Convenience goods stores:		56	Apparel, accessory stores	40
	Number	32	561, 567	Men's, boys' apparel stores, custom tailors	7
	Sales	14 229	562-3, 568	Women's clothing, specialty stores	16
53 part, 56, 57	Shopping goods stores:		562	Women's ready-to-wear stores	13
	Number	64	565	Family clothing stores	3
	Sales	46 557	566	Shoe stores	11
52, 55, 59 ex. 591	All other stores:		564, 569	Other apparel, accessory stores	3
	Number	42	57	Furniture, home furnishings, equipment stores	18
	Sales	21 222	5712	Furniture stores	4
		Number of establishments	5713-15, 19	Other home furnishings stores	5
			572, 573	Household appliance, radio, television, music stores	9
	Retail stores, total	138	58	Eating, drinking places	15
52	Lumber, building materials, hardware, farm equipment dealers	3	5812	Eating places	14
5251	Hardware stores	1	5813	Drinking places (alcoholic beverages)	1
52 ex. 5251	Other	2	59 pt. (591)	Drug stores, proprietary stores	4
53 part	General merchandise group stores	6	59 ex. 591	Other retail stores	27
531	Department stores	2	592	Liquor stores	2
533	Limited price variety stores	1	594	Book, stationery stores	3
539	Miscellaneous general merchandise stores	3	595	Sporting goods stores, bicycle shops	1
			597	Jewelry stores	4
54	Food stores	13	5992	Florists	1
			5996	Camera, photographic supply stores	2

Standard Notes: - Represents zero. (D) Withheld to avoid disclosure. (NA) Not available.

TABLE 6. Other Major Retail Centers in the SMSA: 1963—Continued

MRC No. 5. Includes the establishments in the area bounded by: Evelyn Ave., Sunnyvale Ave., Iowa Ave., Mathilda Ave., north side of Washington Ave., and Taaffe Ave. (Sunnyvale City)

SIC code	Kind of business	Total	SIC code	Kind of business	Number of establishments
	Retail stores, total:				
	Number -----	85	55 ex. 554	Automotive Dealers -----	3
	Sales ----- \$1,000	16 461	55 pt. (554)	Gasoline service stations -----	2
54, 58, 591	Convenience goods stores:		56	Apparel, accessory stores -----	22
	Number -----	24	561, 567	Men's, boys' apparel stores, custom tailors -----	3
	Sales ----- \$1,000	4 512	562-3, 568	Women's clothing, specialty stores -----	10
53 part, 56, 57	Shopping goods stores:		562	Women's ready-to-wear stores -----	8
	Number -----	35	565	Family clothing stores -----	1
	Sales ----- \$1,000	9 641	566	Shoe stores -----	6
52, 55, 59 ex. 591	All other stores:		564, 569	Other apparel, accessory stores -----	2
	Number -----	26	57	Furniture, home furnishings, equipment stores -----	7
	Sales ----- \$1,000	2 308	5712	Furniture stores -----	3
		Number of establishments	5713-15, 19	Other home furnishings stores -----	-
			572, 573	Household appliance, radio, television, music stores -----	4
	Retail stores, total -----	85	58	Eating, drinking places -----	11
52	Lumber, building materials, hardware, farm equipment dealers -----	3	5812	Eating places -----	8
5251	Hardware stores -----	1	5813	Drinking places (alcoholic beverages) -----	3
52 ex. 5251	Other -----	2	59 pt. (591)	Drug stores, proprietary stores -----	4
53 part	General merchandise group stores -----	6	59 ex. 591	Other retail stores -----	17
531	Department stores -----	2	592	Liquor stores -----	-
533	Limited price variety stores -----	2	594	Book, stationery stores -----	2
539	Miscellaneous general merchandise stores -----	2	595	Sporting goods stores, bicycle shops -----	1
			597	Jewelry stores -----	4
54	Food stores -----	10	5992	Florists -----	2
			5996	Camera, photographic supply stores -----	1

MRC No. 6. Includes establishments on W. San Carlos St. from Sunol St. to Rutland Ave., on Race St. from W. San Carlos St. to Auzerias Ave., and on Meridian Ave. (Rd.) from W. San Carlos St. to Moorpark Ave.

SIC code	Kind of business	Total	SIC code	Kind of business	Number of establishments
	Retail stores, total:				
	Number -----	66	55 ex. 554	Automotive dealers -----	15
	Sales ----- \$1,000	37 307	55 pt. (554)	Gasoline service stations -----	9
54, 58, 591	Convenience goods stores:		56	Apparel, accessory stores -----	2
	Number -----	17	561, 567	Men's, boys' apparel stores, custom tailors -----	-
	Sales ----- \$1,000	5 230	562-3, 568	Women's clothing, specialty stores -----	-
53 part, 56, 57	Shopping goods stores:		562	Women's ready-to-wear stores -----	-
	Number -----	14	565	Family clothing stores -----	-
	Sales ----- \$1,000	(D)	566	Shoe stores -----	2
52, 55, 59 ex. 591	All other stores:		564, 569	Other apparel, accessory stores -----	-
	Number -----	35	57	Furniture, home furnishings, equipment stores -----	10
	Sales ----- \$1,000	(D)	5712	Furniture stores -----	4
		Number of establishments	5713-15, 19	Other home furnishings stores -----	4
			572, 573	Household appliance, radio, television, music stores -----	2
	Retail stores, total -----	66	58	Eating, drinking places -----	9
52	Lumber, building materials, hardware, farm equipment dealers -----	6	5812	Eating places -----	7
5251	Hardware stores -----	1	5813	Drinking places (alcoholic beverages) -----	2
52 ex. 5251	Other -----	5	59 pt. (591)	Drug stores, proprietary stores -----	1
53 part	General merchandise group stores -----	2	59 ex. 591	Other retail stores -----	5
531	Department stores -----	1	592	Liquor stores -----	-
533	Limited price variety stores -----	1	594	Book, stationery stores -----	-
539	Miscellaneous general merchandise stores -----	-	595	Sporting goods stores, bicycle shops -----	2
			597	Jewelry stores -----	-
54	Food stores -----	7	5992	Florists -----	1
			5996	Camera, photographic supply stores -----	-

Standard Notes: - Represents zero. (D) Withheld to avoid disclosure. (NA) Not available.

TABLE 6. Other Major Retail Centers in the SMSA: 1963—Continued

MRC No. 7. Includes the planned center known as "Westgate" and establishments on Saratoga Ave. from Atherton Ave. to Quito Rd., and on Prospect Rd. from Saratoga Ave. to Doyle Rd. (San Jose city)

SIC code	Kind of business	Total	SIC code	Kind of business	Number of establishments
	Retail stores, total:				
	Number -----	36	55 ex. 554	Automotive Dealers -----	-
	Sales ----- \$1,000	16 797	55 pt. (554)	Gasoline service stations -----	3
54, 58, 591	Convenience goods stores:		56	Apparel, accessory stores -----	6
	Number -----	16	561, 567	Men's, boys' apparel stores, custom tailors -----	1
	Sales ----- \$1,000	8 046	562-3, 568	Women's clothing, specialty stores -----	2
53 part, 56, 57	Shopping goods stores:		562	Women's ready-to-wear stores -----	2
	Number -----	11	565	Family clothing stores -----	-
	Sales ----- \$1,000	(D)	566	Shoe stores -----	2
52, 55, 59 ex. 591	All other stores:		564, 569	Other apparel, accessory stores -----	1
	Number -----	9	57	Furniture, home furnishings, equipment stores -----	-
	Sales ----- \$1,000	(D)	5712	Furniture stores -----	-
		Number of establishments	5713-15, 19	Other home furnishings stores -----	-
			572, 573	Household appliance, radio, television, music stores -----	-
	Retail stores, total -----	36	58	Eating, drinking places -----	9
52	Lumber, building materials, hardware, farm equipment dealers -----	-	5812	Eating places -----	7
5251	Hardware stores -----	-	5813	Drinking places (alcoholic beverages) -----	2
52 ex. 5251	Other -----	-	59 pt. (591)	Drug stores, proprietary stores -----	2
53 part	General merchandise group stores -----	5	59 ex. 591	Other retail stores -----	6
531	Department stores -----	1	592	Liquor stores -----	2
533	Limited price variety stores -----	4	594	Book, stationery stores -----	-
539	Miscellaneous general merchandise stores -----	-	595	Sporting goods stores, bicycle shops -----	-
			597	Jewelry stores -----	1
			5992	Florists -----	-
54	Food stores -----	5	5996	Camera, photographic supply stores -----	1

MRC No. 8. Includes the establishments at the intersection of Stevens creek Blvd. and Saratoga Ave. and extending along the 3700 - 3800 blocks of Stevens Creek Blvd. and the 400 and 1000 blocks of Saratoga Ave.

SIC code	Kind of business	Total	SIC code	Kind of business	Number of establishments
	Retail stores, total:				
	Number -----	27	55 ex. 554	Automotive dealers -----	5
	Sales ----- \$1,000	23 218	55 pt. (554)	Gasoline service stations -----	2
54, 58, 591	Convenience goods stores:		56	Apparel, accessory stores -----	1
	Number -----	11	561, 567	Men's, boys' apparel stores, custom tailors -----	-
	Sales ----- \$1,000	1 024	562-3, 568	Women's clothing, specialty stores -----	-
53 part, 56, 57	Shopping goods stores:		562	Women's ready-to-wear stores -----	-
	Number -----	7	565	Family clothing stores -----	-
	Sales ----- \$1,000	(D)	566	Shoe stores -----	1
52, 55, 59 ex. 591	All other stores:		564, 569	Other apparel, accessory stores -----	-
	Number -----	9	57	Furniture, home furnishings, equipment stores -----	5
	Sales ----- \$1,000	(D)	5712	Furniture stores -----	2
		Number of establishments	5713-15, 19	Other home furnishings stores -----	2
			572, 573	Household appliance, radio, television, music stores -----	1
	Retail stores, total -----	27	58	Eating, drinking places -----	11
52	Lumber, building materials, hardware, farm equipment dealers -----	-	5812	Eating places -----	10
5251	Hardware stores -----	-	5813	Drinking places (alcoholic beverages) -----	1
52 ex. 5251	Other -----	-	59 pt. (591)	Drug stores, proprietary stores -----	-
53 part	General merchandise group stores -----	1	59 ex. 591	Other retail stores -----	2
531	Department stores -----	1	592	Liquor stores -----	-
533	Limited price variety stores -----	-	594	Book, stationery stores -----	-
539	Miscellaneous general merchandise stores -----	-	595	Sporting goods stores, bicycle shops -----	-
			597	Jewelry stores -----	-
			5992	Florists -----	-
54	Food stores -----	-	5996	Camera, photographic supply stores -----	1

Standard Notes: - Represents zero. (D) Withheld to avoid disclosure. (NA) Not available.

Savannah, Ga., SMSA

CONTENTS

[Page numbers listed here omit the chapter prefix, 93-, which appears as part of number for each page]

	page
Standard Metropolitan Statistical Area Map -----	1
Chart on Retail Sales: 1963 and 1958 -----	3
TABLE 1 The Central Business District: 1963 and 1958 -----	4
2 The City: 1963 and 1958 -----	5
3 The Standard Metropolitan Statistical Area: 1963 and 1958 -----	6
4 CBD, City, SMSA—Sales Comparisons: 1958 and 1963 -----	7
5 CBD Sales as Percent of City and SMSA Sales: 1963 and 1958 -----	8
6 Other Major Retail Centers in the SMSA: 1963 -----	9



SAVANNAH, GA.

Standard Metropolitan Statistical Area, Central Business District, and Major Retail Centers

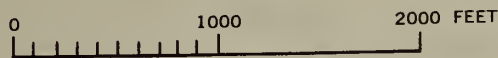


STANDARD METROPOLITAN
STATISTICAL AREA
& CENTRAL CITY



CENTRAL
BUSINESS
DISTRICT

Comprising Census Tracts 3 and 4



SAVANNAH, GA.

Standard Metropolitan Statistical Area, Central Business District, and Major Retail Centers



CITY &
MAJOR
RETAIL
CENTERS


- Central Business District
- ① Major Retail Centers




0 4000 8000 FEET

Savannah SMSA

Retail Sales: 1958 and 1963 IN MILLIONS OF DOLLARS



Savannah



Percent Change in Sales, 1958-1963 by Types of Stores




TABLE 1. The Central Business District: 1963 and 1958

SIC code	Kind of business	1963				1958 ¹		
		Estab- lish- ments (number)	Sales (\$1,000)	Payroll, entire year (\$1,000)	Paid employees, workweek ended nearest Nov. 15 (number)	Estab- lish- ments (number)	Sales (\$1,000)	Payroll, entire year (\$1,000)
	RETAIL STORES							
	Total ² -----	253	51 575	7 091	2 322	312	60 916	8 619
52	Lumber, building materials, hardware, farm equip- ment dealers -----	4	303	30	15	6	1 479	217
5251	Hardware stores -----	3	(D)	(D)	(D)	4	(D)	(D)
52 ex. 5251	Other -----	1	(D)	(D)	(D)	2	(D)	(D)
53 part ²	General merchandise group stores ² -----	15	10 087	1 557	602	18	9 902	1 600
531	Department stores -----	2	(D)	(D)	(D)	4	(D)	(D)
533	Limited price variety stores -----	7	2 989	482	212	7	3 577	587
539	Miscellaneous general merchandise stores -----	6	(D)	(D)	(D)	7	(D)	(D)
54	Food stores -----	10	(D)	(D)	(D)	26	5 447	372
55 ex. 554	Automotive dealers -----	16	7 128	639	147	16	11 290	1 229
55 pt. (554)	Gasoline service stations -----	16	(D)	(D)	(D)	14	945	100
56	Apparel, accessory stores -----	62	11 773	1 908	579	75	14 652	1 984
561, 567	Men's, boys' apparel stores, custom tailors -----	15	3 545	650	146	14	2 510	(D)
562-3, 568	Women's clothing, specialty stores -----	26	4 444	682	246	24	4 970	679
562	Women's ready-to-wear stores ³ -----	20	4 171	633	226	18	4 615	630
565	Family clothing stores ³ -----	5	(D)	(D)	(D)	15	(D)	(D)
566	Shoe stores -----	13	2 505	362	103	17	2 334	336
564, 569	Other apparel, accessory stores -----	3	(D)	(D)	(D)	3	(D)	(D)
57	Furniture, home furnishings, equipment stores ----	33	5 644	974	237	33	6 463	1 071
5712	Furniture stores -----	18	3 715	640	163	21	4 627	701
5713-15, 19	Other home furnishings stores -----	4	(D)	(D)	(D)	2	(D)	(D)
572, 573	Household appliance, radio, television, music stores -----	11	(D)	(D)	(D)	9	(D)	(D)
58	Eating, drinking places -----	39	2 723	581	308	51	3 711	772
5812	Eating places -----	33	2 446	563	299	42	3 263	743
5813	Drinking places (alcoholic beverages) -----	6	277	18	9	9	397	29
59 pt. (591)	Drug stores, proprietary stores -----	5	1 142	127	46	9	1 401	177
59 ex. 591	Other retail stores ⁴ -----	53	4 368	689	195	64	5 626	1 097
592	Liquor stores -----	6	297	16	7	5	238	9
594	Book, stationery stores -----	6	349	73	22	5	720	155
595	Sporting goods stores, bicycle shops -----	1	(D)	(D)	(D)	4	(D)	(D)
597	Jewelry stores -----	14	1 896	367	85	14	2 332	585
5992	Florists -----	1	(D)	(D)	(D)	3	29	2
5996	Camera, photographic supply stores -----	1	(D)	(D)	(D)	-	-	-
	SELECTED SERVICES							
7011	Hotels, motels -----	4	1 819	625	335	5	2 005	613
783	Motion picture theaters -----	4	(D)	(D)	(D)	4	910	139

Standard Notes: - Represents zero. (D) Withheld to avoid disclosure.

¹1958 group totals for SIC 53 and 56 may include data for "nonemployer" establishments which could not be classified and tabulated by detailed kinds of business.

²Excludes nonstore retailers (i.e., mail order, direct selling, merchandise vending machine operators) part of SIC 53.

³1958 data limited to "employer" establishments.

⁴Includes data for those kinds of business in SIC 59 (ex. 591) not covered in any of the lines below.

TABLE 2. The City: 1963 and 1958

SIC code	Kind of business	1963				1958 ¹		
		Estab- lish- ments (number)	Sales (\$1,000)	Payroll, entire year (\$1,000)	Paid employees, workweek ended nearest Nov. 15 (number)	Estab- lish- ments (number)	Sales (\$1,000)	Payroll, entire year (\$1,000)
RETAIL STORES								
	Total ² -----	1 206	187 921	21 078	6 990	1 320	171 869	(D)
52	Lumber, building materials, hardware, farm equip- ment dealers -----	39	7 673	1 022	289	39	10 327	1 321
5251	Hardware stores -----	4	384	51	19	9	1 338	182
52 ex. 5251	Other -----	35	7 289	971	270	30	8 989	1 139
53 part ²	General merchandise group stores ² -----	45	22 850	3 437	1 249	54	20 057	3 036
531	Department stores -----	5	(D)	(D)	(D)	6	13 457	2 162
533	Limited price variety stores -----	21	5 210	791	344	22	(D)	(D)
539	Miscellaneous general merchandise stores -----	19	(D)	(D)	(D)	22	(D)	(D)
54	Food stores -----	254	41 831	2 474	937	324	39 192	2 179
55 ex. 554	Automotive dealers -----	75	41 998	4 172	873	75	31 110	3 238
55 pt. (554)	Gasoline service stations -----	190	15 357	1 210	471	165	(D)	(D)
56	Apparel, accessory stores -----	104	16 279	2 481	803	95	(D)	(D)
561, 567	Men's, boys' apparel stores, custom tailors -----	26	(D)	(D)	(D)	17	(D)	(D)
562-3, 568	Women's clothing, specialty stores -----	39	(D)	(D)	(D)	33	5 956	804
562	Women's ready-to-wear stores ³ -----	32	(D)	(D)	(D)	26	5 563	750
565	Family clothing stores ³ -----	13	1 539	218	103	19	6 180	665
566	Shoe stores -----	17	(D)	(D)	(D)	19	2 504	354
564, 569	Other apparel, accessory stores -----	9	(D)	(D)	(D)	5	677	70
57	Furniture, home furnishings, equipment stores -----	92	12 420	1 796	427	88	10 407	1 616
5712	Furniture stores -----	49	(D)	(D)	(D)	43	6 402	982
5713-15, 19	Other home furnishings stores -----	16	(D)	(D)	(D)	13	(D)	(D)
572, 573	Household appliance, radio, television, music stores -----	27	(D)	(D)	(D)	32	(D)	(D)
58	Eating, drinking places -----	141	9 599	2 003	1 017	188	8 347	1 506
5812	Eating places -----	113	8 526	1 925	981	146	6 851	1 419
5813	Drinking places (alcoholic beverages) -----	28	1 073	78	36	42	1 496	87
59 pt. (591)	Drug stores, proprietary stores -----	54	6 107	765	319	64	6 001	739
59 ex. 591	Other retail stores ⁴ -----	212	13 807	1 718	605	228	16 107	2 119
592	Liquor stores -----	51	4 809	318	149	51	4 579	305
594	Book, stationery stores -----	11	(D)	(D)	(D)	9	806	163
595	Sporting goods stores, bicycle shops -----	6	(D)	(D)	(D)	10	519	(D)
597	Jewelry stores -----	20	(D)	(D)	(D)	20	2 564	617
5992	Florists -----	27	(D)	(D)	(D)	20	530	119
5996	Camera, photographic supply stores -----	2	(D)	(D)	(D)	-	-	-
SELECTED SERVICES								
7011	Hotels, motels -----	27	(D)	(D)	(D)	17	3 198	(D)
783	Motion picture theaters -----	8	(D)	(D)	(D)	11	(D)	(D)

Standard Notes: - Represents zero. (D) Withheld to avoid disclosure. (NA) Not available.
¹1958 group totals for SIC 53 and 56 may include data for "nonemployer" establishments which could not be classified and tabulated by detailed kinds of business.
²Excludes nonstore retailers (i.e., mail order, direct selling, merchandise vending machine operators) part of SIC 53.
³1958 data limited to "employer" establishments.
⁴Includes data for those kinds of business in SIC 59 (ex. 591) not covered in any of the lines below.

TABLE 3. The Standard Metropolitan Statistical Area: 1963 and 1958

SIC code	Kind of business	1963				1958 ¹		
		Estab- lish- ments (number)	Sales (\$1,000)	Payroll, entire year (\$1,000)	Paid employees, workweek ended nearest Nov. 15 (number)	Estab- lish- ments (number)	Sales (\$1,000)	Payroll, entire year (\$1,000)
	RETAIL STORES							
	Total ² -----	1 489	214 747	23 634	8 018	1 559	187 716	(D)
52	Lumber, building materials, hardware, farm equip- ment dealers -----	52	9 230	1 146	331	49	11 256	1 393
5251	Hardware stores -----	7	581	69	26	14	1 809	218
52 ex. 5251	Other -----	45	8 649	1 077	305	35	9 447	1 175
53 part ²	General merchandise group stores ² -----	56	25 610	3 663	1 348	66	20 577	3 065
531	Department stores -----	6	15 603	2 307	787	6	13 457	2 162
533	Limited price variety stores -----	25	5 712	863	381	24	5 102	760
539	Miscellaneous general merchandise stores -----	25	4 295	493	180	24	1 824	143
54	Food stores -----	305	49 002	2 860	1 089	389	44 441	2 407
55 ex. 554	Automotive dealers -----	89	44 460	4 439	936	83	31 643	3 289
55 pt. (554)	Gasoline service stations -----	261	20 718	1 679	663	212	14 665	1 254
56	Apparel, accessory stores -----	113	17 465	2 632	863	96	19 664	2 448
561, 567	Men's, boys' apparel stores, custom tailors -----	27	4 269	742	177	18	4 269	555
562-3, 568	Women's clothing, specialty stores -----	41	7 070	1 043	375	33	5 956	804
562	Women's ready-to-wear stores ³ -----	34	6 773	988	353	26	5 563	750
565	Family clothing stores ³ -----	16	2 195	293	134	19	6 180	665
566	Shoe stores -----	19	3 037	432	133	19	2 504	354
564, 569	Other apparel, accessory stores -----	10	894	122	44	5	677	70
57	Furniture, home furnishings, equipment stores -----	96	12 692	1 812	437	98	10 992	1 728
5712	Furniture stores -----	50	8 158	1 097	275	46	6 465	989
5713-15, 19	Other home furnishings stores -----	17	1 798	347	70	19	2 035	356
572, 573	Household appliance, radio, television, music stores -----	29	2 736	368	92	33	2 492	383
58	Eating, drinking places -----	200	12 362	2 529	1 296	236	10 796	1 963
5812	Eating places -----	161	10 769	2 398	1 227	188	9 027	1 849
5813	Drinking places (alcoholic beverages) -----	39	1 593	131	69	48	1 769	114
59 pt. (591)	Drug stores, proprietary stores -----	67	7 180	909	376	74	6 691	793
59 ex. 591	Other retail stores ⁴ -----	250	16 028	1 965	679	256	16 991	(D)
592	Liquor stores -----	61	5 394	351	161	58	5 031	329
594	Book, stationery stores -----	13	465	81	30	9	806	163
595	Sporting goods stores, bicycle shops -----	8	359	58	13	10	519	(D)
597	Jewelry stores -----	22	2 323	426	101	20	2 564	617
5992	Florists -----	29	922	158	66	25	559	121
5996	Camera, photographic supply stores -----	4	(D)	(D)	(D)	-	-	-
	SELECTED SERVICES							
7011	Hotels, motels -----	54	3 916	1 167	559	42	4 838	1 408
783	Motion picture theaters -----	9	(D)	(D)	(D)	12	1 901	399

Standard Notes: - Represents zero. (D) Withheld to avoid disclosure.

¹1958 group totals for SIC 53 and 56 may include data for "nonemployer" establishments which could not be classified and tabulated by detailed kinds of business.

²Excludes nonstore retailers (i.e., mail order, direct selling, merchandise vending machine operators) part of SIC 53.

³1958 data limited to "employer" establishments.

⁴Includes data for those kinds of business in SIC 59 (ex. 591) not covered in any of the lines below.

TABLE 4. CBD, City, SMSA—Sales Comparisons: 1958 and 1963

SIC code	Kind of business	Percent change in sales			Percent distribution of sales					
		Central business district	City	Standard metropolitan statistical area	Central business district		City		Standard metropolitan statistical area	
					1963	1958	1963	1958	1963	1958
RETAIL STORES										
	Total ² -----	-15.3	9.3	14.4	100.0	100.0	100.0	100.0	100.0	100.0
52	Lumber, building materials, hardware, farm equipment dealers -----	-79.5	-25.7	-18.0	0.6	2.4	4.1	6.0	4.3	6.0
5251	Hardware stores -----	(D)	-71.3	-67.9	(D)	(D)	0.2	0.8	0.3	1.0
52 ex. 5251	Other -----	(D)	-18.9	-8.5	(D)	(D)	3.9	5.2	4.0	5.0
53 part ¹	General merchandise group stores ^{1,2} -----	1.9	13.9	24.5	19.6	16.3	12.2	11.7	11.9	11.0
531	Department stores -----	(D)	(D)	15.9	(D)	(D)	(D)	7.8	7.3	7.2
533	Limited price variety stores -----	-16.4	(D)	12.0	5.8	5.9	2.8	(D)	2.7	2.7
539	Miscellaneous general merchandise stores -----	(D)	(D)	135.5	(D)	(D)	(D)	(D)	2.0	1.0
54	Food stores -----	(D)	6.7	10.3	(D)	8.9	22.3	22.8	22.8	23.7
55 ex. 554	Automotive dealers -----	-36.9	35.0	40.5	13.8	18.5	22.3	18.1	20.7	16.9
55 pt. (554)	Gasoline service stations -----	(D)	(D)	41.3	(D)	1.6	8.2	(D)	9.6	7.8
56	Apparel, accessory stores ¹ -----	-19.7	(D)	-11.2	22.8	24.1	8.7	(D)	8.1	10.5
561, 567	Men's, boys' apparel stores, custom tailors -----	41.2	(D)	0.0	6.9	4.1	(D)	(D)	2.0	2.3
562-3, 568	Women's clothing, specialty stores -----	-10.6	(D)	18.7	8.6	8.2	(D)	3.5	3.3	3.2
562	Women's ready-to-wear stores ³ -----	-9.6	(D)	21.8	8.1	7.6	(D)	3.2	3.2	3.0
565	Family clothing stores ³ -----	(D)	-75.1	-64.5	(D)	(D)	0.8	3.6	1.0	3.3
566	Shoe stores -----	7.3	(D)	21.3	4.9	3.8	(D)	1.5	1.4	1.3
564, 569	Other apparel, accessory stores -----	(D)	(D)	32.1	(D)	(D)	(D)	0.4	0.4	0.4
57	Furniture, home furnishings, equipment stores -----	-12.7	19.3	15.5	10.9	10.6	6.6	6.1	5.9	5.9
5712	Furniture stores -----	-19.7	(D)	26.2	7.2	7.6	(D)	3.7	3.8	3.4
5713-15, 19	Other home furnishings stores -----	(D)	(D)	-11.7	(D)	(D)	(D)	(D)	0.8	1.1
572, 573	Household appliance, radio, television, music stores -----	(D)	(D)	9.8	(D)	(D)	(D)	(D)	1.3	1.3
58	Eating, drinking places -----	-26.6	15.0	14.5	5.3	6.1	5.1	4.9	5.8	5.8
5812	Eating places -----	-25.0	24.4	19.3	4.7	5.4	4.5	4.0	5.0	4.8
5813	Drinking places (alcoholic beverages) -----	-30.2	-28.3	-10.0	0.5	0.7	0.6	0.9	0.7	0.9
59 pt. (591)	Drug stores, proprietary stores -----	-18.5	1.8	7.3	2.2	2.3	3.2	3.5	3.3	3.6
59 ex. 591	Other retail stores ⁴ -----	-22.4	-14.3	-5.7	8.5	9.2	7.3	9.4	7.5	9.1
592	Liquor stores -----	24.8	5.0	7.2	0.6	0.4	2.6	2.7	2.5	2.7
594	Book, stationery stores -----	-51.5	(D)	-42.3	0.7	1.2	(D)	0.5	0.2	0.4
595	Sporting goods stores, bicycle shops -----	(D)	(D)	-30.8	(D)	(D)	(D)	0.3	0.2	0.3
597	Jewelry stores -----	-18.7	(D)	-9.4	3.7	3.8	(D)	1.5	1.1	1.4
5992	Florists -----	(D)	(D)	64.9	(D)	0.0	(D)	0.3	0.4	0.3
5996	Camera, photographic supply stores -----	(D)	(D)	(D)	(D)	-	(D)	-	(D)	-
SELECTED SERVICES										
7011	Hotels, motels -----	-9.3	(D)	-19.1	(X)	(X)	(X)	(X)	(X)	(X)
783	Motion picture theaters -----	(D)	(D)	(D)	(X)	(X)	(X)	(X)	(X)	(X)

Standard Notes: - Represents zero. (D) Withheld to avoid disclosure. (NA) Not available. (X) Not applicable. (-) Minus sign before number denotes decrease.

¹1958 group totals for SIC 53 and 56 may include data for "nonemployer" establishments which could not be classified and tabulated by detailed kinds of business.

²Excludes nonstore retailers (i.e., mail order, direct selling, merchandise vending machine operators) part of SIC 53.

³1958 data limited to "employer" establishments.

⁴Includes data for those kinds of business in SIC 59 (ex. 591) not covered in any of the lines below.

TABLE 5. CBD Sales as Percent of City and SMSA Sales: 1963 and 1958

SIC code	Kind of business	Central business district sales as—			
		Percent of city sales		Percent of standard metropolitan statistical area sales	
		1963	1958	1963	1958
	RETAIL STORES				
	Total ² -----	27.4	35.4	24.0	32.5
52	Lumber, building materials, hardware, farm equipment dealers -----	3.9	14.3	3.3	13.1
5251	Hardware stores -----	(D)	(D)	(D)	(D)
52 ex. 5251	Other -----	(D)	(D)	(D)	(D)
53 part ¹	General merchandise group stores ^{1,2} -----	44.1	49.4	39.4	48.1
531	Department stores -----	(D)	(D)	(D)	(D)
533	Limited price variety stores -----	57.4	(D)	52.3	70.1
539	Miscellaneous general merchandise stores -----	(D)	(D)	(D)	(D)
54	Food stores -----	(D)	13.9	(D)	12.3
55 ex. 554	Automotive dealers -----	17.0	36.3	16.0	35.7
55 pt. (554)	Gasoline service stations -----	(D)	(D)	(D)	6.4
56	Apparel, accessory stores ¹ -----	72.3	(D)	67.4	74.5
561, 567	Men's, boys' apparel stores, custom tailors -----	(D)	(D)	83.0	58.8
562-3, 568	Women's clothing, specialty stores -----	(D)	83.4	62.9	83.4
562	Women's ready-to-wear stores ³ -----	(D)	83.0	61.6	83.0
565	Family clothing stores ³ -----	(D)	(D)	(D)	(D)
566	Shoe stores -----	(D)	93.2	82.5	93.2
564, 569	Other apparel, accessory stores -----	(D)	(D)	(D)	(D)
57	Furniture, home furnishings, equipment stores -----	45.4	62.1	44.5	58.8
5712	Furniture stores -----	(D)	72.3	45.5	71.6
5713-15, 19	Other home furnishings stores -----	(D)	(D)	(D)	(D)
572, 573	Household appliance, radio, television, music stores -----	(D)	(D)	(D)	(D)
58	Eating, drinking places -----	28.4	44.5	22.0	34.4
5812	Eating places -----	28.7	47.6	22.7	36.1
5813	Drinking places (alcoholic beverages) -----	25.8	26.5	17.4	22.4
59 pt. (591)	Drug stores, proprietary stores -----	18.7	23.3	15.9	20.9
59 ex. 591	Other retail stores ⁴ -----	31.6	34.9	27.3	33.1
592	Liquor stores -----	6.2	5.2	5.5	4.7
594	Book, stationery stores -----	(D)	89.3	75.1	89.3
595	Sporting goods stores, bicycle shops -----	(D)	(D)	(D)	(D)
597	Jewelry stores -----	(D)	91.0	81.6	91.0
5992	Florists -----	(D)	5.5	(D)	5.2
5996	Camera, photographic supply stores -----	(D)	-	(D)	-
	SELECTED SERVICES				
7011	Hotels, motels -----	(D)	62.7	46.5	41.4
783	Motion picture theaters -----	(D)	(D)	(D)	47.8

Standard Notes: — Represents zero. (D) Withheld to avoid disclosure.

¹1958 group totals for SIC 53 and 56 may include data for "nonemployer" establishments which could not be classified and tabulated by detailed kinds of business.

²Excludes nonstore retailers (i.e., mail order, direct selling, merchandise vending machine operators) part of SIC 53.

³1958 data limited to "employer" establishments.

⁴Includes data for those kinds of business in SIC 59 (ex. 591) not covered in any of the lines below.

TABLE 6. Other Major Retail Centers in the SMSA: 1963

MRC No. 1. Includes the planned centers known as "Cross Roads Shopping Center", "Victory Drive Shopping Plaza", and "K Mart" and establishments on Skidaway Rd. from 41st St. to 50th St., and on Victory Drive from Shuptrine Ave. to Casey Canal.

SIC code	Kind of business	Total	SIC code	Kind of business	Number of establishments
54, 58, 591	Retail stores, total:				
	Number -----	47	55 ex. 554	Automotive Dealers -----	3
	Sales ----- \$1,000--	12 380	55 pt. (554)	Gasoline service stations -----	5
53 part, 56, 57	Convenience goods stores:				
	Number -----	13	56	Apparel, accessory stores -----	9
	Sales ----- \$1,000--	3 981	561, 567 562-3, 568	Men's, boys' apparel stores, custom tailors -----	2
52, 55, 59 ex. 591	Shopping goods stores:				
	Number -----	19	562	Women's clothing, specialty stores -----	5
	Sales ----- \$1,000--	7 082	565	Women's ready-to-wear stores -----	5
52, 55, 59 ex. 591	All other stores:				
	Number -----	15	566	Family clothing stores -----	-
	Sales ----- \$1,000--	1 317	564, 569	Shoe stores -----	1
		Number of establishments			
	Retail stores, total -----	47	57	Other apparel, accessory stores -----	1
52	Lumber, building materials, hardware, farm equipment dealers -----	3	5712	Furniture, home furnishings, equipment stores -----	4
	Hardware stores -----	1	5713-15, 19	Furniture stores -----	-
	Other -----	2	572, 573	Other home furnishings stores -----	1
5251 52 ex. 5251	General merchandise group stores -----	6	58	Household appliance, radio, television, music stores -----	3
	Department stores -----	2	5812	Eating, drinking places -----	4
	Limited price variety stores -----	3	5813	Eating places -----	4
53 part 531 533 539	Miscellaneous general merchandise stores -----	1	59 pt. (591)	Drinking places (alcoholic beverages) -----	-
	Food stores -----	7	59 ex. 591	Drug stores, proprietary stores -----	2
			592	Other retail stores -----	4
54			594	Liquor stores -----	1
			595	Book, stationery stores -----	-
			597	Sporting goods stores, bicycle shops -----	-
		5992	Jewelry stores -----	1	
		5996	Florists -----	1	
			5996	Camera, photographic supply stores -----	1

MRC No. 2. Includes establishments in the area bounded by: Park Ave., Abercorn, 31st, and Whitaker.

SIC code	Kind of business	Total	SIC code	Kind of business	Number of establishments
54, 58, 591	Retail stores, total:				
	Number -----	21	55 ex. 554	Automotive dealers -----	-
	Sales ----- \$1,000--	9 069	55 pt. (554)	Gasoline service stations -----	4
53 part, 56, 57	Convenience goods stores:				
	Number -----	6	56	Apparel, accessory stores -----	1
	Sales ----- \$1,000--	1 063	561, 567 562-3, 568	Men's, boys' apparel stores, custom tailors -----	-
52, 55, 59 ex. 591	Shopping goods stores:				
	Number -----	6	562	Women's clothing, specialty stores -----	1
	Sales ----- \$1,000--	(D)	565	Women's ready-to-wear stores -----	-
52, 55, 59 ex. 591	All other stores:				
	Number -----	9	566	Family clothing stores -----	-
	Sales ----- \$1,000--	(D)	564, 569	Shoe stores -----	-
		Number of establishments			
	Retail stores, total -----	21	57	Other apparel, accessory stores -----	-
52	Lumber, building materials, hardware, farm equipment dealers -----	1	5712	Furniture, home furnishings, equipment stores -----	4
	Hardware stores -----	-	5713-15, 19	Furniture stores -----	-
	Other -----	1	572, 573	Other home furnishings stores -----	1
5251 52 ex. 5251	General merchandise group stores -----	1	58	Household appliance, radio, television, music stores -----	3
	Department stores -----	1	5812	Eating, drinking places -----	-
	Limited price variety stores -----	-	5813	Eating places -----	-
53 part 531 533 539	Miscellaneous general merchandise stores -----	-	59 pt. (591)	Drinking places (alcoholic beverages) -----	-
	Food stores -----	5	59 ex. 591	Drug stores, proprietary stores -----	1
			592	Other retail stores -----	4
54			594	Liquor stores -----	1
			595	Book, stationery stores -----	1
			597	Sporting goods stores, bicycle shops -----	-
		5992	Jewelry stores -----	-	
		5996	Florists -----	2	
			5996	Camera, photographic supply stores -----	-

Standard Notes: - Represents zero. (D) Withheld to avoid disclosure.



Scranton, Pa., SMSA

CONTENTS

[Page numbers listed here omit the chapter prefix, 94-, which appears as part of number for each page]

	page
Standard Metropolitan Statistical Area Map	1
Chart on Retail Sales: 1963 and 1958	3
TABLE 1 The Central Business District: 1963 and 1958	4
2 The City: 1963 and 1958	5
3 The Standard Metropolitan Statistical Area: 1963 and 1958	6
4 CBD, City, SMSA—Sales Comparisons: 1958 and 1963	7
5 CBD Sales as Percent of City and SMSA Sales: 1963 and 1958	8
6 Other Major Retail Centers in the SMSA: 1963	—
APPENDIX A Explanation of Terms	9
B Standard Metropolitan Statistical Areas Covered in this Series	14

1880


The following is a list of the names of the persons who have been admitted to the membership of the Society since the last meeting of the Council.

Name	Address	Date of Admission
Mr. J. H. Smith	123 Main St., N.Y.C.	Jan. 15, 1880
Mr. W. B. Jones	456 Broadway, N.Y.C.	Feb. 1, 1880
Mr. C. D. Brown	789 Park Ave., N.Y.C.	Feb. 15, 1880
Mr. E. F. White	1010 5th Ave., N.Y.C.	Mar. 1, 1880
Mr. G. H. Black	1111 6th Ave., N.Y.C.	Mar. 15, 1880
Mr. I. J. Green	1212 7th Ave., N.Y.C.	Apr. 1, 1880
Mr. K. L. Gray	1313 8th Ave., N.Y.C.	Apr. 15, 1880
Mr. M. N. Hall	1414 9th Ave., N.Y.C.	May 1, 1880
Mr. O. P. King	1515 10th Ave., N.Y.C.	May 15, 1880
Mr. Q. R. Lee	1616 11th Ave., N.Y.C.	Jun. 1, 1880
Mr. S. T. Young	1717 12th Ave., N.Y.C.	Jun. 15, 1880
Mr. U. V. Adams	1818 13th Ave., N.Y.C.	Jul. 1, 1880
Mr. X. W. Baker	1919 14th Ave., N.Y.C.	Jul. 15, 1880
Mr. Y. Z. Clark	2020 15th Ave., N.Y.C.	Aug. 1, 1880
Mr. A. B. Evans	2121 16th Ave., N.Y.C.	Aug. 15, 1880
Mr. C. D. Fisher	2222 17th Ave., N.Y.C.	Sep. 1, 1880
Mr. E. F. Grant	2323 18th Ave., N.Y.C.	Sep. 15, 1880
Mr. G. H. Harris	2424 19th Ave., N.Y.C.	Oct. 1, 1880
Mr. I. J. King	2525 20th Ave., N.Y.C.	Oct. 15, 1880
Mr. K. L. Lee	2626 21st Ave., N.Y.C.	Nov. 1, 1880
Mr. M. N. Miller	2727 22nd Ave., N.Y.C.	Nov. 15, 1880
Mr. O. P. Nelson	2828 23rd Ave., N.Y.C.	Dec. 1, 1880
Mr. Q. R. Owen	2929 24th Ave., N.Y.C.	Dec. 15, 1880
Mr. S. T. Parker	3030 25th Ave., N.Y.C.	Jan. 1, 1881
Mr. U. V. Quinn	3131 26th Ave., N.Y.C.	Jan. 15, 1881
Mr. X. W. Reed	3232 27th Ave., N.Y.C.	Feb. 1, 1881
Mr. Y. Z. Scott	3333 28th Ave., N.Y.C.	Feb. 15, 1881
Mr. A. B. Taylor	3434 29th Ave., N.Y.C.	Mar. 1, 1881
Mr. C. D. Walker	3535 30th Ave., N.Y.C.	Mar. 15, 1881
Mr. E. F. Young	3636 31st Ave., N.Y.C.	Apr. 1, 1881
Mr. G. H. Zeller	3737 32nd Ave., N.Y.C.	Apr. 15, 1881
Mr. I. J. Adams	3838 33rd Ave., N.Y.C.	May 1, 1881
Mr. K. L. Baker	3939 34th Ave., N.Y.C.	May 15, 1881
Mr. M. N. Clark	4040 35th Ave., N.Y.C.	Jun. 1, 1881
Mr. O. P. Evans	4141 36th Ave., N.Y.C.	Jun. 15, 1881
Mr. Q. R. Fisher	4242 37th Ave., N.Y.C.	Jul. 1, 1881
Mr. S. T. Grant	4343 38th Ave., N.Y.C.	Jul. 15, 1881
Mr. U. V. Harris	4444 39th Ave., N.Y.C.	Aug. 1, 1881
Mr. X. W. King	4545 40th Ave., N.Y.C.	Aug. 15, 1881
Mr. Y. Z. Lee	4646 41st Ave., N.Y.C.	Sep. 1, 1881
Mr. A. B. Miller	4747 42nd Ave., N.Y.C.	Sep. 15, 1881
Mr. C. D. Nelson	4848 43rd Ave., N.Y.C.	Oct. 1, 1881
Mr. E. F. Owen	4949 44th Ave., N.Y.C.	Oct. 15, 1881
Mr. G. H. Parker	5050 45th Ave., N.Y.C.	Nov. 1, 1881
Mr. I. J. Quinn	5151 46th Ave., N.Y.C.	Nov. 15, 1881
Mr. K. L. Reed	5252 47th Ave., N.Y.C.	Dec. 1, 1881
Mr. M. N. Scott	5353 48th Ave., N.Y.C.	Dec. 15, 1881
Mr. O. P. Taylor	5454 49th Ave., N.Y.C.	Jan. 1, 1882
Mr. Q. R. Walker	5555 50th Ave., N.Y.C.	Jan. 15, 1882
Mr. S. T. Young	5656 51st Ave., N.Y.C.	Feb. 1, 1882
Mr. U. V. Zeller	5757 52nd Ave., N.Y.C.	Feb. 15, 1882
Mr. X. W. Adams	5858 53rd Ave., N.Y.C.	Mar. 1, 1882
Mr. Y. Z. Baker	5959 54th Ave., N.Y.C.	Mar. 15, 1882
Mr. A. B. Clark	6060 55th Ave., N.Y.C.	Apr. 1, 1882
Mr. C. D. Evans	6161 56th Ave., N.Y.C.	Apr. 15, 1882
Mr. E. F. Fisher	6262 57th Ave., N.Y.C.	May 1, 1882
Mr. G. H. Grant	6363 58th Ave., N.Y.C.	May 15, 1882
Mr. I. J. Harris	6464 59th Ave., N.Y.C.	Jun. 1, 1882
Mr. K. L. King	6565 60th Ave., N.Y.C.	Jun. 15, 1882
Mr. M. N. Lee	6666 61st Ave., N.Y.C.	Jul. 1, 1882
Mr. O. P. Miller	6767 62nd Ave., N.Y.C.	Jul. 15, 1882
Mr. Q. R. Nelson	6868 63rd Ave., N.Y.C.	Aug. 1, 1882
Mr. S. T. Owen	6969 64th Ave., N.Y.C.	Aug. 15, 1882
Mr. U. V. Parker	7070 65th Ave., N.Y.C.	Sep. 1, 1882
Mr. X. W. Quinn	7171 66th Ave., N.Y.C.	Sep. 15, 1882
Mr. Y. Z. Reed	7272 67th Ave., N.Y.C.	Oct. 1, 1882
Mr. A. B. Scott	7373 68th Ave., N.Y.C.	Oct. 15, 1882
Mr. C. D. Taylor	7474 69th Ave., N.Y.C.	Nov. 1, 1882
Mr. E. F. Walker	7575 70th Ave., N.Y.C.	Nov. 15, 1882
Mr. G. H. Young	7676 71st Ave., N.Y.C.	Dec. 1, 1882
Mr. I. J. Zeller	7777 72nd Ave., N.Y.C.	Dec. 15, 1882
Mr. K. L. Adams	7878 73rd Ave., N.Y.C.	Jan. 1, 1883
Mr. M. N. Baker	7979 74th Ave., N.Y.C.	Jan. 15, 1883
Mr. O. P. Clark	8080 75th Ave., N.Y.C.	Feb. 1, 1883
Mr. Q. R. Evans	8181 76th Ave., N.Y.C.	Feb. 15, 1883
Mr. S. T. Fisher	8282 77th Ave., N.Y.C.	Mar. 1, 1883
Mr. U. V. Grant	8383 78th Ave., N.Y.C.	Mar. 15, 1883
Mr. X. W. Harris	8484 79th Ave., N.Y.C.	Apr. 1, 1883
Mr. Y. Z. King	8585 80th Ave., N.Y.C.	Apr. 15, 1883
Mr. A. B. Lee	8686 81st Ave., N.Y.C.	May 1, 1883
Mr. C. D. Miller	8787 82nd Ave., N.Y.C.	May 15, 1883
Mr. E. F. Nelson	8888 83rd Ave., N.Y.C.	Jun. 1, 1883
Mr. G. H. Owen	8989 84th Ave., N.Y.C.	Jun. 15, 1883
Mr. I. J. Parker	9090 85th Ave., N.Y.C.	Jul. 1, 1883
Mr. K. L. Quinn	9191 86th Ave., N.Y.C.	Jul. 15, 1883
Mr. M. N. Reed	9292 87th Ave., N.Y.C.	Aug. 1, 1883
Mr. O. P. Scott	9393 88th Ave., N.Y.C.	Aug. 15, 1883
Mr. Q. R. Taylor	9494 89th Ave., N.Y.C.	Sep. 1, 1883
Mr. S. T. Walker	9595 90th Ave., N.Y.C.	Sep. 15, 1883
Mr. U. V. Young	9696 91st Ave., N.Y.C.	Oct. 1, 1883
Mr. X. W. Zeller	9797 92nd Ave., N.Y.C.	Oct. 15, 1883
Mr. Y. Z. Adams	9898 93rd Ave., N.Y.C.	Nov. 1, 1883
Mr. A. B. Baker	9999 94th Ave., N.Y.C.	Nov. 15, 1883
Mr. C. D. Clark	10000 95th Ave., N.Y.C.	Dec. 1, 1883

SCRANTON, PA.

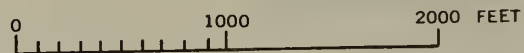
Standard Metropolitan Statistical Area, Central Business District, and Major Retail Centers

STANDARD METROPOLITAN
STATISTICAL AREA
& CENTRAL CITY



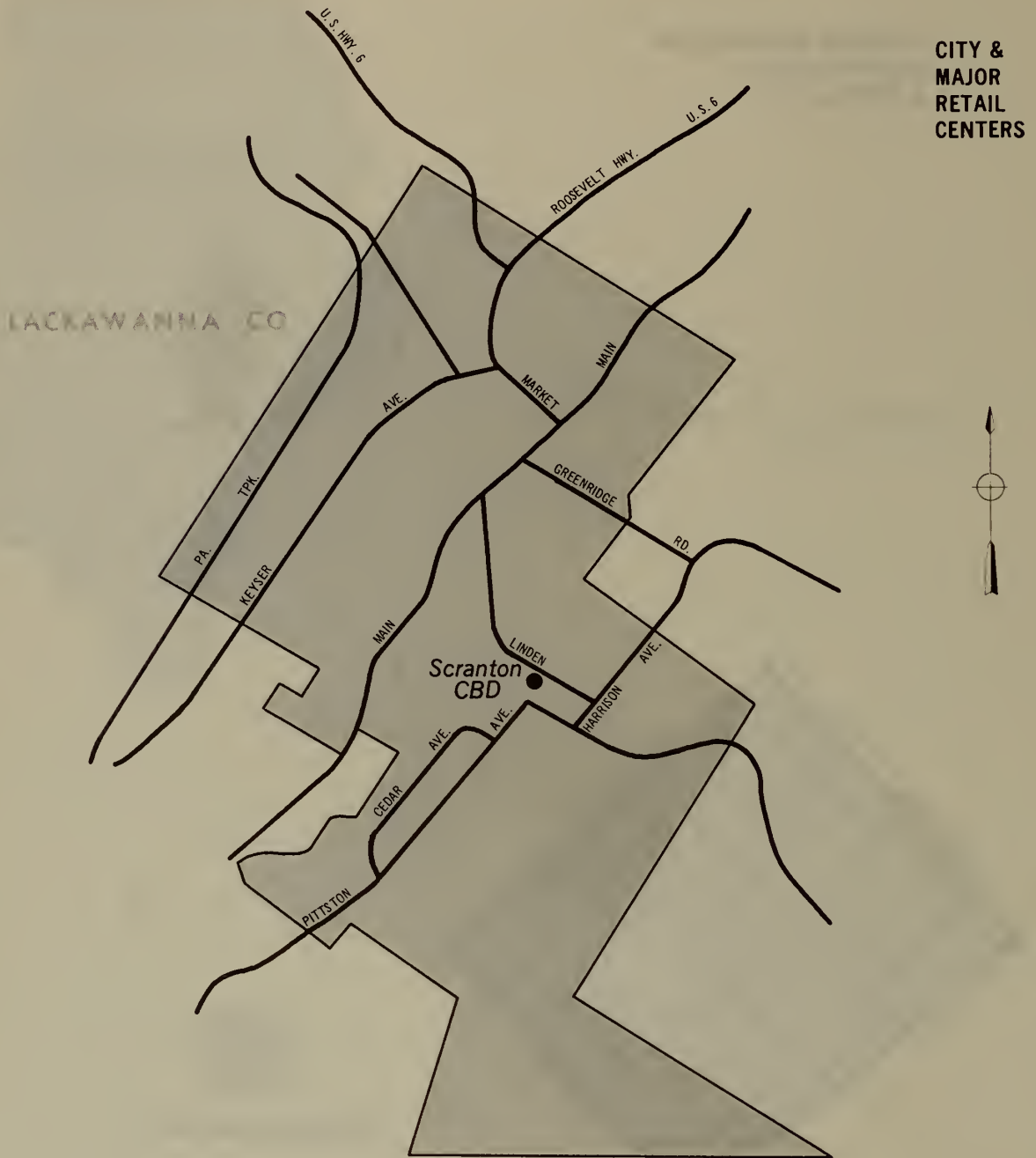
CENTRAL
BUSINESS
DISTRICT

Comprising Census Tract 1




SCRANTON, PA.

Standard Metropolitan Statistical Area, Central Business District, and Major Retail Centers




- Central Business District
- ① No Major Retail Areas in Area




Scranton SMSA


Retail Sales: 1958 and 1963 IN MILLIONS OF DOLLARS



Scranton



Percent Change in Sales, 1958-1963 by Types of Stores



1963 CENSUS OF BUSINESS, U.S. Department of Commerce, Bureau of the Census

TABLE 1. The Central Business District: 1963 and 1958

SIC code	Kind of business	1963				1958 ¹		
		Estab- lish- ments (number)	Sales (\$1,000)	Payroll, entire year (\$1,000)	Paid employees, workweek ended nearest Nov. 15 (number)	Estab- lish- ments (number)	Sales (\$1,000)	Payroll, entire year (\$1,000)
RETAIL STORES								
	Total ² †	271	59 997	9 533	3 073	340	64 609	10 789
52	Lumber, building materials, hardware, farm equip- ment dealers	8	1 130	283	61	7	1 482	306
5251	Hardware stores	2	(D)	(D)	(D)	2	(D)	(D)
52 ex. 5251	Other	6	(D)	(D)	(D)	5	(D)	(D)
53 part ²	General merchandise group stores ²	14	27 141	4 442	1 449	12	25 759	4 552
531	Department stores	3	23 384	3 900	1 219	3	22 336	3 963
533	Limited price variety stores	3	(D)	(D)	(D)	4	3 154	562
539	Miscellaneous general merchandise stores	8	(D)	(D)	(D)	5	269	27
54	Food stores [†]	12	2 559	355	125	20	3 459	433
55 ex. 554	Automotive dealers	2	(D)	(D)	(D)	6	3 337	350
55 pt. (554)	Gasoline service stations [†]	6	(D)	(D)	(D)	7	647	70
56	Apparel, accessory stores	78	11 349	1 743	525	90	12 143	1 905
561, 567	Men's, boys' apparel stores, custom tailors	13	1 832	312	71	17	1 822	291
562-3, 568	Women's clothing, specialty stores	39	4 065	581	225	52	5 174	747
562	Women's ready-to-wear stores ³	23	2 970	455	175	27	3 281	477
565	Family clothing stores ³	3	(D)	(D)	(D)	1	(D)	(D)
566	Shoe stores	19	2 431	373	109	16	2 151	340
564, 569	Other apparel, accessory stores	4	(D)	(D)	(D)	4	(D)	(D)
57	Furniture, home furnishings, equipment stores	30	6 627	920	250	39	7 385	1 437
5712	Furniture stores	13	4 505	688	185	14	5 236	1 114
5713-15, 19	Other home furnishings stores	7	665	136	36	10	608	98
572, 573	Household appliance, radio, television, music stores	10	1 457	96	29	15	1 541	225
58	Eating, drinking places	63	3 210	697	355	80	3 695	793
5812	Eating places	40	2 183	525	278	47	2 626	643
5813	Drinking places (alcoholic beverages)	23	1 027	172	77	33	1 069	150
59 pt. (591)	Drug stores, proprietary stores	6	945	185	59	9	1 329	233
59 ex. 591	Other retail stores ⁴	52	4 266	631	185	70	5 373	710
592	Liquor stores	1	(D)	(D)	(D)	3	(D)	(D)
594	Book, stationery stores	3	(D)	(D)	(D)	6	534	107
595	Sporting goods stores, bicycle shops	1	(D)	(D)	(D)	2	(D)	(D)
597	Jewelry stores	14	984	146	41	18	1 160	182
5992	Florists	3	97	17	7	4	114	19
5996	Camera, photographic supply stores	2	(D)	(D)	(D)	2	(D)	(D)
SELECTED SERVICES								
7011	Hotels, motels	6	(D)	(D)	(D)	8	(D)	(D)
783	Motion picture theaters	3	(D)	(D)	(D)	3	(D)	(D)

Standard Notes: - Represents zero. (D) Withheld to avoid disclosure. (NA) Not available. †1958 data revised.

¹1958 group totals for SIC 53 and 56 may include data for "nonemployer" establishments which could not be classified and tabulated by detailed kinds of business.

²Excludes nonstore retailers (i.e., mail order, direct selling, merchandise vending machine operators) part of SIC 53.

³1958 data limited to "employer" establishments.

⁴Includes data for those kinds of business in SIC 59 (ex. 591) not covered in any of the lines below.

TABLE 2. The City: 1963 and 1958

SIC code	Kind of business	1963				1958 ¹		
		Estab- lish- ments	Sales	Payroll, entire year	Paid employees, workweek ended nearest Nov. 15	Estab- lish- ments	Sales	Payroll, entire year
		(number)	(\$1,000)	(\$1,000)	(number)	(number)	(\$1,000)	(\$1,000)
	RETAIL STORES							
	Total ² -----	1 309	153 677	18 075	5 870	1 597	158 615	18 573
52	Lumber, building materials, hardware, farm equip- ment dealers -----	44	4 726	698	165	40	4 754	676
5251	Hardware stores -----	11	926	144	33	7	744	106
52 ex. 5251	Other -----	33	3 800	554	132	33	4 010	570
53 part [*]	General merchandise group stores ² -----	35	29 206	4 754	1 579	50	26 452	4 610
531	Department stores -----	3	23 885	3 951	1 244	3	22 336	3 963
533	Limited price variety stores -----	14	3 218	583	240	14	3 445	600
539	Miscellaneous general merchandise stores -----	18	2 103	220	95	25	569	47
54	Food stores -----	338	35 073	2 702	848	431	41 682	2 930
55 ex. 554	Automotive dealers -----	53	26 343	2 443	570	63	24 407	2 425
55 pt. (554)	Gasoline service stations -----	102	6 951	419	171	112	6 320	368
56	Apparel, accessory stores -----	107	13 632	2 009	649	120	13 805	2 042
561, 567	Men's, boys' apparel stores, custom tailors -----	19	2 093	337	78	23	2 121	331
562-3, 568	Women's clothing, specialty stores -----	52	4 814	675	265	60	5 192	737
562	Women's ready-to-wear stores ³ -----	30	3 610	537	211	33	3 743	545
565	Family clothing stores ³ -----	6	(D)	(D)	(D)	3	(D)	(D)
566	Shoe stores -----	23	2 709	407	124	22	2 396	372
564, 569	Other apparel, accessory stores -----	7	(D)	(D)	(D)	8	(D)	(D)
57	Furniture, home furnishings, equipment stores -----	57	8 518	1 201	318	94	9 761	1 695
5712	Furniture stores -----	23	5 448	864	228	24	6 388	1 275
5713-15, 19	Other home furnishings stores -----	10	795	143	39	20	847	119
572, 573	Household appliance, radio, television, music stores -----	24	2 275	194	51	50	2 526	301
58	Eating, drinking places -----	344	11 082	1 766	921	397	11 458	1 721
5812	Eating places -----	182	6 425	1 188	663	214	6 866	1 218
5813	Drinking places (alcoholic beverages) -----	162	4 657	578	258	183	4 592	503
59 pt. (591)	Drug stores, proprietary stores -----	50	3 775	530	209	55	3 550	441
59 ex. 591	Other retail stores ⁴ -----	179	14 371	1 553	440	235	16 426	1 665
592	Liquor stores -----	23	3 658	221	48	29	3 211	184
594	Book, stationery stores -----	7	372	51	17	11	646	113
595	Sporting goods stores, bicycle shops -----	3	(D)	(D)	(D)	5	(D)	(D)
597	Jewelry stores -----	15	1 121	177	51	21	1 278	189
5992	Florists -----	21	625	75	31	28	958	137
5996	Camera, photographic supply stores -----	2	(D)	(D)	(D)	5	(D)	(D)
	SELECTED SERVICES							
7011	Hotels, motels -----	10	1 227	(D)	(D)	21	(D)	(D)
783	Motion picture theaters -----	6	(D)	(D)	(D)	6	(D)	(D)

Standard Notes: - Represents zero. (D) Withheld to avoid disclosure. (NA) Not available.

¹1958 group totals for SIC 53 and 56 may include data for "nonemployer" establishments which could not be classified and tabulated by detailed kinds of business.

²Excludes nonstore retailers (i.e., mail order, direct selling, merchandise vending machine operators) part of SIC 53.

³1958 data limited to "employer" establishments.

⁴Includes data for those kinds of business in SIC 59 (ex. 591) not covered in any of the lines below.

TABLE 3. The Standard Metropolitan Statistical Area: 1963 and 1958

SIC code	Kind of business	1963				1958 ¹		
		Estab- lish- ments	Sales	Payroll, entire year	Paid employees, workweek ended nearest Nov. 15	Estab- lish- ments	Sales	Payroll, entire year
		(number)	(\$1,000)	(\$1,000)	(number)	(number)	(\$1,000)	(\$1,000)
	RETAIL STORES							
	Total ² -----	2 795	266 667	27 321	9 174	3 208	251 169	25 545
52	Lumber, building materials, hardware, farm equip- ment dealers -----	97	10 054	1 389	376	105	8 693	1 208
5251	Hardware stores -----	25	1 498	212	58	32	1 443	207
52 ex. 5251	Other -----	72	8 556	1 177	318	73	7 250	1 001
53 part ³	General merchandise group stores ² -----	65	40 542	6 107	2 135	111	31 777	5 028
531	Department stores -----	3	23 885	3 951	1 244	3	22 336	3 963
533	Limited price variety stores -----	28	4 862	815	345	29	4 687	722
539	Miscellaneous general merchandise stores -----	34	11 795	1 341	546	57	4 318	343
54	Food stores -----	682	72 341	5 119	1 622	854	77 133	4 886
55 ex. 554	Automotive dealers -----	117	43 999	3 595	861	130	36 853	3 419
55 pt. (554)	Gasoline service stations -----	264	15 142	811	345	265	13 215	667
56	Apparel, accessory stores -----	204	20 925	2 683	896	202	18 381	2 453
561, 567	Men's, boys' apparel stores, custom tailors -----	36	3 282	469	120	42	3 385	428
562-3, 568	Women's clothing, specialty stores -----	84	8 259	957	360	88	7 083	939
562	Women's ready-to-wear stores ³ -----	55	6 743	786	297	45	4 780	657
565	Family clothing stores ³ -----	33	4 733	656	201	10	3 796	583
566	Shoe stores -----	37	3 343	476	154	33	2 941	(D)
564, 569	Other apparel, accessory stores -----	14	1 308	125	61	23	948	(D)
57	Furniture, home furnishings, equipment stores -----	108	11 287	1 539	410	156	12 710	2 048
5712	Furniture stores -----	42	6 963	1 055	280	40	7 803	1 433
5713-15, 19	Other home furnishings stores -----	22	1 137	183	49	26	981	137
572, 573	Household appliance, radio, television, music stores -----	44	3 187	301	81	90	3 926	478
58	Eating, drinking places -----	770	19 434	2 776	1 475	860	19 925	2 543
5812	Eating places -----	407	11 604	1 979	1 118	479	12 077	1 825
5813	Drinking places (alcoholic beverages) -----	363	7 830	797	357	381	7 848	718
59 pt. (591)	Drug stores, proprietary stores -----	100	7 243	863	351	98	6 968	949
59 ex. 591	Other retail stores ⁴ -----	388	25 700	2 439	703	427	25 514	2 344
592	Liquor stores -----	66	7 038	441	91	76	6 198	361
594	Book, stationery stores -----	10	442	66	26	16	804	121
595	Sporting goods stores, bicycle shops -----	10	354	21	5	7	1 176	118
597	Jewelry stores -----	21	1 342	213	62	30	1 509	213
5992	Florists -----	43	1 157	132	51	57	1 521	204
5996	Camera, photographic supply stores -----	2	(D)	(D)	(D)	5	(D)	(D)
	SELECTED SERVICES							
7011	Hotels, motels -----	64	2 892	959	398	51	(D)	(D)
783	Motion picture theaters -----	17	(D)	(D)	(D)	19	(D)	(D)

Standard Notes: - Represents zero. (D) Withheld to avoid disclosure. (NA) Not available.

¹1958 group totals for SIC 53 and 56 may include data for "nonemployer" establishments which could not be classified and tabulated by detailed kinds of business.²Excludes nonstore retailers (i.e., mail order, direct selling, merchandise vending machine operators) part of SIC 53.³1958 data limited to "employer" establishments.⁴Includes data for those kinds of business in SIC 59 (ex. 591) not covered in any of the lines below.

TABLE 4. CBD, City, SMSA—Sales Comparisons: 1958 and 1963

SIC code	Kind of business	Percent change in sales			Percent distribution of sales					
		Central business district	City	Standard metropolitan statistical area	Central business district		City		Standard metropolitan statistical area	
					1963	1958	1963	1958	1963	1958
	RETAIL STORES									
	Total ² -----	-7.1	-3.0	6.2	100.0	100.0	100.0	100.0	100.0	100.0
52	Lumber, building materials, hardware, farm equipment dealers -----	-23.8	-0.6	15.7	1.9	2.3	3.1	3.0	3.8	3.5
5251	Hardware stores -----	(D)	24.5	3.8	(D)	(D)	0.6	0.5	0.6	0.6
52 ex. 5251	Other -----	(D)	-5.2	18.0	(D)	(D)	2.5	2.5	3.2	2.9
53 part ²	General merchandise group stores ^{1,2} -----	5.4	10.4	27.6	45.2	39.9	19.3	16.7	15.2	12.6
531	Department stores -----	4.7	6.9	6.9	39.0	34.6	15.8	14.1	9.0	8.9
533	Limited price variety stores -----	(D)	-6.6	3.7	(D)	4.9	2.1	2.2	1.8	1.9
539	Miscellaneous general merchandise stores -----	(D)	269.6	173.2	(D)	0.4	1.4	0.4	4.4	1.7
54	Food stores -----	-26.0	-15.9	-6.2	4.3	5.4	23.2	26.3	27.1	30.7
55 ex. 554	Automotive dealers -----	(D)	7.9	19.4	(D)	5.2	17.4	15.4	16.5	14.7
55 pt. (554)	Gasoline service stations -----	(D)	10.0	14.6	(D)	1.0	4.6	4.0	5.7	5.3
56	Apparel, accessory stores ¹ -----	-6.5	-1.3	13.8	18.9	18.8	9.0	8.7	7.8	7.3
561, 567	Men's, boys' apparel stores, custom tailors -----	0.5	-1.3	-3.1	3.1	2.8	1.4	1.3	1.2	1.3
562-3, 568	Women's clothing, specialty stores -----	-21.4	-7.3	16.6	6.8	8.0	3.2	3.3	3.1	2.8
562	Women's ready-to-wear stores ³ -----	-9.5	-3.6	41.1	5.0	5.1	2.4	2.4	2.5	1.9
565	Family clothing stores ³ -----	(D)	(D)	24.7	(D)	(D)	(D)	(D)	1.8	1.5
566	Shoe stores -----	13.0	13.1	13.7	4.1	3.3	1.8	1.5	1.3	1.2
564, 569	Other apparel, accessory stores -----	(D)	(D)	38.0	(D)	(D)	(D)	(D)	0.5	0.4
57	Furniture, home furnishings, equipment stores -----	-10.3	-12.7	-11.2	11.0	11.4	5.6	6.2	4.2	5.1
5712	Furniture stores -----	-14.0	-14.7	-10.8	7.5	8.1	3.6	4.1	2.6	3.1
5713-15, 19	Other home furnishings stores -----	9.4	-6.1	15.9	1.1	0.9	0.5	0.5	0.4	0.4
572, 573	Household appliance, radio, television, music stores -----	-5.5	-9.9	-18.8	2.4	2.4	1.5	1.6	1.2	1.6
58	Eating, drinking places -----	-13.1	-3.3	-2.5	5.4	5.7	7.3	7.2	7.3	7.9
5812	Eating places -----	-16.9	-6.4	-3.9	3.6	4.1	4.2	4.3	4.4	4.8
5813	Drinking places (alcoholic beverages) -----	-3.9	1.4	-0.2	1.7	1.7	3.1	2.9	2.9	3.1
59 pt. (591)	Drug stores, proprietary stores -----	-28.9	6.3	3.9	1.6	2.1	2.5	2.2	2.7	2.8
59 ex. 591	Other retail stores ⁴ -----	-20.6	-12.5	0.7	7.1	8.3	9.5	10.3	9.6	10.1
592	Liquor stores -----	(D)	13.9	13.6	(D)	(D)	2.4	2.0	2.6	2.5
594	Book, stationery stores -----	(D)	-42.4	-45.0	(D)	0.8	0.2	0.4	0.2	0.3
595	Sporting goods stores, bicycle shops -----	(D)	(D)	-69.9	(D)	(D)	(D)	(D)	0.1	0.5
597	Jewelry stores -----	-15.2	-12.3	-11.1	1.6	1.8	0.7	0.8	0.6	0.6
5992	Florists -----	-14.9	-34.8	-23.9	0.2	0.2	0.4	0.6	0.6	0.6
5996	Camera, photographic supply stores -----	(D)	(D)	(D)	(D)	(D)	(D)	(D)	(D)	(D)
	SELECTED SERVICES									
7011	Hotels, motels -----	(D)	(D)	(D)	(X)	(X)	(X)	(X)	(X)	(X)
783	Motion picture theaters -----	(D)	(D)	(D)	(X)	(X)	(X)	(X)	(X)	(X)

Standard Notes: - Represents zero. (D) Withheld to avoid disclosure. (NA) Not available. (X) Not applicable. (-) Minus before number denotes decrease.
¹1958 group totals for SIC 53 and 56 may include data for "nonemployer" establishments which could not be classified and tabulated by detailed kinds of business.
²Excludes nonstore retailers (i.e., mail order, direct selling, merchandise vending machine operators) part of SIC 53.
³1958 data limited to "employer" establishments.
⁴Includes data for those kinds of business in SIC 59 (ex. 591) not covered in any of the lines below.

TABLE 5. CBD Sales as Percent of City and SMSA Sales: 1963 and 1958

SIC code	Kind of business	Central business district sales as—			
		Percent of city sales		Percent of standard metropolitan statistical area sales	
		1963	1958	1963	1958
	RETAIL STORES				
	Total ² -----	39.0	40.7	22.5	25.7
52	Lumber, building materials, hardware, farm equipment dealers -----	23.9	31.2	11.2	17.0
5251	Hardware stores -----	(D)	(D)	(D)	(D)
52 ex. 5251	Other -----	(D)	(D)	(D)	(D)
53 part ¹	General merchandise group stores ^{1,2} -----	92.9	97.4	66.9	81.1
531	Department stores -----	97.9	100.0	97.9	100.0
533	Limited price variety stores -----	(D)	91.6	(D)	67.3
539	Miscellaneous general merchandise stores -----	(D)	47.3	(D)	6.2
54	Food stores -----	7.3	8.3	3.5	4.5
55 ex. 554	Automotive dealers -----	(D)	13.7	(D)	9.1
55 pt. (554)	Gasoline service stations -----	(D)	10.2	(D)	4.9
56	Apparel, accessory stores ¹ -----	83.3	88.0	54.2	66.1
561, 567	Men's, boys' apparel stores, custom tailors -----	87.5	85.9	55.8	53.8
562-3, 568	Women's clothing, specialty stores -----	84.4	99.7	49.2	73.0
562	Women's ready-to-wear stores ³ -----	82.3	87.7	44.0	68.6
565	Family clothing stores ³ -----	(D)	(D)	(D)	(D)
566	Shoe stores -----	89.7	89.9	72.7	73.1
564, 569	Other apparel, accessory stores -----	(D)	(D)	(D)	(D)
57	Furniture, home furnishings, equipment stores -----	77.8	75.7	58.7	58.1
5712	Furniture stores -----	82.7	82.0	64.7	67.1
5713-15, 19	Other home furnishings stores -----	83.6	71.8	58.5	62.0
572, 573	Household appliance, radio, television, music stores -----	64.0	61.0	45.7	39.2
58	Eating, drinking places -----	29.0	32.2	16.5	18.5
5812	Eating places -----	34.0	38.2	18.8	21.7
5813	Drinking places (alcoholic beverages) -----	22.1	23.3	13.1	13.6
59 pt. (591)	Drug stores, proprietary stores -----	25.0	37.4	13.0	19.1
59 ex. 591	Other retail stores ⁴ -----	29.7	32.7	16.6	21.1
592	Liquor stores -----	(D)	(D)	(D)	(D)
594	Book, stationery stores -----	(D)	82.7	(D)	66.4
595	Sporting goods stores, bicycle shops -----	(D)	(D)	(D)	(D)
597	Jewelry stores -----	87.8	90.8	73.3	76.9
5992	Florists -----	15.5	11.9	8.4	7.5
5996	Camera, photographic supply stores -----	(D)	(D)	(D)	(D)
	SELECTED SERVICES				
7011	Hotels, motels -----	(D)	(D)	(D)	(D)
783	Motion picture theaters -----	(D)	(D)	(D)	(D)

Standard Notes: — Represents zero. (D) Withheld to avoid disclosure. (NA) Not available.

¹1958 group totals for SIC 53 and 56 may include data for "nonemployer" establishments which could not be classified and tabulated by detailed kinds of business.

²Excludes nonstore retailers (i.e., mail order, direct selling, merchandise vending machine operators) part of SIC 53.

³1958 data limited to "employer" establishments.

⁴Includes data for those kinds of business in SIC 59 (ex. 591) not covered in any of the lines below.

TABLE 6. Other Major Retail Centers in the SMSA: 1963

(Not applicable)

Seattle-Everett, Wash., SMSA

CONTENTS

[Page numbers listed here omit the chapter prefix, 95-, which appears as part of number for each page]

	page
Standard Metropolitan Statistical Area Map	1
Chart on Retail Sales: 1963 and 1958	3
TABLE 1 The Central Business District: 1963 and 1958	4
2 The City: 1963 and 1958	5
3 The Standard Metropolitan Statistical Area: 1963 and 1958	6
4 CBD, City, SMSA—Sales Comparisons: 1958 and 1963	7
5 CBD Sales as Percent of City and SMSA Sales: 1963 and 1958	8
6 Other Major Retail Centers in the SMSA: 1963	9

THE UNIVERSITY OF CHICAGO

PHILOSOPHY DEPARTMENT

PHI 301: THE PHILOSOPHY OF LANGUAGE

LECTURE 1: THE SEMANTIC THEORY OF REFERENCE

PROFESSOR JOHN MACKEY

1. INTRODUCTION

2. THE SEMANTIC THEORY OF REFERENCE

3. THE PROBLEM OF REFERENCE

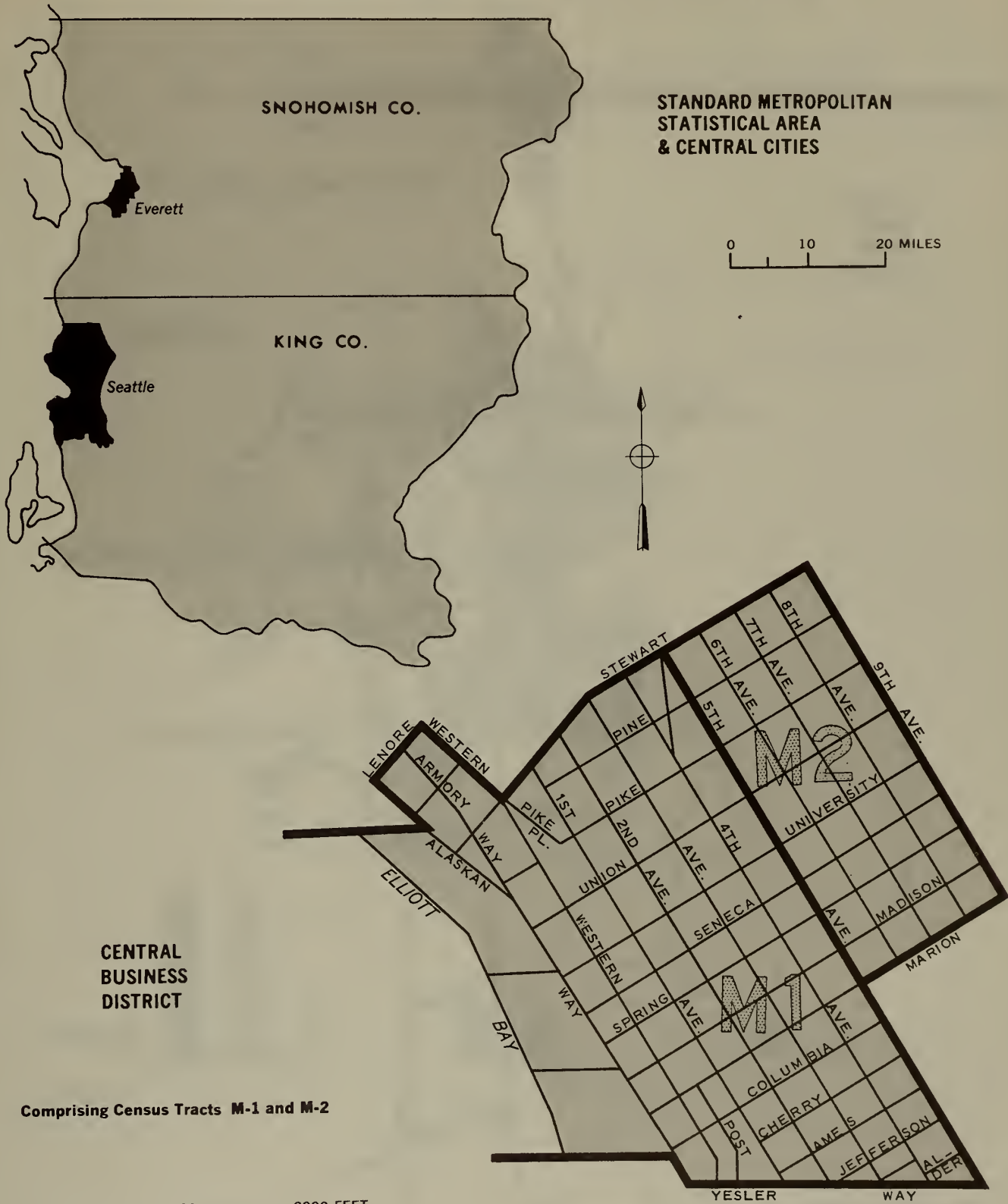
4. THE CAUSE OF THE PROBLEM

5. THE SOLUTION

6. CONCLUSION

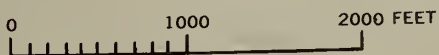
SEATTLE-EVERETT, WASH.

Standard Metropolitan Statistical Area, Central Business District, and Major Retail Centers



CENTRAL BUSINESS DISTRICT

Comprising Census Tracts M-1 and M-2



SEATTLE-EVERETT, WASH.


Standard Metropolitan Statistical Area, Central Business District, and Major Retail Centers

CITIES &
MAJOR
RETAIL
CENTERS




Seattle-Everett SMSA

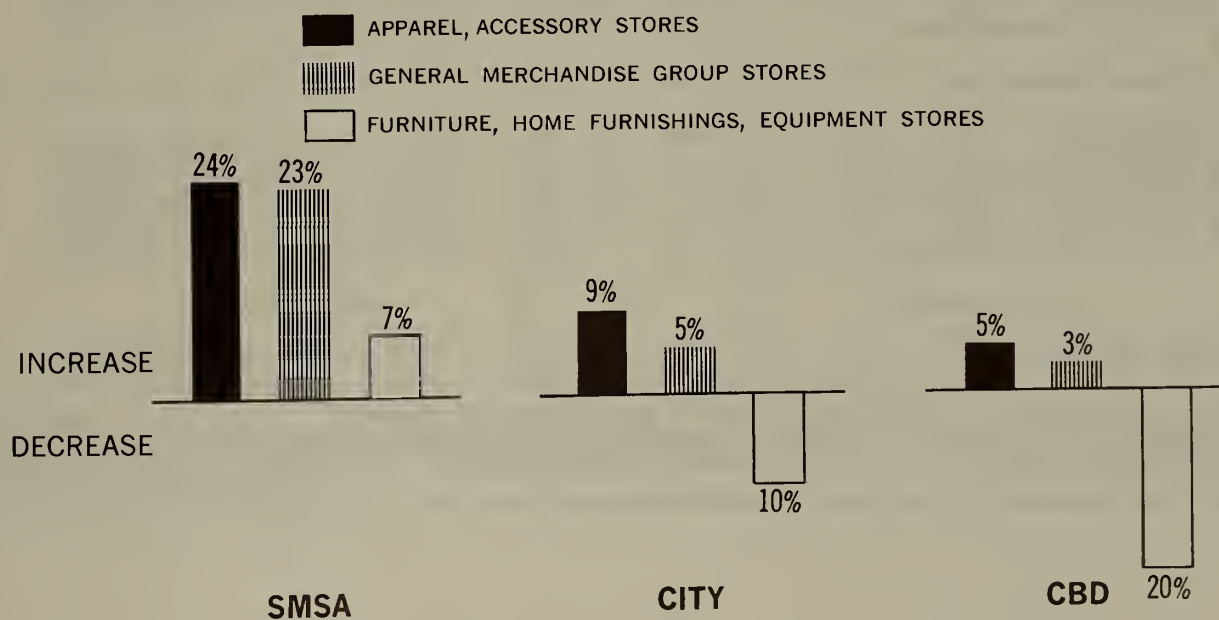
Retail Sales: 1958 and 1963 IN MILLIONS OF DOLLARS



Seattle



Percent Change in Sales, 1958-1963 by Types of Stores



1963 CENSUS OF BUSINESS, U.S. Department of Commerce, Bureau of the Census

TABLE 1. The Central Business District: 1963 and 1958

SIC code	Kind of business	1963				1958 ¹		
		Estab- lish- ments (number)	Sales (\$1,000)	Payroll, entire year (\$1,000)	Paid employees, workweek ended nearest Nov. 15 (number)	Estab- lish- ments (number)	Sales (\$1,000)	Payroll, entire year (\$1,000)
	RETAIL STORES							
	Total ^{2,1} -----	746	225 332	41 643	10 759	867	227 164	41 236
52	Lumber, building materials, hardware, farm equip- ment dealers-----	6	3 821	418	110	13	2 783	342
5251	Hardware stores-----	4	(D)	(D)	(D)	6	2 316	265
52 ex. 5251	Other-----	2	(D)	(D)	(D)	7	467	77
53 part ²	General merchandise group stores ² -----	22	106 743	19 909	5 386	24	103 959	19 209
531	Department stores-----	5	100 864	18 629	4 986	5	96 742	17 761
533	Limited price variety stores-----	5	5 150	1 213	367	5	6 189	1 331
539	Miscellaneous general merchandise stores-----	12	729	67	33	14	1 028	117
54	Food stores-----	82	8 041	843	213	90	7 614	765
55 ex. 554	Automotive dealers ¹ -----	6	(D)	(D)	(D)	8	4 704	60
55 pt. (554)	Gasoline service stations-----	13	(D)	(D)	(D)	21	1 897	201
56	Apparel, accessory stores-----	123	34 667	6 207	1 446	148	32 923	6 217
561, 567	Men's, boys' apparel stores, custom tailors-----	45	7 617	1 388	278	57	6 969	1 164
562-3, 568	Women's clothing, specialty stores-----	50	17 243	3 407	833	49	16 271	3 286
562	Women's ready-to-wear stores ³ -----	31	16 219	3 220	766	28	15 284	3 105
565	Family clothing stores ³ -----	4	(D)	(D)	(D)	5	(D)	(D)
566	Shoe stores-----	23	8 154	1 095	255	33	7 657	1 341
564, 569	Other apparel, accessory stores-----	1	(D)	(D)	(D)	2	(D)	(D)
57	Furniture, home furnishings, equipment stores-----	47	11 759	2 207	356	52	14 714	2 570
5712	Furniture stores-----	15	5 783	1 198	165	14	7 180	1 333
5713-15, 19	Other home furnishings stores-----	7	1 097	227	38	14	1 437	234
572, 573	Household appliance, radio, television, music stores-----	25	4 879	782	153	24	6 097	1 003
58	Eating, drinking places-----	221	19 971	6 038	2 024	262	24 245	6 780
5812	Eating places-----	144	16 015	5 120	1 737	171	20 335	6 257
5813	Drinking places (alcoholic beverages)-----	77	3 956	918	287	91	3 910	523
59 pt. (591)	Drug stores, proprietary stores-----	23	6 582	1 214	240	30	8 130	1 425
59 ex. 591	Other retail stores ⁴ -----	203	23 744	3 724	815	219	26 195	3 667
592	Liquor stores-----	9	(D)	(D)	(D)	7	4 142	158
594	Book, stationery stores-----	9	1 012	190	57	9	1 071	268
595	Sporting goods stores, bicycle shops-----	4	2 542	482	109	8	2 659	411
597	Jewelry stores-----	48	6 355	1 151	210	58	8 929	1 413
5992	Florists-----	14	614	123	37	19	762	139
5996	Camera, photographic supply stores-----	5	2 287	401	63	5	1 549	153
	SELECTED SERVICES							
7011	Hotels, motels-----	91	15 668	5 902	1 706	92	12 311	4 478
783	Motion picture theaters-----	12	2 807	784	270	11	2 408	582

Standard Notes: - Represents zero. (D) Withheld to avoid disclosure. (NA) Not available. ¹1958 data revised.

²1958 group totals for SIC 53 and 56 may include data for "nonemployer" establishments which could not be classified and tabulated by detailed kinds of business.

³Excludes nonstore retailers (i.e., mail order, direct selling, merchandise vending machine operators) part of SIC 53.

⁴1958 data limited to "employer" establishments.

⁵Includes data for those kinds of business in SIC 59 (ex. 591) not covered in any of the lines below.

TABLE 2. The City: 1963 and 1958

SIC code	Kind of business	1963				1958 ¹		
		Estab- lish- ments	Sales	Payroll, entire year	Paid employees, workweek ended nearest Nov. 15	Estab- lish- ments	Sales	Payroll, entire year
		(number)	(\$1,000)	(\$1,000)	(number)	(number)	(\$1,000)	(\$1,000)
	RETAIL STORES							
	Total ² -----	4 997	971 932	137 052	35 050	5 650	898 750	113 350
52	Lumber, building materials, hardware, farm equip- ment dealers -----	180	38 822	5 874	1 049	273	36 634	4 989
5251	Hardware stores -----	72	10 229	1 154	286	104	10 271	1 128
52 ex. 5251	Other -----	108	28 593	4 720	763	169	26 363	3 861
53 part ²	General merchandise group stores ² -----	125	182 019	29 342	8 382	147	172 729	27 194
531	Department stores -----	13	157 734	25 462	7 158	11	(D)	(D)
533	Limited price variety stores -----	54	11 616	2 392	805	62	12 900	2 368
539	Miscellaneous general merchandise stores -----	58	12 669	1 488	419	54	(D)	(D)
54	Food stores -----	835	204 284	16 849	4 340	1 063	204 402	14 968
55 ex. 554	Automotive dealers -----	298	160 407	17 665	2 686	330	115 793	11 174
55 pt. (554)	Gasoline service stations -----	607	54 778	5 613	1 654	645	48 749	4 508
56	Apparel, accessory stores -----	315	56 346	9 280	2 352	360	51 818	8 526
561, 567	Men's, boys' apparel stores, custom tailors -----	84	12 092	2 019	425	95	11 598	1 793
562-3, 568	Women's clothing, specialty stores -----	132	24 303	4 367	1 213	134	22 150	3 891
562	Women's ready-to-wear stores ³ -----	100	22 597	4 123	1 117	81	20 061	3 576
565	Family clothing stores ³ -----	30	5 943	863	255	19	4 699	731
566	Shoe stores -----	56	13 283	1 920	428	78	12 336	2 041
564, 569	Other apparel, accessory stores -----	13	725	111	31	20	745	70
57	Furniture, home furnishings, equipment stores -----	355	43 848	7 521	1 413	400	48 654	7 033
5712	Furniture stores -----	119	18 106	3 541	583	117	20 379	3 126
5713-15, 19	Other home furnishings stores -----	75	6 174	1 114	207	97	6 718	1 062
572, 573	Household appliance, radio, television, music stores -----	161	19 568	2 866	623	186	21 557	2 845
58	Eating, drinking places -----	1 325	94 574	26 393	9 182	1 378	83 143	19 608
5812	Eating places -----	904	74 971	22 534	7 958	922	65 136	17 365
5813	Drinking places (alcoholic beverages) -----	421	19 603	3 859	1 224	456	18 007	2 243
59 pt. (591)	Drug stores, proprietary stores -----	187	36 788	5 225	1 118	215	31 139	4 560
59 ex. 591	Other retail stores ⁴ -----	770	100 066	13 290	2 874	839	105 689	10 790
592	Liquor stores -----	54	(D)	(D)	(D)	35	29 870	937
594	Book, stationery stores -----	27	6 107	864	269	35	4 243	739
595	Sporting goods stores, bicycle shops -----	53	6 931	1 052	212	62	5 191	666
597	Jewelry stores -----	80	7 858	1 374	267	116	10 764	1 689
5992	Florists -----	55	3 062	553	164	94	3 969	561
5996	Camera, photographic supply stores -----	11	2 796	456	74	17	1 611	438
	SELECTED SERVICES							
7011	Hotels, motels -----	276	26 596	9 080	2 830	358	25 471	8 308
783	Motion picture theaters -----	30	(D)	(D)	(D)	43	5 188	1 209

Standard Notes: - Represents zero. (D) Withheld to avoid disclosure. (NA) Not available.
¹1958 group totals for SIC 53 and 56 may include data for "nonemployer" establishments which could not be classified and tabulated by detailed kinds of business.
²Excludes nonstore retailers (i.e., mail order, direct selling, merchandise vending machine operators) part of SIC 53.
³1958 data limited to "employer" establishments.
⁴Includes data for those kinds of business in SIC 59 (ex. 591) not covered in any of the lines below.

TABLE 3. The Standard Metropolitan Statistical Area: 1963 and 1958

SIC code	Kind of business	1963				1958 ¹		
		Estab- lish- ments	Sales	Payroll, entire year	Paid employees, workweek ended nearest Nov. 15	Estab- lish- ments	Sales	Payroll, entire year
		(number)	(\$1,000)	(\$1,000)	(number)	(number)	(\$1,000)	(\$1,000)
	RETAIL STORES							
	Total ² -----	9 196	1 697 963	218 709	56 804	9 543	1 377 762	160 051
52	Lumber, building materials, hardware, farm equip- ment dealers -----	467	89 041	12 446	2 304	568	71 607	8 883
5251	Hardware stores -----	170	22 623	2 617	630	202	18 645	2 013
52 ex. 5251	Other -----	297	66 418	9 829	1 674	366	52 962	6 870
53 part ³	General merchandise group stores ² -----	245	252 894	37 995	11 034	310	205 597	31 024
531	Department stores -----	25	210 929	31 794	8 975	17	165 540	25 907
533	Limited price variety stores -----	113	20 567	3 781	1 344	124	19 313	3 248
539	Miscellaneous general merchandise stores -----	107	21 398	2 420	715	111	19 042	1 869
54	Food stores -----	1 468	416 668	35 232	9 137	1 747	363 782	26 162
55 ex. 554	Automotive dealers -----	597	289 533	30 671	4 880	557	188 768	18 268
55 pt. (554)	Gasoline service stations -----	1 302	117 088	11 108	3 475	1 272	92 695	7 917
56	Apparel, accessory stores -----	561	81 191	12 553	3 253	537	65 605	10 163
561, 567	Men's, boys' apparel stores, custom tailors -----	115	15 273	2 548	539	123	13 775	2 058
562-3, 568	Women's clothing, specialty stores -----	229	31 012	5 240	1 526	195	26 574	4 426
562	Women's ready-to-wear stores ³ -----	169	27 385	4 754	1 338	127	23 946	4 073
565	Family clothing stores ³ -----	81	14 188	1 748	501	44	7 687	1 101
566	Shoe stores -----	110	19 302	2 844	626	125	15 786	2 444
564, 569	Other apparel, accessory stores -----	26	1 416	173	61	30	1 351	(D)
57	Furniture, home furnishings, equipment stores -----	686	74 476	11 833	2 295	692	69 580	9 603
5712	Furniture stores -----	259	30 940	5 191	907	220	30 065	4 385
5713-15, 19	Other home furnishings stores -----	139	12 333	2 193	422	246	20 003	2 879
572, 573	Household appliance, radio, television, music stores -----	288	31 203	4 449	966	226	19 512	2 339
58	Eating, drinking places -----	2 130	141 667	37 591	13 807	2 128	115 630	26 252
5812	Eating places -----	1 459	108 856	31 402	11 778	1 423	88 730	22 993
5813	Drinking places (alcoholic beverages) -----	671	32 811	6 189	2 029	705	26 900	3 259
59 pt. (591)	Drug stores, proprietary stores -----	349	69 413	9 776	2 206	357	49 321	6 967
59 ex. 591	Other retail stores ⁴ -----	1 391	165 992	19 504	4 413	1 375	155 177	14 812
592	Liquor stores -----	106	(D)	(D)	(D)	80	40 463	1 349
594	Book, stationery stores -----	47	7 439	1 042	320	50	4 733	788
595	Sporting goods stores, bicycle shops -----	110	10 277	1 459	320	118	7 397	817
597	Jewelry stores -----	141	10 571	1 699	360	184	13 593	2 061
5992	Florists -----	101	4 465	737	233	140	4 492	556
5996	Camera, photographic supply stores -----	18	3 612	550	98	23	4 048	487
	SELECTED SERVICES							
7011	Hotels, motels -----	422	30 089	9 775	3 093	552	28 073	8 700
783	Motion picture theaters -----	58	8 129	1 924	805	75	7 455	1 656

Standard Notes: - Represents zero. (D) Withheld to avoid disclosure. (NA) Not available.

¹1958 group totals for SIC 53 and 56 may include data for "nonemployer" establishments which could not be classified and tabulated by detailed kinds of business.

²Excludes nonstore retailers (i.e., mail order, direct selling, merchandise vending machine operators) part of SIC 53.

³1958 data limited to "employer" establishments.

⁴Includes data for those kinds of business in SIC 59 (ex. 591) not covered in any of the lines below.

TABLE 4. CBD, City, SMSA—Sales Comparisons: 1958 and 1963

SIC code	Kind of business	Percent change in sales			Percent distribution of sales					
		Central business district	City	Standard metropolitan statistical area	Central business district		City		Standard metropolitan statistical area	
					1963	1958	1963	1958	1963	1958
RETAIL STORES										
	Total ² -----	-0.8	8.1	23.2	100.0	100.0	100.0	100.0	100.0	100.0
52	Lumber, building materials, hardware, farm equipment dealers -----	37.3	6.0	24.3	1.7	1.2	4.0	4.1	5.2	5.2
5251	Hardware stores -----	(D)	-0.4	21.3	(D)	1.0	1.1	1.1	1.3	1.4
52 ex. 5251	Other -----	(D)	8.5	25.4	(D)	0.2	2.9	2.9	3.9	3.8
53 part ³	General merchandise group stores ^{1,2} -----	2.7	5.4	23.0	47.4	45.8	18.7	19.2	14.9	14.9
531	Department stores -----	4.3	(D)	27.4	44.8	42.6	16.2	(D)	12.4	12.0
533	Limited price variety stores -----	-16.8	-10.0	6.5	2.3	2.7	1.2	1.4	1.2	1.4
539	Miscellaneous general merchandise stores -----	-29.1	(D)	12.4	0.3	0.5	1.3	(D)	1.3	1.4
54	Food stores -----	5.6	-0.1	14.5	3.6	3.4	21.0	22.7	24.5	26.4
55 ex. 554	Automotive dealers -----	(D)	38.5	53.4	(D)	2.1	16.5	12.9	17.1	13.7
55 pt. (554)	Gasoline service stations -----	(D)	12.4	26.3	(D)	0.8	5.6	5.4	6.9	6.7
56	Apparel, accessory stores ¹ -----	5.3	8.7	23.8	15.4	14.5	5.8	5.8	4.8	4.8
561, 567	Men's, boys' apparel stores, custom tailors -----	9.3	4.3	10.9	3.4	3.1	1.2	1.3	0.9	1.0
562-3, 568	Women's clothing, specialty stores -----	6.0	9.7	16.7	7.7	7.2	2.5	2.5	1.8	1.9
562	Women's ready-to-wear stores ³ -----	6.1	12.6	14.4	7.2	6.7	2.3	2.2	1.6	1.7
565	Family clothing stores ³ -----	(D)	26.5	84.6	(D)	(D)	0.6	0.5	0.8	0.6
566	Shoe stores -----	6.5	7.7	22.3	3.6	3.4	1.4	1.4	1.1	1.1
564, 569	Other apparel, accessory stores -----	(D)	-2.7	4.8	(D)	(D)	0.1	0.1	0.1	0.1
57	Furniture, home furnishings, equipment stores -----	-20.1	-9.9	7.0	5.2	6.5	4.5	5.4	4.4	5.1
5712	Furniture stores -----	-19.5	-11.2	2.9	2.6	3.2	1.9	2.3	1.8	2.2
5713-15, 19	Other home furnishings stores -----	-23.7	-8.1	-38.4	0.5	0.6	0.6	0.7	0.7	1.5
572, 573	Household appliance, radio, television, music stores -----	-20.0	-9.2	59.9	2.2	2.7	2.0	2.4	1.8	1.4
58	Eating, drinking places -----	-17.6	13.7	22.5	8.9	10.7	9.7	9.3	8.3	8.4
5812	Eating places -----	-21.3	15.1	22.7	7.1	9.0	7.7	7.2	6.4	6.4
5813	Drinking places (alcoholic beverages) -----	1.2	8.9	22.0	1.8	1.7	2.0	2.0	1.9	2.0
59 pt. (591)	Drug stores, proprietary stores -----	-19.1	18.1	40.7	2.9	3.6	3.8	3.5	4.1	3.6
59 ex. 591	Other retail stores ⁴ -----	-9.4	-5.3	7.0	10.5	11.5	10.3	11.8	9.8	11.3
592	Liquor stores -----	(D)	(D)	(D)	(D)	1.8	(D)	3.3	(D)	2.9
594	Book, stationery stores -----	-5.5	43.9	57.2	0.4	0.5	0.6	0.5	0.4	0.3
595	Sporting goods stores, bicycle shops -----	-4.4	33.5	38.9	1.1	1.2	0.7	0.6	0.6	0.5
597	Jewelry stores -----	-28.8	-27.0	-22.2	2.8	3.9	0.8	1.2	0.6	1.0
5992	Florists -----	-19.4	-22.9	-0.6	0.3	0.3	0.3	0.4	0.3	0.3
5996	Camera, photographic supply stores -----	47.6	73.6	-10.8	1.0	0.7	0.3	0.2	0.2	0.3
SELECTED SERVICES										
7011	Hotels, motels -----	27.3	4.4	7.2	(x)	(x)	(x)	(x)	(x)	(x)
783	Motion picture theaters -----	16.6	(D)	9.0	(x)	(x)	(x)	(x)	(x)	(x)

Standard Notes: - Represents zero. (D) Withheld to avoid disclosure. (NA) Not available. (X) Not applicable. (-) Minus sign before number denotes decrease.
¹1958 group totals for SIC 53 and 56 may include data for "nonemployer" establishments which could not be classified and tabulated by detailed kinds of business.
²Excludes nonstore retailers (i.e., mail order, direct selling, merchandise vending machine operators) part of SIC 53.
³1958 data limited to "employer" establishments.
⁴Includes data for those kinds of business in SIC 59 (ex. 591) not covered in any of the lines below.

TABLE 5. CBD Sales as Percent of City and SMSA Sales: 1963 and 1958

SIC code	Kind of business	Central business district sales as—			
		Percent of city sales		Percent of standard metropolitan statistical area sales	
		1963	1958	1963	1958
	RETAIL STORES				
	Total ² -----	23.2	25.3	13.3	16.5
52	Lumber, building materials, hardware, farm equipment dealers -----	9.8	7.6	4.3	3.9
5251	Hardware stores -----	(D)	22.5	(D)	12.4
52 ex. 5251	Other -----	(D)	1.8	(D)	0.9
53 part ²	General merchandise group stores ^{1,2} -----	58.6	60.2	42.2	50.6
531	Department stores -----	63.9	(D)	47.8	58.4
533	Limited price variety stores -----	44.3	48.0	25.0	32.0
539	Miscellaneous general merchandise stores -----	5.8	(D)	3.4	5.4
54	Food stores -----	3.9	3.7	1.9	2.1
55 ex. 554	Automotive dealers -----	(D)	4.1	(D)	2.5
55 pt. (554)	Gasoline service stations -----	(D)	3.9	(D)	2.0
56	Apparel, accessory stores ¹ -----	61.5	63.5	42.7	50.2
561, 567	Men's, boys' apparel stores, custom tailors -----	63.0	60.1	49.9	50.6
562-3, 568	Women's clothing, specialty stores -----	71.0	73.5	55.6	61.2
562	Women's ready-to-wear stores ³ -----	71.8	76.2	59.2	63.8
565	Family clothing stores ³ -----	(D)	(D)	(D)	(D)
566	Shoe stores -----	61.4	62.1	42.2	48.5
564, 569	Other apparel, accessory stores -----	(D)	(D)	(D)	(D)
57	Furniture, home furnishings, equipment stores -----	26.8	30.2	15.8	21.1
5712	Furniture stores -----	31.9	35.2	18.7	23.9
5713-15, 19	Other home furnishings stores -----	17.8	21.4	8.9	7.2
572, 573	Household appliance, radio, television, music stores -----	24.9	28.3	15.6	31.2
58	Eating, drinking places -----	21.1	29.2	14.1	21.0
5812	Eating places -----	21.4	31.2	14.7	22.9
5813	Drinking places (alcoholic beverages) -----	20.2	21.7	12.1	14.5
59 pt. (591)	Drug stores, proprietary stores -----	17.9	26.1	9.5	16.5
59 ex. 591	Other retail stores ⁴ -----	23.7	24.8	14.3	16.9
592	Liquor stores -----	(D)	13.9	(D)	10.2
594	Book, stationery stores -----	16.6	25.2	13.6	22.6
595	Sporting goods stores, bicycle shops -----	36.7	51.2	24.7	35.9
597	Jewelry stores -----	80.9	83.0	60.1	65.7
5992	Florists -----	20.1	19.2	13.8	17.0
5996	Camera, photographic supply stores -----	81.8	96.2	63.3	38.3
	SELECTED SERVICES				
7011	Hotels, motels -----	58.9	48.3	52.1	43.9
783	Motion picture theaters -----	(D)	46.4	34.5	32.3

Standard Notes: - Represents zero. (D) Withheld to avoid disclosure. (NA) Not available.

¹1958 group totals for SIC 53 and 56 may include data for "nonemployer" establishments which could not be classified and tabulated by detailed kinds of business.

²Excludes nonstore retailers (i.e., mail order, direct selling, merchandise vending machine operators) part of SIC 53.

³1958 data limited to "employer" establishments.

⁴Includes data for those kinds of business in SIC 59 (ex. 591) not covered in any of the lines below.

TABLE 6. Other Major Retail Centers in the SMSA: 1963

MRC No. 1. Includes the planned centers known as "Bellevue Square", "Bel Lane", "Bellevue Plaza", "Lakeside", and establishments in the area bounded by: Rear property line of lots along north side of N.E. 10th, N.E. 10th extended, 106th Ave. N.E., N.E. 4th, 100th Ave. N.E., N.E. 8th, 102nd Ave. N.E.

SIC code	Kind of business	Total	SIC code	Kind of business	Number of establishments
	Retail stores, total:				
	Number -----	91	55 ex. 554	Automotive Dealers -----	4
	Sales ----- \$1,000--	34 464	55 pt. (554)	Gasoline service stations -----	7
54, 58, 591	Convenience goods stores:		56	Apparel, accessory stores -----	16
	Number -----	24	561, 567	Men's, boys' apparel stores, custom tailors -----	4
	Sales ----- \$1,000--	11 483	562-3, 568	Women's clothing, specialty stores -----	7
53 part, 56, 57	Shopping goods stores:		562	Women's ready-to-wear stores -----	2
	Number -----	31	565	Family clothing stores -----	-
	Sales ----- \$1,000--	14 646	566	Shoe stores -----	4
52, 55, 59 ex. 591	All other stores:		564, 569	Other apparel, accessory stores -----	1
	Number -----	36	57	Furniture, home furnishings, equipment stores -----	11
	Sales ----- \$1,000--	8 335	5712	Furniture stores -----	3
		Number of establishments	5713-15, 19	Other home furnishings stores -----	4
			572, 573	Household appliance, radio, television, music stores -----	4
52	Retail stores, total -----	91	58	Eating, drinking places -----	8
5251	Lumber, building materials, hardware, farm equipment dealers -----	6	5812	Eating places -----	8
52 ex. 5251	Hardware stores -----	4	5813	Drinking places (alcoholic beverages) -----	-
	Other -----	2	59 pt. (591)	Drug stores, proprietary stores -----	7
53 part	General merchandise group stores -----	4	59 ex. 591	Other retail stores -----	19
531	Department stores -----	1	592	Liquor stores -----	1
533	Limited price variety stores -----	2	594	Book, stationery stores -----	3
539	Miscellaneous general merchandise stores -----	1	595	Sporting goods stores, bicycle shops -----	4
			597	Jewelry stores -----	4
54	Food stores -----	9	5992	Florists -----	2
			5996	Camera, photographic supply stores -----	1

MRC No. 2. Includes the planned center known as "Northgate Shopping Center" and establishments in the area bounded by: Rear property line of lots on north side of N.E. 110th, rear property line of lots on east side of 5th Ave. N.E., N.E. 103rd, and First Ave. N.E.

SIC code	Kind of business	Total	SIC code	Kind of business	Number of establishments
	Retail stores, total:				
	Number -----	66	55 ex. 554	Automotive dealers -----	1
	Sales ----- \$1,000--	31 617	55 pt. (554)	Gasoline service stations -----	1
54, 58, 591	Convenience goods stores:		56	Apparel, accessory stores -----	23
	Number -----	14	561, 567	Men's, boys' apparel stores, custom tailors -----	3
	Sales ----- \$1,000--	4 741	562-3, 568	Women's clothing, specialty stores -----	12
53 part, 56, 57	Shopping goods stores:		562	Women's ready-to-wear stores -----	8
	Number -----	33	565	Family clothing stores -----	-
	Sales ----- \$1,000--	22 305	566	Shoe stores -----	6
52, 55, 59 ex. 591	All other stores:		564, 569	Other apparel, accessory stores -----	2
	Number -----	19	57	Furniture, home furnishings, equipment stores -----	5
	Sales ----- \$1,000--	4 571	5712	Furniture stores -----	2
		Number of establishments	5713-15, 19	Other home furnishings stores -----	2
			572, 573	Household appliance, radio, television, music stores -----	1
52	Retail stores, total -----	66	58	Eating, drinking places -----	5
5251	Lumber, building materials, hardware, farm equipment dealers -----	2	5812	Eating places -----	5
52 ex. 5251	Hardware stores -----	1	5813	Drinking places (alcoholic beverages) -----	-
	Other -----	1	59 pt. (591)	Drug stores, proprietary stores -----	3
53 part	General merchandise group stores -----	5	59 ex. 591	Other retail stores -----	15
531	Department stores -----	2	592	Liquor stores -----	1
533	Limited price variety stores -----	2	594	Book, stationery stores -----	-
539	Miscellaneous general merchandise stores -----	1	595	Sporting goods stores, bicycle shops -----	2
			597	Jewelry stores -----	2
54	Food stores -----	6	5992	Florists -----	1
			5996	Camera, photographic supply stores -----	2

Standard Notes: - Represents zero. (D) Withheld to avoid disclosure. (NA) Not available.

TABLE 6. Other Major Retail Centers in the SMSA: 1963—Continued

MRC No. 3. Includes the planned center known as "University Village Shopping Center" and establishments in the area bounded by: N.E. Blakely, 30th Ave. N.E., N.P. R.R., N.E. 47th, N.E. 45th, rear property line of lots on west side of 25th Ave. N.E.

SIC code	Kind of business	Total	SIC code	Kind of business	Number of establishments
	Retail stores, total:				
	Number -----	52	55 ex. 554	Automotive Dealers -----	1
	Sales ----- \$1,000-----	14 699	55 pt. (554)	Gasoline service stations -----	8
54, 58, 591	Convenience goods stores:		56	Apparel, accessory stores -----	7
	Number -----	11	561, 567	Men's, boys' apparel stores, custom tailors -----	1
	Sales ----- \$1,000-----	5 746	562-3, 568	Women's clothing, specialty stores -----	5
53 part, 56, 57	Shopping goods stores:		562	Women's ready-to-wear stores -----	4
	Number -----	15	565	Family clothing stores -----	-
	Sales ----- \$1,000-----	5 648	566	Shoe stores -----	1
52, 55, 59 ex. 591	All other stores:		564, 569	Other apparel, accessory stores -----	-
	Number -----	26	57	Furniture, home furnishings, equipment stores -----	5
	Sales ----- \$1,000-----	3 305	5712	Furniture stores -----	4
		Number of establishments	5713-15, 19	Other home furnishings stores -----	-
			572, 573	Household appliance, radio, television, music stores -----	1
	Retail stores, total -----	52	58	Eating, drinking places -----	4
52	Lumber, building materials, hardware, farm equipment dealers -----	2	5812	Eating places -----	4
5251	Hardware stores -----	1	5813	Drinking places (alcoholic beverages) -----	-
52 ex. 5251	Other -----	1	59 pt. (591)	Drug stores, proprietary stores -----	1
53 part	General merchandise group stores -----	3	59 ex. 591	Other retail stores -----	15
531	Department stores -----	1	592	Liquor stores -----	-
533	Limited price variety stores -----	1	594	Book, stationery stores -----	3
539	Miscellaneous general merchandise stores -----	1	595	Sporting goods stores, bicycle shops -----	1
			597	Jewelry stores -----	1
54	Food stores -----	6	5992	Florists -----	-
			5996	Camera, photographic supply stores -----	-

MRC No. 4. Includes establishments along Roosevelt Way from E. 62nd to E. 67th and along E. 65th from 9th Ave. N.E. to 12th Ave. N.E.

SIC code	Kind of business	Total	SIC code	Kind of business	Number of establishments
	Retail stores, total:				
	Number -----	29	55 ex. 554	Automotive dealers -----	1
	Sales ----- \$1,000-----	13 157	55 pt. (554)	Gasoline service stations -----	-
54, 58, 591	Convenience goods stores:		56	Apparel, accessory stores -----	3
	Number -----	9	561, 567	Men's, boys' apparel stores, custom tailors -----	-
	Sales ----- \$1,000-----	2 803	562-3, 568	Women's clothing, specialty stores -----	1
53 part, 56, 57	Shopping goods stores:		562	Women's ready-to-wear stores -----	1
	Number -----	11	565	Family clothing stores -----	1
	Sales ----- \$1,000-----	(D)	566	Shoe stores -----	1
52, 55, 59 ex. 591	All other stores:		564, 569	Other apparel, accessory stores -----	-
	Number -----	9	57	Furniture, home furnishings, equipment stores -----	7
	Sales ----- \$1,000-----	(D)	5712	Furniture stores -----	-
		Number of establishments	5713-15, 19	Other home furnishings stores -----	3
			572, 573	Household appliance, radio, television, music stores -----	4
	Retail stores, total -----	29	58	Eating, drinking places -----	7
52	Lumber, building materials, hardware, farm equipment dealers -----	1	5812	Eating places -----	4
5251	Hardware stores -----	-	5813	Drinking places (alcoholic beverages) -----	3
52 ex. 5251	Other -----	1	59 pt. (591)	Drug stores, proprietary stores -----	1
53 part	General merchandise group stores -----	1	59 ex. 591	Other retail stores -----	7
531	Department stores -----	1	592	Liquor stores -----	1
533	Limited price variety stores -----	-	594	Book, stationery stores -----	-
539	Miscellaneous general merchandise stores -----	-	595	Sporting goods stores, bicycle shops -----	1
			597	Jewelry stores -----	1
54	Food stores -----	1	5992	Florists -----	-
			5996	Camera, photographic supply stores -----	-

Standard Notes: - Represents zero. (D) Withheld to avoid disclosure. (NA) Not available.

TABLE 6. Other Major Retail Centers in the SMSA: 1963—Continued

MRC No. 5. Includes the establishments in the area bounded by: N.E. 50th, 15th Ave. N.E., N.E. 42nd, and Brooklyn Ave.

SIC code	Kind of business	Total	SIC code	Kind of business	Number of establishments
	Retail stores, total:				
	Number -----	108	55 ex. 554	Automotive Dealers -----	-
	Sales ----- \$1,000	19 981	55 pt. (554)	Gasoline service stations -----	1
54, 58, 591	Convenience goods stores:		56	Apparel, accessory stores -----	20
	Number -----	33	561, 567	Men's, boys' apparel stores, custom tailors -----	5
	Sales ----- \$1,000	7 210	562-3, 568	Women's clothing, specialty stores -----	13
53 part, 56, 57	Shopping goods stores:		562	Women's ready-to-wear stores -----	8
	Number -----	35	565	Family clothing stores -----	-
	Sales ----- \$1,000	6 765	566	Shoe stores -----	2
52, 55, 59 ex. 591	All other stores:		564, 569	Other apparel, accessory stores -----	-
	Number -----	40	57	Furniture, home furnishings, equipment stores -----	10
	Sales ----- \$1,000	6 006	5712	Furniture stores -----	6
		Number of establishments	5713-15, 19	Other home furnishings stores -----	2
			572, 573	Household appliance, radio, television, music stores -----	2
	Retail stores, total -----	108	58	Eating, drinking places -----	17
52	Lumber, building materials, hardware, farm equipment dealers -----	6	5812	Eating places -----	17
5251	Hardware stores -----	2	5813	Drinking places (alcoholic beverages) -----	-
52 ex. 5251	Other -----	4	59 pt. (591)	Drug stores, proprietary stores -----	3
53 part	General merchandise group stores -----	5	59 ex. 591	Other retail stores -----	33
531	Department stores -----	1	592	Liquor stores -----	-
533	Limited price variety stores -----	2	594	Book, stationery stores -----	4
539	Miscellaneous general merchandise stores -----	2	595	Sporting goods stores, bicycle shops -----	1
			597	Jewelry stores -----	7
54	Food stores -----	13	5992	Florists -----	3
			5996	Camera, photographic supply stores -----	3

MRC No. 6. Includes the area bounded by N.W. 56th, 17th Ave. N.W., N.W. Dock Pl., Shilshole Ave., N.W., and rear property line of lots on west side of 24th Ave., N.W.

SIC code	Kind of business	Total	SIC code	Kind of business	Number of establishments
	Retail stores, total:				
	Number -----	109	55 ex. 554	Automotive dealers -----	3
	Sales ----- \$1,000	15 824	55 pt. (554)	Gasoline service stations -----	4
54, 58, 591	Convenience goods stores:		56	Apparel, accessory stores -----	8
	Number -----	48	561, 567	Men's, boys' apparel stores, custom tailors -----	3
	Sales ----- \$1,000	2 927	562-3, 568	Women's clothing, specialty stores -----	4
53 part, 56, 57	Shopping goods stores:		562	Women's ready-to-wear stores -----	4
	Number -----	30	565	Family clothing stores -----	-
	Sales ----- \$1,000	7 039	566	Shoe stores -----	1
52, 55, 59 ex. 591	All other stores:		564, 569	Other apparel, accessory stores -----	-
	Number -----	31	57	Furniture, home furnishings, equipment stores -----	15
	Sales ----- \$1,000	5 858	5712	Furniture stores -----	4
		Number of establishments	5713-15, 19	Other home furnishings stores -----	3
			572, 573	Household appliance, radio, television, music stores -----	8
	Retail stores, total -----	109	58	Eating, drinking places -----	35
52	Lumber, building materials, hardware, farm equipment dealers -----	5	5812	Eating places -----	18
5251	Hardware stores -----	2	5813	Drinking places (alcoholic beverages) -----	17
52 ex. 5251	Other -----	3	59 pt. (591)	Drug stores, proprietary stores -----	7
53 part	General merchandise group stores -----	7	59 ex. 591	Other retail stores -----	19
531	Department stores -----	1	592	Liquor stores -----	-
533	Limited price variety stores -----	1	594	Book, stationery stores -----	1
539	Miscellaneous general merchandise stores -----	5	595	Sporting goods stores, bicycle shops -----	3
			597	Jewelry stores -----	5
54	Food stores -----	6	5992	Florists -----	1
			5996	Camera, photographic supply stores -----	1

Standard Notes: - Represents zero. (D) Withheld to avoid disclosure. (NA) Not available.

TABLE 6. Other Major Retail Centers in the SMSA: 1963—Continued

MRC No. 7. Includes the establishments along California Ave. S.W. from Genesee to Hudson and along S.W. Alaska from 42nd Ave. S.W. to 44th Ave. S.W.

SIC code	Kind of business	Total	SIC code	Kind of business	Number of establishments
	Retail stores, total:				
	Number -----	84	55 ex. 554	Automotive Dealers -----	3
	Sales ----- \$1,000 --	14 359	55 pt. (554)	Gasoline service stations -----	2
54, 58, 591	Convenience goods stores:		56	Apparel, accessory stores -----	16
	Number -----	22	561, 567	Men's, boys' apparel stores, custom tailors -----	3
	Sales ----- \$1,000 --	4 600	562-3, 568	Women's clothing, specialty stores -----	9
53 part, 56, 57	Shopping goods stores:		562	Women's ready-to-wear stores -----	7
	Number -----	33	565	Family clothing stores -----	-
	Sales ----- \$1,000 --	4 485	566	Shoe stores -----	3
52, 55, 59 ex. 591	All other stores:		564, 569	Other apparel, accessory stores -----	1
	Number -----	29	57	Furniture, home furnishings, equipment stores -----	11
	Sales ----- \$1,000 --	5 274	5712	Furniture stores -----	2
		Number of establishments	5713-15, 19	Other home furnishings stores -----	1
			572, 573	Household appliance, radio, television, music stores -----	8
	Retail stores, total -----	84	58	Eating, drinking places -----	11
52	Lumber, building materials, hardware, farm equipment dealers -----	5	5812	Eating places -----	9
5251	Hardware stores -----	3	5813	Drinking places (alcoholic beverages) -----	2
52 ex. 5251	Other -----	2	59 pt. (591)	Drug stores, proprietary stores -----	5
53 part	General merchandise group stores -----	6	59 ex. 591	Other retail stores -----	19
531	Department stores -----	1	592	Liquor stores -----	1
533	Limited price variety stores -----	3	594	Book, stationery stores -----	-
539	Miscellaneous general merchandise stores -----	2	595	Sporting goods stores, bicycle shops -----	1
			597	Jewelry stores -----	4
54	Food stores -----	6	5992	Florists -----	3
			5996	Camera, photographic supply stores -----	1

MRC No. 8. Includes establishments in the area bounded by: First N.W., Auburn Ave., First N.E. "D" N.E., "D" S.E., 2nd S.E., Division S, First S.W., and N.P. R.R.

SIC code	Kind of business	Total	SIC code	Kind of business	Number of establishments
	Retail stores, total:				
	Number -----	81	55 ex. 554	Automotive dealers -----	8
	Sales ----- \$1,000 --	14 625	55 pt. (554)	Gasoline service stations -----	3
54, 58, 591	Convenience goods stores:		56	Apparel, accessory stores -----	12
	Number -----	24	561, 567	Men's, boys' apparel stores, custom tailors -----	2
	Sales ----- \$1,000 --	4 003	562-3, 568	Women's clothing, specialty stores -----	4
53 part, 56, 57	Shopping goods stores:		562	Women's ready-to-wear stores -----	2
	Number -----	24	565	Family clothing stores -----	2
	Sales ----- \$1,000 --	2 832	566	Shoe stores -----	2
52, 55, 59 ex. 591	All other stores:		564, 569	Other apparel, accessory stores -----	2
	Number -----	33	57	Furniture, home furnishings, equipment stores -----	5
	Sales ----- \$1,000 --	7 790	5712	Furniture stores -----	3
		Number of establishments	5713-15, 19	Other home furnishings stores -----	-
			572, 573	Household appliance, radio, television, music stores -----	2
	Retail stores, total -----	81	58	Eating, drinking places -----	17
52	Lumber, building materials, hardware, farm equipment dealers -----	7	5812	Eating places -----	9
5251	Hardware stores -----	3	5813	Drinking places (alcoholic beverages) -----	8
52 ex. 5251	Other -----	4	59 pt. (591)	Drug stores, proprietary stores -----	4
53 part	General merchandise group stores -----	7	59 ex. 591	Other retail stores -----	15
531	Department stores -----	1	592	Liquor stores -----	1
533	Limited price variety stores -----	3	594	Book, stationery stores -----	1
539	Miscellaneous general merchandise stores -----	3	595	Sporting goods stores, bicycle shops -----	1
			597	Jewelry stores -----	3
54	Food stores -----	3	5992	Florists -----	1
			5996	Camera, photographic supply stores -----	-

Standard Notes: - Represents zero. (D) Withheld to avoid disclosure. (NA) Not available.

TABLE 6. Other Major Retail Centers in the SMSA: 1963—Continued

MRC No. 9. Includes planned center known as "Renton Shopping Center" and establishments along Rainier Ave. from Sunset Blvd. to 7th Ave.

SIC code	Kind of business	Total	SIC code	Kind of business	Number of establishments
	Retail stores, total:				
	Number -----	33	55 ex. 554	Automotive Dealers -----	3
	Sales ----- \$1,000--	16 170	55 pt. (554)	Gasoline service stations -----	2
54, 58, 591	Convenience goods stores:		56	Apparel, accessory stores -----	12
	Number -----	8	561, 567	Men's, boys' apparel stores, custom tailors -----	2
	Sales ----- \$1,000--	936	562-3, 568	Women's clothing, specialty stores -----	6
53 part, 56, 57	Shopping goods stores:		562	Women's ready-to-wear stores -----	4
	Number -----	16	565	Family clothing stores -----	-
	Sales ----- \$1,000--	13 484	566	Shoe stores -----	3
52, 55, 59 ex. 591	All other stores:		564, 569	Other apparel, accessory stores -----	1
	Number -----	9	57	Furniture, home furnishings, equipment stores -----	2
	Sales ----- \$1,000--	1 750	5712	Furniture stores -----	1
		Number of establishments	5713-15, 19	Other home furnishings stores -----	1
			572, 573	Household appliance, radio, television, music stores -----	-
	Retail stores, total -----	33	58	Eating, drinking places -----	5
52	Lumber, building materials, hardware, farm equipment dealers -----	1	5812	Eating places -----	5
5251	Hardware stores -----	-	5813	Drinking places (alcoholic beverages) -----	-
52 ex. 5251	Other -----	1	59 pt. (591)	Drug stores, proprietary stores -----	1
53 part	General merchandise group stores -----	2	59 ex. 591	Other retail stores -----	3
531	Department stores -----	1	592	Liquor stores -----	-
533	Limited price variety stores -----	1	594	Book, stationery stores -----	-
539	Miscellaneous general merchandise stores -----	-	595	Sporting goods stores, bicycle shops -----	-
			597	Jewelry stores -----	1
54	Food stores -----	2	5992	Florists -----	-
			5996	Camera, photographic supply stores -----	1

MRC No. 10. Includes the establishments in the area bounded by: Rear property line of lots along north side of Second Ave., Mill, Fourth Ave., and Burnett

SIC code	Kind of business	Total	SIC code	Kind of business	Number of establishments
	Retail stores, total:				
	Number -----	90	55 ex. 554	Automotive dealers -----	2
	Sales ----- \$1,000--	14 916	55 pt. (554)	Gasoline service stations -----	3
54, 58, 591	Convenience goods stores:		56	Apparel, accessory stores -----	15
	Number -----	30	561, 567	Men's, boys' apparel stores, custom tailors -----	3
	Sales ----- \$1,000--	3 912	562-3, 568	Women's clothing, specialty stores -----	8
53 part, 56, 57	Shopping goods stores:		562	Women's ready-to-wear stores -----	5
	Number -----	30	565	Family clothing stores -----	1
	Sales ----- \$1,000--	5 889	566	Shoe stores -----	2
52, 55, 59 ex. 591	All other stores:		564, 569	Other apparel, accessory stores -----	1
	Number -----	30	57	Furniture, home furnishings, equipment stores -----	11
	Sales ----- \$1,000--	5 115	5712	Furniture stores -----	2
		Number of establishments	5713-15, 19	Other home furnishings stores -----	1
			572, 573	Household appliance, radio, television, music stores -----	8
	Retail stores, total -----	90	58	Eating, drinking places -----	23
52	Lumber, building materials, hardware, farm equipment dealers -----	4	5812	Eating places -----	9
5251	Hardware stores -----	2	5813	Drinking places (alcoholic beverages) -----	13
52 ex. 5251	Other -----	2	59 pt. (591)	Drug stores, proprietary stores -----	2
53 part	General merchandise group stores -----	4	59 ex. 591	Other retail stores -----	21
531	Department stores -----	1	592	Liquor stores -----	1
533	Limited price variety stores -----	3	594	Book, stationery stores -----	-
539	Miscellaneous general merchandise stores -----	-	595	Sporting goods stores, bicycle shops -----	2
			597	Jewelry stores -----	5
54	Food stores -----	5	5992	Florists -----	-
			5996	Camera, photographic supply stores -----	-


Standard Notes: - Represents zero. (D) Withheld to avoid disclosure. (NA) Not available.

TABLE 6. Other Major Retail Centers in the SMSA: 1963—Continued

MRC No. 13. Includes establishments in the area bounded by: 25th, Wetmore Ave., Everett Ave., Rockefeller Ave., California, Oakes Ave., Pacific Ave., Hoyt Ave., Wall, Rucker Ave., Everett Ave., and Hoyt Ave.

SIC code	Kind of business	Total	SIC code	Kind of business	Number of establishments
	Retail stores, total:				
	Number -----	171	55 ex. 554	Automotive Dealers -----	8
	Sales ----- \$1,000--	36 476	55 pt. (554)	Gasoline service stations -----	10
54, 58, 591	Convenience goods stores:		56	Apparel, accessory stores -----	28
	Number -----	40	561, 567	Men's, boys' apparel stores, custom tailors -----	6
	Sales ----- \$1,000--	5 604	562-3, 568	Women's clothing, specialty stores -----	11
53 part, 56, 57	Shopping goods stores:		562	Women's ready-to-wear stores -----	7
	Number -----	64	565	Family clothing stores -----	1
	Sales ----- \$1,000--	19 809	566	Shoe stores -----	10
52, 55, 59 ex. 591	All other stores:		564, 569	Other apparel, accessory stores -----	-
	Number -----	67	57	Furniture, home furnishings, equipment stores -----	27
	Sales ----- \$1,000--	11 063	5712	Furniture stores -----	5
		Number of establishments	5713-15, 19	Other home furnishings stores -----	5
			572, 573	Household appliance, radio, television, music stores -----	17
	Retail stores, total -----	171	58	Eating, drinking places -----	22
52	Lumber, building materials, hardware, farm equipment dealers -----	7	5812	Eating places -----	11
5251	Hardware stores -----	2	5813	Drinking places (alcoholic beverages) -----	11
52 ex. 5251	Other -----	5	59 pt. (591)	Drug stores, proprietary stores -----	4
53 part	General merchandise group stores -----	9	59 ex. 591	Other retail stores -----	42
531	Department stores -----	3	592	Liquor stores -----	2
533	Limited price variety stores -----	5	594	Book, stationery stores -----	5
539	Miscellaneous general merchandise stores -----	1	595	Sporting goods stores, bicycle shops -----	2
			597	Jewelry stores -----	7
54	Food stores -----	14	5992	Florists -----	3
			5996	Camera, photographic supply stores -----	3

Standard Notes: - Represents zero. (D) Withheld to avoid disclosure. (NA) Not available.



Shreveport, La., SMSA

CONTENTS

[Page numbers listed here omit the chapter prefix, 96-, which appears as part of number for each page]

	page
Standard Metropolitan Statistical Area Map	1
Chart on Retail Sales: 1963 and 1958	3
TABLE 1 The Central Business District: 1963 and 1958	4
2 The City: 1963 and 1958	5
3 The Standard Metropolitan Statistical Area: 1963 and 1958	6
4 CBD, City, SMSA—Sales Comparisons: 1958 and 1963	7
5 CBD Sales as Percent of City and SMSA Sales: 1963 and 1958	8
6 Other Major Retail Centers in the SMSA: 1963	9

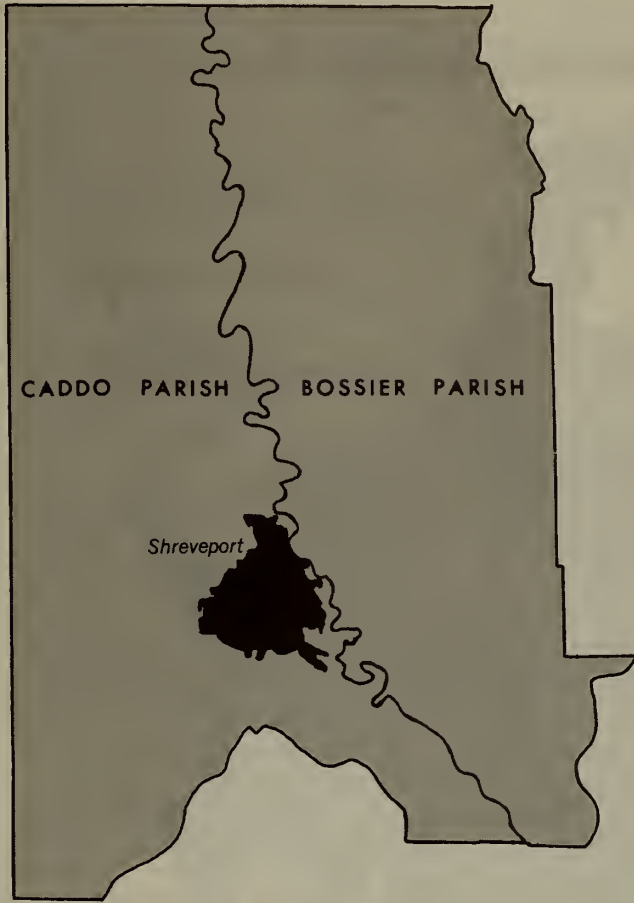
THE UNIVERSITY OF CHICAGO
DEPARTMENT OF CHEMISTRY
5800 S. UNIVERSITY AVENUE
CHICAGO, ILLINOIS 60637
TEL: (773) 835-3100
WWW.CHEM.UCHICAGO.EDU

1999


100

SHREVEPORT, LA.

Standard Metropolitan Statistical Area, Central Business District, and Major Retail Centers

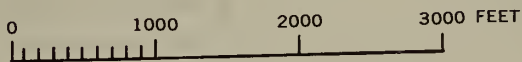


STANDARD METROPOLITAN
STATISTICAL AREA
& CENTRAL CITY



CENTRAL
BUSINESS
DISTRICT

Comprising Census Tract C1




SHREVEPORT, LA.

Standard Metropolitan Statistical Area, Central Business District, and Major Retail Centers




Shreveport SMSA


Retail Sales: 1958 and 1963 IN MILLIONS OF DOLLARS



Shreveport



Percent Change in Sales, 1958-1963 by Types of Stores



1963 CENSUS OF BUSINESS, U.S. Department of Commerce, Bureau of the Census

TABLE 1. The Central Business District: 1963 and 1958

SIC code	Kind of business	1963				1958 ¹		
		Estab- lish- ments (number)	Sales (\$1,000)	Payroll, entire year (\$1,000)	Paid employees, workweek ended nearest Nov. 15 (number)	Estab- lish- ments (number)	Sales (\$1,000)	Payroll, entire year (\$1,000)
	RETAIL STORES							
	Total ² -----	244	66 214	9 591	2 855	314	84 645	12 668
52	Lumber, building materials, hardware, farm equip- ment dealers -----	8	1 803	297	62	6	1 586	195
5251	Hardware stores -----	3	(D)	(D)	(D)	3	151	27
52 ex. 5251	Other -----	5	(D)	(D)	55	3	1 435	168
53 part ³	General merchandise group stores ² -----	12	10 170	1 513	561	15	20 863	3 103
531	Department stores -----	2	(D)	(D)	(D)	4	17 296	2 603
533	Limited price variety stores -----	3	2 772	372	161	4	3 048	458
539	Miscellaneous general merchandise stores -----	7	(D)	(D)	(D)	7	519	42
54	Food stores -----	9	1 230	88	46	10	1 679	203
55 ex. 554	Automotive dealers -----	11	18 885	1 814	338	19	16 983	1 875
55 pt. (554)	Gasoline service stations -----	10	522	54	18	6	714	78
56	Apparel, accessory stores -----	61	16 377	2 875	880	83	21 653	3 366
561, 567	Men's, boys' apparel stores, custom tailors -----	12	2 183	370	96	15	2 725	410
562-3, 568	Women's clothing, specialty stores -----	24	5 235	896	318	27	7 270	1 082
562	Women's ready-to-wear stores ³ -----	16	4 721	802	271	19	6 568	987
565	Family clothing stores ³ -----	11	7 121	1 293	386	15	7 968	1 352
566	Shoe stores -----	14	1 838	316	80	26	3 690	522
564, 569	Other apparel, accessory stores -----	-	-	-	-	-	-	-
57	Furniture, home furnishings, equipment stores -----	23	7 308	1 273	284	36	7 242	1 338
5712	Furniture stores -----	14	4 076	919	208	19	4 715	997
5713-15, 19	Other home furnishings stores -----	-	-	-	-	-	-	-
572, 573	Household appliance, radio, television, music stores -----	9	3 232	354	76	17	2 527	341
58	Eating, drinking places -----	47	3 136	713	370	66	3 727	834
5812	Eating places -----	41	2 837	672	348	52	3 062	750
5813	Drinking places (alcoholic beverages) -----	6	299	41	22	14	665	84
59 pt. (591)	Drug stores, proprietary stores -----	5	1 719	224	78	8	1 970	303
59 ex. 591	Other retail stores ⁴ -----	58	5 064	740	218	65	8 228	1 373
592	Liquor stores -----	5	358	25	10	5	(D)	(D)
594	Book, stationery stores -----	3	141	14	6	3	165	11
595	Sporting goods stores, bicycle shops -----	4	543	70	19	1	(D)	(D)
597	Jewelry stores -----	11	1 451	268	90	19	2 620	462
5992	Florists -----	3	248	65	19	4	(D)	(D)
5996	Camera, photographic supply stores -----	2	(D)	(D)	(D)	2	(D)	(D)
	SELECTED SERVICES							
7011	Hotels, motels -----	12	1 607	383	232	15	2 396	777
783	Motion picture theaters -----	3	(D)	(D)	(D)	4	(D)	(D)

Standard Notes: - Represents zero. (D) Withheld to avoid disclosure. (NA) Not available. ¹1958 data revised.

²1958 group totals for SIC 53 and 56 may include data for "nonemployer" establishments which could not be classified and tabulated by detailed kinds of business.

³Excludes nonstore retailers (i.e., mail order, direct selling, merchandise vending machine operators) part of SIC 53.

⁴1958 data limited to "employer" establishments.

⁵Includes data for those kinds of business in SIC 59 (ex. 591) not covered in any of the lines below.

TABLE 2. The City: 1963 and 1958

SIC code	Kind of business	1963				1958 ¹		
		Estab- lish- ments (number)	Sales (\$1,000)	Payroll, entire year (\$1,000)	Paid employees, workweek ended nearest Nov. 15 (number)	Estab- lish- ments (number)	Sales (\$1,000)	Payroll, entire year (\$1,000)
	RETAIL STORES							
	Total ² -----	1 355	254 503	30 452	9 762	1 551	230 685	27 692
52	Lumber, building materials, hardware, farm equip- ment dealers -----	61	13 934	2 136	483	66	15 796	1 938
5251	Hardware stores -----	15	1 388	187	57	(D)	(D)	(D)
52 ex. 5251	Other -----	46	12 546	1 949	426	49	(D)	(D)
53 part ²	General merchandise group stores ² -----	50	33 850	4 810	1 825	50	24 620	3 554
531	Department stores -----	6	27 231	3 718	1 375	4	17 296	2 603
533	Limited price variety stores -----	19	3 936	645	287	17	(D)	(D)
539	Miscellaneous general merchandise stores -----	25	2 683	447	163	29	(D)	(D)
54	Food stores -----	257	55 574	4 161	1 376	316	48 655	3 258
55 ex. 554	Automotive dealers -----	74	55 032	5 209	963	91	44 208	4 613
55 pt. (554)	Gasoline service stations -----	197	17 076	1 649	630	202	14 558	1 342
56	Apparel, accessory stores -----	148	24 974	3 930	1 309	145	26 845	3 955
561, 567	Men's, boys' apparel stores, custom tailors -----	20	2 837	466	127	18	2 983	435
562-3, 568	Women's clothing, specialty stores -----	69	10 223	1 517	583	47	(D)	(D)
562	Women's ready-to-wear stores ³ -----	46	7 370	1 143	394	30	7 741	1 152
565	Family clothing stores ³ -----	20	8 875	1 469	461	30	(D)	(D)
566	Shoe stores -----	32	2 644	424	118	40	4 111	562
564, 569	Other apparel, accessory stores -----	7	395	54	20	10	(D)	(D)
57	Furniture, home furnishings, equipment stores ----	96	16 190	2 682	641	126	15 714	2 677
5712	Furniture stores -----	43	9 189	1 822	434	61	10 418	1 974
5713-15, 19	Other home furnishings stores -----	16	1 437	243	62	17	(D)	(D)
572, 573	Household appliance, radio, television, music stores -----	37	5 564	617	145	48	(D)	(D)
58	Eating, drinking places -----	194	12 004	2 484	1 382	255	12 619	2 534
5812	Eating places -----	149	10 278	2 253	1 266	197	10 504	2 335
5813	Drinking places (alcoholic beverages) -----	45	1 726	231	116	58	2 115	199
59 pt. (591)	Drug stores, proprietary stores -----	55	9 366	1 384	522	64	8 992	1 389
59 ex. 591	Other retail stores ⁴ -----	223	16 503	2 007	631	236	18 678	2 432
592	Liquor stores -----	51	5 162	318	117	53	4 346	239
594	Book, stationery stores -----	10	469	65	23	5	(D)	(D)
595	Sporting goods stores, bicycle shops -----	13	1 244	168	46	7	373	43
597	Jewelry stores -----	18	1 913	346	112	32	2 988	(D)
5992	Florists -----	25	925	169	58	31	853	128
5996	Camera, photographic supply stores -----	3	(D)	(D)	(D)	2	(D)	(D)
	SELECTED SERVICES							
7011	Hotels, motels -----	19	1 775	460	261	41	(D)	(D)
783	Motion picture theaters -----	7	(D)	(D)	(D)	8	(D)	(D)

Standard Notes: - Represents zero. (D) Withheld to avoid disclosure. (NA) Not available.

¹1958 group totals for SIC 53 and 56 may include data for "nonemployer" establishments which could not be classified and tabulated by detailed kinds of business.

²Excludes nonstore retailers (i.e., mail order, direct selling, merchandise vending machine operators) part of SIC 53.

³1958 data limited to "employer" establishments.

⁴Includes data for those kinds of business in SIC 59 (ex. 591) not covered in any of the lines below.

TABLE 3. The Standard Metropolitan Statistical Area: 1963 and 1958

SIC code	Kind of business	1963				1958 ¹		
		Estab- lish- ments	Sales	Payroll, entire year	Paid employees, workweek ended nearest Nov. 15	Estab- lish- ments	Sales	Payroll, entire year
		(number)	(\$1,000)	(\$1,000)	(number)	(number)	(\$1,000)	(\$1,000)
	RETAIL STORES							
	Total ² -----	1 993	325 778	37 126	12 061	2 297	290 822	32 746
52	Lumber, building materials, hardware, farm equip- ment dealers -----	86	19 245	2 782	648	98	20 294	2 368
5251	Hardware stores -----	21	2 183	288	82	22	2 024	283
52 ex. 5251	Other -----	65	17 062	2 494	566	76	18 270	2 085
53 part ²	General merchandise group stores ² -----	89	39 871	5 452	2 070	115	29 389	3 957
531	Department stores -----	6	27 231	3 718	1 375	4	17 296	2 603
533	Limited price variety stores -----	30	6 683	967	425	24	5 740	812
539	Miscellaneous general merchandise stores -----	53	5 957	767	270	57	6 353	542
54	Food stores -----	425	76 370	5 431	1 814	534	67 225	4 267
55 ex. 554	Automotive dealers -----	124	70 102	6 409	1 212	138	57 246	5 732
55 pt. (554)	Gasoline service stations -----	292	24 302	2 331	887	325	21 587	1 937
56	Apparel, accessory stores -----	174	27 168	4 187	1 402	165	28 490	4 125
561, 567	Men's, boys' apparel stores, custom tailors -----	22	3 010	485	131	25	3 446	478
562-3, 568	Women's clothing, specialty stores -----	81	10 817	1 601	610	51	9 263	1 348
562	Women's ready-to-wear stores ³ -----	54	7 801	1 198	411	32	7 991	1 180
565	Family clothing stores ³ -----	27	9 929	1 577	507	34	10 767	1 633
566	Shoe stores -----	36	2 991	465	132	42	4 300	587
564, 569	Other apparel, accessory stores -----	8	421	59	22	11	1 814	79
57	Furniture, home furnishings, equipment stores -----	120	18 150	2 921	707	151	17 647	2 858
5712	Furniture stores -----	56	9 976	1 937	467	73	11 220	2 074
5713-15, 19	Other home furnishings stores -----	17	1 450	246	63	23	(D)	(D)
572, 573	Household appliance, radio, television, music stores -----	47	6 724	738	177	55	(D)	(D)
58	Eating, drinking places -----	303	16 730	3 384	1 896	372	16 902	3 248
5812	Eating places -----	221	13 598	2 938	1 666	280	13 438	2 877
5813	Drinking places (alcoholic beverages) -----	82	3 132	446	230	92	3 464	371
59 pt. (591)	Drug stores, proprietary stores -----	76	11 728	1 772	629	81	10 535	1 589
59 ex. 591	Other retail stores ⁴ -----	304	22 112	2 457	796	318	21 507	2 665
592	Liquor stores -----	78	7 236	456	181	76	5 459	285
594	Book, stationery stores -----	10	469	65	23	7	261	14
595	Sporting goods stores, bicycle shops -----	16	1 315	179	51	13	590	67
597	Jewelry stores -----	22	2 004	357	118	37	3 127	531
5992	Florists -----	30	1 013	182	63	36	993	146
5996	Camera, photographic supply stores -----	3	(D)	(D)	(D)	2	(D)	(D)
	SELECTED SERVICES							
7011	Hotels, motels -----	61	4 357	1 165	668	67	5 110	1 520
783	Motion picture theaters -----	10	(D)	(D)	(D)	16	(D)	(D)

Standard Notes: - Represents zero. (D) Withheld to avoid disclosure. (NA) Not available.

¹1958 group totals for SIC 53 and 56 may include data for "nonemployer" establishments which could not be classified and tabulated by detailed kinds of business.

²Excludes nonstore retailers (i.e., mail order, direct selling, merchandise vending machine operators) part of SIC 53.

³1958 data limited to "employer" establishments.

⁴Includes data for those kinds of business in SIC 59 (ex. 591) not covered in any of the lines below.

TABLE 4. CBD, City, SMSA—Sales Comparisons: 1958 and 1963

SIC code	Kind of business	Percent change in sales			Percent distribution of sales					
		Central business district	City	Standard metropolitan statistical area	Central business district		City		Standard metropolitan statistical area	
					1963	1958	1963	1958	1963	1958
	RETAIL STORES									
	Total ² -----	-21.8	10.3	12.0	100.0	100.0	100.0	100.0	100.0	100.0
52	Lumber, building materials, hardware, farm equipment dealers -----	13.7	11.8	-5.2	2.7	1.9	5.5	6.8	5.9	7.0
5251	Hardware stores -----	(D)	(D)	7.8	(D)	0.2	0.5	(D)	0.7	0.7
52 ex. 5251	Other -----	(D)	(D)	-6.6	(D)	1.7	4.9	(D)	5.2	6.3
53 part ¹	General merchandise group stores ^{1,2} -----	-51.3	37.5	35.7	15.4	24.6	13.3	10.7	12.2	10.1
531	Department stores -----	(D)	57.4	57.4	(D)	20.4	10.7	7.5	8.4	5.9
533	Limited price variety stores -----	-9.1	(D)	16.4	4.2	3.6	1.5	(D)	2.1	2.0
539	Miscellaneous general merchandise stores -----	(D)	(D)	-6.2	(D)	0.6	1.1	(D)	1.8	2.2
54	Food stores -----	-26.7	14.2	13.6	1.9	2.0	21.8	21.1	23.4	23.1
55 ex. 554	Automotive dealers -----	11.2	24.5	22.5	28.5	20.0	21.6	19.2	21.5	19.7
55 pt. (554)	Gasoline service stations -----	-26.9	17.3	12.6	0.8	0.8	6.7	6.3	7.5	7.4
56	Apparel, accessory stores ¹ -----	-24.4	-7.0	-4.7	24.7	25.6	9.8	11.6	8.3	9.8
561, 567	Men's, boys' apparel stores, custom tailors -----	-19.9	-4.9	-12.7	3.3	3.2	1.1	1.3	0.9	1.2
562-3, 568	Women's clothing, specialty stores -----	-28.0	(D)	16.8	7.9	8.6	4.0	(D)	3.3	3.2
562	Women's ready-to-wear stores ³ -----	-28.1	-4.8	-2.4	7.1	7.8	2.9	3.4	2.4	2.7
565	Family clothing stores ³ -----	-10.6	(D)	-7.8	10.8	9.4	3.5	(D)	3.0	3.7
566	Shoe stores -----	-50.2	-35.7	-30.4	2.8	4.4	1.0	1.8	0.9	1.5
564, 569	Other apparel, accessory stores -----	-	(D)	-76.8	-	-	0.2	(D)	0.1	(D)
57	Furniture, home furnishings, equipment stores -----	0.9	3.0	2.8	11.0	8.6	6.4	6.8	5.6	6.1
5712	Furniture stores -----	-13.6	-11.8	-11.1	6.2	5.6	3.6	4.5	3.1	3.9
5713-15, 19	Other home furnishings stores -----	-	(D)	(D)	-	-	0.6	(D)	0.4	(D)
572, 573	Household appliance, radio, television, music stores -----	27.9	(D)	(D)	4.9	3.0	2.2	(D)	2.1	(D)
58	Eating, drinking places -----	-15.9	-4.9	-1.0	4.7	4.4	4.7	5.5	5.1	5.8
5812	Eating places -----	-7.4	-2.2	1.2	4.3	3.6	4.0	4.6	4.2	4.6
5813	Drinking places (alcoholic beverages) -----	-55.0	-18.4	-9.6	0.5	0.8	0.7	0.9	1.0	11.2
59 pt. (591)	Drug stores, proprietary stores -----	-12.7	4.2	11.3	2.6	2.3	3.7	3.9	3.6	3.6
59 ex. 591	Other retail stores ⁴ -----	-38.5	-11.7	2.8	7.6	9.7	6.5	8.1	6.8	7.4
592	Liquor stores -----	(D)	18.8	32.6	0.5	(D)	2.0	1.9	2.2	1.9
594	Book, stationery stores -----	-14.6	(D)	79.7	0.2	0.2	0.2	(D)	0.1	0.1
595	Sporting goods stores, bicycle shops -----	(D)	233.5	122.8	0.8	(D)	0.5	0.2	0.4	0.2
597	Jewelry stores -----	-44.6	-36.0	-35.9	2.2	3.1	0.8	1.3	0.6	1.1
5992	Florists -----	(D)	8.4	2.0	0.4	(D)	0.4	0.4	0.3	0.3
5996	Camera, photographic supply stores -----	(D)	(D)	(D)	(D)	(D)	(D)	(D)	(D)	(D)
	SELECTED SERVICES									
7011	Hotels, motels -----	-32.9	(D)	-14.7	(x)	(x)	(x)	(x)	(x)	(x)
783	Motion picture theaters -----	(D)	(D)	(D)	(x)	(x)	(x)	(x)	(x)	(x)

Standard Notes: - Represents zero. (D) Withheld to avoid disclosure. (NA) Not available. (X) Not applicable. (-) Minus before number denotes decrease.
¹1958 group totals for SIC 53 and 56 may include data for "nonemployer" establishments which could not be classified and tabulated by detailed kinds of business.
²Excludes nonstore retailers (i.e., mail order, direct selling, merchandise vending machine operators) part of SIC 53.
³1958 data limited to "employer" establishments.
⁴Includes data for those kinds of business in SIC 59 (ex. 591) not covered in any of the lines below.

TABLE 5. CBD Sales as Percent of City and SMSA Sales: 1963 and 1958

SIC code	Kind of business	Central business district sales as—			
		Percent of city sales		Percent of standard metropolitan statistical area sales	
		1963	1958	1963	1958
	RETAIL STORES				
	Total ² -----	26.0	36.7	20.3	29.1
52	Lumber, building materials, hardware, farm equipment dealers -----	12.9	10.0	9.4	7.8
5251	Hardware stores -----	(D)	(D)	(D)	7.5
52 ex. 5251	Other -----	(D)	(D)	(D)	7.9
53 part ²	General merchandise group stores ^{1,2} -----	30.0	84.7	25.5	71.0
531	Department stores -----	(D)	100.0	(D)	100.0
533	Limited price variety stores -----	70.4	(D)	41.5	53.1
539	Miscellaneous general merchandise stores -----	(D)	(D)	(D)	8.2
54	Food stores -----	2.2	3.5	1.6	2.5
55 ex. 554	Automotive dealers -----	34.3	38.4	26.9	29.7
55 pt. (554)	Gasoline service stations -----	3.1	4.9	2.1	0.3
56	Apparel, accessory stores ¹ -----	65.6	80.7	60.3	76.0
561, 567	Men's, boys' apparel stores, custom tailors -----	77.0	91.4	72.5	79.1
562-3, 568	Women's clothing, specialty stores -----	51.2	(D)	48.4	78.5
562	Women's ready-to-wear stores ³ -----	64.1	84.8	60.5	82.2
565	Family clothing stores ³ -----	80.2	(D)	71.7	74.0
566	Shoe stores -----	69.5	89.8	61.5	85.8
564, 569	Other apparel, accessory stores -----	-	(D)	-	(D)
57	Furniture, home furnishings, equipment stores -----	45.1	46.1	40.3	41.0
5712	Furniture stores -----	44.4	45.0	40.9	42.0
5713-15, 19	Other home furnishings stores -----	-	(D)	-	(D)
572, 573	Household appliance, radio, television, music stores -----	58.1	(D)	48.1	(D)
58	Eating, drinking places -----	26.1	29.5	18.7	22.1
5812	Eating places -----	27.6	29.2	20.9	22.8
5813	Drinking places (alcoholic beverages) -----	17.3	31.4	9.5	19.2
59 pt. (591)	Drug stores, proprietary stores -----	18.4	21.9	14.7	18.7
59 ex. 591	Other retail stores ⁴ -----	30.7	44.1	22.9	38.3
592	Liquor stores -----	6.9	(D)	4.9	(D)
594	Book, stationery stores -----	30.1	(D)	30.1	(D)
595	Sporting goods stores, bicycle shops -----	43.6	(D)	41.3	(D)
597	Jewelry stores -----	75.8	87.7	72.4	83.8
5992	Florists -----	26.8	(D)	24.5	(D)
5996	Camera, photographic supply stores -----	(D)	(D)	(D)	(D)
	SELECTED SERVICES				
7011	Hotels, motels -----	90.5	(D)	36.9	46.9
783	Motion picture theaters -----	(D)	(D)	(D)	(D)

Standard Notes: - Represents zero. (D) Withheld to avoid disclosure. (NA) Not available.

¹1958 group totals for SIC 53 and 56 may include data for "nonemployer" establishments which could not be classified and tabulated by detailed kinds of business.

²Excludes nonstore retailers (i.e., mail order, direct selling, merchandise vending machine operators) part of SIC 53.

³1958 data limited to "employer" establishments.

⁴Includes data for those kinds of business in SIC 59 (ex. 591) not covered in any of the lines below.

TABLE 6. Other Major Retail Centers in the SMSA: 1963

MRC No. 1. Includes planned center known as "Shreve City" on Shreveport-Barksdale Hwy. from Knight St. to the Red River (Caddo Parish).

SIC code	Kind of business	Total	SIC code	Kind of business	Number of establishments
	Retail stores, total:				
	Number -----	29	55 ex. 554	Automotive Dealers -----	-
	Sales ----- \$1,000--	10 542	55 pt. (554)	Gasoline service stations -----	-
54, 58, 591	Convenience goods stores:		56	Apparel, accessory stores -----	11
	Number -----	4	561, 567	Men's, boys' apparel stores, custom tailors -----	1
	Sales ----- \$1,000--	2 983	562-3, 568	Women's clothing, specialty stores -----	6
53 part, 56, 57	Shopping goods stores:		562	Women's ready-to-wear stores -----	5
	Number -----	16	565	Family clothing stores -----	-
	Sales ----- \$1,000--	6 781	566	Shoe stores -----	3
52, 55, 59 ex. 591	All other stores:		564, 569	Other apparel, accessory stores -----	1
	Number -----	9	57	Furniture, home furnishings, equipment stores -----	2
	Sales ----- \$1,000--	778	5712	Furniture stores -----	-
		Number of establishments	5713-15, 19	Other home furnishings stores -----	-
			572, 573	Household appliance, radio, television, music stores -----	2
	Retail stores, total -----	29	58	Eating, drinking places -----	1
52	Lumber, building materials, hardware, farm equipment dealers -----	1	5812	Eating places -----	1
5251	Hardware stores -----	1	5813	Drinking places (alcoholic beverages) -----	-
52 ex. 5251	Other -----	-	59 pt. (591)	Drug stores, proprietary stores -----	1
53 part	General merchandise group stores -----	3	59 ex. 591	Other retail stores -----	8
531	Department stores -----	1	592	Liquor stores -----	1
533	Limited price variety stores -----	2	594	Book, stationery stores -----	2
539	Miscellaneous general merchandise stores -----	-	595	Sporting goods stores, bicycle shops -----	-
			597	Jewelry stores -----	1
54	Food stores -----	2	5992	Florists -----	-
			5996	Camera, photographic supply stores -----	1

Standard Notes: - Represents zero. (D) Withheld to avoid disclosure. (NA) Not available.

1888

Month	Day	Particulars	Debit	Credit	Balance
Jan	1	Balance forward			
Jan	2	...			
Jan	3	...			
Jan	4	...			
Jan	5	...			
Jan	6	...			
Jan	7	...			
Jan	8	...			
Jan	9	...			
Jan	10	...			
Jan	11	...			
Jan	12	...			
Jan	13	...			
Jan	14	...			
Jan	15	...			
Jan	16	...			
Jan	17	...			
Jan	18	...			
Jan	19	...			
Jan	20	...			
Jan	21	...			
Jan	22	...			
Jan	23	...			
Jan	24	...			
Jan	25	...			
Jan	26	...			
Jan	27	...			
Jan	28	...			
Jan	29	...			
Jan	30	...			
Jan	31	...			
Feb	1	...			
Feb	2	...			
Feb	3	...			
Feb	4	...			
Feb	5	...			
Feb	6	...			
Feb	7	...			
Feb	8	...			
Feb	9	...			
Feb	10	...			
Feb	11	...			
Feb	12	...			
Feb	13	...			
Feb	14	...			
Feb	15	...			
Feb	16	...			
Feb	17	...			
Feb	18	...			
Feb	19	...			
Feb	20	...			
Feb	21	...			
Feb	22	...			
Feb	23	...			
Feb	24	...			
Feb	25	...			
Feb	26	...			
Feb	27	...			
Feb	28	...			
Feb	29	...			
Feb	30	...			
Feb	31	...			

Additional text at the bottom of the page, possibly a signature or a note.

South Bend, Ind., SMSA

CONTENTS

[Page numbers listed here omit the chapter prefix, 97-, which appears as part of number for each page]

	page
Standard Metropolitan Statistical Area Map	1
Chart on Retail Sales: 1963 and 1958	3
TABLE 1 The Central Business District: 1963 and 1958	4
2 The City: 1963 and 1958	5
3 The Standard Metropolitan Statistical Area: 1963 and 1958	6
4 CBD, City, SMSA—Sales Comparisons: 1958 and 1963	7
5 CBD Sales as Percent of City and SMSA Sales: 1963 and 1958	8
6 Other Major Retail Centers in the SMSA: 1963	9

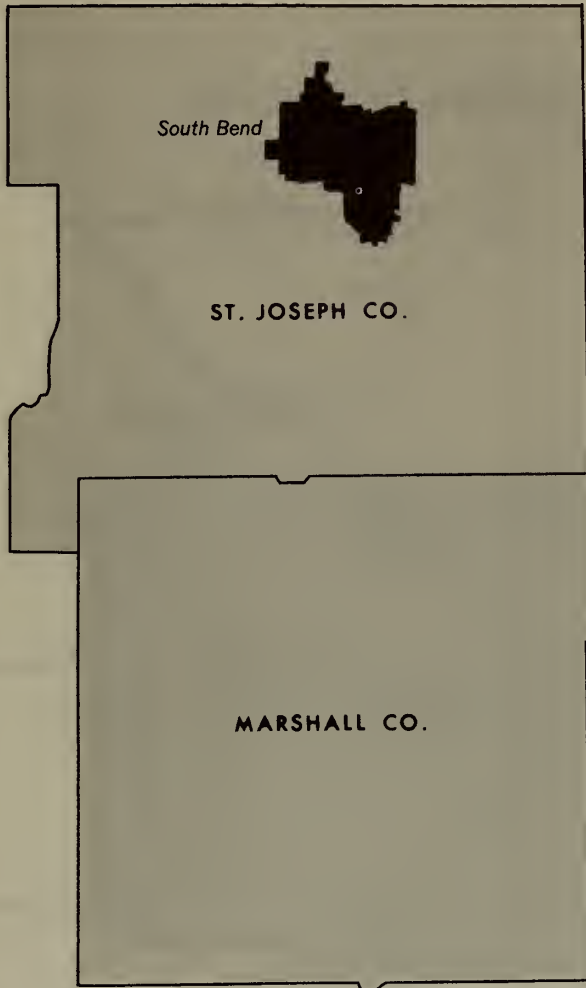
THE UNIVERSITY OF CHICAGO

1950

THE UNIVERSITY OF CHICAGO
DEPARTMENT OF CHEMISTRY
5408 SOUTH DIVISION STREET
CHICAGO, ILLINOIS 60637

SOUTH BEND, IND.

Standard Metropolitan Statistical Area, Central Business District, and Major Retail Centers

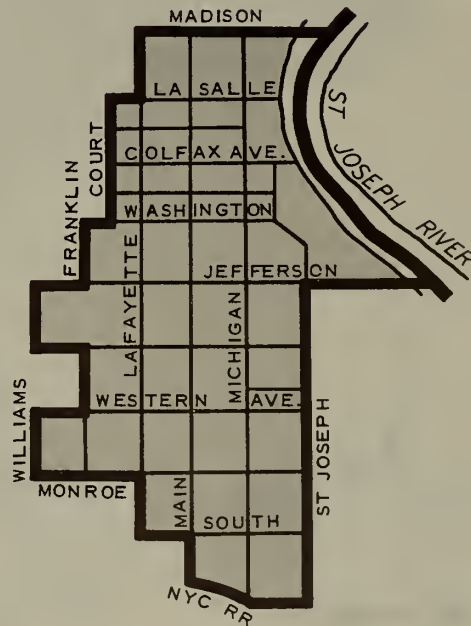
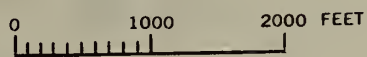


STANDARD METROPOLITAN
STATISTICAL AREA
& CENTRAL CITY



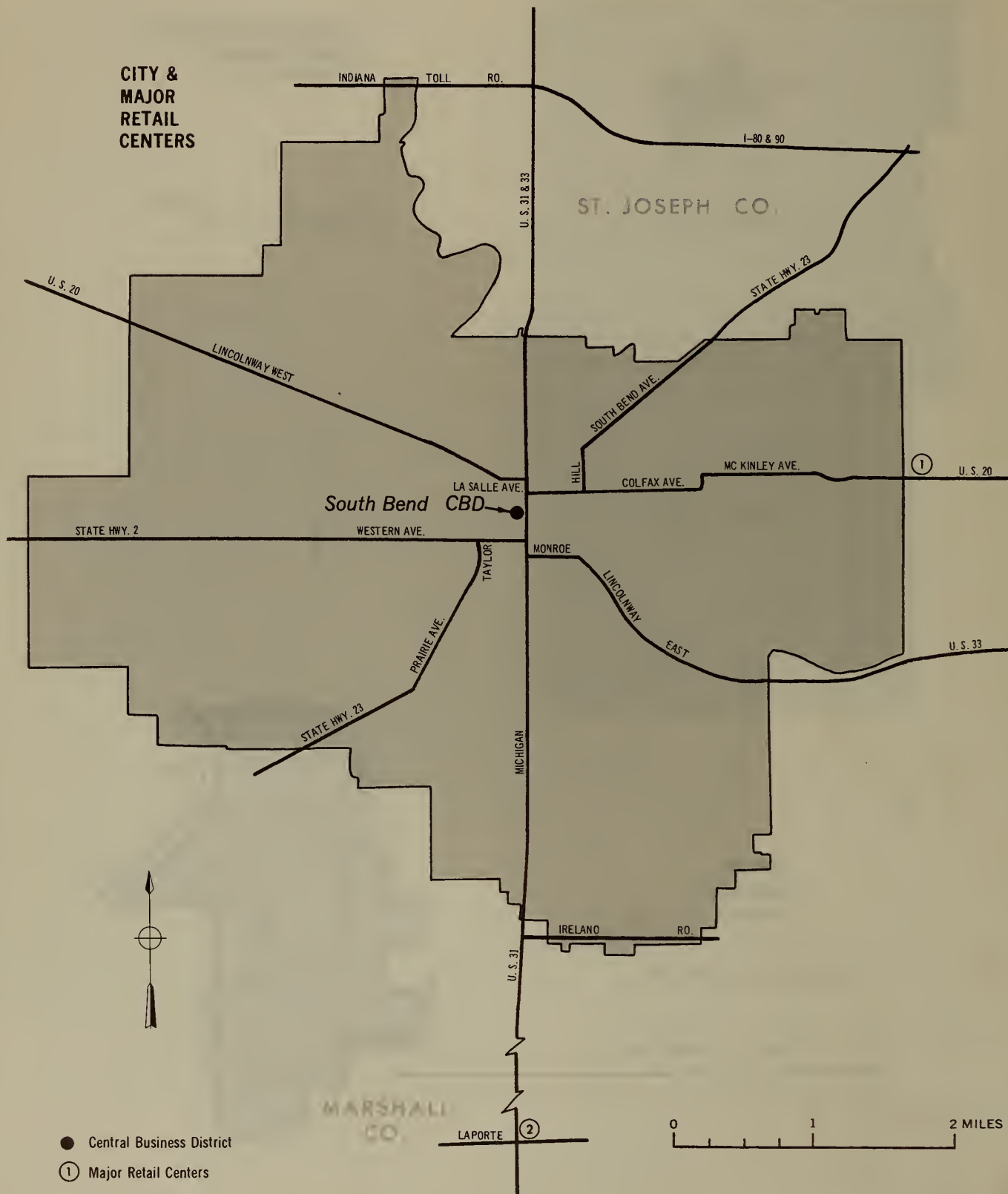
CENTRAL
BUSINESS
DISTRICT

Comprising Census Tract 18




SOUTH BEND, IND.

Standard Metropolitan Statistical Area, Central Business District, and Major Retail Centers

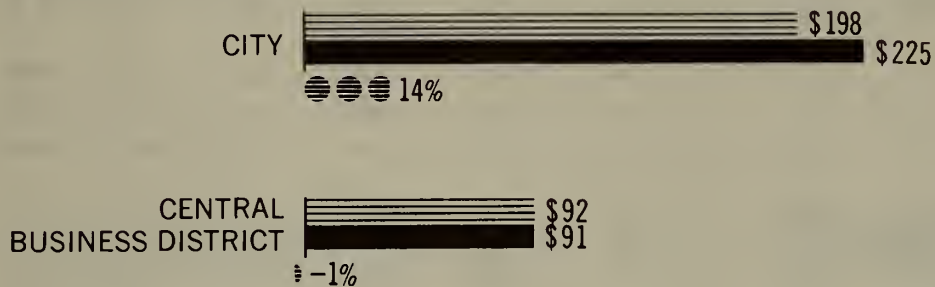


South Bend SMSA


Retail Sales: 1958 and 1963 IN MILLIONS OF DOLLARS



South Bend



Percent Change in Sales, 1958-1963 by Types of Stores



1963 CENSUS OF BUSINESS, U.S. Department of Commerce, Bureau of the Census

TABLE 1. The Central Business District: 1963 and 1958

SIC code	Kind of business	1963				1958 ¹		
		Estab- lish- ments	Sales	Payroll, entire year	Paid employees, workweek ended nearest Nov. 15	Estab- lish- ments	Sales	Payroll, entire year
		(number)	(\$1,000)	(\$1,000)	(number)	(number)	(\$1,000)	(\$1,000)
	RETAIL STORES							
	Total ^{2,f} -----	240	90 994	13 980	3 899	296	92 173	14 464
52	Lumber, building materials, hardware, farm equip- ment dealers -----	8	879	181	51	9	1 739	320
5251	Hardware stores -----	3	(D)	(D)	(D)	2	(D)	(D)
52 ex. 5251	Other -----	5	(D)	(D)	(D)	7	(D)	(D)
53 part ³	General merchandise group stores ² -----	11	32 889	5 721	1 705	14	32 754	5 815
531	Department stores -----	4	(D)	(D)	(D)	6	29 468	5 228
533	Limited price variety stores -----	2	(D)	(D)	(D)	4	3 133	558
539	Miscellaneous general merchandise stores -----	5	517	101	28	4	153	29
54	Food stores -----	18	4 117	455	133	11	6 161	470
55 ex. 554	Automotive dealers -----	14	26 420	2 802	457	20	20 422	2 322
55 pt. (554)	Gasoline service stations -----	6	634	65	19	6	550	51
56	Apparel, accessory stores -----	50	10 430	1 802	628	69	11 021	1 871
561, 567	Men's, boys' apparel stores, custom tailors -----	10	2 140	361	145	12	2 416	461
562-3, 568	Women's clothing, specialty stores -----	20	5 951	1 069	367	31	5 437	989
562	Women's ready-to-wear stores ³ -----	9	4 984	925	312	13	4 505	827
565	Family clothing stores ³ -----	1	(D)	(D)	(D)	4	(D)	(D)
566	Shoe stores -----	18	1 680	260	71	20	2 153	282
564, 569	Other apparel, accessory stores -----	1	(D)	(D)	(D)	2	(D)	(D)
57	Furniture, home furnishings, equipment stores ^f -----	25	5 158	921	195	29	6 476	1 217
5712	Furniture stores ^f -----	4	2 406	569	94	5	2 870	646
5713-15, 19	Other home furnishings stores -----	6	897	109	40	8	1 608	252
572, 573	Household appliance, radio, television, music stores -----	15	1 855	243	61	16	1 998	319
58	Eating, drinking places -----	48	3 749	1 011	442	55	3 847	998
5812	Eating places -----	36	3 148	928	406	36	2 998	859
5813	Drinking places (alcoholic beverages) -----	12	601	83	36	19	849	139
59 pt. (591)	Drug stores, proprietary stores -----	4	2 741	272	55	8	3 289	457
59 ex. 591	Other retail stores ⁴ -----	56	3 977	750	214	75	5 914	943
592	Liquor stores -----	4	143	3	2	3	104	3
594	Book, stationery stores -----	5	309	57	15	4	745	188
595	Sporting goods stores, bicycle shops -----	2	(D)	(D)	(D)	4	410	55
597	Jewelry stores -----	13	1 100	231	53	19	1 241	225
5992	Florists -----	3	(D)	(D)	(D)	3	179	27
5996	Camera, photographic supply stores -----	1	(D)	(D)	(D)	3	1 073	121
	SELECTED SERVICES							
7011	Hotels, motels -----	7	1 278	560	196	9	2 227	827
783	Motion picture theaters -----	4	779	191	78	5	765	205

Standard Notes: - Represents zero. (D) Withheld to avoid disclosure. (NA) Not available. ^f1958 data revised.

¹1958 group totals for SIC 53 and 56 may include data for "nonemployer" establishments which could not be classified and tabulated by detailed kinds of business.

²Excludes nonstore retailers (i.e., mail order, direct selling, merchandise vending machine operators) part of SIC 53.

³1958 data limited to "employer" establishments.

⁴Includes data for those kinds of business in SIC 59 (ex. 591) not covered in any of the lines below.

TABLE 2. The City: 1963 and 1958

SIC code	Kind of business	1963				1958 ¹		
		Estab- lish- ments (number)	Sales (\$1,000)	Payroll, entire year (\$1,000)	Paid employees, workweek ended nearest Nov. 15 (number)	Estab- lish- ments (number)	Sales (\$1,000)	Payroll, entire year (\$1,000)
	RETAIL STORES							
	Total ² -----	1 185	224 638	28 501	8 384	1 325	197 735	25 625
52	Lumber, building materials, hardware, farm equip- ment dealers -----	71	9 236	1 389	299	87	12 325	1 807
5251	Hardware stores -----	27	(D)	(D)	(D)	20	1 692	248
52 ex. 5251	Other -----	44	(D)	(D)	(D)	67	10 633	1 559
53 part ²	General merchandise group stores ² -----	59	41 210	6 375	1 954	40	34 185	5 947
531	Department stores -----	5	33 911	5 338	1 571	6	29 468	5 288
533	Limited price variety stores -----	41	4 563	746	285	20	4 027	655
539	Miscellaneous general merchandise stores -----	13	2 736	291	98	14	690	4
54	Food stores -----	184	45 046	3 360	1 028	228	42 783	2 666
55 ex. 554	Automotive dealers -----	58	46 363	4 559	770	66	30 251	3 225
55 pt. (554)	Gasoline service stations -----	166	14 026	1 220	423	170	12 255	1 141
56	Apparel, accessory stores -----	78	16 160	2 803	841	95	16 183	2 707
561, 567	Men's, boys' apparel stores, custom tailors -----	15	6 643	1 194	304	16	6 459	1 127
562-3, 568	Women's clothing, specialty stores -----	30	6 334	1 122	389	37	5 964	1 077
562	Women's ready-to-wear stores ³ -----	14	5 239	961	328	15	4 561	833
565	Family clothing stores ³ -----	6	795	103	40	12	(D)	(D)
566	Shoe stores -----	22	2 079	342	87	24	2 263	322
564, 569	Other apparel, accessory stores -----	5	309	42	21	4	(D)	(D)
57	Furniture, home furnishings, equipment stores -----	68	12 184	2 026	431	103	14 929	2 559
5712	Furniture stores -----	19	6 172	1 182	221	30	7 799	1 374
5713-15, 19	Other home furnishings stores -----	15	1 822	240	75	27	2 264	337
572, 573	Household appliance, radio, television, music stores -----	34	4 190	604	135	46	4 866	848
58	Eating, drinking places -----	273	18 396	3 787	1 746	273	14 006	2 917
5812	Eating places -----	162	13 135	3 211	1 495	164	9 629	2 370
5813	Drinking places (alcoholic beverages) -----	111	5 261	576	251	109	4 377	547
59 pt. (591)	Drug stores, proprietary stores -----	46	9 728	1 241	373	47	8 006	1 040
59 ex. 591	Other retail stores ⁴ -----	182	12 289	1 741	519	216	12 812	1 616
592	Liquor stores -----	43	2 866	178	85	42	2 221	(D)
594	Book, stationery stores -----	6	(D)	(D)	(D)	5	(D)	(D)
595	Sporting goods stores, bicycle shops -----	14	610	73	21	13	514	55
597	Jewelry stores -----	16	1 144	238	54	28	1 306	234
5992	Florists -----	13	617	85	30	20	544	56
5996	Camera, photographic supply stores -----	4	431	53	16	6	(D)	(D)
	SELECTED SERVICES							
7011	Hotels, motels -----	19	(D)	(D)	(D)	26	(D)	(D)
783	Motion picture theaters -----	5	834	209	87	9	(D)	(D)

Standard Notes: - Represents zero. (D) Withheld to avoid disclosure. (NA) Not available.
¹1958 group totals for SIC 53 and 56 may include data for "nonemployer" establishments which could not be classified and tabulated by detailed kinds of business.
²Excludes nonstore retailers (i.e., mail order, direct selling, merchandise vending machine operators) part of SIC 53.
³1958 data limited to "employer" establishments.
⁴Includes data for those kinds of business in SIC 59 (ex. 591) not covered in any of the lines below.

TABLE 3. The Standard Metropolitan Statistical Area: 1963 and 1958

SIC code	Kind of business	1963				1958 ¹		
		Estab- lish- ments (number)	Sales (\$1,000)	Payroll, entire year (\$1,000)	Paid employees, workweek ended nearest Nov. 15 (number)	Estab- lish- ments (number)	Sales (\$1,000)	Payroll, entire year (\$1,000)
	RETAIL STORES							
	Total ² -----	2 295	384 333	43 693	13 301	2 433	305 840	36 040
52	Lumber, building materials, hardware, farm equip- ment dealers -----	171	23 782	3 330	707	213	25 857	3 517
5251	Hardware stores -----	53	3 978	548	145	47	3 076	400
52 ex. 5251	Other -----	118	19 804	2 782	562	166	22 781	3 117
53 part ²	General merchandise group stores ² -----	107	57 211	8 012	2 610	77	38 135	6 464
531	Department stores -----	9	42 699	6 190	1 884	7	(D)	(D)
533	Limited price variety stores -----	65	8 291	1 251	538	34	5 435	862
539	Miscellaneous general merchandise stores -----	33	6 221	571	188	30	(D)	(D)
54	Food stores -----	345	81 902	5 616	1 866	395	69 101	4 139
55 ex. 554	Automotive dealers -----	124	81 410	7 224	1 256	137	52 138	5 215
55 pt. (554)	Gasoline service stations -----	356	30 788	2 594	874	357	24 247	2 011
56	Apparel, accessory stores -----	150	23 107	3 717	1 185	142	19 974	3 236
561, 567	Men's, boys' apparel stores, custom tailors -----	23	8 012	1 406	371	23	7 069	1 216
562-3, 568	Women's clothing, specialty stores -----	59	8 485	1 393	501	56	7 487	1 328
562	Women's ready-to-wear stores ³ -----	31	6 455	1 139	397	27	5 596	1 022
565	Family clothing stores ³ -----	18	2 554	336	138	17	1 880	204
566	Shoe stores -----	41	3 512	516	140	34	2 950	415
564, 569	Other apparel, accessory stores -----	9	544	66	35	8	554	73
57	Furniture, home furnishings, equipment stores ----	139	17 350	2 721	578	175	18 509	2 940
5712	Furniture stores -----	48	8 748	1 529	289	52	9 421	1 547
5713-15, 19	Other home furnishings stores -----	24	2 360	325	91	31	2 391	358
572, 573	Household appliance, radio, television, music stores -----	67	6 242	867	198	92	6 697	1 035
58	Eating, drinking places -----	486	29 273	5 861	2 815	485	22 509	4 493
5812	Eating places -----	303	20 765	4 936	2 408	320	15 634	3 668
5813	Drinking places (alcoholic beverages) -----	183	8 508	925	407	165	6 875	825
59 pt. (591)	Drug stores, proprietary stores -----	83	14 062	1 749	565	83	11 018	1 386
59 ex. 591	Other retail stores ⁴ -----	334	25 448	2 869	845	369	24 352	2 639
592	Liquor stores -----	53	3 366	217	98	55	2 560	136
594	Book, stationery stores -----	8	567	100	31	7	816	192
595	Sporting goods stores, bicycle shops -----	25	1 395	135	41	22	1 082	97
597	Jewelry stores -----	27	1 620	304	82	51	1 768	287
5992	Florists -----	23	1 065	168	61	32	859	105
5996	Camera, photographic supply stores -----	7	635	75	24	8	1 435	167
	SELECTED SERVICES							
7011	Hotels, motels -----	49	3 915	1 147	464	72	3 440	1 116
783	Motion picture theaters -----	12	1 134	274	126	17	1 402	389

Standard Notes: - Represents zero. (D) Withheld to avoid disclosure. (NA) Not available.

¹1958 group totals for SIC 53 and 56 may include data for "nonemployer" establishments which could not be classified and tabulated by detailed kinds of business.

²Excludes nonstore retailers (i.e., mail order, direct selling, merchandise vending machine operators) part of SIC 53.

³1958 data limited to "employer" establishments.

⁴Includes data for those kinds of business in SIC 59 (ex. 591) not covered in any of the lines below.

TABLE 4. CBD, City, SMSA—Sales Comparisons: 1958 and 1963

SIC code	Kind of business	Percent change in sales			Percent distribution of sales					
		Central business district	City	Standard metropolitan statistical area	Central business district		City		Standard metropolitan statistical area	
					1963	1958	1963	1958	1963	1958
RETAIL STORES										
	Total ² -----	-1.3	13.6	25.7	100.0	100.0	100.0	100.0	100.0	100.0
52	Lumber, building materials, hardware, farm equipment dealers -----	-49.5	-25.1	-8.0	1.0	1.9	4.1	6.2	6.2	8.5
5251	Hardware stores -----	(D)	(D)	29.3	(D)	(D)	(D)	0.9	1.0	1.0
52 ex. 5251	Other -----	(D)	(D)	-13.1	(D)	(D)	(D)	5.4	5.2	7.4
53 part ²	General merchandise group stores ^{1,2} -----	0.4	20.5	50.0	36.1	35.5	18.3	17.3	14.9	12.5
531	Department stores -----	(D)	15.1	(D)	(D)	32.0	15.1	14.9	11.1	(D)
533	Limited price variety stores -----	(D)	13.3	52.5	(D)	3.4	2.0	2.0	2.2	1.8
539	Miscellaneous general merchandise stores -----	237.9	296.5	(D)	0.6	0.2	1.2	0.3	1.6	(D)
54	Food stores -----	-33.2	5.3	18.5	4.5	6.7	20.1	21.6	21.3	22.6
55 ex. 554	Automotive dealers -----	29.4	53.3	56.1	29.0	22.2	20.6	15.3	21.2	17.0
55 pt. (554)	Gasoline service stations -----	15.3	14.5	27.0	0.7	0.6	6.2	6.2	8.0	7.9
56	Apparel, accessory stores ¹ -----	-5.4	-0.2	15.7	11.5	12.0	7.2	8.2	6.0	6.5
561, 567	Men's, boys' apparel stores, custom tailors -----	-11.4	2.8	13.3	2.4	2.6	3.0	3.3	2.1	2.3
562-3, 568	Women's clothing, specialty stores -----	9.5	6.2	13.3	6.5	5.9	2.8	3.0	2.2	2.4
562	Women's ready-to-wear stores ³ -----	10.6	14.9	15.4	5.5	4.9	2.3	2.3	1.7	1.8
565	Family clothing stores ³ -----	(D)	(D)	35.9	(D)	(D)	0.4	(D)	0.7	0.6
566	Shoe stores -----	-22.0	-8.1	19.1	1.8	2.3	0.9	1.1	0.9	1.0
564, 569	Other apparel, accessory stores -----	(D)	(D)	0.0	(D)	(D)	0.1	(D)	0.1	0.2
57	Furniture, home furnishings, equipment stores -----	-20.4	-18.4	-6.3	5.7	7.0	5.4	7.6	4.5	6.1
5712	Furniture stores -----	-16.2	-20.9	-7.2	2.6	3.1	2.7	3.9	2.3	3.1
5713-15, 19	Other home furnishings stores -----	-44.2	-19.5	-1.3	1.0	1.7	0.8	1.1	0.6	0.8
572, 573	Household appliance, radio, television, music stores -----	-7.2	-13.9	-6.8	2.0	2.2	1.9	2.5	1.6	2.2
58	Eating, drinking places -----	-2.6	31.3	30.1	4.1	4.2	8.2	7.1	7.6	7.4
5812	Eating places -----	5.0	36.4	32.8	3.5	3.3	5.8	4.9	5.4	5.1
5813	Drinking places (alcoholic beverages) -----	-29.2	20.2	23.8	0.7	0.9	2.3	2.2	2.2	2.2
59 pt. (591)	Drug stores, proprietary stores -----	-16.7	21.5	27.6	3.0	3.6	4.3	4.0	3.7	3.6
59 ex. 591	Other retail stores ⁴ -----	-32.8	-4.1	4.5	4.4	6.4	5.5	6.5	6.6	8.0
592	Liquor stores -----	37.5	29.0	31.5	0.2	0.1	1.3	1.1	0.9	0.8
594	Book, stationery stores -----	-58.5	(D)	-30.5	0.3	0.8	(D)	(D)	0.1	(D)
595	Sporting goods stores, bicycle shops -----	(D)	18.7	28.9	(D)	0.4	0.3	0.3	0.4	0.4
597	Jewelry stores -----	-11.4	-12.4	-8.4	1.2	1.3	0.5	0.7	0.4	0.6
5992	Florists -----	(D)	13.4	24.0	(D)	0.2	0.3	0.3	0.3	0.3
5996	Camera, photographic supply stores -----	(D)	(D)	-55.8	(D)	1.2	0.2	(D)	0.2	(D)
SELECTED SERVICES										
7011	Hotels, motels -----	-42.6	(D)	13.8	(X)	(X)	(X)	(X)	(X)	(X)
783	Motion picture theaters -----	1.8	(D)	-19.1	(X)	(X)	(X)	(X)	(X)	(X)

Standard Notes: - Represents zero. (D) Withheld to avoid disclosure. (NA) Not available. (X) Not applicable. (-) Minus sign before number denotes decrease.

¹1958 group totals for SIC 53 and 56 may include data for "nonemployer" establishments which could not be classified and tabulated by detailed kinds of business.

²Excludes nonstore retailers (i.e., mail order, direct selling, merchandise vending machine operators) part of SIC 53.

³1958 data limited to "employer" establishments.

⁴Includes data for those kinds of business in SIC 59 (ex. 591) not covered in any of the lines below.

TABLE 5. CBD Sales as Percent of City and SMSA Sales: 1963 and 1958

SIC code	Kind of business	Central business district sales as—			
		Percent of city sales		Percent of standard metropolitan statistical area sales	
		1963	1958	1963	1958
	RETAIL STORES				
	Total ² -----	40.5	46.6	23.7	30.1
52	Lumber, building materials, hardware, farm equipment dealers -----	9.5	14.1	3.7	6.7
5251	Hardware stores -----	(D)	(D)	(D)	(D)
52 ex. 5251	Other -----	(D)	(D)	(D)	(D)
53 part ²	General merchandise group stores ^{1,2} -----	79.8	95.8	57.5	85.9
531	Department stores -----	(D)	100.0	(D)	(D)
533	Limited price variety stores -----	(D)	77.8	(D)	57.6
539	Miscellaneous general merchandise stores -----	18.9	22.2	8.3	(D)
54	Food stores ¹ -----	9.1	14.4	5.0	8.9
55 ex. 554	Automotive dealers -----	57.0	67.5	32.5	39.2
55 pt. (554)	Gasoline service stations -----	4.5	4.5	2.1	2.3
56	Apparel, accessory stores -----	64.5	68.1	45.1	55.2
561, 567	Men's, boys' apparel stores, custom tailors -----	32.2	37.4	26.7	34.2
562-3, 568	Women's clothing, specialty stores -----	94.0	91.2	70.1	72.6
562	Women's ready-to-wear stores ³ -----	95.1	98.8	77.2	80.5
565	Family clothing stores ³ -----	(D)	(D)	(D)	(D)
566	Shoe stores -----	80.8	95.1	47.8	73.0
564, 569	Other apparel, accessory stores -----	(D)	(D)	(D)	(D)
57	Furniture, home furnishings, equipment stores -----	42.3	43.4	29.7	35.0
5712	Furniture stores -----	39.0	36.8	27.5	30.5
5713-15, 19	Other home furnishings stores -----	49.2	71.0	38.0	67.3
572, 573	Household appliance, radio, television, music stores -----	44.3	41.1	29.7	29.8
58	Eating, drinking places -----	20.4	27.5	12.8	17.1
5812	Eating places -----	24.0	31.1	15.2	19.2
5813	Drinking places (alcoholic beverages) -----	11.4	19.4	7.1	12.3
59 pt. (591)	Drug stores, proprietary stores -----	28.2	41.1	19.5	29.9
59 ex. 591	Other retail stores ⁴ -----	32.4	46.2	15.6	24.3
592	Liquor stores -----	5.0	4.7	4.3	4.1
594	Book, stationery stores -----	(D)	(D)	54.5	91.3
595	Sporting goods stores, bicycle shops -----	(D)	79.8	(D)	37.9
597	Jewelry stores -----	96.2	95.0	67.9	70.2
5992	Florists -----	(D)	32.9	(D)	20.8
5996	Camera, photographic supply stores -----	(D)	(D)	(D)	74.8
	SELECTED SERVICES				
7011	Hotels, motels -----	(D)	(D)	32.6	64.7
783	Motion picture theaters -----	93.4	(D)	68.7	54.6

Standard Notes: - Represents zero. (D) Withheld to avoid disclosure. (NA) Not available.

¹1958 group totals for SIC 53 and 56 may include data for "nonemployer" establishments which could not be classified and tabulated by detailed kinds of business.

²Excludes nonstore retailers (i.e., mail order, direct selling, merchandise vending machine operators) part of SIC 53.

³1958 data limited to "employer" establishments.

⁴Includes data for those kinds of business in SIC 59 (ex. 591) not covered in any of the lines below.

TABLE 6. Other Major Retail Centers in the SMSA: 1963

MRC No. 1 Includes the planned center known as "Town and Country Shopping Center" on Miracle Lane and establishments on W. McKinley Ave. from Hickory Rd. to Benton St. (Mishawaka city)

SIC code	Kind of business	Total	SIC code	Kind of business	Number of establishments
	Retail stores, total:				
	Number -----	35	55 ex. 554	Automotive Dealers -----	2
	Sales ----- \$1,000--	22 419	55 pt. (554)	Gasoline service stations -----	1
54, 58, 591	Convenience goods stores:			Apparel, accessory stores -----	12
	Number -----	7	56	Men's, boys' apparel stores, custom tailors -----	2
	Sales ----- \$1,000--	(0)	561, 567	Women's clothing, specialty stores -----	6
53 part, 56, 57	Shopping goods stores:		562-3, 568	Women's ready-to-wear stores -----	4
	Number -----	18	562	Family clothing stores -----	1
	Sales ----- \$1,000--	12 032	565	Shoe stores -----	3
			566	Other apparel, accessory stores -----	-
52, 55, 59 ex. 591	All other stores:		564, 569		
	Number -----	10	57	Furniture, home furnishings, equipment stores -----	1
	Sales ----- \$1,000--	(0)	5712	Furniture stores -----	-
			5713-15, 19	Other home furnishings stores -----	-
		Number of establishments	572, 573	Household appliance, radio, television, music stores -----	1
	Retail stores, total -----	35	58	Eating, drinking places -----	2
52	Lumber, building materials, hardware, farm equipment dealers -----	2	5812	Eating places -----	1
5251	Hardware stores -----	1	5813	Drinking places (alcoholic beverages) -----	1
52 ex. 5251	Other -----	1	59 pt. (591)	Drug stores, proprietary stores -----	1
53 part	General merchandise group stores -----	5	59 ex. 591	Other retail stores -----	5
531	Department stores -----	2	592	Liquor stores -----	-
533	Limited price variety stores -----	2	594	Book, stationery stores -----	1
539	Miscellaneous general merchandise stores -----	1	595	Sporting goods stores, bicycle shops -----	-
			597	Jewelry stores -----	1
			5992	Florists -----	-
54	Food stores -----	4	5996	Camera, photographic supply stores -----	1

MRC No. 2. Includes establishments in the area bounded by: Both sides of Washington, both sides of Michigan to Adams, both sides of Water, La Porte, both sides of Michigan to P. R.R., both sides of P. R.R., and Center (Plymouth, Marshall Co.)

SIC code	Kind of business	Total	SIC code	Kind of business	Number of establishments
	Retail stores, total:				
	Number -----	63	55 ex. 554	Automotive dealers -----	3
	Sales ----- \$1,000--	8 873	55 pt. (554)	Gasoline service stations -----	6
54, 58, 591	Convenience goods stores:			Apparel, accessory stores -----	9
	Number -----	16	56	Men's, boys' apparel stores, custom tailors -----	1
	Sales ----- \$1,000--	3 195	561, 567	Women's clothing, specialty stores -----	3
53 part, 56, 57	Shopping goods stores:		562-3, 568	Women's ready-to-wear stores -----	3
	Number -----	22	562	Family clothing stores -----	1
	Sales ----- \$1,000--	3 635	565	Shoe stores -----	3
			566	Other apparel, accessory stores -----	1
52, 55, 59 ex. 591	All other stores:		564, 569		
	Number -----	15	57	Furniture, home furnishings, equipment stores -----	7
	Sales ----- \$1,000--	2 043	5712	Furniture stores -----	3
		Number of establishments	5713-15, 19	Other home furnishings stores -----	-
			572, 573	Household appliance, radio, television, music stores -----	4
	Retail stores, total -----	63	58	Eating, drinking places -----	10
52	Lumber, building materials, hardware, farm equipment dealers -----	5	5812	Eating places -----	7
5251	Hardware stores -----	3	5813	Drinking places (alcoholic beverages) -----	3
52 ex. 5251	Other -----	2	59 pt. (591)	Drug stores, proprietary stores -----	2
53 part	General merchandise group stores -----	6	59 ex. 591	Other retail stores -----	11
531	Department stores -----	2	592	Liquor stores -----	-
533	Limited price variety stores -----	3	594	Book, stationery stores -----	-
539	Miscellaneous general merchandise stores -----	1	595	Sporting goods stores, bicycle shops -----	1
			597	Jewelry stores -----	3
			5992	Florists -----	-
54	Food stores -----	4	5996	Camera, photographic supply stores -----	-

Standard Notes: - Represents zero. (D) Withheld to avoid disclosure. (NA) Not available.

Date	Description	Debit	Credit
1890			
Jan 1	Balance		100.00
Jan 15	Wages	50.00	
Jan 30	Expenses	20.00	
Feb 15	Income		75.00
Feb 28	Expenses	15.00	
Mar 15	Wages	60.00	
Mar 31	Income		80.00
Apr 15	Expenses	30.00	
Apr 30	Wages	70.00	
May 15	Income		90.00
May 31	Expenses	40.00	
Jun 15	Wages	80.00	
Jun 30	Income		100.00
Jul 15	Expenses	50.00	
Jul 31	Wages	90.00	
Aug 15	Income		110.00
Aug 31	Expenses	60.00	
Sep 15	Wages	100.00	
Sep 30	Income		120.00
Oct 15	Expenses	70.00	
Oct 31	Wages	110.00	
Nov 15	Income		130.00
Nov 30	Expenses	80.00	
Dec 15	Wages	120.00	
Dec 31	Income		140.00
Total		1000.00	1000.00

Spokane, Wash., SMSA

CONTENTS

[Page numbers listed here omit the chapter prefix, 98-, which appears as part of number for each page]

	page
Standard Metropolitan Statistical Area Map	1
Chart on Retail Sales: 1963 and 1958	3
TABLE 1 The Central Business District: 1963 and 1958	4
2 The City: 1963 and 1958	5
3 The Standard Metropolitan Statistical Area: 1963 and 1958	6
4 CBD, City, SMSA—Sales Comparisons: 1958 and 1963	7
5 CBD Sales as Percent of City and SMSA Sales: 1963 and 1958	8
6 Other Major Retail Centers in the SMSA: 1963	9

MEMORANDUM

TO: THE SECRETARY OF THE ARMY

FROM:

THE CHIEF OF STAFF

SUBJECT:

PROPOSED REVISIONS TO THE

REGULATIONS GOVERNING THE

ISSUE OF RIFLES TO THE

INFANTRY REGIMENTS

1.

It is proposed that the

2.

regulations be revised to

3.

provide for the issue of

4.

rifles to the infantry

5.

regiments in accordance

6.

with the following

7.

provisions:

8.

(a) The issue of rifles

9.

shall be made to the

10.

infantry regiments

11.

in accordance with the

12.

following provisions:

13.

(b) The issue of rifles

14.

shall be made to the

15.

infantry regiments

16.

in accordance with the

17.

following provisions:

18.


(c) The issue of rifles

SPOKANE, WASH.

Standard Metropolitan Statistical Area, Central Business District, and Major Retail Centers

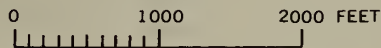


STANDARD METROPOLITAN
STATISTICAL AREA
& CENTRAL CITY



CENTRAL
BUSINESS
DISTRICT

Comprising Census Tracts 23 and 25




SPOKANE, WASH.

Standard Metropolitan Statistical Area, Central Business District, and Major Retail Centers




**CITY &
MAJOR
RETAIL
CENTERS**




- Central Business District
- ① Major Retail Centers

Spokane SMSA

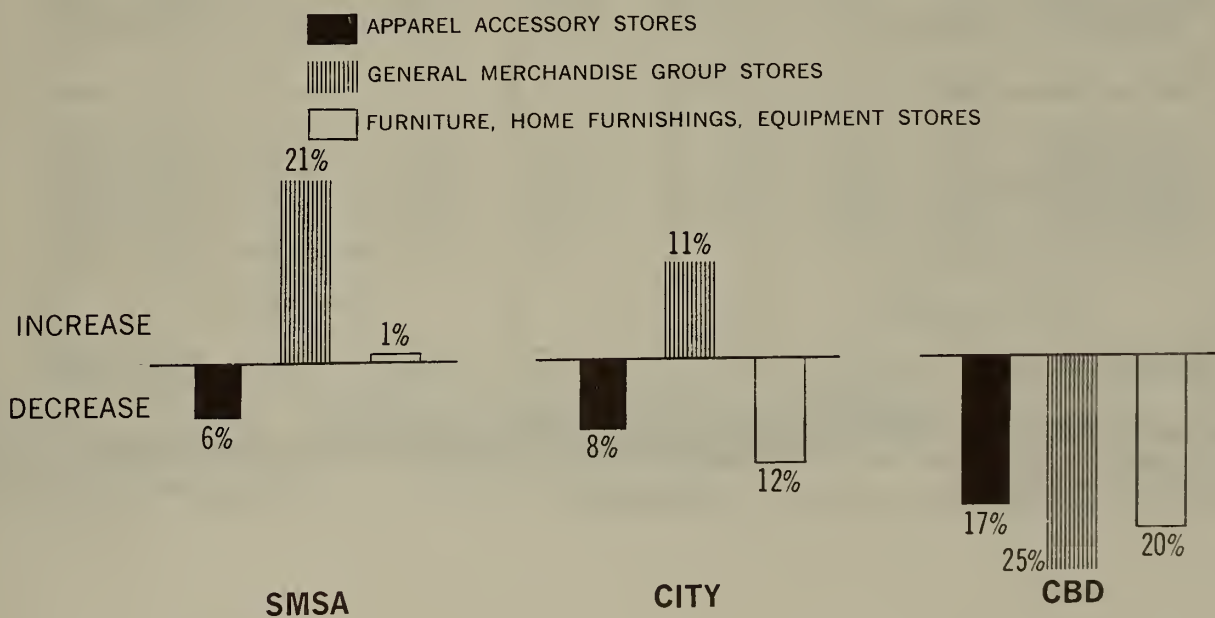
Retail Sales: 1958 and 1963 IN MILLIONS OF DOLLARS



Spokane



Percent Change in Sales, 1958-1963 by Types of Stores



1963 CENSUS OF BUSINESS, U.S. Department of Commerce, Bureau of the Census

TABLE 1. The Central Business District: 1963 and 1958

SIC code	Kind of business	1963				1958 ¹		
		Estab- lish- ments (number)	Sales (\$1,000)	Payroll, entire year (\$1,000)	Paid employees, workweek ended nearest Nov. 15 (number)	Estab- lish- ments (number)	Sales (\$1,000)	Payroll, entire year (\$1,000)
	RETAIL STORES							
	Total ² r -----	429	118 208	18 329	4 754	553	136 256	20 409
52	Lumber, building materials, hardware, farm equip- ment dealers -----	8	579	134	23	12	2 050	309
5251	Hardware stores -----	3	97	19	6	3	(D)	(D)
52 ex. 5251	Other -----	5	482	115	17	9	(D)	(D)
53 part ^r	General merchandise group stores ² -----	13	35 855	6 618	1 940	15	48 095	7 891
531	Department stores -----	4	31 722	5 733	1 605	5	42 183	6 832
533	Limited price variety stores -----	6	(D)	(D)	(D)	5	5 450	1 003
539	Miscellaneous general merchandise stores -----	3	(D)	(D)	(D)	5	462	56
54	Food stores -----	22	2 975	308	91	39	3 817	276
55 ex. 554	Automotive dealers ^r -----	29	38 772	4 337	702	30	32 582	3 895
55 pt. (554)	Gasoline service stations -----	31	2 367	329	81	30	2 337	281
56	Apparel, accessory stores -----	63	10 955	1 994	548	88	13 172	2 108
561, 567	Men's, boys' apparel stores, custom tailors -----	22	2 642	477	105	32	3 072	543
562-3, 568	Women's clothing, specialty stores -----	21	5 841	1 133	352	31	6 032	984
562	Women's ready-to-wear stores ³ -----	14	5 276	1 026	318	20	5 396	892
565	Family clothing stores ³ -----	2	(D)	(D)	(D)	1	(D)	(D)
566	Shoe stores -----	17	2 295	364	84	22	3 340	481
564, 569	Other apparel, accessory stores -----	1	(D)	(D)	(D)	2	(D)	(D)
57	Furniture, home furnishings, equipment stores -----	38	6 870	1 171	244	50	8 575	1 411
5712	Furniture stores -----	10	3 323	572	96	15	4 914	779
5713-15, 19	Other home furnishings stores -----	10	478	59	19	14	806	158
572, 573	Household appliance, radio, television, music stores -----	18	3 069	540	129	21	2 855	474
58	Eating, drinking places -----	114	6 465	1 617	655	158	7 917	1 873
5812	Eating places -----	68	4 837	1 360	520	86	5 202	1 524
5813	Drinking places (alcoholic beverages) -----	46	1 628	257	135	72	2 715	349
59 pt. (591)	Drug stores, proprietary stores -----	14	3 748	470	124	20	5 804	752
59 ex. 591	Other retail stores ⁴ -----	97	9 622	1 351	346	111	11 907	1 613
592	Liquor stores -----	4	(D)	(D)	(D)	6	(D)	(D)
594	Book, stationery stores -----	1	(D)	(D)	(D)	8	391	63
595	Sporting goods stores, bicycle shops -----	6	1 172	157	41	9	1 373	187
597	Jewelry stores -----	14	1 899	350	80	17	3 353	526
5992	Florists -----	6	237	52	14	8	564	109
5996	Camera, photographic supply stores -----	3	(D)	(D)	(D)	3	282	26
	SELECTED SERVICES							
7011	Hotels, motels -----	63	6 609	2 616	939	79	7 050	2 571
783	Motion picture theaters -----	7	704	180	62	8	791	209

Standard Notes: — Represents zero. (D) Withheld to avoid disclosure. (NA) Not available. ^r1958 data revised.

¹1958 group totals for SIC 53 and 56 may include data for "nonemployer" establishments which could not be classified and tabulated by detailed kinds of business.

²Excludes nonstore retailers (i.e., mail order, direct selling, merchandise vending machine operators) part of SIC 53.

³1958 data limited to "employer" establishments.

⁴Includes data for those kinds of business in SIC 59 (ex. 591) not covered in any of the lines below.

TABLE 2. The City: 1963 and 1958

SIC code	Kind of business	1963				1958 ¹		
		Estab-lish-ments (number)	Sales (\$1,000)	Payroll, entire year (\$1,000)	Paid employees, workweek ended nearest Nov. 15 (number)	Estab-lish-ments (number)	Sales (\$1,000)	Payroll, entire year (\$1,000)
	RETAIL STORES							
	Total ² -----	1 482	278 346	36 785	10 433	1 773	271 048	32 556
52	Lumber, building materials, hardware, farm equip- ment dealers -----	54	7 952	975	217	104	13 051	1 699
5251	Hardware stores -----	14	1 417	164	47	28	1 505	177
52 ex. 5251	Other -----	40	6 535	811	170	76	11 546	1 522
53 part ²	General merchandise group stores ² -----	39	57 134	9 960	2 950	45	51 269	8 275
531	Department stores -----	6	(D)	(D)	(D)	5	42 183	6 832
533	Limited price variety stores -----	15	6 892	1 473	563	22	7 371	1 288
539	Miscellaneous general merchandise stores -----	18	(D)	(D)	(D)	16	1 715	155
54	Food stores -----	218	61 087	5 092	1 400	294	62 294	4 224
55 ex. 554	Automotive dealers -----	110	49 736	5 392	917	97	40 936	4 250
55 pt. (554)	Gasoline service stations -----	263	17 669	1 714	583	290	16 429	1 387
56	Apparel, accessory stores -----	103	14 772	2 547	728	127	16 120	2 420
561, 567	Men's, boys' apparel stores, custom tailors -----	27	3 151	542	121	38	(D)	(D)
562-3, 568	Women's clothing, specialty stores -----	37	6 714	1 258	403	46	6 474	1 025
562	Women's ready-to-wear stores ³ -----	22	5 673	1 091	340	21	(D)	(D)
565	Family clothing stores ³ -----	7	(D)	(D)	(D)	6	1 980	238
566	Shoe stores -----	30	3 571	569	149	29	(D)	(D)
564, 569	Other apparel, accessory stores -----	2	(D)	(D)	(D)	4	317	45
57	Furniture, home furnishings, equipment stores -----	99	13 353	1 972	415	128	15 091	2 255
5712	Furniture stores -----	35	6 177	956	173	44	7 777	1 171
5713-15, 19	Other home furnishings stores -----	16	1 141	182	42	24	1 700	277
572, 573	Household appliance, radio, television, music stores -----	48	6 035	834	200	60	5 614	807
58	Eating, drinking places -----	310	17 995	4 361	1 915	365	14 876	3 346
5812	Eating places -----	206	13 433	3 686	1 611	236	9 775	2 722
5813	Drinking places (alcoholic beverages) -----	104	4 562	675	304	129	5 101	624
59 pt. (591)	Drug stores, proprietary stores -----	63	11 155	1 442	419	70	11 945	1 551
59 ex. 591	Other retail stores ⁴ -----	223	27 493	3 330	889	253	29 037	3 149
592	Liquor stores -----	11	(D)	(D)	(D)	9	5 953	220
594	Book, stationery stores -----	4	56	10	3	11	631	72
595	Sporting goods stores, bicycle shops -----	13	1 625	203	54	18	1 505	209
597	Jewelry stores -----	25	2 519	412	95	35	3 575	(D)
5992	Florists -----	18	649	148	55	18	855	150
5996	Camera, photographic supply stores -----	3	(D)	(D)	(D)	3	300	26
	SELECTED SERVICES							
7011	Hotels, motels [†] -----	89	7 939	3 013	1 079	112	9 670	(D)
783	Motion picture theaters -----	8	(D)	(D)	(D)	10	925	(D)

Standard Notes: - Represents zero. (D) Withheld to avoid disclosure. (NA) Not available. [†] 1958 data revised.
¹ 1958 group totals for SIC 53 and 56 may include data for "nonemployer" establishments which could not be classified and tabulated by detailed kinds of business.
² Excludes nonstore retailers (i.e., mail order, direct selling, merchandise vending machine operators) part of SIC 53.
³ 1958 data limited to "employer" establishments.
⁴ Includes data for those kinds of business in SIC 59 (ex. 591) not covered in any of the lines below.

TABLE 3. The Standard Metropolitan Statistical Area: 1963 and 1958

SIC code	Kind of business	1963				1958 ¹		
		Estab- lish- ments	Sales	Payroll, entire year	Paid employees, workweek ended nearest Nov. 15	Estab- lish- ments	Sales	Payroll, entire year
		(number)	(\$1,000)	(\$1,000)	(number)	(number)	(\$1,000)	(\$1,000)
	RETAIL STORES							
	Total ² -----	2 067	364 042	45 046	12 671	2 310	335 200	37 202
52	Lumber, building materials, hardware, farm equip- ment dealers -----	102	14 200	1 666	366	148	18 655	2 170
5251	Hardware stores -----	29	2 497	234	69	47	5 750	266
52 ex. 5251	Other -----	73	11 703	1 432	297	101	12 905	1 904
53 part ³	General merchandise group stores ² -----	60	64 547	10 568	3 102	72	53 516	8 461
531	Department stores -----	7	48 836	8 076	2 268	5	42 183	6 832
533	Limited price variety stores -----	25	7 435	1 521	583	29	(D)	(D)
539	Miscellaneous general merchandise stores -----	28	8 276	971	251	26	(D)	(D)
54	Food stores -----	302	84 676	7 041	1 892	378	79 362	5 048
55 ex. 554	Automotive dealers -----	161	70 800	7 189	1 267	143	59 835	5 489
55 pt. (554)	Gasoline service stations -----	379	26 359	2 508	848	391	22 582	1 874
56	Apparel, accessory stores -----	127	16 036	2 666	770	144	17 068	2 492
561, 567	Men's, boys' apparel stores, custom tailors -----	32	3 507	574	130	41	3 766	606
562-3, 568	Women's clothing, specialty stores -----	42	6 982	1 293	415	49	6 609	1 042
562	Women's ready-to-wear stores ³ -----	25	5 843	1 114	347	23	5 701	935
565	Family clothing stores ³ -----	16	1 499	174	54	13	(D)	(D)
566	Shoe stores -----	34	3 795	598	161	31	3 762	528
564, 569	Other apparel, accessory stores -----	3	253	27	10	6	(D)	(D)
57	Furniture, home furnishings, equipment stores -----	123	17 184	2 384	486	156	17 094	2 516
5712	Furniture stores -----	43	8 425	1 144	203	52	9 067	1 358
5713-15, 19	Other home furnishings stores -----	22	1 409	200	45	30	1 760	281
572, 573	Household appliance, radio, television, music stores -----	58	7 350	1 040	238	74	6 267	877
58	Eating, drinking places -----	431	23 137	5 444	2 411	476	18 908	3 807
5812	Eating places -----	295	17 515	4 632	2 042	321	12 796	3 075
5813	Drinking places (alcoholic beverages) -----	136	5 622	812	369	155	6 112	732
59 pt. (591)	Drug stores, proprietary stores -----	82	13 586	1 704	500	88	13 596	1 730
59 ex. 591	Other retail stores ⁴ -----	300	33 517	3 876	1 029	314	34 584	3 615
592	Liquor stores -----	19	(D)	(D)	(D)	13	6 855	5 135
594	Book, stationery stores -----	4	56	10	3	11	631	72
595	Sporting goods stores, bicycle shops -----	29	2 456	273	66	28	2 000	251
597	Jewelry stores -----	31	2 636	419	97	42	3 525	502
5992	Florists -----	24	736	163	60	18	855	150
5996	Camera, photographic supply stores -----	4	454	59	9	3	300	26
	SELECTED SERVICES							
7011	Hotels, motels -----	121	8 673	3 188	1 146	177	10 816	3 576
783	Motion picture theaters -----	15	(D)	(D)	(D)	17	1 439	(D)

Standard Notes: - Represents zero. (D) Withheld to avoid disclosure. (NA) Not available.

¹1958 group totals for SIC 53 and 56 may include data for "nonemployer" establishments which could not be classified and tabulated by detailed kinds of business.

²Excludes nonstore retailers (i.e., mail order, direct selling, merchandise vending machine operators) part of SIC 53.

³1958 data limited to "employer" establishments.

⁴Includes data for those kinds of business in SIC 59 (ex. 591) not covered in any of the lines below.

TABLE 4. CBD, City, SMSA—Sales Comparisons: 1958 and 1963

SIC code	Kind of business	Percent change in sales			Percent distribution of sales					
		Central business district	City	Standard metropolitan statistical area	Central business district		City		Standard metropolitan statistical area	
					1963	1958	1963	1958	1963	1958
RETAIL STORES										
	Total ² -----	-13.3	2.7	8.6	100.0	100.0	100.0	100.0	100.0	100.0
52	Lumber, building materials, hardware, farm equipment dealers -----	-71.8	-39.1	-23.9	0.5	1.5	2.9	4.8	3.9	5.6
5251	Hardware stores -----	(D)	-68.6	-56.6	0.1	(D)	0.5	0.5	0.7	1.7
52 ex. 5251	Other -----	(D)	-45.4	-9.3	0.4	(D)	2.3	4.3	3.2	3.8
53 part ²	General merchandise group stores ^{1,2} -----	-25.4	11.4	20.6	30.3	35.2	20.5	18.9	17.7	16.0
531	Department stores -----	-24.8	5.6	15.8	26.8	30.9	16.0	15.6	13.4	12.6
533	Limited price variety stores -----	(D)	-8.1	(D)	(D)	4.0	2.5	2.7	2.0	(D)
539	Miscellaneous general merchandise stores -----	(D)	232.2	(D)	(D)	0.3	2.0	0.6	2.3	(D)
54	Food stores -----	-22.1	-1.9	6.7	2.5	2.8	21.9	23.0	23.3	23.7
55 ex. 554	Automotive dealers -----	19.0	21.5	18.3	32.8	23.9	17.9	15.1	19.4	17.9
55 pt. (554)	Gasoline service stations -----	1.3	7.5	16.7	2.0	1.7	6.3	6.1	7.2	6.7
56	Apparel, accessory stores ¹ -----	-16.8	-8.4	-6.1	9.3	9.6	5.3	5.9	4.4	5.1
561, 567	Men's, boys' apparel stores, custom tailors -----	-14.0	(D)	-6.9	2.2	2.3	1.1	(D)	1.0	1.1
562-3, 568	Women's clothing, specialty stores -----	-3.2	3.7	5.6	4.9	4.4	2.4	2.4	1.9	2.0
562	Women's ready-to-wear stores ³ -----	-2.2	(D)	2.5	4.4	3.9	2.0	(D)	1.6	1.7
565	Family clothing stores ³ -----	(D)	(D)	(D)	(D)	(D)	(D)	0.7	0.4	(D)
566	Shoe stores -----	-31.3	(D)	0.9	2.0	2.5	1.3	(D)	1.0	1.1
564, 569	Other apparel, accessory stores -----	(D)	(D)	(D)	(D)	(D)	(D)	0.1	0.1	(D)
57	Furniture, home furnishings, equipment stores -----	-19.9	-11.5	0.5	6.0	6.3	4.8	5.6	4.7	5.1
5712	Furniture stores -----	-32.4	-20.6	-7.1	2.9	3.6	2.2	2.9	2.3	2.7
5713-15, 19	Other home furnishings stores -----	-40.7	-33.4	-19.6	0.4	0.6	0.4	0.6	0.4	0.5
572, 573	Household appliance, radio, television, music stores -----	7.5	7.5	17.3	2.7	2.1	2.2	2.1	2.0	1.9
58	Eating, drinking places -----	-18.4	21.0	22.3	5.5	5.8	6.5	5.5	6.4	5.6
5812	Eating places -----	-7.0	37.4	36.9	4.1	3.8	4.8	3.6	4.8	3.8
5813	Drinking places (alcoholic beverages) -----	-40.0	-11.0	-8.0	1.4	2.0	1.6	1.9	1.5	1.8
59 pt. (591)	Drug stores, proprietary stores -----	-35.4	-6.6	-0.1	3.2	4.3	4.0	4.4	3.7	4.1
59 ex. 591	Other retail stores ⁴ -----	-19.2	-5.3	-3.1	8.1	8.7	9.9	10.7	9.2	10.3
592	Liquor stores -----	(D)	(D)	(D)	(D)	(D)	(D)	2.2	(D)	2.0
594	Book, stationery stores -----	(D)	-91.1	-91.1	(D)	0.3	.0	0.2	.0	0.2
595	Sporting goods stores, bicycle shops -----	-14.6	8.0	22.8	1.0	1.0	0.6	0.6	0.7	0.6
597	Jewelry stores -----	-43.4	-29.5	-25.2	1.6	2.5	0.9	1.3	0.7	1.1
5992	Florists -----	-58.0	-24.1	-13.9	0.2	0.4	0.2	0.3	0.2	0.3
5996	Camera, photographic supply stores -----	(D)	(D)	51.3	(D)	0.2	(D)	0.1	0.1	0.1
SELECTED SERVICES										
7011	Hotels, motels -----	-6.3	-17.9	-19.8	(X)	(X)	(X)	(X)	(X)	(X)
783	Motion picture theaters -----	-11.0	(D)	(D)	(X)	(X)	(X)	(X)	(X)	(X)

Standard Notes: - Represents zero. (D) Withheld to avoid disclosure. (NA) Not available. (X) Not applicable. Minus sign (-) before number denotes decrease.
¹1958 group totals for SIC 53 and 56 may include data for "nonemployer" establishments which could not be classified and tabulated by detailed kinds of business.
²Excludes nonstore retailers (i.e., mail order, direct selling, merchandise vending machine operators) part of SIC 53.
³1958 data limited to "employer" establishments.
⁴Includes data for those kinds of business in SIC 59 (ex. 591) not covered in any of the lines below.

TABLE 5. CBD Sales as Percent of City and SMSA Sales: 1963 and 1958

SIC code	Kind of business	Central business district sales as—			
		Percent of city sales		Percent of standard metropolitan statistical area sales	
		1963	1958	1963	1958
	RETAIL STORES				
	Total ² -----	42.5	50.3	32.5	40.6
52	Lumber, building materials, hardware, farm equipment dealers ----	7.3	15.7	4.1	11.0
5251	Hardware stores -----	6.8	(D)	3.9	(D)
52 ex. 5251	Other -----	7.4	(D)	4.1	(D)
53 part ²	General merchandise group stores ^{1,2} -----	62.6	93.8	55.5	89.9
531	Department stores -----	71.2	100.0	65.0	100.0
533	Limited price variety stores -----	(D)	73.9	(D)	(D)
539	Miscellaneous general merchandise stores -----	(D)	26.9	(D)	(D)
54	Food stores -----	4.9	6.1	3.5	4.8
55 ex. 554	Automotive dealers -----	78.0	79.6	54.8	54.5
55 pt. (554)	Gasoline service stations -----	13.4	14.2	9.0	10.3
56	Apparel, accessory stores ¹ -----	74.2	81.7	68.3	77.2
561, 567	Men's, boys' apparel stores, custom tailors -----	83.8	(D)	75.3	81.6
562-3, 568	Women's clothing, specialty stores -----	87.0	93.2	83.7	91.3
562	Women's ready-to-wear stores ³ -----	93.0	(D)	90.3	94.7
565	Family clothing stores ³ -----	(D)	(D)	(D)	(D)
566	Shoe stores -----	64.3	(D)	60.4	88.8
564, 569	Other apparel, accessory stores -----	(D)	(D)	(D)	(D)
57	Furniture, home furnishings, equipment stores -----	51.4	56.8	40.0	50.2
5712	Furniture stores -----	53.8	63.2	39.4	54.2
5713-15, 19	Other home furnishings stores -----	41.9	47.4	33.9	45.8
572, 573	Household appliance, radio, television, music stores -----	50.9	50.9	41.8	45.6
58	Eating, drinking places -----	35.9	53.2	28.0	41.9
5812	Eating places -----	36.0	53.2	27.6	40.7
5813	Drinking places (alcoholic beverages) -----	35.7	53.2	29.0	44.4
59 pt. (591)	Drug stores, proprietary stores -----	33.6	48.6	27.6	42.7
59 ex. 591	Other retail stores ⁴ -----	35.0	41.0	28.7	34.4
592	Liquor stores -----	(D)	(D)	(D)	(D)
594	Book, stationery stores -----	(D)	62.0	(D)	62.0
595	Sporting goods stores, bicycle shops -----	72.1	91.2	47.7	68.7
597	Jewelry stores -----	75.4	93.8	72.0	95.1
5992	Florists -----	36.5	66.0	32.2	66.0
5996	Camera, photographic supply stores -----	(D)	94.0	(D)	94.0
	SELECTED SERVICES				
7011	Hotels, motels -----	83.2	72.9	76.2	65.2
783	Motion picture theaters -----	(D)	85.5	(D)	55.0

Standard Notes: - Represents zero. (D) Withheld to avoid disclosure. (NA) Not available.

¹1958 group totals for SIC 53 and 56 may include data for "nonemployer" establishments which could not be classified and tabulated by detailed kinds of business.

²Excludes nonstore retailers (i.e., mail order, direct selling, merchandise vending machine operators) part of SIC 53.

³1958 data limited to "employer" establishments.

⁴Includes data for those kinds of business in SIC 59 (ex. 591) not covered in any of the lines below.

TABLE 6. Other Major Retail Centers in the SMSA: 1963

MRC No. 1. Includes the planned center known as "Northtown Shopping Center" in the area bounded by: W. Queen Ave., Division, E. Crown Ave., Lidgerwood, E. Hoffman Ave., W. Hoffman Ave. extended, Atlantic Dr., Atlantic.

SIC code	Kind of business	Total	SIC code	Kind of business	Number of establishments
	Retail stores, total:				
	Number -----	52	55 ex. 554	Automotive Dealers -----	1
	Sales ----- \$1,000	25 971	55 pt. (554)	Gasoline service stations -----	6
54, 58, 591	Convenience goods stores:		56	Apparel, accessory stores -----	16
	Number -----	9	561, 567	Men's, boys' apparel stores, custom tailors -----	4
	Sales ----- \$1,000	5 206	562-3, 568	Women's clothing, specialty stores -----	7
53 part, 56, 57	Shopping goods stores:		562	Women's ready-to-wear stores -----	3
	Number -----	29	565	Family clothing stores -----	-
	Sales ----- \$1,000	19 411	566	Shoe stores -----	5
52, 55, 59 ex. 591	All other stores:		564, 569	Other apparel, accessory stores -----	-
	Number -----	14	57	Furniture, home furnishings, equipment stores -----	6
	Sales ----- \$1,000	1 354	5712	Furniture stores -----	-
		Number of establishments	5713-15, 19	Other home furnishings stores -----	3
			572, 573	Household appliance, radio, television, music stores -----	3
	Retail stores, total -----	52	58	Eating, drinking places -----	4
52	Lumber, building materials, hardware, farm equipment dealers -----	1	5812	Eating places -----	4
5251	Hardware stores -----	1	5813	Drinking places (alcoholic beverages) -----	-
52 ex. 5251	Other -----	-	59 pt. (591)	Drug stores, proprietary stores -----	3
53 part	General merchandise group stores -----	7	59 ex. 591	Other retail stores -----	6
531	Department stores -----	2	592	Liquor stores -----	-
533	Limited price variety stores -----	1	594	Book, stationery stores -----	-
539	Miscellaneous general merchandise stores -----	4	595	Sporting goods stores, bicycle shops -----	-
			597	Jewelry stores -----	2
			5992	Florists -----	1
54	Food stores -----	2	5996	Camera, photographic supply stores -----	-

MRC No. 2. Includes the planned center known as "Shadle Center" in the area bounded by: Wellesley Ave., Belt, Longfellow Ave., and Alberta.

SIC code	Kind of business	Total	SIC code	Kind of business	Number of establishments
	Retail stores, total:				
	Number -----	27	55 ex. 554	Automotive dealers -----	-
	Sales ----- \$1,000	6 652	55 pt. (554)	Gasoline service stations -----	1
54, 58, 591	Convenience goods stores:		56	Apparel, accessory stores -----	9
	Number -----	5	561, 567	Men's, boys' apparel stores, custom tailors -----	1
	Sales ----- \$1,000	3 152	562-3, 568	Women's clothing, specialty stores -----	4
53 part, 56, 57	Shopping goods stores:		562	Women's ready-to-wear stores -----	2
	Number -----	13	565	Family clothing stores -----	-
	Sales ----- \$1,000	3 097	566	Shoe stores -----	3
52, 55, 59 ex. 591	All other stores:		564, 569	Other apparel, accessory stores -----	1
	Number -----	9	57	Furniture, home furnishings, equipment stores -----	2
	Sales ----- \$1,000	403	5712	Furniture stores -----	1
		Number of establishments	5713-15, 19	Other home furnishings stores -----	1
			572, 573	Household appliance, radio, television, music stores -----	-
	Retail stores, total -----	27	58	Eating, drinking places -----	2
52	Lumber, building materials, hardware, farm equipment dealers -----	1	5812	Eating places -----	2
5251	Hardware stores -----	1	5813	Drinking places (alcoholic beverages) -----	-
52 ex. 5251	Other -----	-	59 pt. (591)	Drug stores, proprietary stores -----	1
53 part	General merchandise group stores -----	2	59 ex. 591	Other retail stores -----	7
531	Department stores -----	1	592	Liquor stores -----	-
533	Limited price variety stores -----	1	594	Book, stationery stores -----	1
539	Miscellaneous general merchandise stores -----	-	595	Sporting goods stores, bicycle shops -----	1
			597	Jewelry stores -----	1
			5992	Florists -----	-
54	Food stores -----	2	5996	Camera, photographic supply stores -----	-

Standard Notes: - Represents zero. (D) Withheld to avoid disclosure. (NA) Not available.

Faint section header or title text.

Faint paragraph of text.

Faint paragraph of text.

Faint paragraph of text.

Faint paragraph of text.

Faint paragraph of text.

Faint paragraph of text.

Faint paragraph of text.

Faint paragraph of text.

Faint paragraph of text.

Faint paragraph of text.

Faint paragraph of text.

Faint paragraph of text.

Faint paragraph of text.

Faint paragraph of text.

Faint paragraph of text.

Faint paragraph of text.

Faint paragraph of text.

Springfield-Chicopee-Holyoke Mass.-Conn., SMSA

CONTENTS

[Page numbers listed here omit the chapter prefix, 99-, which appears as part of number for each page]

	page
Standard Metropolitan Statistical Area Map	1
Chart on Retail Sales: 1963 and 1958	3
TABLE 1 The Central Business District: 1963 and 1958	4
2 The City: 1963 and 1958	5
3 The Standard Metropolitan Statistical Area: 1963 and 1958	6
4 CBD, City, SMSA—Sales Comparisons: 1958 and 1963	7
5 CBD Sales as Percent of City and SMSA Sales: 1963 and 1958	8
6 Other Major Retail Centers in the SMSA: 1963	9

Faint, illegible text at the top of the page, possibly a title or header.

Faint, illegible text on the right side of the page.

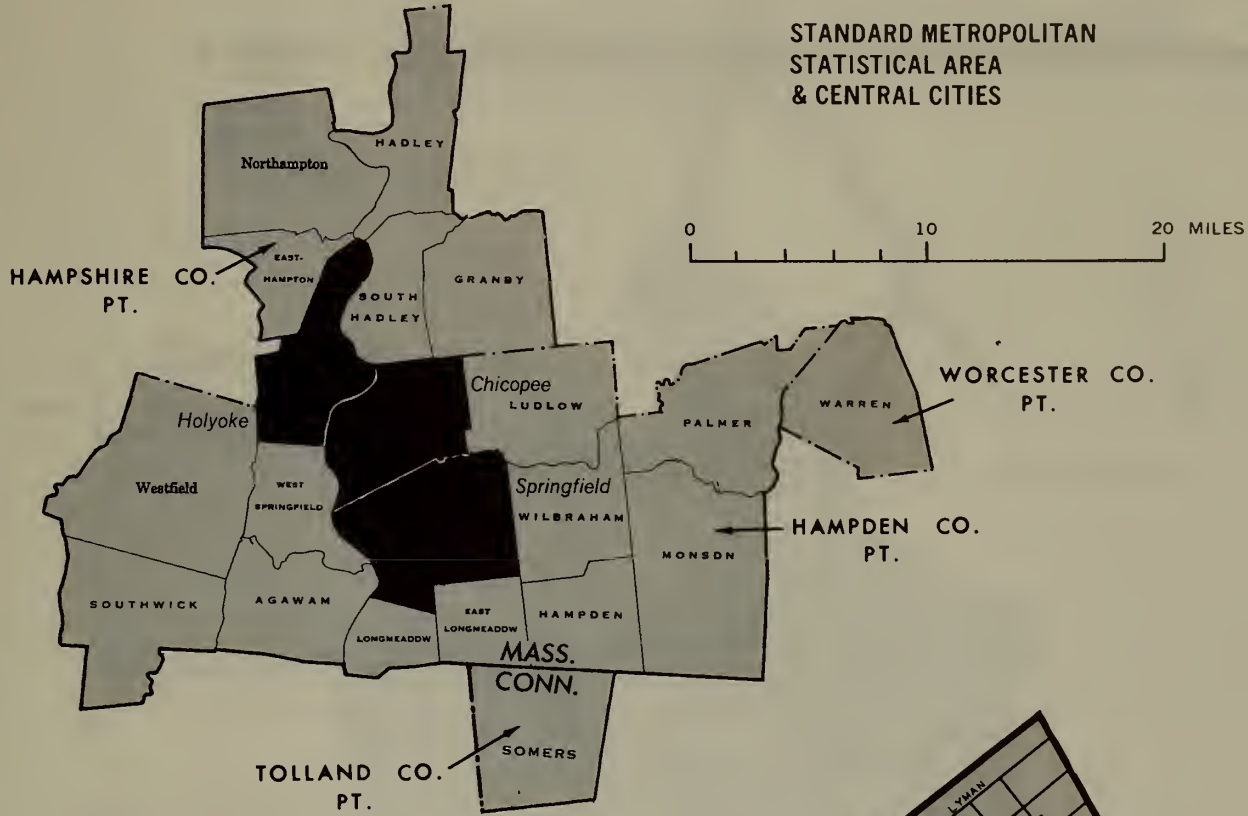
Faint, illegible text on the left side of the page.

Faint, illegible text in the center of the page.

A block of faint, illegible text in the lower middle section of the page.

SPRINGFIELD-CHICOPEE-HOLYOKE, MASS.-CONN.


Standard Metropolitan Statistical Area, Central Business District, and Major Retail Centers



SPRINGFIELD

CENTRAL BUSINESS DISTRICT

Comprising Census Tract 11-A




SPRINGFIELD-CHICOPEE-HOLYOKE, MASS.-CONN.

Standard Metropolitan Statistical Area, Central Business District, and Major Retail Centers



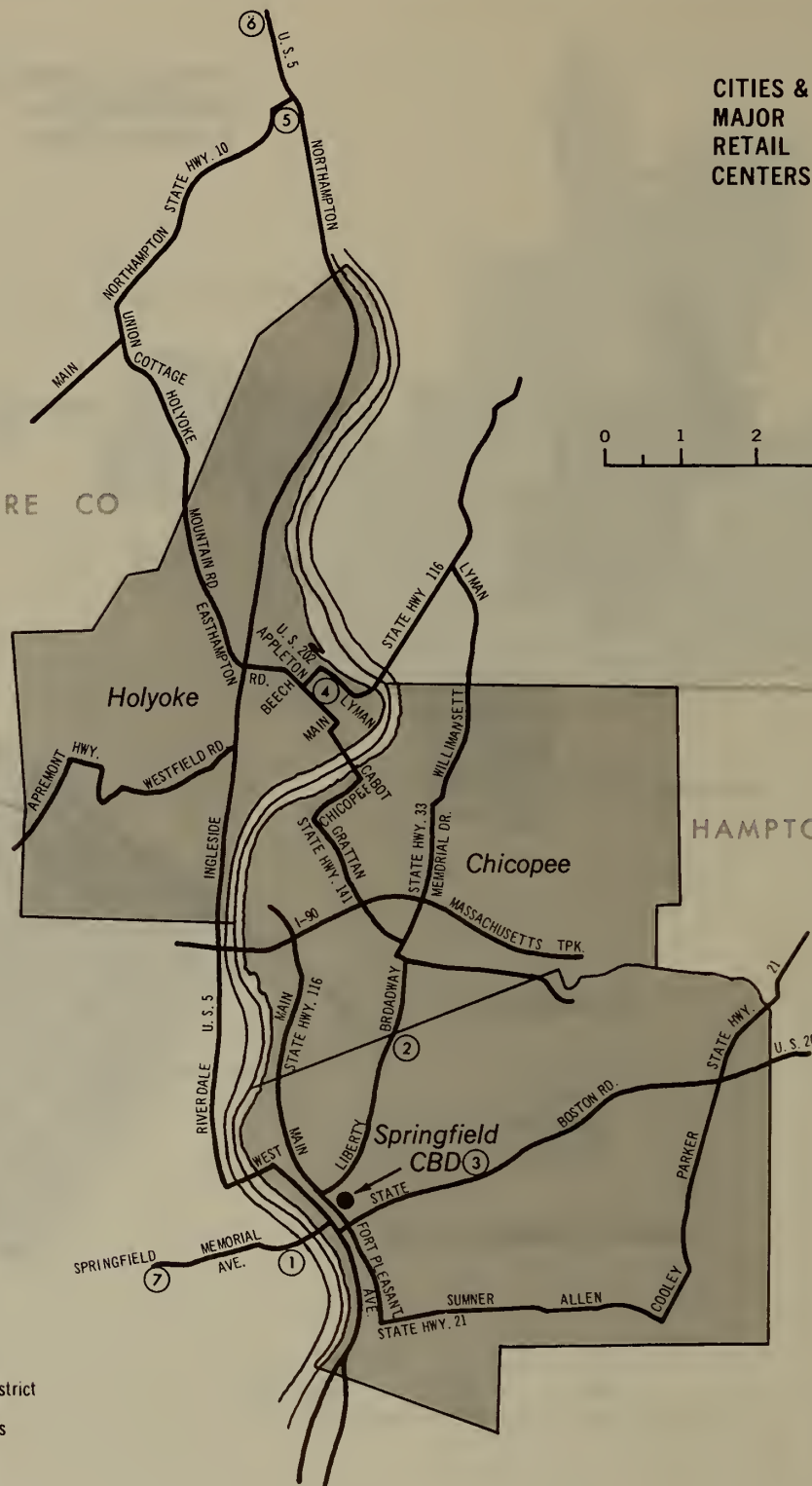
CITIES &
MAJOR
RETAIL
CENTERS



HAMPSHIRE CO

HAMPTON CO.

- Central Business District
- ① Major Retail Centers



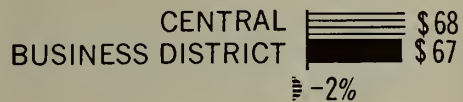
Springfield-Chicopee-Holyoke SMSA

Retail Sales: 1958 and 1963 IN MILLIONS OF DOLLARS

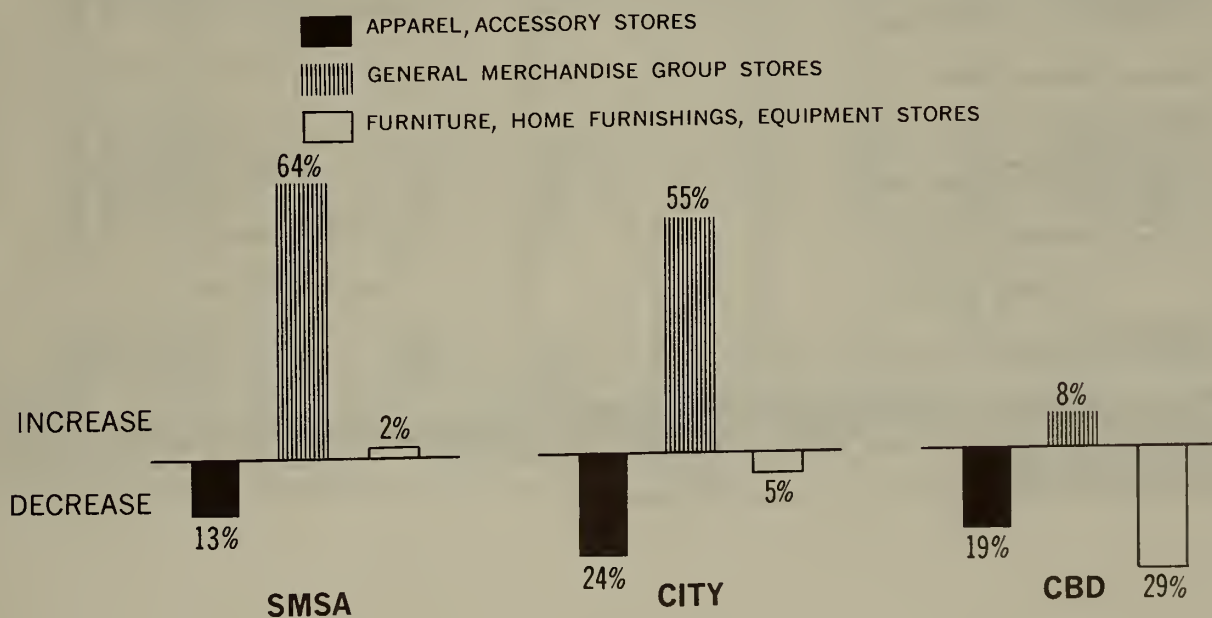


EACH SYMBOL = 5% CHANGE
 = 21%

Springfield



Percent Change in Sales, 1958-1963 by Types of Stores



1963 CENSUS OF BUSINESS, U.S. Department of Commerce, Bureau of the Census

TABLE 1. The Central Business District: 1963 and 1958

SIC code	Kind of business	1963				1958 ¹		
		Estab- lish- ments (number)	Sales (\$1,000)	Payroll, entire year (\$1,000)	Paid employees, workweek ended nearest Nov. 15 (number)	Estab- lish- ments (number)	Sales (\$1,000)	Payroll, entire year (\$1,000)
	RETAIL STORES							
	Total ² -----	273	67 098	12 511	4 239	343	68 211	12 207
52	Lumber, building materials, hardware, farm equip- ment dealers -----	2	(D)	(D)	(D)	3	(D)	(D)
5251	Hardware stores -----	1	(D)	(D)	(D)	-	-	-
52 ex. 5251	Other -----	1	(D)	(D)	(D)	3	(D)	(D)
53 part ¹	General merchandise group stores ² -----	11	32 124	6 190	2 264	12	29 679	5 622
531	Department stores -----	3	(D)	(D)	(D)	4	(D)	(D)
533	Limited price variety stores -----	3	3 993	1 166	295	3	2 932	578
539	Miscellaneous general merchandise stores -----	5	(D)	(D)	(D)	5	(D)	(D)
54	Food stores -----	14	3 843	395	135	17	3 266	289
55 ex. 554	Automotive dealers -----	4	(D)	(D)	(D)	4	1 617	236
55 pt. (554)	Gasoline service stations -----	3	577	60	22	7	336	27
56	Apparel, accessory stores -----	66	12 721	2 280	612	95	15 778	2 665
561, 567	Men's, boys' apparel stores, custom tailors -----	15	3 956	697	147	23	3 823	738
562-3, 568	Women's clothing, specialty stores -----	30	6 329	1 185	365	42	8 335	1 354
562	Women's ready-to-wear stores ³ -----	11	4 495	741	254	26	7 075	1 209
565	Family clothing stores ³ -----	1	(D)	(D)	(D)	3	(D)	(D)
566	Shoe stores -----	19	2 108	354	90	21	2 558	441
564, 569	Other apparel, accessory stores -----	1	(D)	(D)	(D)	4	(D)	(D)
57	Furniture, home furnishings, equipment stores -----	22	2 882	427	103	42	4 058	694
5712	Furniture stores -----	2	(D)	(D)	(D)	7	1 126	245
5713-15, 19	Other home furnishings stores -----	8	(D)	(D)	(D)	9	831	196
572, 573	Household appliance, radio, television, music stores -----	12	1 823	230	54	26	2 101	253
58	Eating, drinking places -----	65	5 537	1 526	651	81	5 031	1 251
5812	Eating places -----	45	4 542	1 295	578	56	4 052	1 061
5813	Drinking places (alcoholic beverages) -----	20	995	231	73	25	979	190
59 pt. (591)	Drug stores, proprietary stores -----	5	947	152	49	5	1 222	166
59 ex. 591	Other retail stores ⁴ -----	81	6 906	1 271	363	77	(D)	(D)
592	Liquor stores -----	4	616	67	18	5	650	76
594	Book, stationery stores -----	5	(D)	(D)	(D)	2	(D)	(D)
595	Sporting goods stores, bicycle shops -----	2	(D)	(D)	(D)	1	(D)	(D)
597	Jewelry stores -----	16	1 891	357	78	16	1 628	322
5992	Florists -----	4	377	82	25	3	(D)	(D)
5996	Camera, photographic supply stores -----	-	-	-	-	1	(D)	(D)
	SELECTED SERVICES							
7011	Hotels, motels -----	8	2 867	1 045	218	9	2 666	781
783	Motion picture theaters -----	5	1 015	265	118	7	1 250	307

Standard Notes: - Represents zero. (D) Withheld to avoid disclosure. (NA) Not available.

¹1958 group totals for SIC 53 and 56 may include data for "nonemployer" establishments which could not be classified and tabulated by detailed kinds of business.

²Excludes nonstore retailers (i.e., mail order, direct selling, merchandise vending machine operators) part of SIC 53.

³1958 data limited to "employer" establishments.

⁴Includes data for those kinds of business in SIC 59 (ex. 591) not covered in any of the lines below.

TABLE 2. The City: 1963 and 1958

SIC code	Kind of business	1963				1958 ¹		
		Estab- lish- ments	Sales	Payroll, entire year	Paid employees, workweek ended nearest Nov. 15	Estab- lish- ments	Sales	Payroll, entire year
		(number)	(\$1,000)	(\$1,000)	(number)	(number)	(\$1,000)	(\$1,000)
	RETAIL STORES							
	Total ² -----	1 502	274 687	35 544	10 666	1 755	247 649	30 562
52	Lumber, building materials, hardware, farm equip- ment dealers -----	58	8 717	1 291	274	77	11 309	1 323
5251	Hardware stores -----	26	2 074	322	78	(D)	(D)	(D)
52 ex. 5251	Other -----	32	6 643	969	196	55	(D)	(D)
53 part ³	General merchandise group stores ² -----	51	49 314	7 771	2 866	54	31 860	5 875
531	Department stores -----	8	41 996	6 120	2 385	5	(D)	(D)
533	Limited price variety stores -----	17	6 152	1 525	441	17	4 109	768
539	Miscellaneous general merchandise stores -----	26	1 166	126	40	32	(D)	(D)
54	Food stores -----	291	59 176	4 976	1 521	366	58 552	3 801
55 ex. 554	Automotive dealers -----	84	56 267	5 248	924	74	36 996	3 801
55 pt. (554)	Gasoline service stations -----	150	12 502	1 035	361	165	12 524	847
56	Apparel, accessory stores -----	127	20 367	3 180	900	163	26 922	3 977
561, 567	Men's, boys' apparel stores, custom tailors -----	33	5 845	937	223	37	5 728	971
562-3, 568	Women's clothing, specialty stores -----	50	7 186	1 335	412	70	10 524	1 618
562	Women's ready-to-wear stores ³ -----	21	5 289	891	297	39	9 034	1 466
565	Family clothing stores ³ -----	9	3 351	269	73	8	(D)	(D)
566	Shoe stores -----	32	3 463	562	148	35	3 663	597
564, 569	Other apparel, accessory stores -----	3	522	77	44	9	(D)	(D)
57	Furniture, home furnishings, equipment stores -----	104	14 305	2 336	480	141	15 038	2 490
5712	Furniture stores -----	30	5 082	1 009	170	45	6 455	1 261
5713-15, 19	Other home furnishings stores -----	33	2 519	412	94	30	2 323	408
572, 573	Household appliance, radio, television, music stores -----	41	6 704	915	216	66	6 260	821
58	Eating, drinking places -----	306	19 328	4 647	1 941	364	16 427	3 582
5812	Eating places -----	216	14 193	3 522	1 546	263	12 397	2 793
5813	Drinking places (alcoholic beverages) -----	90	5 135	1 125	395	101	4 030	789
59 pt. (591)	Drug stores, proprietary stores -----	76	9 932	1 463	461	78	9 706	1 208
59 ex. 591	Other retail stores ⁴ -----	255	24 779	3 597	938	273	28 315	3 658
592	Liquor stores -----	41	6 780	825	214	42	6 122	789
594	Book, stationery stores -----	9	1 722	391	145	5	(D)	(D)
595	Sporting goods stores, bicycle shops -----	12	562	52	18	9	343	29
597	Jewelry stores -----	26	2 147	373	86	28	2 220	399
5992	Florists -----	21	981	178	62	21	526	67
5996	Camera, photographic supply stores -----	-	-	-	-	4	776	107
	SELECTED SERVICES							
7011	Hotels, motels -----	21	(D)	(D)	(D)	28	(D)	(D)
783	Motion picture theaters -----	8	(D)	(D)	(D)	10	(D)	(D)

Standard Notes: - Represents zero. (D) Withheld to avoid disclosure. (NA) Not available.

¹1958 group totals for SIC 53 and 56 may include data for "nonemployer" establishments which could not be classified and tabulated by detailed kinds of business.

²Excludes nonstore retailers (i.e., mail order, direct selling, merchandise vending machine operators) part of SIC 53.

³1958 data limited to "employer" establishments.

⁴Includes data for those kinds of business in SIC 59 (ex. 591) not covered in any of the lines below.

TABLE 3. The Standard Metropolitan Statistical Area: 1963 and 1958

SIC code	Kind of business	1963				1958 ¹		
		Estab- lish- ments	Sales	Payroll, entire year	Paid employees, workweek ended nearest Nov. 15	Estab- lish- ments	Sales	Payroll, entire year
		(number)	(\$1,000)	(\$1,000)	(number)	(number)	(\$1,000)	(\$1,000)
	RETAIL STORES							
	Total ² -----	4 136	670 866	81 186	25 054	4 651	556 822	(NA)
52	Lumber, building materials, hardware, farm equip- ment dealers -----	208	30 083	4 509	934	254	31 809	(NA)
5251	Hardware stores -----	76	7 395	1 075	261	(NA)	(NA)	(NA)
52 ex. 5251	Other -----	132	22 688	3 434	673	(NA)	(NA)	(NA)
	General merchandise group stores ² -----	134	97 903	14 060	5 130	150	59 889	(NA)
53 part ²	Department stores -----	17	73 840	9 956	3 684	(NA)	(NA)	(NA)
531	Limited price variety stores -----	64	16 294	3 127	1 139	(NA)	(NA)	(NA)
533	Miscellaneous general merchandise stores -----	53	7 769	977	307	(NA)	(NA)	(NA)
539								
54	Food stores -----	755	168 576	13 682	4 378	939	151 346	(NA)
55 ex. 554	Automotive dealers -----	232	123 083	10 897	2 050	230	78 447	(NA)
55 pt. (554)	Gasoline service stations -----	431	37 508	3 116	1 090	448	31 725	(NA)
56	Apparel, accessory stores -----	299	37 718	5 957	1 756	376	43 479	(NA)
561, 567	Men's, boys' apparel stores, custom tailors -----	68	9 702	1 566	377	(NA)	(NA)	(NA)
562-3, 568	Women's clothing, specialty stores -----	117	13 753	2 489	807	(NA)	(NA)	(NA)
562	Women's ready-to-wear stores ³ -----	63	10 565	1 881	615	(NA)	(NA)	(NA)
565	Family clothing stores ³ -----	31	6 055	647	184	(NA)	(NA)	(NA)
566	Shoe stores -----	69	6 930	1 070	302	(NA)	(NA)	(NA)
564, 569	Other apparel, accessory stores -----	14	1 278	185	86	(NA)	(NA)	(NA)
57	Furniture, home furnishings, equipment stores -----	264	30 243	4 492	997	385	29 692	(NA)
5712	Furniture stores -----	93	13 218	2 153	395	(NA)	(NA)	(NA)
5713-15, 19	Other home furnishings stores -----	62	3 925	592	165	(NA)	(NA)	(NA)
572, 573	Household appliance, radio, television, music stores -----	109	13 100	1 747	437	(NA)	(NA)	(NA)
58	Eating, drinking places -----	880	51 105	12 056	5 215	923	39 413	(NA)
5812	Eating places -----	577	36 284	8 654	3 978	(NA)	(NA)	(NA)
5813	Drinking places (alcoholic beverages) -----	303	14 821	3 402	1 237	(NA)	(NA)	(NA)
59 pt. (591)	Drug stores, proprietary stores -----	200	24 295	3 564	1 189	201	22 593	(NA)
59 ex. 591	Other retail stores ⁴ -----	733	70 352	8 853	2 315	745	68 429	(NA)
592	Liquor stores -----	123	18 227	2 126	577	(NA)	(NA)	(NA)
594	Book, stationery stores -----	28	3 018	593	230	(NA)	(NA)	(NA)
595	Sporting goods stores, bicycle shops -----	45	1 873	152	51	(NA)	(NA)	(NA)
597	Jewelry stores -----	51	3 549	598	160	(NA)	(NA)	(NA)
5992	Florists -----	58	2 093	346	124	(NA)	(NA)	(NA)
5996	Camera, photographic supply stores -----	8	559	61	14	(NA)	(NA)	(NA)
	SELECTED SERVICES							
7011	Hotels, motels -----	73	9 018	3 031	950	(NA)	(NA)	(NA)
783	Motion picture theaters -----	29	(D)	(D)	(D)	29	3 153	(NA)

Standard Notes: - Represents zero. (D) Withheld to avoid disclosure. (NA) Not available.

¹1958 group totals for SIC 53 and 56 may include data for "nonemployer" establishments which could not be classified and tabulated by detailed kinds of business.²Excludes nonstore retailers (i.e., mail order, direct selling, merchandise vending machine operators) part of SIC 53.³1958 data limited to "employer" establishments.⁴Includes data for those kinds of business in SIC 59 (ex. 591) not covered in any of the lines below.

TABLE 4. CBD, City, SMSA—Sales Comparisons: 1958 and 1963

SIC code	Kind of business	Percent change in sales			Percent distribution of sales					
		Central business district	City	Standard metropolitan statistical area	Central business district		City		Standard metropolitan statistical area	
					1963	1958	1963	1958	1963	1958
	RETAIL STORES									
	Total ² -----	-1.6	10.9	20.5	100.0	100.0	100.0	100.0	100.0	100.0
52	Lumber, building materials, hardware, farm equipment dealers -----	(D)	-22.9	-5.4	(D)	(D)	3.2	4.6	4.5	5.7
5251	Hardware stores -----	(D)	(D)	(NA)	(D)	(D)	0.8	(D)	1.1	(NA)
52 ex. 5251	Other -----	(D)	(D)	(NA)	(D)	(D)	2.4	(D)	3.4	(NA)
53 part ²	General merchandise group stores ^{1,2} -----	8.2	54.8	63.5	47.9	43.5	18.0	12.9	14.6	10.7
531	Department stores -----	(D)	(D)	(NA)	(D)	(D)	15.3	(D)	11.0	(NA)
533	Limited price variety stores -----	36.2	49.7	(NA)	6.0	4.3	2.3	1.7	2.4	(NA)
539	Miscellaneous general merchandise stores -----	(D)	(D)	(NA)	(D)	(D)	0.4	(D)	1.2	(NA)
54	Food stores -----	17.7	1.1	11.4	5.7	4.8	21.5	23.6	25.1	27.2
55 ex. 554	Automotive dealers -----	(D)	52.1	56.9	(D)	2.4	20.5	14.9	18.4	14.1
55 pt. (554)	Gasoline service stations -----	71.7	-0.2	18.2	0.9	0.5	4.6	5.1	5.6	5.7
56	Apparel, accessory stores ¹ -----	-19.4	-24.4	-13.3	19.0	23.1	7.4	10.9	5.6	7.8
561, 567	Men's, boys' apparel stores, custom tailors -----	3.5	2.0	(NA)	5.9	5.6	2.1	2.3	1.4	(NA)
562-3, 568	Women's clothing, specialty stores -----	-24.1	-31.7	(NA)	9.4	12.2	2.6	4.3	2.1	(NA)
562	Women's ready-to-wear stores ³ -----	-36.5	-41.5	(NA)	6.7	10.4	1.9	3.7	1.6	(NA)
565	Family clothing stores ³ -----	(D)	(D)	(NA)	(D)	(D)	1.2	(D)	0.9	(NA)
566	Shoe stores -----	-17.6	-5.5	(NA)	3.1	3.8	1.3	1.5	1.0	(NA)
564, 569	Other apparel, accessory stores -----	(D)	(D)	(NA)	(D)	(D)	0.2	(D)	0.2	(NA)
57	Furniture, home furnishings, equipment stores -----	-29.0	-4.9	1.9	4.3	6.0	5.2	6.1	4.5	5.3
5712	Furniture stores -----	(D)	-21.3	(NA)	(D)	1.7	1.9	2.6	2.0	(NA)
5713-15, 19	Other home furnishings stores -----	(D)	8.4	(NA)	(D)	1.2	0.9	1.0	0.6	(NA)
572, 573	Household appliance, radio, television, music stores -----	-13.2	7.1	(NA)	2.7	3.1	2.4	2.5	1.9	(NA)
58	Eating, drinking places -----	10.1	17.7	29.7	8.3	7.4	7.0	6.6	7.6	7.1
5812	Eating places -----	12.1	14.5	(NA)	6.8	5.9	5.1	5.0	5.4	(NA)
5813	Drinking places (alcoholic beverages) -----	1.6	27.4	(NA)	1.5	1.4	1.9	1.6	2.2	(NA)
59 pt. (591)	Drug stores, proprietary stores -----	-22.5	2.3	7.5	1.4	1.8	3.6	3.9	3.6	4.1
59 ex. 591	Other retail stores ⁴ -----	(D)	-12.5	2.8	10.3	(D)	9.0	11.4	10.5	12.3
592	Liquor stores -----	-5.2	10.8	(NA)	0.9	1.0	2.5	2.5	2.7	(NA)
594	Book, stationery stores -----	(D)	(D)	(NA)	(D)	(D)	0.6	(D)	0.5	(NA)
595	Sporting goods stores, bicycle shops -----	(D)	63.9	(NA)	(D)	(D)	0.2	0.1	0.3	(NA)
597	Jewelry stores -----	16.2	-3.3	(NA)	2.8	2.4	0.8	0.9	0.5	(NA)
5992	Florists -----	(D)	86.5	(NA)	0.6	(D)	0.4	0.2	0.3	(NA)
5996	Camera, photographic supply stores -----	(D)	-	(NA)	-	(D)	-	0.3	0.1	(NA)
	SELECTED SERVICES									
7011	Hotels, motels -----	7.5	(D)	(NA)	(X)	(X)	(X)	(X)	(X)	(X)
783	Motion picture theaters -----	-18.8	(D)	(D)	(X)	(X)	(X)	(X)	(X)	(X)

Standard Notes: - Represents zero. (D) Withheld to avoid disclosure. (NA) Not available. (X) Not applicable. (-) Minus sign before number denotes decrease.
¹1958 group totals for SIC 53 and 56 may include data for "nonemployer" establishments which could not be classified and tabulated by detailed kinds of business.
²Excludes nonstore retailers (i.e., mail order, direct selling, merchandise vending machine operators) part of SIC 53.
³1958 data limited to "employer" establishments.
⁴Includes data for those kinds of business in SIC 59 (ex. 591) not covered in any of the lines below.

TABLE 5. CBD Sales as Percent of City and SMSA Sales: 1963 and 1958

SIC code	Kind of business	Central business district sales as—			
		Percent of city sales		Percent of standard metropolitan statistical area sales	
		1963	1958	1963	1958
	RETAIL STORES				
	Total ² -----	24.4	27.5	10.0	12.3
52	Lumber, building materials, hardware, farm equipment dealers -----	(D)	(D)	(D)	(D)
5251	Hardware stores -----	(D)	(D)	(D)	-
52 ex. 5251	Other -----	(D)	(D)	(D)	(D)
53 part ¹	General merchandise group stores ^{1,2} -----	65.1	93.2	32.8	49.6
531	Department stores -----	(D)	(D)	(D)	(D)
533	Limited price variety stores -----	64.9	71.4	24.5	(NA)
539	Miscellaneous general merchandise stores -----	(D)	(D)	(D)	(D)
54	Food stores -----	6.5	5.6	2.3	2.2
55 ex. 554	Automotive dealers -----	(D)	4.4	(D)	2.1
55 pt. (554)	Gasoline service stations -----	4.6	2.7	1.5	1.1
56	Apparel, accessory stores ¹ -----	62.5	58.6	33.7	36.3
561, 567	Men's, boys' apparel stores, custom tailors -----	67.7	66.7	40.8	(NA)
562-3, 568	Women's clothing, specialty stores -----	88.1	79.2	46.0	(NA)
562	Women's ready-to-wear stores ³ -----	85.0	78.3	42.6	(NA)
565	Family clothing stores ³ -----	(D)	(D)	(D)	(D)
566	Shoe stores -----	60.9	69.8	30.4	(NA)
564, 569	Other apparel, accessory stores -----	(D)	(D)	(D)	(D)
57	Furniture, home furnishings, equipment stores -----	20.2	27.0	9.5	13.7
5712	Furniture stores -----	(D)	17.4	(D)	(NA)
5713-15, 19	Other home furnishings stores -----	(D)	35.8	(D)	(NA)
572, 573	Household appliance, radio, television, music stores -----	27.2	33.6	13.9	(NA)
58	Eating, drinking places -----	28.7	30.6	10.8	12.8
5812	Eating places -----	32.0	32.7	12.5	(NA)
5813	Drinking places (alcoholic beverages) -----	19.4	24.3	6.7	(NA)
59 pt. (591)	Drug stores, proprietary stores -----	9.5	12.6	3.9	5.4
59 ex. 591	Other retail stores ⁴ -----	27.9	(D)	9.8	(D)
592	Liquor stores -----	9.1	10.6	3.4	(NA)
594	Book, stationery stores -----	(D)	(D)	(D)	(D)
595	Sporting goods stores, bicycle shops -----	(D)	(D)	(D)	(D)
597	Jewelry stores -----	88.1	73.3	53.3	(NA)
5992	Florists -----	38.4	(D)	18.0	(D)
5996	Camera, photographic supply stores -----	-	(D)	-	(D)
	SELECTED SERVICES				
7011	Hotels, motels -----	(D)	(D)	31.8	(NA)
783	Motion picture theaters -----	(D)	(D)	(D)	39.6

Standard Notes: - Represents zero. (D) Withheld to avoid disclosure. (NA) Not available.

¹1958 group totals for SIC 53 and 56 may include data for "nonemployer" establishments which could not be classified and tabulated by detailed kinds of business.

²Excludes nonstore retailers (i.e., mail order, direct selling, merchandise vending machine operators) part of SIC 53.

³1958 data limited to "employer" establishments.

⁴Includes data for those kinds of business in SIC 59 (ex. 591) not covered in any of the lines below.

TABLE 6. Other Major Retail Centers in the SMSA: 1963

MRC No. 1. Includes the planned center known as "Century Shopping Center" and establishments on Memorial Ave. from Memorial Ave. Bridge to Union St. (West Springfield, Hampden Co, Mass.)

SIC code	Kind of business	Total	SIC code	Kind of business	Number of establishments
	Retail stores, total:				
	Number -----	17	55 ex. 554	Automotive Dealers -----	5
	Sales ----- \$1,000	20 577	55 pt. (554)	Gasoline service stations -----	2
54, 58, 591	Convenience goods stores:		56	Apparel, accessory stores -----	1
	Number -----	5	561, 567	Men's, boys' apparel stores, custom tailors -----	-
	Sales ----- \$1,000	3 166	562-3, 568	Women's clothing, specialty stores -----	-
53 part, 56, 57	Shopping goods stores:		562	Women's ready-to-wear stores -----	-
	Number -----	4	565	Family clothing stores -----	-
	Sales ----- \$1,000	(D)	566	Shoe stores -----	1
52, 55, 59 ex. 591	All other stores:		564, 569	Other apparel, accessory stores -----	-
	Number -----	8	57	Furniture, home furnishings, equipment stores -----	-
	Sales ----- \$1,000	(D)	5712	Furniture stores -----	-
		Number of establishments	5713-15, 19	Other home furnishings stores -----	-
			572, 573	Household appliance, radio, television, music stores -----	-
	Retail stores, total -----	17	58	Eating, drinking places -----	2
52	Lumber, building materials, hardware, farm equipment dealers -----	1	5812	Eating places -----	2
5251	Hardware stores -----	1	5813	Drinking places (alcoholic beverages) -----	-
52 ex. 5251	Other -----	-	59 pt. (591)	Drug stores, proprietary stores -----	-
53 part	General merchandise group stores -----	3	59 ex. 591	Other retail stores -----	-
531	Department stores -----	2	592	Liquor stores -----	-
533	Limited price variety stores -----	1	594	Book, stationery stores -----	-
539	Miscellaneous general merchandise stores -----	-	595	Sporting goods stores, bicycle shops -----	-
			597	Jewelry stores -----	-
			5992	Florists -----	-
54	Food stores -----	3	5996	Camera, photographic supply stores -----	-

MRC No. 2. Includes the planned center known as "Springfield Plaza" and establishments on Liberty St. from Hartley St. to Springfield city limits

SIC code	Kind of business	Total	SIC code	Kind of business	Number of establishments
	Retail stores, total:				
	Number -----	18	55 ex. 554	Automotive dealers -----	1
	Sales ----- \$1,000	10 078	55 pt. (554)	Gasoline service stations -----	1
54, 58, 591	Convenience goods stores:		56	Apparel, accessory stores -----	2
	Number -----	7	561, 567	Men's, boys' apparel stores, custom tailors -----	-
	Sales ----- \$1,000	4 030	562-3, 568	Women's clothing, specialty stores -----	-
53 part, 56, 57	Shopping goods stores:		562	Women's ready-to-wear stores -----	-
	Number -----	5	565	Family clothing stores -----	-
	Sales ----- \$1,000	5 492	566	Shoe stores -----	2
52, 55, 59 ex. 591	All other stores:		564, 569	Other apparel, accessory stores -----	-
	Number -----	6	57	Furniture, home furnishings, equipment stores -----	-
	Sales ----- \$1,000	556	5712	Furniture stores -----	-
		Number of establishments	5713-15, 19	Other home furnishings stores -----	-
			572, 573	Household appliance, radio, television, music stores -----	-
	Retail stores, total -----	18	58	Eating, drinking places -----	2
52	Lumber, building materials, hardware, farm equipment dealers -----	1	5812	Eating places -----	2
5251	Hardware stores -----	-	5813	Drinking places (alcoholic beverages) -----	-
52 ex. 5251	Other -----	1	59 pt. (591)	Drug stores, proprietary stores -----	1
53 part	General merchandise group stores -----	3	59 ex. 591	Other retail stores -----	3
531	Department stores -----	1	592	Liquor stores -----	1
533	Limited price variety stores -----	2	594	Book, stationery stores -----	-
539	Miscellaneous general merchandise stores -----	-	595	Sporting goods stores, bicycle shops -----	-
			597	Jewelry stores -----	1
			5992	Florists -----	-
54	Food stores -----	4	5996	Camera, photographic supply stores -----	-

Standard Notes: - Represents zero. (D) Withheld to avoid disclosure. (NA) Not available.

TABLE 6. Other Major Retail Centers in the SMSA: 1963—Continued

MRC No. 3. Includes the planned center known as "Winchester Shopping Plaza" and establishments on State St. from Sherman St. to Andrews St.; and on Wilbraham Rd. from Eastern Ave. to Colton St. (Springfield city)

SIC code	Kind of business	Total	SIC code	Kind of business	Number of establishments
	Retail stores, total: Number ----- Sales ----- \$1,000 -----	38 11 981	55 ex. 554	Automotive Dealers -----	2
54, 58, 591	Convenience goods stores: Number ----- Sales ----- \$1,000 -----	14 4 361	55 pt. (554)	Gasoline service stations -----	-
53 part, 56, 57	Shopping goods stores: Number ----- Sales ----- \$1,000 -----	11 6 035	56	Apparel, accessory stores -----	3
52, 55, 59 ex. 591	All other stores: Number ----- Sales ----- \$1,000 -----	13 1 585	561, 567	Men's, boys' apparel stores, custom tailors -----	1
			562-3, 568	Women's clothing, specialty stores -----	-
			562	Women's ready-to-wear stores -----	-
			565	Family clothing stores -----	1
			566	Shoe stores -----	1
			564, 569	Other apparel, accessory stores -----	-
			57	Furniture, home furnishings, equipment stores -----	4
			5712	Furniture stores -----	-
			5713-15, 19	Other home furnishings stores -----	-
			572, 573	Household appliance, radio, television, music stores -----	4
	Retail stores, total -----	38	58	Eating, drinking places -----	6
52	Lumber, building materials, hardware, farm equipment dealers -----	2	5812	Eating places -----	3
5251	Hardware stores -----	1	5813	Drinking places (alcoholic beverages) -----	3
52 ex. 5251	Other -----	1	59 pt. (591)	Drug stores, proprietary stores -----	2
53 part	General merchandise group stores -----	4	59 ex. 591	Other retail stores -----	9
531	Department stores -----	2	592	Liquor stores -----	2
533	Limited price variety stores -----	1	594	Book, stationery stores -----	1
539	Miscellaneous general merchandise stores -----	1	595	Sporting goods stores, bicycle shops -----	-
			597	Jewelry stores -----	-
54	Food stores -----	6	5992	Florists -----	-
			5996	Camera, photographic supply stores -----	-

MRC No. 4. Includes establishments in the area bounded by: Chestnut St., Fountain St., Front St., Dwight St., Railroad St., Appleton St., Newton St., Cabot St., Railroad St., Worcester Pl., Maple St. and Cabot St. (Holyoke city)

SIC code	Kind of business	Total	SIC code	Kind of business	Number of establishments
	Retail stores, total: Number ----- Sales ----- \$1,000 -----	152 20 251	55 ex. 554	Automotive dealers -----	1
54, 58, 591	Convenience goods stores: Number ----- Sales ----- \$1,000 -----	50 4 633	55 pt. (554)	Gasoline service stations -----	3
53 part, 56, 57	Shopping goods stores: Number ----- Sales ----- \$1,000 -----	56 12 446	56	Apparel, accessory stores -----	34
52, 55, 59 ex. 591	All other stores: Number ----- Sales ----- \$1,000 -----	46 3 172	561, 567	Men's, boys' apparel stores, custom tailors -----	6
			562-3, 568	Women's clothing, specialty stores -----	17
			562	Women's ready-to-wear stores -----	8
			565	Family clothing stores -----	3
			566	Shoe stores -----	6
			564, 569	Other apparel, accessory stores -----	2
			57	Furniture, home furnishings, equipment stores -----	15
			5712	Furniture stores -----	7
			5713-15, 19	Other home furnishings stores -----	2
			572, 573	Household appliance, radio, television, music stores -----	6
	Retail stores, total -----	152	58	Eating, drinking places -----	32
52	Lumber, building materials, hardware, farm equipment dealers -----	8	5812	Eating places -----	14
5251	Hardware stores -----	3	5813	Drinking places (alcoholic beverages) -----	18
52 ex. 5251	Other -----	5	59 pt. (591)	Drug stores, proprietary stores -----	5
53 part	General merchandise group stores -----	7	59 ex. 591	Other retail stores -----	34
531	Department stores -----	2	592	Liquor stores -----	4
533	Limited price variety stores -----	3	594	Book, stationery stores -----	3
539	Miscellaneous general merchandise stores -----	2	595	Sporting goods stores, bicycle shops -----	2
			597	Jewelry stores -----	7
54	Food stores -----	13	5992	Florists -----	4
			5996	Camera, photographic supply stores -----	1

Standard Notes: - Represents zero. (D) Withheld to avoid disclosure. (NA) Not available. ^r Revised.

TABLE 6. Other Major Retail Centers in the SMSA: 1963—Continued

MRC No. 5. Includes establishments in the area bounded by: Button St., Masonic St., North side of Center St., North side of Main St., Strong Ave., Pearl St., Pleasant St., Hampton Ave., Old South St., B. & M. R.R., New South St., and State St. (Northampton, Hampshire Co., Mass.)

SIC code	Kind of business	Total	SIC code	Kind of business	Number of establishments
	Retail stores, total:				
	Number -----	96	55 ex. 554	Automotive Dealers -----	2
	Sales ----- \$1,000	12 592	55 pt. (554)	Gasoline service stations -----	1
54, 58, 591	Convenience goods stores:		56	Apparel, accessory stores -----	19
	Number -----	25	561, 567	Men's, boys' apparel stores, custom tailors -----	4
	Sales ----- \$1,000	2 501	562-3, 568	Women's clothing, specialty stores -----	8
53 part, 56, 57	Shopping goods stores:		562	Women's ready-to-wear stores -----	6
	Number -----	40	565	Family clothing stores -----	2
	Sales ----- \$1,000	7 385	566	Shoe stores -----	4
52, 55, 59 ex. 591	All other stores:		564, 569	Other apparel, accessory stores -----	1
	Number -----	31	57	Furniture, home furnishings, equipment stores -----	14
	Sales ----- \$1,000	2 706	5712	Furniture stores -----	-
		Number of establishments	5713-15, 19	Other home furnishings stores -----	5
			572, 573	Household appliance, radio, television, music stores -----	9
	Retail stores, total -----	96	58	Eating, drinking places -----	9
52	Lumber, building materials, hardware, farm equipment dealers -----	6	5812	Eating places -----	4
5251	Hardware stores -----	3	5813	Drinking places (alcoholic beverages) -----	5
52 ex. 5251	Other -----	3	59 pt. (591)	Drug stores, proprietary stores -----	6
53 part	General merchandise group stores -----	7	59 ex. 591	Other retail stores -----	22
531	Department stores -----	1	592	Liquor stores -----	4
533	Limited price variety stores -----	3	594	Book, stationery stores -----	4
539	Miscellaneous general merchandise stores -----	3	595	Sporting goods stores, bicycle shops -----	-
			597	Jewelry stores -----	5
54	Food stores -----	10	5992	Florists -----	1
			5996	Camera, photographic supply stores -----	1

MRC No. 6. Includes the planned center known as "Kingsgate Plaza" and establishments on King St. from the N.H. R.R. to Barrett St. (Northampton, Hampshire Co., Mass.)

SIC code	Kind of business	Total	SIC code	Kind of business	Number of establishments
	Retail stores, total:				
	Number -----	13	55 ex. 554	Automotive dealers -----	3
	Sales ----- \$1,000	8 553	55 pt. (554)	Gasoline service stations -----	1
54, 58, 591	Convenience goods stores:		56	Apparel, accessory stores -----	-
	Number -----	3	561, 567	Men's, boys' apparel stores, custom tailors -----	-
	Sales ----- \$1,000	(D)	562-3, 568	Women's clothing, specialty stores -----	-
53 part, 56, 57	Shopping goods stores:		562	Women's ready-to-wear stores -----	-
	Number -----	2	565	Family clothing stores -----	-
	Sales ----- \$1,000	(D)	566	Shoe stores -----	-
52, 55, 59 ex. 591	All other stores:		564, 569	Other apparel, accessory stores -----	-
	Number -----	8	57	Furniture, home furnishings, equipment stores -----	-
	Sales ----- \$1,000	3 521	5712	Furniture stores -----	-
		Number of establishments	5713-15, 19	Other home furnishings stores -----	-
			572, 573	Household appliance, radio, television, music stores -----	-
	Retail stores, total -----	13	58	Eating, drinking places -----	-
52	Lumber, building materials, hardware, farm equipment dealers -----	3	5812	Eating places -----	-
5251	Hardware stores -----	1	5813	Drinking places (alcoholic beverages) -----	-
52 ex. 5251	Other -----	2	59 pt. (591)	Drug stores, proprietary stores -----	1
53 part	General merchandise group stores -----	2	59 ex. 591	Other retail stores -----	1
531	Department stores -----	1	592	Liquor stores -----	-
533	Limited price variety stores -----	1	594	Book, stationery stores -----	-
539	Miscellaneous general merchandise stores -----	-	595	Sporting goods stores, bicycle shops -----	-
			597	Jewelry stores -----	-
54	Food stores -----	2	5992	Florists -----	-
			5996	Camera, photographic supply stores -----	-

Standard Notes: - Represents zero. (D) Withheld to avoid disclosure. (NA) Not available.

TABLE 6. Other Major Retail Centers in the SMSA: 1963—Continued

MRC No. 7. Includes the planned center known as "Agawam Shopping Center" and establishments on Springfield St. from Suffield St. to Columbus St., and on Walnut St. from Springfield St. to Ramah Circle

SIC code	Kind of business	Total	SIC code	Kind of business	Number of establishments
	Retail stores, total:				
	Number -----	33	55 ex. 554	Automotive Dealers -----	-
	Sales ----- \$1,000--	7 185	55 pt. (554)	Gasoline service stations -----	2
54, 58, 591	Convenience goods stores:		56	Apparel, accessory stores -----	1
	Number -----	17	561, 567	Men's, boys' apparel stores, custom tailors -----	-
	Sales ----- \$1,000--	2 995	562-3, 568	Women's clothing, specialty stores -----	1
53 part, 56, 57	Shopping goods stores:		562	Women's ready-to-wear stores -----	1
	Number -----	7	565	Family clothing stores -----	-
	Sales ----- \$1,000--	3 608	566	Shoe stores -----	-
52, 55, 59 ex. 591	All other stores:		564, 569	Other apparel, accessory stores -----	-
	Number -----	9	57	Furniture, home furnishings, equipment stores -----	3
	Sales ----- \$1,000--	582	5712	Furniture stores -----	-
		Number of establishments	5713-15, 19	Other home furnishings stores -----	2
			572, 573	Household appliance, radio, television, music stores -----	1
	Retail stores, total -----	33	58	Eating, drinking places -----	8
52	Lumber, building materials, hardware, farm equipment dealers -----	2	5812	Eating places -----	5
5251	Hardware stores -----	1	5813	Drinking places (alcoholic beverages) -----	3
52 ex. 5251	Other -----	1	59 pt. (591)	Drug stores, proprietary stores -----	2
53 part	General merchandise group stores -----	3	59 ex. 591	Other retail stores -----	5
531	Department stores -----	1	592	Liquor stores -----	1
533	Limited price variety stores -----	2	594	Book, stationery stores -----	-
539	Miscellaneous general merchandise stores -----	-	595	Sporting goods stores, bicycle shops -----	1
			597	Jewelry stores -----	1
54	Food stores -----	7	5992	Florists -----	1
			5996	Camera, photographic supply stores -----	-

Standard Notes: - Represents zero. (D) Withheld to avoid disclosure. (NA) Not available.

Syracuse, N.Y., SMSA

CONTENTS

[Page numbers listed here omit the chapter prefix, 100-, which appears as part of number for each page]

	page
Standard Metropolitan Statistical Area Map	1
Chart on Retail Sales: 1963 and 1958	3
TABLE 1 The Central Business District: 1963 and 1958	4
2 The City: 1963 and 1958	5
3 The Standard Metropolitan Statistical Area: 1963 and 1958	6
4 CBD, City, SMSA—Sales Comparisons: 1958 and 1963	7
5 CBD Sales as Percent of City and SMSA Sales: 1963 and 1958	8
6 Other Major Retail Centers in the SMSA: 1963	9

1. Introduction

2. Methodology

3. Results

4. Discussion

5. Conclusion

Year	Value
2010	100
2011	120
2012	150
2013	180
2014	200

6. Appendix

7. References

8. Acknowledgements


9. Contact Information

SYRACUSE, N.Y.

Standard Metropolitan Statistical Area, Central Business District, and Major Retail Centers

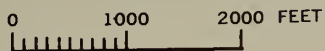


STANDARD METROPOLITAN
STATISTICAL AREA
& CENTRAL CITY



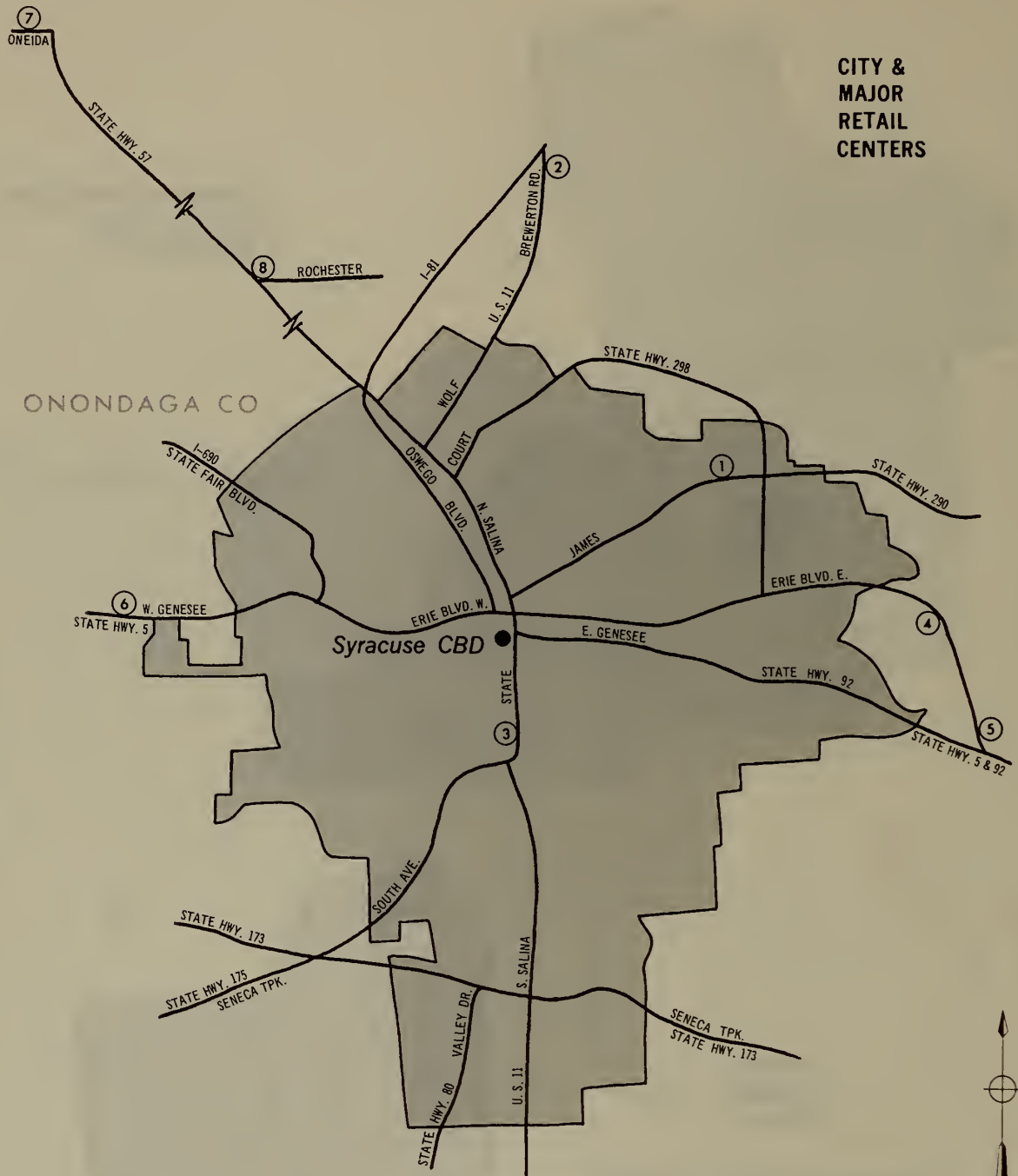
CENTRAL
BUSINESS
DISTRICT

Comprising Census Tracts 31 and 32




SYRACUSE, N.Y.

Standard Metropolitan Statistical Area, Central Business District, and Major Retail Centers

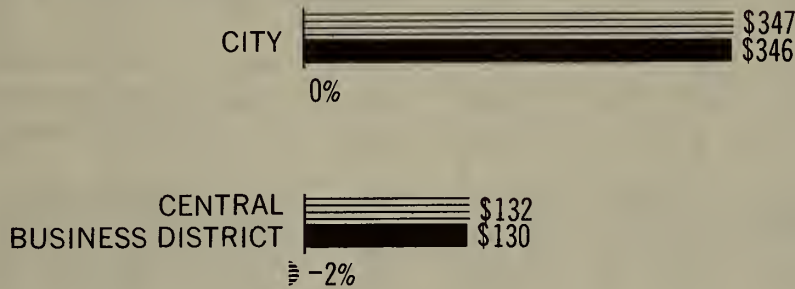


Syracuse SMSA

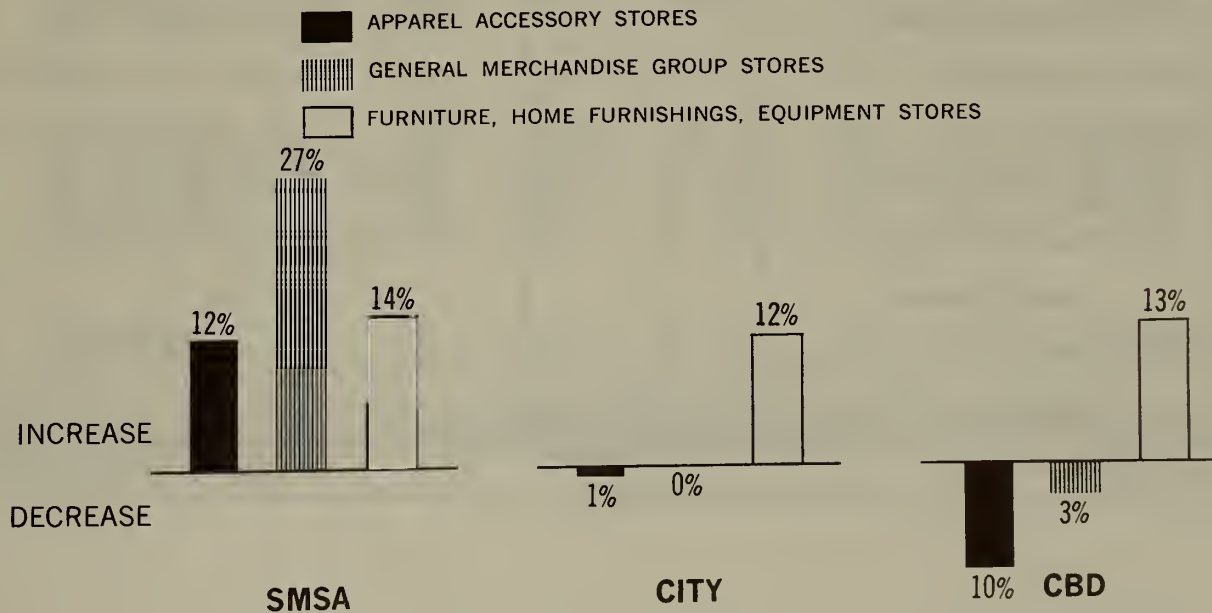
Retail Sales: 1958 and 1963 IN MILLIONS OF DOLLARS



Syracuse



Percent Change in Sales, 1958-1963 by Types of Stores



1963 CENSUS OF BUSINESS, U.S. Department of Commerce, Bureau of the Census

TABLE 1. The Central Business District: 1963 and 1958

SIC code	Kind of business	1963				1958 ¹		
		Estab- lish- ments (number)	Sales (\$1,000)	Payroll, entire year (\$1,000)	Paid employees, workweek ended nearest Nov. 15 (number)	Estab- lish- ments (number)	Sales (\$1,000)	Payroll, entire year (\$1,000)
	RETAIL STORES							
	Total ² -----	458	129 791	22 978	7 016	553	132 443	22 638
52	Lumber, building materials, hardware, farm equip- ment dealers -----	4	251	51	10	17	1 043	146
5251	Hardware stores -----	-	-	-	-	4	140	15
52 ex. 5251	Other -----	4	251	51	10	13	903	131
53 part ³	General merchandise group stores ² -----	16	42 183	8 316	2 976	16	43 607	8 389
531	Department stores -----	4	34 049	6 739	2 362	5	34 808	6 689
533	Limited price variety stores -----	5	7 615	1 505	584	6	8 321	1 628
539	Miscellaneous general merchandise stores -----	7	519	72	30	5	478	72
54	Food stores -----	44	9 113	820	270	45	8 243	783
55 ex. 554	Automotive dealers -----	11	17 920	1 719	324	18	16 976	2 137
55 pt. (554)	Gasoline service stations -----	17	1 716	204	68	22	1 794	198
56	Apparel, accessory stores -----	85	22 780	4 393	1 281	107	25 241	4 091
561, 567	Men's, boys' apparel stores, custom tailors -----	19	6 547	1 137	274	22	5 523	563
562-3, 568	Women's clothing, specialty stores -----	34	12 599	2 730	844	41	14 164	2 716
562	Women's ready-to-wear stores ³ -----	16	11 158	2 497	779	26	12 773	2 542
565	Family clothing stores ³ -----	3	(D)	(D)	(D)	6	(D)	(D)
566	Shoe stores -----	26	3 171	482	144	35	3 435	512
564, 569	Other apparel, accessory stores -----	3	(D)	(D)	(D)	3	(D)	(D)
57	Furniture, home furnishings, equipment stores -----	37	11 541	2 453	442	42	10 181	1 991
5712	Furniture stores -----	15	7 794	1 786	296	14	6 927	1 439
5713-15, 19	Other home furnishings stores -----	10	1 259	258	61	9	705	127
572, 573	Household appliance, radio, television, music stores -----	12	2 488	409	85	19	2 549	425
58	Eating, drinking places -----	115	8 742	2 342	947	135	9 269	2 260
5812	Eating places -----	85	7 074	1 983	814	95	7 180	1 885
5813	Drinking places (alcoholic beverages) -----	30	1 668	359	133	40	2 089	375
59 pt. (591)	Drug stores, proprietary stores -----	12	2 564	424	138	11	2 875	490
59 ex. 591	Other retail stores ⁴ -----	117	12 981	2 256	560	140	13 214	2 153
592	Liquor stores -----	10	1 370	92	25	13	1 188	97
594	Book, stationery stores -----	5	980	185	55	12	1 345	248
595	Sporting goods stores, bicycle shops -----	10	686	106	35	10	879	118
597	Jewelry stores -----	17	4 039	744	177	24	3 849	788
5992	Florists -----	6	384	63	23	9	577	91
5996	Camera, photographic supply stores -----	2	(D)	(D)	(D)	3	(D)	(D)
	SELECTED SERVICES							
7011	Hotels, motels -----	14	5 412	2 247	713	12	6 287	2 388
783	Motion picture theaters -----	6	1 317	407	136	5	1 544	396

Standard Notes: - Represents zero. (D) Withheld to avoid disclosure. (NA) Not available.

¹1958 group totals for SIC 53 and 56 may include data for "nonemployer" establishments which could not be classified and tabulated by detailed kinds of business.²Excludes nonstore retailers (i.e., mail order, direct selling, merchandise vending machine operators) part of SIC 53.³1958 data limited to "employer" establishments.⁴Includes data for those kinds of business in SIC 59 (ex. 591) not covered in any of the lines below.

TABLE 2. The City: 1963 and 1958

SIC code	Kind of business	1963				1958 ¹		
		Estab- lish- ments (number)	Sales (\$1,000)	Payroll, entire year (\$1,000)	Paid employees, workweek ended nearest Nov. 15 (number)	Estab- lish- ments (number)	Sales (\$1,000)	Payroll, entire year (\$1,000)
	RETAIL STORES							
	Total ² -----	1 909	346 107	47 883	14 007	2 190	347 108	44 942
52	Lumber, building materials, hardware, farm equip- ment dealers -----	69	8 878	1 343	291	90	13 083	1 484
5251	Hardware stores -----	21	(D)	(D)	(D)	25	1 921	250
52 ex. 5251	Other -----	48	(D)	(D)	(D)	65	11 162	1 234
53 part ²	General merchandise group stores ² -----	35	58 186	10 701	3 648	60	58 210	10 609
531	Department stores -----	7	47 513	8 877	2 953	9	(D)	(D)
533	Limited price variety stores -----	14	8 473	1 622	633	19	9 285	1 768
539	Miscellaneous general merchandise stores -----	14	2 200	202	62	16	(D)	(D)
54	Food stores -----	386	68 832	5 631	1 630	450	74 393	5 203
55 ex. 554	Automotive dealers -----	80	79 750	7 663	1 252	97	66 245	7 001
55 pt. (554)	Gasoline service stations -----	174	15 480	1 333	481	198	13 996	1 106
56	Apparel, accessory stores -----	165	29 206	5 222	1 576	182	29 527	4 536
561, 567	Men's, boys' apparel stores, custom tailors -----	44	9 309	1 505	398	36	6 606	655
562-3, 568	Women's clothing, specialty stores -----	58	14 502	2 976	943	71	15 360	2 839
562	Women's ready-to-wear stores ³ -----	34	12 531	2 642	843	38	13 706	2 676
565	Family clothing stores ³ -----	13	687	72	29	10	2 160	295
566	Shoe stores -----	38	4 339	646	192	53	4 746	679
564, 569	Other apparel, accessory stores -----	12	369	23	14	8	605	68
57	Furniture, home furnishings, equipment stores -----	116	21 267	4 141	772	128	19 015	3 254
5712	Furniture stores -----	34	11 266	2 377	394	36	10 230	1 840
5713-15, 19	Other home furnishings stores -----	28	4 399	958	196	31	2 322	512
572, 573	Household appliance, radio, television, music stores -----	54	5 602	806	182	61	6 463	902
58	Eating, drinking places -----	492	30 132	6 917	2 979	551	32 187	6 810
5812	Eating places -----	306	20 504	5 219	2 296	323	19 982	4 909
5813	Drinking places (alcoholic beverages) -----	186	9 628	1 698	683	228	12 205	1 901
59 pt. (591)	Drug stores, proprietary stores -----	64	9 778	1 309	423	74	11 280	1 415
59 ex. 591	Other retail stores ⁴ -----	328	24 598	3 623	955	360	29 172	3 524
592	Liquor stores -----	59	5 142	317	122	66	5 042	261
594	Book, stationery stores -----	11	1 637	273	84	25	1 732	(D)
595	Sporting goods stores, bicycle shops -----	24	1 122	132	45	21	1 294	135
597	Jewelry stores -----	26	4 387	785	196	29	3 932	794
5992	Florists -----	33	1 382	276	78	40	1 446	185
5996	Camera, photographic supply stores -----	4	347	45	10	5	626	99
	SELECTED SERVICES							
7011	Hotels, motels -----	25	(D)	(D)	(D)	23	(D)	(D)
783	Motion picture theaters -----	12	1 692	498	174	22	(D)	(D)

Standard Notes: - Represents zero. (D) Withheld to avoid disclosure. (NA) Not available.

¹1958 group totals for SIC 53 and 56 may include data for "nonemployer" establishments which could not be classified and tabulated by detailed kinds of business.

²Excludes nonstore retailers (i.e., mail order, direct selling, merchandise vending machine operators) part of SIC 53.

³1958 data limited to "employer" establishments.

⁴Includes data for those kinds of business in SIC 59 (ex. 591) not covered in any of the lines below.

TABLE 3. The Standard Metropolitan Statistical Area: 1963 and 1958

SIC code	Kind of business	1963				1958 ¹		
		Estab- lish- ments (number)	Sales (\$1,000)	Payroll, entire year (\$1,000)	Paid employees, workweek ended nearest Nov. 15 (number)	Estab- lish- ments (number)	Sales (\$1,000)	Payroll, entire year (\$1,000)
RETAIL STORES								
	Total ² -----	4 868	768 736	91 574	27 596	5 142	642 805	72 795
52	Lumber, building materials, hardware, farm equip- ment dealers -----	279	36 620	4 612	1 080	322	38 697	4 341
5251	Hardware stores -----	88	6 006	751	227	85	5 828	697
52 ex. 5251	Other -----	191	30 614	3 861	853	237	32 869	3 644
53 part ³	General merchandise group stores ² -----	139	97 230	15 302	5 473	211	76 711	12 735
531	Department stores -----	17	71 122	11 302	3 894	13	52 767	9 299
533	Limited price variety stores -----	52	19 545	3 297	1 314	57	(D)	(D)
539	Miscellaneous general merchandise stores -----	70	6 563	703	265	75	(D)	(D)
54	Food stores -----	894	202 995	15 988	4 619	970	166 493	11 114
55 ex. 554	Automotive dealers -----	269	152 959	14 632	2 597	284	114 568	11 685
55 pt. (554)	Gasoline service stations -----	555	46 823	3 624	1 351	559	38 214	2 820
56	Apparel, accessory stores -----	339	46 783	7 357	2 338	351	41 638	5 964
561, 567	Men's, boys' apparel stores, custom tailors -----	74	12 107	1 891	528	70	8 952	947
562-3, 568	Women's clothing, specialty stores -----	121	22 799	4 005	1 326	128	20 144	3 432
562	Women's ready-to-wear stores ³ -----	81	19 970	3 557	1 177	72	17 673	3 175
565	Family clothing stores ³ -----	34	3 412	393	138	30	4 007	495
566	Shoe stores -----	82	7 078	928	286	88	6 929	(D)
564, 569	Other apparel, accessory stores -----	28	1 387	140	60	25	1 460	(D)
57	Furniture, home furnishings, equipment stores -----	247	32 933	5 775	1 207	271	28 883	4 472
5712	Furniture stores -----	84	17 180	3 149	585	78	15 210	2 503
5713-15, 19	Other home furnishings stores -----	48	7 045	1 468	313	53	3 292	664
572, 573	Household appliance, radio, television, music stores -----	115	8 708	1 158	309	140	10 381	1 305
58	Eating, drinking places -----	1 200	65 095	14 068	6 078	1 243	57 920	11 240
5812	Eating places -----	767	45 422	10 960	4 761	766	36 533	8 051
5813	Drinking places (alcoholic beverages) -----	433	19 673	3 108	1 317	477	21 387	3 189
59 pt. (591)	Drug stores, proprietary stores -----	145	25 973	3 426	1 027	155	21 167	2 587
59 ex. 591	Other retail stores ⁴ -----	801	61 325	6 790	1 826	776	58 514	5 837
592	Liquor stores -----	123	10 647	652	244	127	8 948	441
594	Book, stationery stores -----	23	2 248	337	118	32	1 962	299
595	Sporting goods stores, bicycle shops -----	58	2 973	312	92	43	2 067	201
597	Jewelry stores -----	65	5 881	929	239	60	5 501	1 029
5992	Florists -----	76	2 401	387	115	77	2 333	247
5996	Camera, photographic supply stores -----	11	728	90	24	7	733	114
SELECTED SERVICES								
7011	Hotels, motels -----	153	13 487	3 854	2 099	137	13 563	4 323
783	Motion picture theaters -----	29	(D)	(D)	(D)	40	3 368	817

Standard Notes: — Represents zero. (D) Withheld to avoid disclosure. (NA) Not available.

¹1958 group totals for SIC 53 and 56 may include data for "nonemployer" establishments which could not be classified and tabulated by detailed kinds of business.

²Excludes nonstore retailers (i.e., mail order, direct selling, merchandise vending machine operators) part of SIC 53.

³1958 data limited to "employer" establishments.

⁴Includes data for those kinds of business in SIC 59 (ex. 591) not covered in any of the lines below.

TABLE 4. CBD, City, SMSA—Sales Comparisons: 1958 and 1963

SIC code	Kind of business	Percent change in sales			Percent distribution of sales					
		Central business district	City	Standard metropolitan statistical area	Central business district		City		Standard metropolitan statistical area	
					1963	1958	1963	1958	1963	1958
RETAIL STORES										
	Total ² -----	-2.0	-0.3	19.6	100.0	100.0	100.0	100.0	100.0	100.0
52	Lumber, building materials, hardware, farm equipment dealers -----	-75.9	-32.2	-5.4	0.2	0.8	2.6	3.8	4.8	6.0
5251	Hardware stores -----	-	(D)	3.1	-	0.1	(D)	0.6	0.8	0.9
52 ex. 5251	Other -----	-75.9	(D)	-6.9	0.2	0.7	(D)	3.2	4.0	5.1
53 part ²	General merchandise group stores ^{1,2} -----	-3.3	-0.1	26.7	32.5	32.9	16.8	16.8	12.6	11.9
531	Department stores -----	-2.2	(D)	34.8	26.2	26.3	13.7	(D)	9.3	8.2
533	Limited price variety stores -----	-8.5	-8.8	(D)	5.9	6.3	2.4	2.7	2.5	(D)
539	Miscellaneous general merchandise stores -----	8.6	(D)	(D)	0.4	0.4	0.6	(D)	0.9	(D)
54	Food stores -----	10.6	-7.5	21.9	7.0	6.2	19.9	21.4	26.4	25.9
55 ex. 554	Automotive dealers -----	5.6	20.4	33.5	13.8	12.8	23.0	19.1	19.9	17.8
55 pt. (554)	Gasoline service stations -----	-4.4	10.6	22.5	1.3	1.4	4.5	4.0	6.1	6.0
56	Apparel, accessory stores ¹ -----	-9.8	-1.1	12.4	17.6	19.1	8.4	8.5	6.1	6.5
561, 567	Men's, boys' apparel stores, custom tailors -----	18.5	40.9	35.2	5.0	4.2	2.7	1.9	1.6	1.4
562-3, 568	Women's clothing, specialty stores -----	-11.1	-5.6	13.2	9.7	10.7	4.2	4.4	3.0	3.1
562	Women's ready-to-wear stores ³ -----	-12.7	-8.6	13.0	8.6	9.6	3.6	3.9	2.6	2.7
565	Family clothing stores ³ -----	(D)	-68.2	-14.9	(D)	(D)	0.2	0.6	0.4	0.6
566	Shoe stores -----	-7.7	-8.6	2.2	2.4	2.6	1.3	1.4	0.9	1.1
564, 569	Other apparel, accessory stores -----	(D)	-39.0	-5.0	(D)	(D)	0.1	0.2	0.2	0.2
57	Furniture, home furnishings, equipment stores -----	13.4	11.8	14.0	8.9	7.7	6.1	5.5	4.3	4.5
5712	Furniture stores -----	12.5	10.1	13.0	6.0	5.2	3.3	2.9	2.2	2.4
5713-15, 19	Other home furnishings stores -----	78.6	89.4	114.0	1.0	0.5	1.3	0.7	0.9	0.5
572, 573	Household appliance, radio, television, music stores -----	-2.4	-13.3	-16.1	1.9	1.9	1.6	1.9	1.1	1.6
58	Eating, drinking places -----	-5.7	-6.4	12.4	6.7	7.0	8.7	9.3	8.5	9.0
5812	Eating places -----	-1.5	2.6	24.3	5.5	5.4	5.9	5.8	5.9	5.7
5813	Drinking places (alcoholic beverages) -----	-20.2	-21.1	-8.0	1.3	1.6	2.8	3.5	2.6	3.3
59 pt. (591)	Drug stores, proprietary stores -----	-10.8	-13.3	22.7	2.0	2.2	2.8	3.2	3.4	3.3
59 ex. 591	Other retail stores ⁴ -----	-1.8	-15.7	4.8	10.0	10.0	7.1	8.4	8.0	9.1
592	Liquor stores -----	15.3	2.0	19.0	1.1	0.9	1.5	1.5	1.4	1.4
594	Book, stationery stores -----	-27.1	-5.5	14.6	0.8	1.0	0.5	0.5	0.3	0.3
595	Sporting goods stores, bicycle shops -----	-22.0	-13.3	43.8	0.5	0.7	0.3	0.4	0.4	0.3
597	Jewelry stores -----	4.9	11.6	6.9	3.1	2.9	1.3	1.1	0.8	0.9
5992	Florists -----	-33.5	-4.4	2.9	0.3	0.4	0.4	0.4	0.3	0.4
5996	Camera, photographic supply stores -----	(D)	-44.6	-0.7	(D)	(D)	0.1	0.2	0.1	0.1
SELECTED SERVICES										
7011	Hotels, motels -----	-13.9	(D)	-0.6	(x)	(x)	(x)	(x)	(x)	(x)
783	Motion picture theaters -----	-14.7	(D)	(D)	(x)	(x)	(x)	(x)	(x)	(x)

Standard Notes: - Represents zero. (D) Withheld to avoid disclosure. (NA) Not available. (X) Not applicable. (-) Minus sign before number denotes decrease.
¹1958 group totals for SIC 53 and 56 may include data for "nonemployer" establishments which could not be classified and tabulated by detailed kinds of business.
²Excludes nonstore retailers (i.e., mail order, direct selling, merchandise vending machine operators) part of SIC 53.
³1958 data limited to "employer" establishments.
⁴Includes data for those kinds of business in SIC 59 (ex. 591) not covered in any of the lines below.

TABLE 5. CBD Sales as Percent of City and SMSA Sales: 1963 and 1958

SIC code	Kind of business	Central business district sales as—			
		Percent of city sales		Percent of standard metropolitan statistical area sales	
		1963	1958	1963	1958
	RETAIL STORES				
	Total ² -----	37.5	38.2	16.9	20.6
52	Lumber, building materials, hardware, farm equipment dealers -----	2.8	8.0	0.7	2.7
5251	Hardware stores -----	(D)	7.3	-	2.4
52 ex. 5251	Other -----	(D)	8.1	0.8	2.7
53 part ²	General merchandise group stores ^{1,2} -----	72.5	74.9	43.4	56.8
531	Department stores -----	71.7	(D)	47.9	66.0
533	Limited price variety stores -----	89.9	89.6	39.0	(D)
539	Miscellaneous general merchandise stores -----	23.6	(D)	7.9	(D)
54	Food stores -----	13.2	11.1	4.5	5.0
55 ex. 554	Automotive dealers -----	22.5	25.6	11.7	14.8
55 pt. (554)	Gasoline service stations -----	11.1	12.8	3.7	4.7
56	Apparel, accessory stores ¹ -----	78.0	85.5	48.7	60.6
561, 567	Men's, boys' apparel stores, custom tailors -----	70.3	83.6	54.1	61.7
562-3, 568	Women's clothing, specialty stores -----	86.9	92.2	55.3	70.3
562	Women's ready-to-wear stores ³ -----	89.0	93.2	55.9	72.3
565	Family clothing stores ³ -----	(D)	(D)	(D)	(D)
566	Shoe stores -----	73.1	72.4	44.8	49.6
564, 569	Other apparel, accessory stores -----	(D)	(D)	(D)	(D)
57	Furniture, home furnishings, equipment stores -----	54.3	53.5	35.0	35.2
5712	Furniture stores -----	69.2	67.7	45.4	45.5
5713-15, 19	Other home furnishings stores -----	28.6	30.4	17.9	21.4
572, 573	Household appliance, radio, television, music stores -----	44.4	39.4	28.6	25.6
58	Eating, drinking places -----	29.0	28.8	13.4	16.0
5812	Eating places -----	34.5	35.9	15.6	19.7
5813	Drinking places (alcoholic beverages) -----	17.3	17.1	8.5	9.8
59 pt. (591)	Drug stores, proprietary stores -----	26.2	25.5	9.9	13.6
59 ex. 591	Other retail stores ⁴ -----	52.8	45.3	21.2	22.6
592	Liquor stores -----	26.6	23.6	12.9	13.3
594	Book, stationery stores -----	59.9	77.7	43.6	68.6
595	Sporting goods stores, bicycle shops -----	61.1	67.9	23.1	42.5
597	Jewelry stores -----	92.1	97.9	68.7	70.0
5992	Florists -----	27.8	39.9	16.0	24.7
5996	Camera, photographic supply stores -----	(D)	(D)	(D)	(D)
	SELECTED SERVICES				
7011	Hotels, motels -----	(D)	(D)	40.1	46.4
783	Motion picture theaters -----	77.8	(D)	(D)	45.8

Standard Notes: - Represents zero. (D) Withheld to avoid disclosure. (NA) Not available.

¹1958 group totals for SIC 53 and 56 may include data for "nonemployer" establishments which could not be classified and tabulated by detailed kinds of business.

²Excludes nonstore retailers (i.e., mail order, direct selling, merchandise vending machine operators) part of SIC 53.

³1958 data limited to "employer" establishments.

⁴Includes data for those kinds of business in SIC 59 (ex. 591) not covered in any of the lines below.

TABLE 6. Other Major Retail Centers in the SMSA: 1963

MRC No. 1. Includes establishments on James St. from Grant Blvd.-Hickok St. to Rigi Ave.-Homecroft Rd., and on North Ave., Ashdale Ave., Collingwood Ave., and Edwards Ave. at their intersection with James St. (Syracuse city)

SIC code	Kind of business	Total	SIC code	Kind of business	Number of establishments
	Retail stores, total:				
	Number	62	55 ex. 554	Automotive Dealers	2
	Sales	11 363	55 pt. (554)	Gasoline service stations	9
54, 58, 591	Convenience goods stores:		56	Apparel, accessory stores	10
	Number	25	561, 567	Men's, boys' apparel stores, custom tailors	2
	Sales	6 037	562-3, 568	Women's clothing, specialty stores	7
53 part, 56, 57	Shopping goods stores:		562	Women's ready-to-wear stores	4
	Number	16	565	Family clothing stores	-
	Sales	2 248	566	Shoe stores	1
52, 55, 59 ex. 591	All other stores:		564, 569	Other apparel, accessory stores	-
	Number	21	57	Furniture, home furnishings, equipment stores	4
	Sales	3 078	5712	Furniture stores	1
		Number of establishments	5713-15, 19	Other home furnishings stores	1
			572, 573	Household appliance, radio, television, music stores	2
	Retail stores, total	62	58	Eating, drinking places	13
52	Lumber, building materials, hardware, farm equipment dealers	2	5812	Eating places	9
5251	Hardware stores	1	5813	Drinking places (alcoholic beverages)	4
52 ex. 5251	Other	1	59 pt. (591)	Drug stores, proprietary stores	4
53 part	General merchandise group stores	2	59 ex. 591	Other retail stores	8
531	Department stores	1	592	Liquor stores	3
533	Limited price variety stores	1	594	Book, stationery stores	2
539	Miscellaneous general merchandise stores	-	595	Sporting goods stores, bicycle shops	-
			597	Jewelry stores	-
			5992	Florists	1
54	Food stores	8	5996	Camera, photographic supply stores	-

MRC No. 2. Includes the planned center known as "Northern Lights Shopping Center" and establishments on east side of Brewerton Rd. from Sand Rd. to Belle Ter. (Salina town, Onondaga County)

SIC code	Kind of business	Total	SIC code	Kind of business	Number of establishments
	Retail stores, total:				
	Number	33	55 ex. 554	Automotive dealers	1
	Sales	13 802	55 pt. (554)	Gasoline service stations	-
54, 58, 591	Convenience goods stores:		56	Apparel, accessory stores	13
	Number	6	561, 567	Men's, boys' apparel stores, custom tailors	2
	Sales	5 218	562-3, 568	Women's clothing, specialty stores	6
53 part, 56, 57	Shopping goods stores:		562	Women's ready-to-wear stores	4
	Number	20	565	Family clothing stores	-
	Sales	8 042	566	Shoe stores	3
52, 55, 59 ex. 591	All other stores:		564, 569	Other apparel, accessory stores	2
	Number	7	57	Furniture, home furnishings, equipment stores	3
	Sales	542	5712	Furniture stores	1
		Number of establishments	5713-15, 19	Other home furnishings stores	-
			572, 573	Household appliance, radio, television, music stores	2
	Retail stores, total	33	58	Eating, drinking places	1
52	Lumber, building materials, hardware, farm equipment dealers	3	5812	Eating places	1
5251	Hardware stores	1	5813	Drinking places (alcoholic beverages)	-
52 ex. 5251	Other	2	59 pt. (591)	Drug stores, proprietary stores	1
53 part	General merchandise group stores	4	59 ex. 591	Other retail stores	3
531	Department stores	2	592	Liquor stores	-
533	Limited price variety stores	2	594	Book, stationery stores	-
539	Miscellaneous general merchandise stores	-	595	Sporting goods stores, bicycle shops	-
			597	Jewelry stores	1
			5992	Florists	-
54	Food stores	4	5996	Camera, photographic supply stores	-

Standard Notes: - Represents zero. (D) Withheld to avoid disclosure. (NA) Not available.

TABLE 6. Other Major Retail Centers in the SMSA: 1963—Continued

MRC No. 3. Includes establishments in the area bounded by Taylor, State, Castle, Cortland Ave., Tallman, and Clinton (Syracuse city)

SIC code	Kind of business	Total	SIC code	Kind of business	Number of establishments
	Retail stores, total:				
	Number -----	52	55 ex. 554	Automotive Dealers -----	3
	Sales ----- \$1,000--	21 252	55 pt. (554)	Gasoline service stations -----	4
54, 58, 591	Convenience goods stores:		56	Apparel, accessory stores -----	3
	Number -----	23	561, 567	Men's, boys' apparel stores, custom tailors -----	-
	Sales ----- \$1,000--	6 143	562-3, 568	Women's clothing, specialty stores -----	1
53 part, 56, 57	Shopping goods stores:		562	Women's ready-to-wear stores -----	1
	Number -----	11	565	Family clothing stores -----	-
	Sales ----- \$1,000--	(D)	566	Shoe stores -----	2
52, 55, 59 ex. 591	All other stores:		564, 569	Other apparel, accessory stores -----	-
	Number -----	18	57	Furniture, home furnishings, equipment stores -----	6
	Sales ----- \$1,000--	(D)	5712	Furniture stores -----	1
		Number of establishments	5713-15, 19	Other home furnishings stores -----	2
			572, 573	Household appliance, radio, television, music stores -----	3
	Retail stores, total -----	52	58	Eating, drinking places -----	16
52	Lumber, building materials, hardware, farm equipment dealers -----	3	5812	Eating places -----	10
5251	Hardware stores -----	-	5813	Drinking places (alcoholic beverages) -----	6
52 ex. 5251	Other -----	3	59 pt. (591)	Drug stores, proprietary stores -----	1
53 part	General merchandise group stores -----	2	59 ex. 591	Other retail stores -----	8
531	Department stores -----	1	592	Liquor stores -----	2
533	Limited price variety stores -----	1	594	Book, stationery stores -----	-
539	Miscellaneous general merchandise stores -----	-	595	Sporting goods stores, bicycle shops -----	-
			597	Jewelry stores -----	-
54	Food stores -----	6	5992	Florists -----	-
			5996	Camera, photographic supply stores -----	-

MRC No. 4. Includes establishments on Erie Blvd. E. from Thompson Rd. to Kinne Rd., and in the 5800 block of Bridge St. (Dewitt town, Onondaga County)

SIC code	Kind of business	Total	SIC code	Kind of business	Number of establishments
	Retail stores, total:				
	Number -----	47	55 ex. 554	Automotive dealers -----	2
	Sales ----- \$1,000--	15 094	55 pt. (554)	Gasoline service stations -----	7
54, 58, 591	Convenience goods stores:		56	Apparel, accessory stores -----	6
	Number -----	14	561, 567	Men's, boys' apparel stores, custom tailors -----	2
	Sales ----- \$1,000--	2 436	562-3, 568	Women's clothing, specialty stores -----	2
53 part, 56, 57	Shopping goods stores:		562	Women's ready-to-wear stores -----	2
	Number -----	17	565	Family clothing stores -----	1
	Sales ----- \$1,000--	10 248	566	Shoe stores -----	1
52, 55, 59 ex. 591	All other stores:		564, 569	Other apparel, accessory stores -----	-
	Number -----	16	57	Furniture, home furnishings, equipment stores -----	7
	Sales ----- \$1,000--	2 410	5712	Furniture stores -----	2
		Number of establishments	5713-15, 19	Other home furnishings stores -----	3
			572, 573	Household appliance, radio, television, music stores -----	2
	Retail stores, total -----	47	58	Eating, drinking places -----	10
52	Lumber, building materials, hardware, farm equipment dealers -----	4	5812	Eating places -----	10
5251	Hardware stores -----	1	5813	Drinking places (alcoholic beverages) -----	-
52 ex. 5251	Other -----	3	59 pt. (591)	Drug stores, proprietary stores -----	-
53 part	General merchandise group stores -----	4	59 ex. 591	Other retail stores -----	3
531	Department stores -----	2	592	Liquor stores -----	1
533	Limited price variety stores -----	-	594	Book, stationery stores -----	-
539	Miscellaneous general merchandise stores -----	2	595	Sporting goods stores, bicycle shops -----	2
			597	Jewelry stores -----	-
54	Food stores -----	4	5992	Florists -----	-
			5996	Camera, photographic supply stores -----	-

Standard Notes: - Represents zero. (D) Withheld to avoid disclosure. (NA) Not available.

TABLE 6. Other Major Retail Centers in the SMSA: 1963—Continued

MRC No. 5. Includes the planned center known as "Shoppingtown" extending along the 3500 and 3600 blocks of Erie Blvd. E. near the intersection of Kinne Rd. and Erie Blvd. East (Dewitt town, Onondaga County)

SIC code	Kind of business	Total	SIC code	Kind of business	Number of establishments
	Retail stores, total:				
	Number -----	35	55 ex. 554	Automotive Dealers -----	1
	Sales ----- \$1,000	13 281	55 pt. (554)	Gasoline service stations -----	1
54, 58, 591	Convenience goods stores:		56	Apparel, accessory stores -----	14
	Number -----	6	561, 567	Men's, boys' apparel stores, custom tailors -----	2
	Sales ----- \$1,000	3 567	562-3, 568	Women's clothing, specialty stores -----	7
53 part, 56, 57	Shopping goods stores:		562	Women's ready-to-wear stores -----	5
	Number -----	20	565	Family clothing stores -----	-
	Sales ----- \$1,000	8 706	566	Shoe stores -----	4
52, 55, 59 ex. 591	All other stores:		564, 569	Other apparel, accessory stores -----	1
	Number -----	9	57	Furniture, home furnishings, equipment stores -----	2
	Sales ----- \$1,000	1 008	5712	Furniture stores -----	-
		Number of establishments	5713-15, 19	Other home furnishings stores -----	1
			572, 573	Household appliance, radio, television, music stores -----	1
	Retail stores, total -----	35	58	Eating, drinking places -----	1
52	Lumber, building materials, hardware, farm equipment dealers -----	1	5812	Eating places -----	1
5251	Hardware stores -----	1	5813	Drinking places (alcoholic beverages) -----	-
52 ex. 5251	Other -----	-	59 pt. (591)	Drug stores, proprietary stores -----	1
53 part	General merchandise group stores -----	4	59 ex. 591	Other retail stores -----	6
531	Department stores -----	1	592	Liquor stores -----	1
533	Limited price variety stores -----	2	594	Book, stationery stores -----	-
539	Miscellaneous general merchandise stores -----	1	595	Sporting goods stores, bicycle shops -----	-
			597	Jewelry stores -----	1
54	Food stores -----	4	5992	Florists -----	-
			5996	Camera, photographic supply stores -----	2

MRC No. 6. Includes the planned center known as "Westvale Shopping Center" and establishments on West Genesee St. from Charles Ave. to Orchard Rd. (Selvay, Onondaga County)

SIC code	Kind of business	Total	SIC code	Kind of business	Number of establishments
	Retail stores, total:				
	Number -----	25	55 ex. 554	Automotive dealers -----	1
	Sales ----- \$1,000	8 898	55 pt. (554)	Gasoline service stations -----	3
54, 58, 591	Convenience goods stores:		56	Apparel, accessory stores -----	4
	Number -----	9	561, 567	Men's, boys' apparel stores, custom tailors -----	1
	Sales ----- \$1,000	4 723	562-3, 568	Women's clothing, specialty stores -----	1
53 part, 56, 57	Shopping goods stores:		562	Women's ready-to-wear stores -----	1
	Number -----	9	565	Family clothing stores -----	-
	Sales ----- \$1,000	3 342	566	Shoe stores -----	1
52, 55, 59 ex. 591	All other stores:		564, 569	Other apparel, accessory stores -----	1
	Number -----	7	57	Furniture, home furnishings, equipment stores -----	2
	Sales ----- \$1,000	833	5712	Furniture stores -----	-
		Number of establishments	5713-15, 19	Other home furnishings stores -----	1
			572, 573	Household appliance, radio, television, music stores -----	1
	Retail stores, total -----	25	58	Eating, drinking places -----	3
52	Lumber, building materials, hardware, farm equipment dealers -----	-	5812	Eating places -----	3
5251	Hardware stores -----	-	5813	Drinking places (alcoholic beverages) -----	-
52 ex. 5251	Other -----	-	59 pt. (591)	Drug stores, proprietary stores -----	2
53 part	General merchandise group stores -----	3	59 ex. 591	Other retail stores -----	3
531	Department stores -----	1	592	Liquor stores -----	1
533	Limited price variety stores -----	1	594	Book, stationery stores -----	-
539	Miscellaneous general merchandise stores -----	1	595	Sporting goods stores, bicycle shops -----	-
			597	Jewelry stores -----	-
54	Food stores -----	4	5992	Florists -----	-
			5996	Camera, photographic supply stores -----	-

Standard Notes: - Represents zero. (D) Withheld to avoid disclosure. (NA) Not available.

TABLE 6. Other Major Retail Centers in the SMSA: 1963—Continued

MRC No. 7. Includes establishments in the area bounded by W. Cayuga, W. Second, W. Seneca, Oswego River, E. Cayuga, E. Third, E. Bridge, E. Second, E. Oneida, W. Oneida and W. Fourth (Oswego city, Oswego County)

SIC code	Kind of business	Total	SIC code	Kind of business	Number of establishments
	Retail stores, total:				
	Number -----	107	55 ex. 554	Automotive Dealers -----	6
	Sales ----- \$1,000 --	15 743	55 pt. (554)	Gasoline service stations -----	4
54, 58, 591	Convenience goods stores:		56	Apparel, accessory stores -----	26
	Number -----	28	561, 567	Men's, boys' apparel stores, custom tailors -----	5
	Sales ----- \$1,000 --	5 826	562-3, 568	Women's clothing, specialty stores -----	6
53 part, 56, 57	Shopping goods stores:		562	Women's ready-to-wear stores -----	3
	Number -----	39	565	Family clothing stores -----	2
	Sales ----- \$1,000 --	5 690	566	Shoe stores -----	6
52, 55, 59 ex. 591	All other stores:		564, 569	Other apparel, accessory stores -----	7
	Number -----	40	57	Furniture, home furnishings, equipment stores -----	8
	Sales ----- \$1,000 --	4 227	5712	Furniture stores -----	3
		Number of establishments	5713-15, 19	Other home furnishings stores -----	-
			572, 573	Household appliance, radio, television, music stores -----	5
	Retail stores, total -----	107	58	Eating, drinking places -----	16
52	Lumber, building materials, hardware, farm equipment dealers -----	4	5812	Eating places -----	10
5251	Hardware stores -----	1	5813	Drinking places (alcoholic beverages) -----	6
52 ex. 5251	Other -----	3	59 pt. (591)	Drug stores, proprietary stores -----	4
53 part	General merchandise group stores -----	5	59 ex. 591	Other retail stores -----	26
531	Department stores -----	1	592	Liquor stores -----	3
533	Limited price variety stores -----	3	594	Book, stationery stores -----	-
539	Miscellaneous general merchandise stores -----	1	595	Sporting goods stores, bicycle shops -----	3
			597	Jewelry stores -----	4
54	Food stores -----	8	5992	Florists -----	3
			5996	Camera, photographic supply stores -----	1

MRC No. 8. Includes establishments in the area bounded by: Seneca extended, Seneca, Third, Rochester, Rochester extended, Oswego River (Fulton, Oswego County)

SIC code	Kind of business	Total	SIC code	Kind of business	Number of establishments
	Retail stores, total:				
	Number -----	71	55 ex. 554	Automotive dealers -----	2
	Sales ----- \$1,000 --	7 998	55 pt. (554)	Gasoline service stations -----	5
54, 58, 591	Convenience goods stores:		56	Apparel, accessory stores -----	17
	Number -----	17	561, 567	Men's, boys' apparel stores, custom tailors -----	3
	Sales ----- \$1,000 --	1 452	562-3, 568	Women's clothing, specialty stores -----	6
53 part, 56, 57	Shopping goods stores:		562	Women's ready-to-wear stores -----	3
	Number -----	26	565	Family clothing stores -----	2
	Sales ----- \$1,000 --	4 505	566	Shoe stores -----	4
52, 55, 59 ex. 591	All other stores:		564, 569	Other apparel, accessory stores -----	2
	Number -----	28	57	Furniture, home furnishings, equipment stores -----	4
	Sales ----- \$1,000 --	2 041	5712	Furniture stores -----	2
		Number of establishments	5713-15, 19	Other home furnishings stores -----	-
			572, 573	Household appliance, radio, television, music stores -----	2
	Retail stores, total -----	71	58	Eating, drinking places -----	11
52	Lumber, building materials, hardware, farm equipment dealers -----	5	5812	Eating places -----	8
5251	Hardware stores -----	2	5813	Drinking places (alcoholic beverages) -----	3
52 ex. 5251	Other -----	3	59 pt. (591)	Drug stores, proprietary stores -----	3
53 part	General merchandise group stores -----	5	59 ex. 591	Other retail stores -----	16
531	Department stores -----	1	592	Liquor stores -----	3
533	Limited price variety stores -----	2	594	Book, stationery stores -----	1
539	Miscellaneous general merchandise stores -----	2	595	Sporting goods stores, bicycle shops -----	2
			597	Jewelry stores -----	5
54	Food stores -----	3	5992	Florists -----	-
			5996	Camera, photographic supply stores -----	1

Standard Notes: - Represents zero. (D) Withheld to avoid disclosure. (NA) Not available.

Tacoma, Wash., SMSA

CONTENTS

[Page numbers listed here omit the chapter prefix, 101-, which appears as part of number for each page]

	page
Standard Metropolitan Statistical Area Map	1
Chart on Retail Sales: 1963 and 1958	3
TABLE 1 The Central Business District: 1963 and 1958	4
2 The City: 1963 and 1958	5
3 The Standard Metropolitan Statistical Area: 1963 and 1958	6
4 CBD, City, SMSA—Sales Comparisons: 1958 and 1963	7
5 CBD Sales as Percent of City and SMSA Sales: 1963 and 1958	8
6 Other Major Retail Centers in the SMSA: 1963	9

THE HISTORY OF THE UNITED STATES

By [Faint Name]
[Faint text describing the book's content and scope, including mentions of various historical periods and events.]

[Faint text, likely a preface or introductory section, discussing the author's intent and the structure of the work.]

[Faint text, likely the beginning of a chapter or section, starting with a date or a specific event.]


TACOMA, WASH.

Standard Metropolitan Statistical Area, Central Business District, and Major Retail Centers



**CENTRAL
BUSINESS
DISTRICT**

Comprising Census Tract 16




TACOMA, WASH.

Standard Metropolitan Statistical Area, Central Business District, and Major Retail Centers




Tacoma SMSA

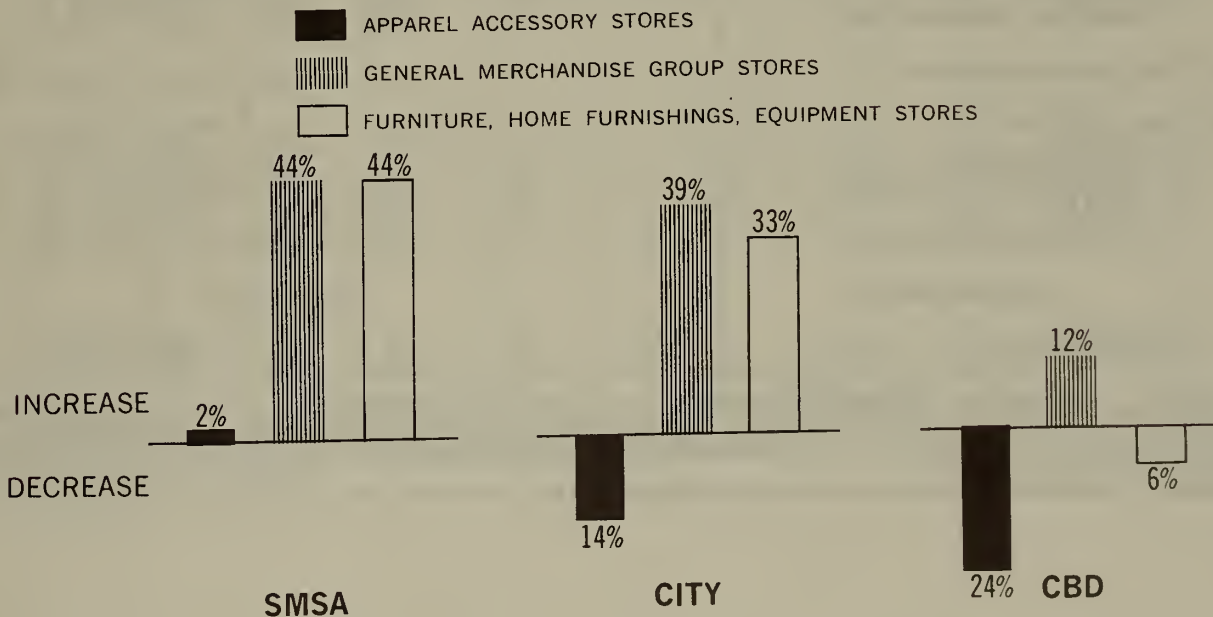
Retail Sales: 1958 and 1963 IN MILLIONS OF DOLLARS



Tacoma



Percent Change in Sales, 1958-1963 by Types of Stores



1963 CENSUS OF BUSINESS, U.S. Department of Commerce, Bureau of the Census

TABLE 1. The Central Business District: 1963 and 1958

SIC code	Kind of business	1963				1958 ¹		
		Estab- lish- ments (number)	Sales (\$1,000)	Payroll, entire year (\$1,000)	Paid employees, workweek ended nearest Nov. 15 (number)	Estab- lish- ments (number)	Sales (\$1,000)	Payroll, entire year (\$1,000)
RETAIL STORES								
	Total ² -----	364	84 559	13 487	3 386	397	80 581	12 528
52	Lumber, building materials, hardware, farm equip- ment dealers -----	11	489	143	34	14	2 458	451
5251	Hardware stores -----	2	(D)	(D)	(D)	4	499	66
52 ex. 5251	Other -----	9	(D)	(D)	(D)	10	1 959	385
53 part ²	General merchandise group stores ² -----	9	36 976	5 917	1 515	15	33 157	5 188
531	Department stores -----	4	(D)	(D)	(D)	4	(D)	(D)
533	Limited price variety stores -----	2	(D)	(D)	(D)	3	2 259	562
539	Miscellaneous general merchandise stores -----	3	(D)	(D)	(D)	8	(D)	(D)
54	Food stores -----	27	1 471	122	33	27	2 845	246
55 ex. 554	Automotive dealers -----	20	11 181	1 585	272	21	8 235	1 161
55 pt. (554)	Gasoline service stations -----	21	1 676	109	30	19	1 109	70
56	Apparel, accessory stores -----	55	6 634	1 071	272	65	8 717	1 270
561, 567	Men's, boys' apparel stores, custom tailors -----	18	2 374	319	75	21	3 173	459
562-3, 568	Women's clothing, specialty stores -----	17	2 756	558	148	18	2 083	321
562	Women's ready-to-wear stores ³ -----	10	2 451	517	131	12	1 802	273
565	Family clothing stores ³ -----	-	-	-	-	3	(D)	(D)
566	Shoe stores -----	19	(D)	(D)	(D)	23	(D)	(D)
564, 569	Other apparel, accessory stores -----	1	(D)	(D)	(D)	-	-	-
57	Furniture, home furnishings, equipment stores -----	27	5 758	1 192	241	26	6 133	1 060
5712	Furniture stores -----	6	(D)	(D)	(D)	5	(D)	(D)
5713-15, 19	Other home furnishings stores -----	2	(D)	(D)	(D)	2	(D)	(D)
572, 573	Household appliance, radio, television, music stores -----	19	1 580	232	54	19	2 178	287
58	Eating, drinking places -----	110	5 688	1 596	625	123	5 713	1 467
5812	Eating places -----	67	4 123	1 300	516	79	4 345	1 268
5813	Drinking places (alcoholic beverages) -----	43	1 565	296	109	44	1 368	199
59 pt. (591)	Drug stores, proprietary stores -----	7	3 116	350	86	8	3 002	410
59 ex. 591	Other retail stores ⁴ -----	77	11 570	1 402	278	79	9 212	1 205
592	Liquor stores -----	4	(D)	(D)	(D)	4	(D)	(D)
594	Book, stationery stores -----	1	(D)	(D)	(D)	6	(D)	(D)
595	Sporting goods stores, bicycle shops -----	2	(D)	(D)	(D)	2	(D)	(D)
597	Jewelry stores -----	13	2 029	328	74	18	2 781	392
5992	Florists -----	1	(D)	(D)	(D)	1	(D)	(D)
5996	Camera, photographic supply stores -----	2	(D)	(D)	(D)	3	(D)	(D)
SELECTED SERVICES								
7011	Hotels, motels -----	18	1 365	475	171	19	(D)	(D)
783	Motion picture theaters -----	5	(D)	(D)	(D)	7	(D)	(D)

Standard Notes: - Represents zero. (D) Withheld to avoid disclosure. (NA) Not available. ¹1958 data revised.

²1958 group totals for SIC 53 and 56 may include data for "nonemployer" establishments which could not be classified and tabulated by detailed kinds of business.

³Excludes nonstore retailers (i.e., mail order, direct selling, merchandise vending machine operators) part of SIC 53.

⁴1958 data limited to "employer" establishments.

⁵Includes data for those kinds of business in SIC 59 (ex. 591) not covered in any of the lines below.

TABLE 2. The City: 1963 and 1958

SIC code	Kind of business	1963				1958 ¹		
		Estab- lish- ments (number)	Sales (\$1,000)	Payroll, entire year (\$1,000)	Paid employees, workweek ended nearest Nov. 15 (number)	Estab- lish- ments (number)	Sales (\$1,000)	Payroll, entire year (\$1,000)
RETAIL STORES								
	Total ² -----	1 370	262 789	34 988	8 795	1 548	224 798	27 346
52	Lumber, building materials, hardware, farm equip- ment dealers -----	64	8 825	1 633	305	76	9 182	1 335
5251	Hardware stores -----	15	1 184	(D)	(D)	29	(D)	(D)
52 ex. 5251	Other -----	49	7 641	(D)	(D)	47	(D)	(D)
53 part ³	General merchandise group stores ² -----	34	49 452	6 837	1 785	57	35 517	5 471
531	Department stores -----	6	41 187	5 597	1 402	4	(D)	(D)
533	Limited price variety stores -----	20	4 080	727	242	23	3 555	748
539	Miscellaneous general merchandise stores -----	8	4 185	513	141	22	(D)	(D)
54	Food stores -----	188	46 717	3 884	963	274	50 535	3 394
55 ex. 554	Automotive dealers -----	116	57 117	6 412	1 071	119	38 826	4 545
55 pt. (554)	Gasoline service stations -----	213	(D)	(D)	(D)	220	14 139	970
56	Apparel, accessory stores -----	93	9 984	1 490	396	95	11 569	1 638
561, 567	Men's, boys' apparel stores, custom tailors -----	21	2 465	332	79	25	3 491	555
562-3, 568	Women's clothing, specialty stores -----	35	4 034	710	198	27	2 268	301
562	Women's ready-to-wear stores ³ -----	21	(D)	(D)	(D)	17	1 836	238
565	Family clothing stores ³ -----	4	1 229	162	39	8	3 280	454
566	Shoe stores -----	26	2 044	266	71	32	2 458	325
564, 569	Other apparel, accessory stores -----	7	212	20	9	3	72	3
57	Furniture, home furnishings, equipment stores -----	115	17 651	3 181	636	97	13 247	2 241
5712	Furniture stores -----	41	6 657	1 010	211	17	4 277	654
5713-15, 19	Other home furnishings stores -----	21	4 321	1 069	205	22	3 398	791
572, 573	Household appliance, radio, television, music stores -----	53	6 673	1 102	220	58	5 572	796
58	Eating, drinking places -----	305	19 795	5 156	1 937	335	16 446	3 527
5812	Eating places -----	188	15 224	4 480	1 693	210	11 942	2 987
5813	Drinking places (alcoholic beverages) -----	117	4 571	676	244	125	4 504	540
59 pt. (591)	Drug stores, proprietary stores -----	46	(D)	(D)	(D)	51	7 952	1 071
59 ex. 591	Other retail stores ⁴ -----	196	27 205	3 687	907	224	27 385	3 154
592	Liquor stores -----	10	7 494	261	72	8	4 545	175
594	Book, stationery stores -----	7	94	14	8	8	455	84
595	Sporting goods stores, bicycle shops -----	13	629	86	19	15	1 200	170
597	Jewelry stores -----	20	2 129	332	75	31	3 001	394
5992	Florists -----	12	830	142	44	22	849	117
5996	Camera, photographic supply stores -----	3	407	44	12	7	491	36
SELECTED SERVICES								
7011	Hotels, motels -----	39	2 117	(D)	(D)	51	2 015	715
783	Motion picture theaters -----	12	942	286	99	15	(D)	(D)

Standard Notes: — Represents zero. (D) Withheld to avoid disclosure. (NA) Not available. ¹1958 data revised.
²1958 group totals for SIC 53 and 56 may include data for "nonemployer" establishments which could not be classified and tabulated by detailed kinds of business.
³Excludes nonstore retailers (i.e., mail order, direct selling, merchandise vending machine operators) part of SIC 53.
⁴1958 data limited to "employer" establishments.
⁵Includes data for those kinds of business in SIC 59 (ex. 591) not covered in any of the lines below.

TABLE 3. The Standard Metropolitan Statistical Area: 1963 and 1958

SIC code	Kind of business	1963				1958 ¹		
		Estab- lish- ments (number)	Sales (\$1,000)	Payroll, entire year (\$1,000)	Paid employees, workweek ended nearest Nov. 15 (number)	Estab- lish- ments (number)	Sales (\$1,000)	Payroll, entire year (\$1,000)
	RETAIL STORES							
	Total ² -----	2 508	407 713	51 110	13 255	2 592	328 684	37 370
52	Lumber, building materials, hardware, farm equip- ment dealers -----	125	18 384	2 906	560	149	14 389	1 878
5251	Hardware stores -----	32	3 283	413	102	59	3 646	341
52 ex. 5251	Other -----	93	15 101	2 493	458	90	10 743	1 537
53 part ²	General merchandise group stores ² -----	70	64 538	8 539	2 289	110	44 723	6 642
531	Department stores -----	9	52 615	6 755	1 719	6	31 888	4 865
533	Limited price variety stores -----	36	6 057	1 001	352	44	5 608	1 066
539	Miscellaneous general merchandise stores -----	25	5 866	783	218	30	6 221	711
54	Food stores -----	370	87 211	7 492	1 840	462	87 865	6 062
55 ex. 554	Automotive dealers -----	203	79 874	8 620	1 507	196	52 084	5 731
55 pt. (554)	Gasoline service stations -----	411	(D)	(D)	(D)	386	24 279	1 606
56	Apparel, accessory stores -----	133	16 483	2 333	644	142	16 094	2 248
561, 567	Men's, boys' apparel stores, custom tailors -----	26	3 498	495	115	30	3 993	635
562-3, 568	Women's clothing, specialty stores -----	50	5 481	913	267	41	3 317	474
562	Women's ready-to-wear stores ³ -----	35	4 739	816	232	28	2 846	410
565	Family clothing stores ³ -----	14	4 382	515	147	18	5 204	664
566	Shoe stores -----	34	2 856	386	104	43	3 422	470
564, 569	Other apparel, accessory stores -----	9	266	24	11	6	118	5
57	Furniture, home furnishings, equipment stores -----	187	24 998	4 212	856	165	17 385	2 714
5712	Furniture stores -----	82	9 994	1 461	311	44	6 047	871
5713-15, 19	Other home furnishings stores -----	28	5 673	1 348	259	29	3 838	864
572, 573	Household appliance, radio, television, music stores -----	77	9 331	1 403	286	92	7 500	979
58	Eating, drinking places -----	560	30 435	7 576	2 925	548	24 218	5 077
5812	Eating places -----	366	23 237	6 579	2 568	366	17 343	4 209
5813	Drinking places (alcoholic beverages) -----	194	7 198	997	357	182	6 875	868
59 pt. (591)	Drug stores, proprietary stores -----	85	(D)	(D)	(D)	82	11 625	1 498
59 ex. 591	Other retail stores ⁴ -----	364	39 584	4 839	1 210	352	36 022	3 914
592	Liquor stores -----	27	11 737	434	114	21	6 798	5 406
594	Book, stationery stores -----	10	108	15	9	12	531	92
595	Sporting goods stores, bicycle shops -----	32	1 561	156	40	24	1 501	202
597	Jewelry stores -----	28	2 730	412	99	39	3 549	454
5992	Florists -----	20	1 195	211	66	33	1 029	137
5996	Camera, photographic supply stores -----	4	467	51	13	10	642	57
	SELECTED SERVICES							
7011	Hotels, motels -----	82	3 233	768	299	95	3 091	936
783	Motion picture theaters -----	20	1 421	407	156	24	(D)	(D)

Standard Notes: - Represents zero. (D) Withheld to avoid disclosure. (NA) Not available.

¹1958 group totals for SIC 53 and 56 may include data for "nonemployer" establishments which could not be classified and tabulated by detailed kinds of business.

²Excludes nonstore retailers (i.e., mail order, direct selling, merchandise vending machine operators) part of SIC 53.

³1958 data limited to "employer" establishments.

⁴Includes data for those kinds of business in SIC 59 (ex. 591) not covered in any of the lines below.

TABLE 4. CBD, City, SMSA—Sales Comparisons: 1958 and 1963

SIC code	Kind of business	Percent change in sales			Percent distribution of sales					
		Central business district	City	Standard metropolitan statistical area	Central business district		City		Standard metropolitan statistical area	
					1963	1958	1963	1958	1963	1958
RETAIL STORES										
	Total ² -----	4.9	16.9	24.0	100.0	100.0	100.0	100.0	100.0	100.0
52	Lumber, building materials, hardware, farm equipment dealers -----	-80.1	-3.9	27.8	0.6	3.1	3.4	4.1	4.5	4.4
5251	Hardware stores -----	(D)	(D)	-10.0	(D)	0.6	0.5	(D)	0.8	1.1
52 ex. 5251	Other -----	(D)	(D)	40.6	(D)	2.4	2.9	(D)	3.7	3.3
53 part ³	General merchandise group stores ^{1,2} -----	11.5	39.2	44.3	43.7	41.1	18.8	15.8	15.8	13.6
531	Department stores -----	(D)	(D)	65.0	(D)	(D)	15.7	(D)	12.9	9.7
533	Limited price variety stores -----	(D)	14.8	8.0	(D)	2.8	1.6	1.6	1.5	1.7
539	Miscellaneous general merchandise stores -----	(D)	(D)	-5.7	(D)	(D)	1.6	(D)	1.4	1.9
54	Food stores -----	-48.3	-7.6	-0.7	1.7	3.5	17.8	22.5	21.4	26.7
55 ex. 554	Automotive dealers -----	35.8	47.1	53.4	13.2	10.2	21.7	17.3	19.6	15.8
55 pt. (554)	Gasoline service stations -----	51.1	(D)	(D)	2.0	1.4	(D)	6.3	(D)	7.4
56	Apparel, accessory stores ¹ -----	-23.9	-13.7	2.4	7.8	10.8	3.8	5.1	4.0	4.9
561, 567	Men's, boys' apparel stores, custom tailors -----	-25.2	-29.4	-12.4	2.8	3.9	0.9	1.6	0.9	1.2
562-3, 568	Women's clothing, specialty stores -----	32.3	77.9	65.2	3.3	2.6	1.5	1.0	1.3	1.0
562	Women's ready-to-wear stores ³ -----	36.0	(D)	66.5	2.9	2.2	(D)	0.8	1.2	0.9
565	Family clothing stores ³ -----	(D)	-62.5	-15.8	-	(D)	0.5	1.5	1.1	1.6
566	Shoe stores -----	(D)	-16.8	-16.5	(D)	(D)	0.8	1.1	0.7	1.0
564, 569	Other apparel, accessory stores -----	(D)	194.4	125.4	(D)	-	0.1	-	0.1	0.1
57	Furniture, home furnishings, equipment stores -----	-6.1	33.2	43.8	6.8	7.6	6.7	5.9	6.1	5.3
5712	Furniture stores -----	(D)	55.6	65.3	(D)	(D)	2.5	1.9	2.5	1.8
5713-15, 19	Other home furnishings stores -----	(D)	27.2	47.8	(D)	(D)	1.6	1.5	1.4	1.2
572, 573	Household appliance, radio, television, music stores -----	-27.5	19.8	24.4	1.9	2.7	2.5	2.5	2.3	2.3
58	Eating, drinking places -----	-0.4	20.4	25.7	6.7	7.1	7.5	7.3	7.5	7.4
5812	Eating places -----	-5.1	27.5	34.0	4.9	5.4	5.8	5.3	5.7	5.3
5813	Drinking places (alcoholic beverages) -----	14.4	1.5	4.7	1.9	1.7	1.7	2.0	1.8	2.1
59 pt. (591)	Drug stores, proprietary stores -----	3.8	(D)	(D)	3.7	3.7	(D)	3.5	(D)	3.5
59 ex. 591	Other retail stores ⁴ -----	25.6	-0.7	9.9	13.7	11.4	10.4	12.2	9.7	11.0
592	Liquor stores -----	(D)	64.9	72.7	(D)	(D)	2.9	2.0	2.9	2.1
594	Book, stationery stores -----	(D)	-79.3	-79.7	(D)	(D)	.0	0.2	.0	0.2
595	Sporting goods stores, bicycle shops -----	(D)	-47.6	4.0	(D)	(D)	0.2	0.5	0.4	0.5
597	Jewelry stores -----	-27.0	-29.1	-23.1	2.4	3.5	0.8	1.3	0.7	1.1
5992	Florists -----	(D)	-2.2	16.1	(D)	(D)	0.3	0.4	0.3	0.3
5996	Camera, photographic supply stores -----	(D)	-17.1	-27.3	(D)	(D)	0.2	0.2	0.1	0.2
SELECTED SERVICES										
7011	Hotels, motels -----	(D)	5.1	4.6	(X)	(X)	(X)	(X)	(X)	(X)
783	Motion picture theaters -----	(D)	(D)	(D)	(X)	(X)	(X)	(X)	(X)	(X)

Standard Notes: - Represents zero. (D) Withheld to avoid disclosure. (NA) Not available. (X) Not applicable. (-) Minus before number denotes decrease.
¹1958 group totals for SIC 53 and 56 may include data for "nonemployer" establishments which could not be classified and tabulated by detailed kinds of business.
²Excludes nonstore retailers (i.e., mail order, direct selling, merchandise vending machine operators) part of SIC 53.
³1958 data limited to "employer" establishments.
⁴Includes data for those kinds of business in SIC 59 (ex. 591) not covered in any of the lines below.

TABLE 5. CBD Sales as Percent of City and SMSA Sales: 1963 and 1958

SIC code	Kind of business	Central business district sales as—			
		Percent of city sales		Percent of standard metropolitan statistical area sales	
		1963	1958	1963	1958
	RETAIL STORES				
	Total ² -----	32.2	35.8	20.7	24.5
52	Lumber, building materials, hardware, farm equipment dealers -----	5.5	26.8	2.7	17.1
5251	Hardware stores -----	(D)	(D)	(D)	13.7
52 ex. 5251	Other -----	(D)	(D)	(D)	18.2
53 part ¹	General merchandise group stores ^{1,2} -----	74.8	93.4	57.3	74.1
531	Department stores -----	(D)	(D)	(D)	(D)
533	Limited price variety stores -----	(D)	63.5	(D)	40.3
539	Miscellaneous general merchandise stores -----	(D)	(D)	(D)	(D)
54	Food stores -----	3.1	5.6	1.7	3.2
55 ex. 554	Automotive dealers -----	19.6	21.2	14.0	15.8
55 pt. (554)	Gasoline service stations -----	(D)	7.8	(D)	4.6
56	Apparel, accessory stores ¹ -----	66.4	75.3	40.2	54.2
561, 567	Men's, boys' apparel stores, custom tailors -----	96.3	90.9	67.9	79.5
562-3, 568	Women's clothing, specialty stores -----	68.3	91.8	50.3	62.8
562	Women's ready-to-wear stores ³ -----	(D)	98.1	51.7	63.3
565	Family clothing stores ³ -----	-	(D)	-	(D)
566	Shoe stores -----	(D)	(D)	(D)	(D)
564, 569	Other apparel, accessory stores -----	(D)	-	(D)	-
57	Furniture, home furnishings, equipment stores -----	32.6	46.3	23.0	35.3
5712	Furniture stores -----	(D)	(D)	(D)	(D)
5713-15, 19	Other home furnishings stores -----	(D)	(D)	(D)	(D)
572, 573	Household appliance, radio, television, music stores -----	23.7	39.1	16.9	29.0
58	Eating, drinking places -----	28.7	34.7	18.7	23.6
5812	Eating places -----	27.1	36.4	17.7	25.1
5813	Drinking places (alcoholic beverages) -----	34.2	30.4	21.7	19.9
59 pt. (591)	Drug stores, proprietary stores -----	(D)	37.8	(D)	25.8
59 ex. 591	Other retail stores ⁴ -----	42.5	33.6	29.2	25.6
592	Liquor stores -----	(D)	(D)	(D)	(D)
594	Book, stationery stores -----	(D)	(D)	(D)	(D)
595	Sporting goods stores, bicycle shops -----	(D)	(D)	(D)	(D)
597	Jewelry stores -----	95.3	92.7	74.3	78.4
5992	Florists -----	(D)	(D)	(D)	(D)
5996	Camera, photographic supply stores -----	(D)	(D)	(D)	(D)
	SELECTED SERVICES				
7011	Hotels, motels -----	64.5	(D)	42.2	(D)
783	Motion picture theaters -----	(D)	(D)	(D)	(D)

Standard Notes: - Represents zero. (D) Withheld to avoid disclosure. (NA) Not available.

¹1958 group totals for SIC 53 and 56 may include data for "nonemployer" establishments which could not be classified and tabulated by detailed kinds of business.

²Excludes nonstore retailers (i.e., mail order, direct selling, merchandise vending machine operators) part of SIC 53.

³1958 data limited to "employer" establishments.

⁴Includes data for those kinds of business in SIC 59 (ex. 591) not covered in any of the lines below.

TABLE 6. Other Major Retail Centers in the SMSA: 1963

MRC No. 1. Includes the planned centers known as "Lakewood Center" and "Lakewood Square" and establishments in the area bounded by: Motor Ave., Bridgeport Way, Belmont Dr., Lake Grove St., and Whitman Ave.

SIC code	Kind of business	Total	SIC code	Kind of business	Number of establishments
	Retail stores, total:				
	Number -----	37	55 ex. 554	Automotive Dealers -----	2
	Sales ----- \$1,000--	7 547	55 pt. (554)	Gasoline service stations -----	4
54, 58, 591	Convenience goods stores:		56	Apparel, accessory stores -----	5
	Number -----	9	561, 567	Men's, boys' apparel stores, custom tailors -----	1
	Sales ----- \$1,000--	2 755	562-3, 568	Women's clothing, specialty stores -----	3
53 part, 56, 57	Shopping goods stores:		562	Women's ready-to-wear stores -----	3
	Number -----	16	565	Family clothing stores -----	-
	Sales ----- \$1,000--	3 933	566	Shoe stores -----	1
52, 55, 59 ex. 591	All other stores:		564, 569	Other apparel, accessory stores -----	-
	Number -----	12	57	Furniture, home furnishings, equipment stores -----	6
	Sales ----- \$1,000--	859	5712	Furniture stores -----	2
			5713-15, 19	Other home furnishings stores -----	1
		Number of establishments	572, 573	Household appliance, radio, television, music stores -----	3
	Retail stores, total -----	37	58	Eating, drinking places -----	4
52	Lumber, building materials, hardware, farm equipment dealers -----	1	5812	Eating places -----	4
5251	Hardware stores -----	1	5813	Drinking places (alcoholic beverages) -----	-
52 ex. 5251	Other -----	-	59 pt. (591)	Drug stores, proprietary stores -----	1
53 part	General merchandise group stores -----	5	59 ex. 591	Other retail stores -----	5
531	Department stores -----	1	592	Liquor stores -----	-
533	Limited price variety stores -----	2	594	Book, stationery stores -----	-
539	Miscellaneous general merchandise stores -----	2	595	Sporting goods stores, bicycle shops -----	-
			597	Jewelry stores -----	2
			5992	Florists -----	-
54	Food stores -----	4	5996	Camera, photographic supply stores -----	-

MRC No. 2. Includes the planned center known as "Villa Plaza" extending along east side of Gravelly Lake Dr. S.W. from Lake Steilacoom Ave. to Wildare Rd.

SIC code	Kind of business	Total	SIC code	Kind of business	Number of establishments
	Retail stores, total:				
	Number -----	33	55 ex. 554	Automotive dealers -----	1
	Sales ----- \$1,000--	15 679	55 pt. (554)	Gasoline service stations -----	-
54, 58, 591	Convenience goods stores:		56	Apparel, accessory stores -----	8
	Number -----	9	561, 567	Men's, boys' apparel stores, custom tailors -----	1
	Sales ----- \$1,000--	3 738	562-3, 568	Women's clothing, specialty stores -----	5
53 part, 56, 57	Shopping goods stores:		562	Women's ready-to-wear stores -----	4
	Number -----	16	565	Family clothing stores -----	-
	Sales ----- \$1,000--	9 743	566	Shoe stores -----	2
52, 55, 59 ex. 591	All other stores:		564, 569	Other apparel, accessory stores -----	-
	Number -----	8	57	Furniture, home furnishings, equipment stores -----	3
	Sales ----- \$1,000--	2 198	5712	Furniture stores -----	-
			5713-15, 19	Other home furnishings stores -----	1
		Number of establishments	572, 573	Household appliance, radio, television, music stores -----	2
	Retail stores, total -----	33	58	Eating, drinking places -----	4
52	Lumber, building materials, hardware, farm equipment dealers -----	1	5812	Eating places -----	4
5251	Hardware stores -----	-	5813	Drinking places (alcoholic beverages) -----	-
52 ex. 5251	Other -----	1	59 pt. (591)	Drug stores, proprietary stores -----	2
53 part	General merchandise group stores -----	5	59 ex. 591	Other retail stores -----	6
531	Department stores -----	2	592	Liquor stores -----	1
533	Limited price variety stores -----	2	594	Book, stationery stores -----	-
539	Miscellaneous general merchandise stores -----	1	595	Sporting goods stores, bicycle shops -----	1
			597	Jewelry stores -----	1
			5992	Florists -----	1
54	Food stores -----	3	5996	Camera, photographic supply stores -----	-

Standard Notes: - Represents zero. (D) Withheld to avoid disclosure. (NA) Not available.

Tampa-St. Petersburg, Fla., SMSA

CONTENTS

[Page numbers listed here omit the chapter prefix, 102-, which appears as part of number for each page]

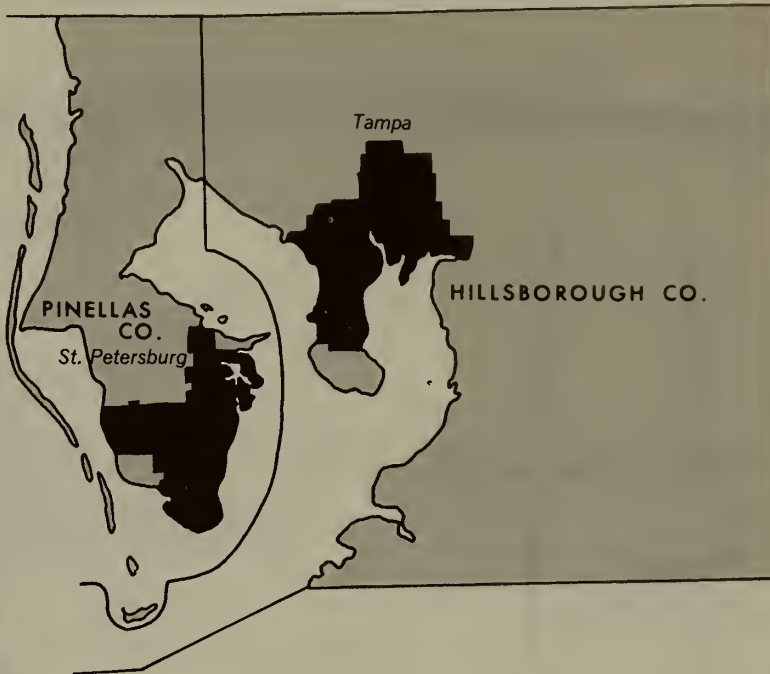
	page
Standard Metropolitan Statistical Area Map	1
Charts on Retail Sales: 1963 and 1958	3
TABLE 1 The Central Business District: 1963 and 1958:	
A Tampa	5
B St. Petersburg	6
2 The City: 1963 and 1958:	
A Tampa	7
B St. Petersburg	8
3 The Standard Metropolitan Statistical Area: 1963 and 1958	9
4 CBD, City, SMSA—Sales Comparisons: 1958 and 1963:	
A Tampa	10
B St. Petersburg	11
5 CBD Sales as Percent of City and SMSA Sales: 1963 and 1958	12
6 Other Major Retail Centers in the SMSA: 1963	13

TAMPA-ST. PETERSBURG, FLA.

Standard Metropolitan Statistical Area, Central Business District, and Major Retail Centers

STANDARD METROPOLITAN
STATISTICAL AREA
& CENTRAL CITIES

0 10 20 MILES



TAMPA

CENTRAL
BUSINESS
DISTRICT

Comprising Census Tract 47



0 1000 2000 FEET

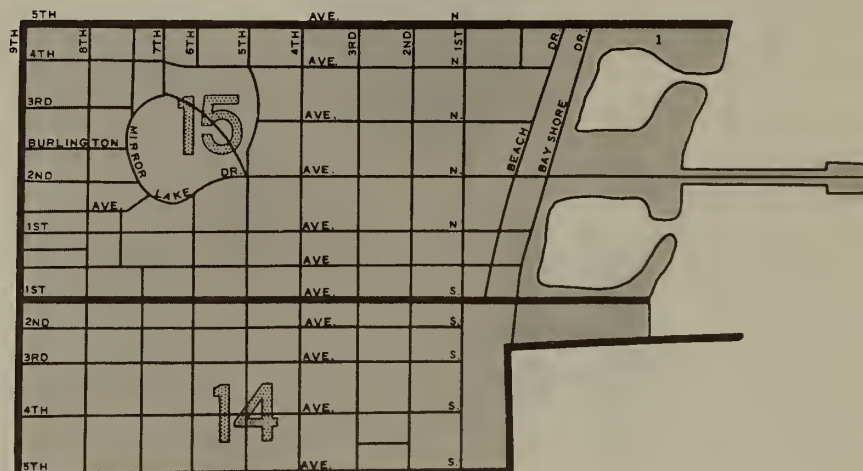


ST. PETERSBURG

CENTRAL
BUSINESS
DISTRICT

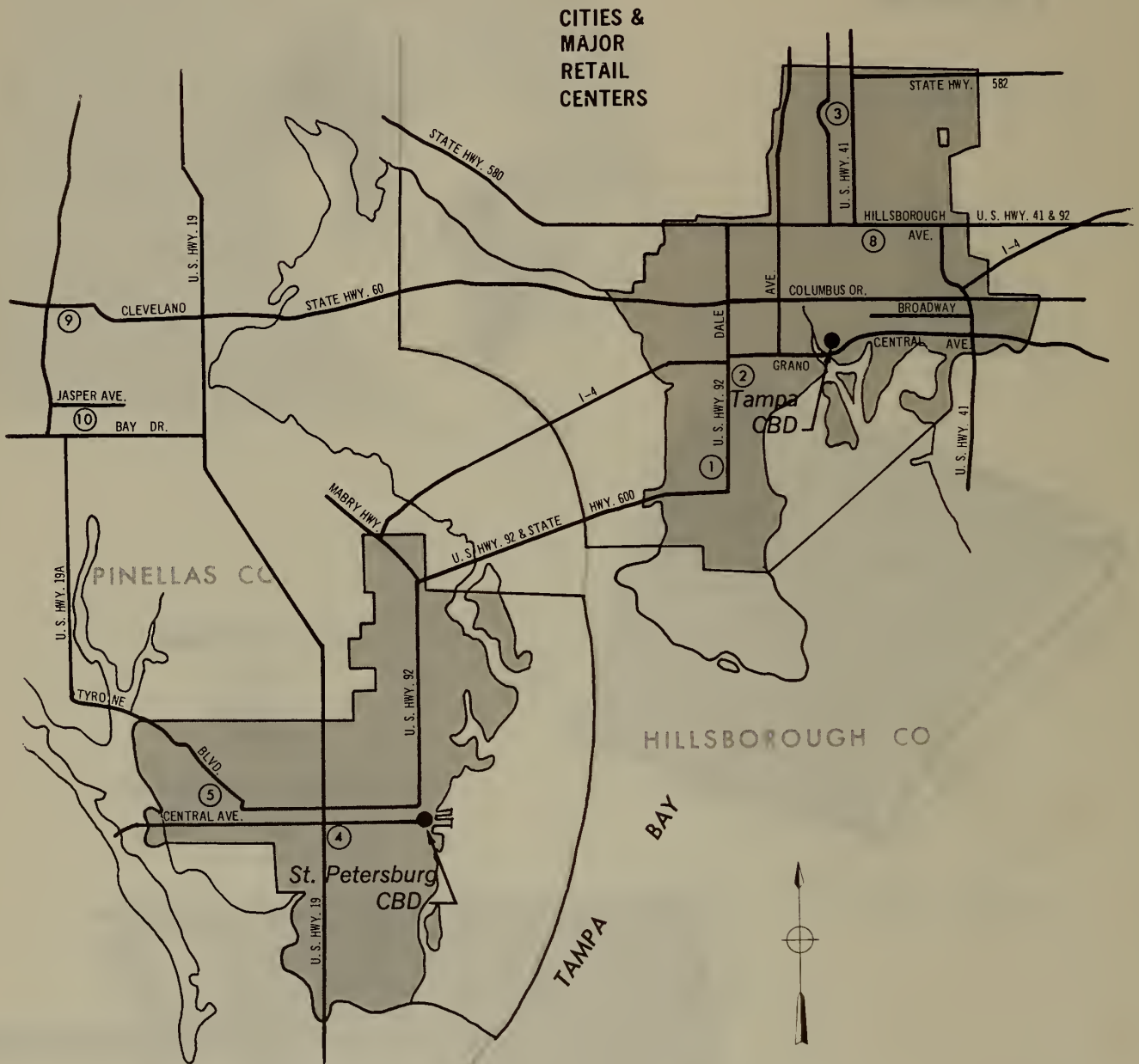
Comprising Census Tracts 14 and 15

0 1000 2000 FEET




TAMPA-ST. PETERSBURG, FLA.

Standard Metropolitan Statistical Area, Central Business District, and Major Retail Centers



Nos. 6 and 7 Unassigned

- Central Business District
- ① Major Retail Centers




Tampa-St. Petersburg SMSA

Retail Sales: 1958 and 1963 IN MILLIONS OF DOLLARS




EACH SYMBOL = 5% CHANGE
 = 26%

Tampa



CENTRAL BUSINESS DISTRICT
 \$68
 \$63
 = -7%


Percent Change in Sales, 1958-1963 by Types of Stores



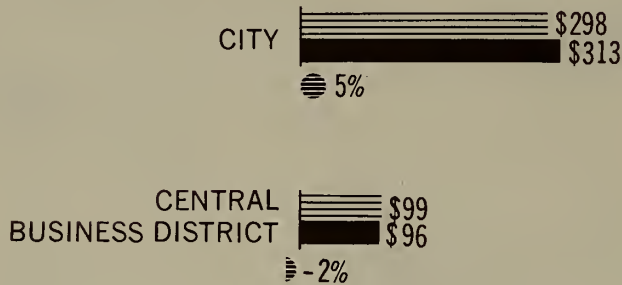
1963 CENSUS OF BUSINESS, U.S. Department of Commerce, Bureau of the Census

Tampa-St. Petersburg SMSA


Retail Sales: 1958 and 1963 IN MILLIONS OF DOLLARS



St. Petersburg



Percent Change in Sales, 1958-1963 by Types of Stores



1963 CENSUS OF BUSINESS, U.S. Department of Commerce, Bureau of the Census

TABLE 1. The Central Business District: 1963 and 1958

A. Tampa

SIC code	Kind of business	1963				1958 ¹		
		Estab- lish- ments (number)	Sales (\$1,000)	Payroll, entire year (\$1,000)	Paid employees, workweek ended nearest Nov. 15 (number)	Estab- lish- ments (number)	Sales (\$1,000)	Payroll, entire year (\$1,000)
	RETAIL STORES							
	Total ^{2,f} -----	197	63 414	8 785	2 821	231	68 174	11 702
52	Lumber, building materials, hardware, farm equip- ment dealers-----	2	(D)	(D)	(D)	4	(D)	(D)
5251	Hardware stores-----	1	(D)	(D)	(D)	3	(D)	(D)
52 ex. 5251	Other-----	1	(D)	(D)	(D)	1	(D)	(D)
53 part ^g	General merchandise group stores ^{2,f} -----	8	16 649	2 548	1 114	9	20 669	5 185
531	Department stores-----	2	(D)	(D)	(D)	3	(D)	(D)
533	Limited price variety stores-----	4	3 864	704	317	3	5 557	851
539	Miscellaneous general merchandise stores-----	2	(D)	(D)	(D)	3	(D)	(D)
54	Food stores-----	2	(D)	(D)	(D)	8	1 393	(D)
55 ex. 554	Automotive dealers-----	7	23 734	2 358	462	9	20 243	2 174
55 pt. (554)	Gasoline service stations-----	9	831	126	42	4	314	39
56	Apparel, accessory stores-----	41	8 171	1 327	374	59	11 075	1 662
561, 567	Men's, boys' apparel stores, custom tailors-----	15	3 607	629	142	14	3 728	592
562-3, 568	Women's clothing, specialty stores-----	11	2 997	447	167	19	4 631	687
562	Women's ready-to-wear stores ³ -----	10	2 944	438	162	17	4 568	677
565	Family clothing stores ³ -----	2	(D)	(D)	(D)	4	(D)	(D)
566	Shoe stores-----	13	1 324	207	54	15	1 901	251
564, 569	Other apparel, accessory stores-----	-	(D)	(D)	(D)	3	(D)	(D)
57	Furniture, home furnishings, equipment stores-----	11	2 230	372	98	16	1 705	356
5712	Furniture stores-----	1	(D)	(D)	(D)	2	(D)	(D)
5713-15, 19	Other home furnishings stores-----	-	-	-	-	1	(D)	(D)
572, 573	Household appliance, radio, television, music stores-----	10	(D)	(D)	(D)	13	1 123	244
58	Eating, drinking places-----	48	3 350	761	374	55	3 815	730
5812	Eating places-----	34	2 701	659	332	39	2 928	633
5813	Drinking places (alcoholic beverages)-----	14	649	102	42	16	887	97
59 pt. (591)	Drug stores, proprietary stores-----	9	2 859	418	113	8	2 498	411
59 ex. 591	Other retail stores ⁴ -----	60	4 348	736	211	59	(D)	1 003
592	Liquor stores-----	1	(D)	(D)	(D)	4	(D)	(D)
594	Book, stationery stores-----	4	(D)	(D)	(D)	2	(D)	(D)
595	Sporting goods stores, bicycle shops-----	1	(D)	(D)	(D)	-	-	-
597	Jewelry stores-----	14	1 546	336	87	16	1 985	373
5992	Florists-----	1	(D)	(D)	(D)	1	(D)	(D)
5996	Camera, photographic supply stores-----	3	(D)	(D)	(D)	2	(D)	(D)
	SELECTED SERVICES							
7011	Hotels, motels-----	9	2 929	1 097	571	7	3 210	1 001
783	Motion picture theaters-----	3	(D)	(D)	(D)	3	(D)	(D)

Standard Notes: - Represents zero. (D) Withheld to avoid disclosure. (NA) Not available. ^f1958 data revised.¹1958 group totals for SIC 53 and 56 may include data for "nonemployer" establishments which could not be classified and tabulated by detailed kinds of business.²Excludes nonstore retailers (i.e., mail order, direct selling, merchandise vending machine operators) part of SIC 53.³1958 data limited to "employer" establishments.⁴Includes data for those kinds of business in SIC 59 (ex. 591) not covered in any of the lines below.

TABLE 1. The Central Business District: 1963 and 1958—Continued

B. St. Petersburg

SIC code	Kind of business	1963				1958 ¹		
		Estab- lish- ments	Sales	Payroll, entire year	Paid employees, workweek ended nearest Nov. 15	Estab- lish- ments	Sales	Payroll, entire year
		(number)	(\$1,000)	(\$1,000)	(number)	(number)	(\$1,000)	(\$1,000)
	RETAIL STORES							
	Total ² -----	331	96 281	12 998	4 432	375	98 591	14 212
52	Lumber, building materials, hardware, farm equip- ment dealers -----	3	86	11	3	4	119	15
5251	Hardware stores -----	2	(D)	(D)	(D)	2	(D)	(D)
52 ex. 5251	Other -----	1	(D)	(D)	(D)	2	(D)	(D)
53 part ²	General merchandise group stores ² -----	15	53 231	6 856	2 470	19	54 023	7 532
531	Department stores -----	3	(D)	(D)	(D)	4	22 092	3 290
533	Limited price variety stores -----	3	1 121	213	90	4	(D)	(D)
539	Miscellaneous general merchandise stores -----	9	(D)	(D)	(D)	11	(D)	(D)
54	Food stores -----	13	777	85	35	17	1 404	118
55 ex. 554	Automotive dealers -----	5	16 362	1 649	282	7	12 678	1 553
55 pt. (554)	Gasoline service stations -----	9	569	90	29	11	581	84
56	Apparel, accessory stores -----	78	8 956	1 407	454	99	10 363	1 409
561, 567	Men's, boys' apparel stores, custom tailors -----	14	1 878	296	87	17	2 046	290
562-3, 568	Women's clothing, specialty stores -----	40	5 296	855	298	49	6 218	834
562	Women's ready-to-wear stores ³ -----	30	5 127	828	283	36	5 901	817
565	Family clothing stores ³ -----	3	(D)	(D)	(D)	5	256	58
566	Shoe stores -----	16	1 519	209	53	19	1 482	189
564, 569	Other apparel, accessory stores -----	5	(D)	(D)	(D)	4	207	20
57	Furniture, home furnishings, equipment stores -----	24	2 746	425	99	30	4 358	655
5712	Furniture stores -----	4	(D)	(D)	(D)	5	2 339	399
5713-15, 19	Other home furnishings stores -----	7	(D)	(D)	(D)	8	538	71
572, 573	Household appliance, radio, television, music stores -----	13	1 553	209	49	17	1 481	185
58	Eating, drinking places -----	82	5 673	1 295	733	82	6 503	1 631
5812	Eating places -----	59	4 691	1 155	681	65	5 571	1 544
5813	Drinking places (alcoholic beverages) -----	23	982	140	52	17	932	87
59 pt. (591)	Drug stores, proprietary stores -----	8	2 777	524	155	11	2 736	429
59 ex. 591	Other retail stores ⁴ -----	94	5 104	656	172	95	5 826	786
592	Liquor stores -----	5	360	4	1	7	421	29
594	Book, stationery stores -----	3	(D)	(D)	(D)	4	395	69
595	Sporting goods stores, bicycle shops -----	6	237	22	10	2	(D)	(D)
597	Jewelry stores -----	11	2 134	307	62	16	1 957	234
5992	Florists -----	4	153	28	6	6	136	25
5996	Camera, photographic supply stores -----	3	(D)	(D)	(D)	3	330	47
	SELECTED SERVICES							
7011	Hotels, motels -----	97	4 555	1 360	583	83	4 700	1 378
783	Motion picture theaters -----	4	(D)	(D)	(D)	3	724	129

Standard Notes: - Represents zero. (D) Withheld to avoid disclosure. (NA) Not available.

¹1958 group totals for SIC 53 and 56 may include data for "nonemployer" establishments which could not be classified and tabulated by detailed kinds of business.

²Excludes nonstore retailers (i.e., mail order, direct selling, merchandise vending machine operators) part of SIC 53.

³1958 data limited to "employer" establishments.

⁴Includes data for those kinds of business in SIC 59 (ex. 591) not covered in any of the lines below.

TABLE 2. The City: 1963 and 1958

A. Tampa

SIC code	Kind of business	1963				1958 ¹		
		Estab- lish- ments (number)	Sales (\$1,000)	Payroll, entire year (\$1,000)	Paid employees, workweek ended nearest Nov. 15 (number)	Estab- lish- ments (number)	Sales (\$1,000)	Payroll, entire year (\$1,000)
	RETAIL STORES							
	Total ² -----	2 870	444 572	47 964	16 056	2 917	384 660	41 643
52	Lumber, building materials, hardware, farm equip- ment dealers -----	130	13 846	2 034	530	156	20 454	2 364
5251	Hardware stores -----	40	2 710	371	102	54	3 376	354
52 ex. 5251	Other -----	90	11 136	1 663	428	102	17 078	2 010
53 part ³	General merchandise group stores ² -----	81	61 840	8 579	3 115	108	52 947	9 639
531	Department stores -----	9	46 054	6 407	2 259	9	(D)	(D)
533	Limited price variety stores -----	31	8 655	1 389	588	26	11 264	1 635
539	Miscellaneous general merchandise stores -----	41	7 131	783	268	49	(D)	(D)
54	Food stores -----	534	105 915	6 562	2 463	595	88 221	4 490
55 ex. 554	Automotive dealers -----	186	107 425	8 968	1 831	188	82 106	7 119
55 pt. (554)	Gasoline service stations -----	433	32 522	2 890	1 030	407	28 472	2 366
56	Apparel, accessory stores -----	173	21 145	3 057	956	161	21 487	2 824
561, 567	Men's, boys' apparel stores, custom tailors -----	37	5 300	906	223	37	5 883	(D)
562-3, 568	Women's clothing, specialty stores -----	60	8 944	1 250	465	56	(D)	(D)
562	Women's ready-to-wear stores ³ -----	48	7 417	1 059	392	44	(D)	(D)
565	Family clothing stores ³ -----	25	1 879	264	76	19	2 327	268
566	Shoe stores -----	40	4 424	588	174	33	3 688	467
564, 569	Other apparel, accessory stores -----	11	598	49	18	12	(D)	(D)
57	Furniture, home furnishings, equipment stores -----	199	20 557	3 007	840	193	19 554	2 701
5712	Furniture stores -----	71	9 247	1 608	471	72	9 615	1 364
5713-15, 19	Other home furnishings stores -----	52	3 175	528	142	40	(D)	(D)
572, 573	Household appliance, radio, television, music stores -----	76	8 135	871	227	81	(D)	(D)
58	Eating, drinking places -----	565	35 488	7 273	3 446	519	28 027	5 105
5812	Eating places -----	357	27 124	6 183	2 938	307	20 087	4 227
5813	Drinking places (alcoholic beverages) -----	208	8 364	1 090	508	212	7 940	878
59 pt. (591)	Drug stores, proprietary stores -----	119	17 580	2 426	855	124	13 954	1 868
59 ex. 591	Other retail stores ⁴ -----	450	28 254	3 168	990	466	29 438	3 167
592	Liquor stores -----	70	9 683	496	202	69	9 946	605
594	Book, stationery stores -----	12	287	32	17	14	(D)	(D)
595	Sporting goods stores, bicycle shops -----	20	780	(D)	(D)	21	(D)	(D)
597	Jewelry stores -----	32	2 674	501	135	39	2 863	482
5992	Florists -----	50	1 330	236	92	39	773	119
5996	Camera, photographic supply stores -----	6	(D)	(D)	(D)	6	332	46
	SELECTED SERVICES							
7011	Hotels, motels -----	144	(D)	(D)	(D)	136	(D)	(D)
783	Motion picture theaters -----	14	2 465	462	205	17	(D)	(D)

Standard Notes: - Represents zero. (D) Withheld to avoid disclosure. (NA) Not available.

¹1958 group totals for SIC 53 and 56 may include data for "nonemployer" establishments which could not be classified and tabulated by detailed kinds of business.

²Excludes nonstore retailers (i.e., mail order, direct selling, merchandise vending machine operators) part of SIC 53.

³1958 data limited to "employer" establishments.

⁴Includes data for those kinds of business in SIC 59 (ex. 591) not covered in any of the lines below.

TABLE 2. The City: 1963 and 1958—Continued

B. St. Petersburg

SIC code	Kind of business	1963				1958 ¹		
		Estab- lish- ments (number)	Sales (\$1,000)	Payroll, entire year (\$1,000)	Paid employees, workweek ended nearest Nov. 15 (number)	Estab- lish- ments (number)	Sales (\$1,000)	Payroll, entire year (\$1,000)
	RETAIL STORES							
	Total ² -----	1 501	313 183	37 234	12 247	1 793	298 274	34 450
52	Lumber, building materials, hardware, farm equip- ment dealers -----	49	7 756	1 054	245	86	23 844	3 182
5251	Hardware stores -----	15	(D)	(D)	(D)	30	1 254	163
52 ex. 5251	Other -----	34	(D)	(D)	(D)	56	22 590	3 019
53 part ³	General merchandise group stores ² -----	40	82 249	10 651	3 794	55	64 513	9 027
531	Department stores -----	7	41 617	5 641	1 857	(NA)	(NA)	(NA)
533	Limited price variety stores -----	18	(D)	(D)	(D)	21	5 935	1 118
539	Miscellaneous general merchandise stores -----	15	(D)	(D)	(D)	(NA)	(NA)	(NA)
54	Food stores -----	194	53 304	3 841	1 336	243	52 099	2 904
55 ex. 554	Automotive dealers -----	90	67 279	6 446	1 230	112	52 810	5 053
55 pt. (554)	Gasoline service stations -----	231	19 015	1 883	648	220	14 941	1 393
56	Apparel, accessory stores -----	134	13 994	2 001	664	170	14 979	1 921
561, 567	Men's, boys' apparel stores, custom tailors -----	25	2 548	376	108	35	3 017	412
562-3, 568	Women's clothing, specialty stores -----	66	7 660	1 107	401	77	8 231	1 037
562	Women's ready-to-wear stores ³ -----	52	7 271	1 044	375	51	7 586	995
565	Family clothing stores ³ -----	9	986	119	47	6	313	61
566	Shoe stores -----	27	2 687	384	101	34	1 807	367
564, 569	Other apparel, accessory stores -----	7	113	15	7	12	423	44
57	Furniture, home furnishings, equipment stores -----	110	12 267	1 961	491	130	17 523	2 216
5712	Furniture stores -----	35	4 554	751	203	(NA)	(NA)	(NA)
5713-15; 19	Other home furnishings stores -----	32	2 886	515	127	(NA)	(NA)	(NA)
572, 573	Household appliance, radio, television, music stores -----	43	4 827	695	161	66	9 101	870
58	Eating, drinking places -----	293	20 835	4 755	2 374	378	22 538	4 635
5812	Eating places -----	207	17 766	4 430	2 222	263	18 870	4 342
5813	Drinking places (alcoholic beverages) -----	86	3 069	325	152	115	3 668	293
59 pt. (591)	Drug stores, proprietary stores -----	68	13 873	2 106	670	84	10 231	1 439
59 ex. 591	Other retail stores ⁴ -----	292	22 611	2 536	795	315	24 796	2 680
592	Liquor stores -----	40	8 676	497	199	39	7 607	413
594	Book, stationery stores -----	4	(D)	(D)	(D)	7	501	76
595	Sporting goods stores, bicycle shops -----	18	931	123	33	14	591	57
597	Jewelry stores -----	23	2 721	396	86	33	2 645	318
5992	Florists -----	21	1 009	152	48	(NA)	(NA)	(NA)
5996	Camera, photographic supply stores -----	4	352	49	14	(NA)	(NA)	(NA)
	SELECTED SERVICES							
7011	Hotels, motels -----	245	8 669	2 086	896	342	9 680	2 276
783	Motion picture theaters -----	10	(D)	(D)	(D)	11	1 496	301

Standard Notes: - Represents zero. (D) Withheld to avoid disclosure. (NA) Not available.

¹1958 group totals for SIC 53 and 56 may include data for "nonemployer" establishments which could not be classified and tabulated by detailed kinds of business.²Excludes nonstore retailers (i.e., mail order, direct selling, merchandise vending machine operators) part of SIC 53.³1958 data limited to "employer" establishments.⁴Includes data for those kinds of business in SIC 59 (ex. 591) not covered in any of the lines below.

TABLE 3. The Standard Metropolitan Statistical Area: 1963 and 1958

SIC code	Kind of business	1963				1958 ¹		
		Estab- lish- ments	Sales	Payroll, entire year	Paid employees, workweek ended nearest Nov. 15	Estab- lish- ments	Sales	Payroll, entire year
		(number)	(\$1,000)	(\$1,000)	(number)	(number)	(\$1,000)	(\$1,000)
RETAIL STORES								
	Total ² -----	7 335	1 137 806	124 322	41 010	6 996	905 044	97 021
52	Lumber, building materials, hardware, farm equip- ment dealers -----	320	41 370	5 911	1 406	358	65 725	7 914
5251	Hardware stores -----	119	7 260	979	258	139	7 849	818
52 ex. 5251	Other -----	201	34 110	4 932	1 148	219	57 876	7 096
53 part ³	General merchandise group stores ² -----	206	175 787	23 408	8 453	270	129 508	20 044
531	Department stores -----	21	108 292	14 823	5 040	18	66 424	11 694
533	Limited price variety stores -----	90	23 598	3 620	1 572	73	21 326	3 332
539	Miscellaneous general merchandise stores -----	95	43 897	4 965	1 841	111	40 130	5 018
54	Food stores -----	1 190	262 409	16 985	6 120	1 230	203 067	10 619
55 ex. 554	Automotive dealers -----	468	250 284	22 225	4 330	435	171 424	15 474
55 pt. (554)	Gasoline service stations -----	1 145	85 936	7 410	2 609	953	62 417	5 132
56	Apparel, accessory stores -----	482	49 359	6 804	2 239	485	47 691	6 148
561, 567	Men's, boys' apparel stores, custom tailors -----	92	10 366	1 654	417	99	11 035	1 487
562-3, 568	Women's clothing, specialty stores -----	207	22 843	3 048	1 134	205	21 775	2 861
562	Women's ready-to-wear stores ³ -----	166	20 246	2 719	1 005	147	20 337	2 755
565	Family clothing stores ³ -----	56	5 213	656	259	41	4 729	621
566	Shoe stores -----	93	9 212	1 269	363	93	8 196	1 019
564, 569	Other apparel, accessory stores -----	34	1 725	177	66	33	1 650	160
57	Furniture, home furnishings, equipment stores -----	501	49 987	7 303	1 909	475	51 984	6 886
5712	Furniture stores -----	175	22 113	3 491	941	166	22 180	3 166
5713-15, 19	Other home furnishings stores -----	121	8 147	1 287	327	95	5 922	964
572, 573	Household appliance, radio, television, music stores -----	205	19 727	2 525	641	214	23 882	2 756
58	Eating, drinking places -----	1 476	89 265	18 619	8 922	1 339	69 161	13 127
5812	Eating places -----	993	71 455	16 552	7 945	859	52 445	11 504
5813	Drinking places (alcoholic beverages) -----	483	17 810	2 067	977	480	16 716	1 623
59 pt. (591)	Drug stores, proprietary stores -----	294	47 861	6 725	2 236	286	32 436	4 400
59 ex. 591	Other retail stores ⁴ -----	1 253	85 548	8 932	2 786	1 165	71 631	7 277
592	Liquor stores -----	174	32 253	1 829	626	161	23 443	1 319
594	Book, stationery stores -----	29	1 319	147	58	32	1 665	214
595	Sporting goods stores, bicycle shops -----	65	2 252	285	85	52	1 637	150
597	Jewelry stores -----	94	6 786	1 052	273	97	6 274	885
5992	Florists -----	97	3 246	533	201	84	2 063	317
5996	Camera, photographic supply stores -----	17	1 405	179	41	16	953	115
SELECTED SERVICES								
7011	Hotels, motels -----	915	31 849	7 699	3 328	895	25 782	6 186
783	Motion picture theaters -----	37	(D)	(D)	(D)	46	(D)	(D)

Standard Notes: - Represents zero. (D) Withheld to avoid disclosure. (NA) Not available.
¹1958 group totals for SIC 53 and 56 may include data for "nonemployer" establishments which could not be classified and tabulated by detailed kinds of business.
²Excludes nonstore retailers (i.e., mail order, direct selling, merchandise vending machine operators) part of SIC 53.
³1958 data limited to "employer" establishments.
⁴Includes data for those kinds of business in SIC 59 (ex. 591) not covered in any of the lines below.

TABLE 4. CBD, City, SMSA—Sales Comparisons: 1958 and 1963
A. Tampa

SIC code	Kind of business	Percent change in sales			Percent distribution of sales					
		Central business district	City	Standard metropolitan statistical area	Central business district		City		Standard metropolitan statistical area	
					1963	1958	1963	1958	1963	1958
RETAIL STORES										
	Total ² -----	-7.0	15.6	25.7	100.0	100.0	100.0	100.0	100.0	100.0
52	Lumber, building materials, hardware, farm equipment dealers -----	(D)	-32.3	-37.1	(D)	(D)	3.1	5.3	3.6	7.3
5251	Hardware stores -----	(D)	-19.7	-7.5	(D)	(D)	0.6	0.9	0.6	0.9
52 ex. 5251	Other -----	(D)	-34.8	-41.1	(D)	(D)	2.5	4.4	3.0	6.4
53 part ¹	General merchandise group stores ^{1,2} -----	-19.5	16.8	35.7	26.3	30.3	13.9	13.8	15.5	14.3
531	Department stores -----	(D)	(D)	63.0	(D)	(D)	10.4	(D)	9.5	7.3
533	Limited price variety stores -----	-30.5	-23.2	10.7	6.1	8.2	1.9	2.9	2.1	2.4
539	Miscellaneous general merchandise stores -----	(D)	(D)	9.4	(D)	(D)	1.6	(D)	3.9	4.4
54	Food stores -----	(D)	20.1	29.2	(D)	2.0	23.8	22.9	23.1	22.4
55 ex. 554	Automotive dealers -----	17.3	30.8	46.0	37.4	29.7	24.2	21.3	22.0	18.9
55 pt. (554)	Gasoline service stations -----	164.6	14.2	37.7	1.3	0.5	7.3	7.4	7.6	6.9
56	Apparel, accessory stores -----	-26.2	-1.6	3.5	12.9	16.2	4.7	5.6	4.3	5.3
561, 567	Men's, boys' apparel stores, custom tailors -----	-3.2	-9.9	-6.1	5.7	5.5	1.2	1.5	0.9	1.2
562-3, 568	Women's clothing, specialty stores -----	-35.3	(D)	4.9	4.7	6.8	2.0	(D)	2.0	2.4
562	Women's ready-to-wear stores ³ -----	-35.6	(D)	-0.5	4.6	6.7	1.7	(D)	1.8	2.2
565	Family clothing stores ³ -----	(D)	-19.3	10.2	(D)	(D)	0.4	0.6	0.5	0.5
566	Shoe stores -----	-30.4	20.0	12.4	2.1	2.8	1.0	1.0	0.8	0.9
564, 569	Other apparel, accessory stores -----	(D)	(D)	4.6	(D)	(D)	0.1	(D)	0.1	0.2
57	Furniture, home furnishings, equipment stores -----	30.8	5.1	-3.8	3.5	2.5	4.6	5.1	4.4	5.7
5712	Furniture stores -----	(D)	-3.8	-0.3	(D)	(D)	2.1	2.5	2.0	2.4
5713-15, 19	Other home furnishings stores -----	(D)	(D)	37.6	-	(D)	0.7	(D)	0.7	0.7
572, 573	Household appliance, radio, television, music stores -----	(D)	(D)	-17.4	(D)	1.6	1.8	(D)	1.7	2.6
58	Eating, drinking places -----	-12.2	26.6	29.1	5.3	5.6	8.0	7.3	7.8	7.7
5812	Eating places -----	-7.8	35.0	36.3	4.3	4.3	6.1	5.2	6.3	5.8
5813	Drinking places (alcoholic beverages) -----	-26.8	5.3	6.5	1.0	1.3	1.9	2.1	1.5	1.9
59 pt. (591)	Drug stores, proprietary stores -----	14.5	26.0	47.6	4.5	3.7	4.0	3.6	4.2	3.6
59 ex. 591	Other retail stores ⁴ -----	(D)	-4.0	19.4	6.9	(D)	6.4	7.7	7.5	7.9
592	Liquor stores -----	(D)	-2.7	37.6	(D)	(D)	2.2	2.6	2.8	2.6
594	Book, stationery stores -----	(D)	(D)	-20.8	(D)	(D)	0.1	(D)	0.1	0.2
595	Sporting goods stores, bicycle shops -----	(D)	(D)	37.6	(D)	-	(D)	(D)	0.2	0.2
597	Jewelry stores -----	-22.1	-6.6	8.2	2.4	2.9	0.6	0.7	0.6	0.7
5992	Florists -----	(D)	72.1	57.3	(D)	(D)	0.3	0.2	0.3	0.2
5996	Camera, photographic supply stores -----	(D)	(D)	47.4	(D)	(D)	(D)	0.1	0.1	0.1
SELECTED SERVICES										
7011	Hotels, motels -----	-8.8	(D)	23.5	(X)	(X)	(X)	(X)	(X)	(X)
783	Motion picture theaters -----	(D)	(D)	(D)	(X)	(X)	(X)	(X)	(X)	(X)

Standard Notes: - Represents zero. (D) Withheld to avoid disclosure. (NA) Not available. (X) Not applicable. (-) Minus sign before number denotes decrease.
¹1958 group totals for SIC 53 and 56 may include data for "nonemployer" establishments which could not be classified and tabulated by detailed kinds of business.
²Excludes nonstore retailers (i.e., mail order, direct selling, merchandise vending machine operators) part of SIC 53.
³1958 data limited to "employer" establishments.
⁴Includes data for those kinds of business in SIC 59 (ex. 591) not covered in any of the lines below.

TABLE 4. CBD, City, SMSA—Sales Comparisons: 1958 and 1963—Continued

B. St. Petersburg

SIC code	Kind of business	Percent change in sales			Percent distribution of sales					
		Central business district	City	Standard metropolitan statistical area	Central business district		City		Standard metropolitan statistical area	
					1963	1958	1963	1958	1963	1958
	RETAIL STORES									
	Total ² -----	-2.3	5.0	25.7	100.0	100.0	100.0	100.0	100.0	100.0
52	Lumber, building materials, hardware, farm equipment dealers -----	-27.7	-67.5	-37.1	0.1	0.1	2.5	8.0	3.6	7.3
5251	Hardware stores -----	(D)	(D)	-7.5	(D)	(D)	(D)	0.4	0.6	0.9
52 ex. 5251	Other -----	(D)	(D)	-41.1	(D)	(D)	(D)	7.6	3.0	6.4
53 part ¹	General merchandise group stores ^{1,2} -----	-1.5	27.5	35.7	55.3	*54.8	26.2	21.6	15.5	14.3
531	Department stores -----	(D)	(NA)	63.0	(D)	22.4	13.3	(NA)	9.5	7.3
533	Limited price variety stores -----	(D)	(D)	10.7	1.2	(D)	(D)	2.0	2.1	2.4
539	Miscellaneous general merchandise stores -----	(D)	(D)	9.4	(D)	(D)	(D)	(NA)	3.9	4.4
54	Food stores -----	-44.7	2.3	29.2	0.8	1.4	17.0	17.5	23.1	22.4
55 ex. 554	Automotive dealers -----	29.1	27.4	46.0	17.0	12.9	21.5	17.7	22.0	18.9
55 pt. (554)	Gasoline service stations -----	-2.1	27.3	37.7	0.6	0.6	6.1	5.0	7.6	6.9
56	Apparel, accessory stores ¹ -----	-13.6	-6.6	3.5	9.3	10.5	4.5	5.0	4.3	5.3
561, 567	Men's, boys' apparel stores, custom tailors -----	-8.2	-15.6	-6.1	2.0	2.2	0.8	1.0	0.9	1.2
562-3, 568	Women's clothing, specialty stores -----	-14.8	-6.9	4.9	5.5	6.3	2.4	2.8	2.0	2.4
562	Women's ready-to-wear stores ³ -----	-13.1	-4.2	-0.5	5.3	6.0	2.3	2.5	1.8	2.2
565	Family clothing stores ³ -----	(D)	215.0	10.2	(D)	0.3	0.3	0.1	0.5	0.5
566	Shoe stores -----	2.5	-4.3	12.4	1.6	1.5	0.9	0.9	0.8	0.9
564, 569	Other apparel, accessory stores -----	(D)	-73.3	4.6	(D)	0.2	0.1	0.1	0.1	0.2
57	Furniture, home furnishings, equipment stores -----	-37.0	-30.0	-3.8	2.8	4.4	3.9	5.9	4.4	5.7
5712	Furniture stores -----	(D)	(NA)	-0.3	(D)	2.4	1.5	(NA)	2.0	2.4
5713-15, 19	Other home furnishings stores -----	(D)	(NA)	37.6	(D)	0.5	0.9	(NA)	0.7	0.7
572, 573	Household appliance, radio, television, music stores -----	4.9	-47.0	-17.4	1.6	1.5	1.5	3.1	1.7	2.6
58	Eating, drinking places -----	-12.8	-7.6	29.1	5.9	6.6	6.7	7.6	7.8	7.7
5812	Eating places -----	-15.8	-5.9	36.3	4.9	5.7	5.7	6.3	6.3	5.8
5813	Drinking places (alcoholic beverages) -----	5.4	-16.3	6.5	1.0	0.9	1.0	1.3	1.6	1.9
59 pt. (591)	Drug stores, proprietary stores -----	1.5	36.0	47.6	2.9	2.8	4.4	3.4	4.2	3.6
59 ex. 591	Other retail stores ⁴ -----	-12.4	-8.8	19.4	5.3	5.9	7.2	8.3	7.5	7.9
592	Liquor stores -----	-14.5	14.1	37.6	0.4	0.4	2.8	2.6	2.8	2.6
594	Book, stationery stores -----	(D)	(D)	-20.8	(D)	0.4	(D)	0.2	0.1	0.2
595	Sporting goods stores, bicycle shops -----	(D)	57.5	37.6	0.2	(D)	0.3	0.2	0.2	0.2
597	Jewelry stores -----	9.0	2.9	8.2	2.2	2.0	0.9	0.9	0.6	0.7
5992	Florists -----	12.5	(NA)	57.3	0.2	0.1	0.3	(NA)	0.3	0.2
5996	Camera, photographic supply stores -----	(D)	(NA)	47.4	(D)	0.3	0.1	(NA)	0.1	0.1
	SELECTED SERVICES									
7011	Hotels, motels -----	-3.1	-10.5	23.5	(X)	(X)	(X)	(X)	(X)	(X)
783	Motion picture theaters -----	(D)	(D)	(D)	(X)	(X)	(X)	(X)	(X)	(X)

Standard Notes: - Represents zero. (D) Withheld to avoid disclosure. (NA) Not available. (X) Not applicable. (-) Minus sign before number denotes decrease.

¹1958 group totals for SIC 53 and 56 may include data for "nonemployer" establishments which could not be classified and tabulated by detailed kinds of business.

²Excludes nonstore retailers (i.e., mail order, direct selling, merchandise vending machine operators) part of SIC 53.

³1958 data limited to "employer" establishments.

⁴Includes data for those kinds of business in SIC 59 (ex. 591) not covered in any of the lines below.

TABLE 5. CBD Sales as Percent of City and SMSA Sales: 1963 and 1958

SIC code	Kind of business	Central business district sales as—							
		Percent of city sales		Percent of standard metropolitan statistical area sales		Percent of city sales		Percent of standard metropolitan statistical area sales	
		1963	1958	1963	1958	1963	1958	1963	1958
		TAMPA				ST. PETERSBURG			
	RETAIL STORES								
	Total ² -----	14.3	17.7	5.6	7.5	30.7	33.1	8.5	10.9
52	Lumber, building materials, hardware, farm equipment dealers -----	(D)	(D)	(D)	(D)	1.1	0.5	0.2	0.2
5251	Hardware stores -----	(D)	(D)	(D)	(D)	(D)	(D)	(D)	(D)
52 ex. 5251	Other -----	(D)	(D)	(D)	(D)	(D)	(D)	(D)	(D)
53 part ²	General merchandise group stores ^{1,2} -----	26.9	39.0	9.5	16.0	64.7	83.7	30.3	41.7
531	Department stores -----	(D)	(D)	(D)	(D)	(D)	(NA)	(D)	33.3
533	Limited price variety stores -----	44.7	49.3	16.4	26.1	(D)	(D)	4.8	(D)
539	Miscellaneous general merchandise stores -----	(D)	(D)	(D)	(D)	(D)	(D)	(D)	(D)
54	Food stores -----	(D)	1.6	(D)	0.7	1.5	2.7	0.3	0.7
55 ex. 554	Automotive dealers -----	22.1	24.7	9.5	11.8	24.3	24.0	6.5	7.4
55 pt. (554)	Gasoline service stations -----	2.6	1.1	1.0	0.5	3.0	3.9	0.7	0.9
56	Apparel, accessory stores ¹ -----	38.6	51.5	16.6	23.2	64.0	69.2	18.1	21.7
561, 567	Men's, boys' apparel stores, custom tailors -----	68.1	63.4	34.8	33.8	73.7	67.8	18.1	18.5
562-3, 568	Women's clothing, specialty stores -----	33.5	(D)	13.1	21.3	69.1	75.5	23.2	28.6
562	Women's ready-to-wear stores ³ -----	39.7	(D)	14.5	22.5	70.5	77.8	25.3	29.0
565	Family clothing stores ³ -----	(D)	(D)	(D)	(D)	(D)	81.8	(D)	5.4
566	Shoe stores -----	29.9	51.5	14.4	23.2	56.5	52.8	16.5	18.1
564, 569	Other apparel, accessory stores -----	(D)	(D)	(D)	(D)	(D)	48.9	(D)	12.5
57	Furniture, home furnishings, equipment stores -----	10.8	8.7	4.5	3.3	22.4	24.9	5.5	8.4
5712	Furniture stores -----	(D)	(D)	(D)	(D)	(D)	(NA)	(D)	10.5
5713-15, 19	Other home furnishings stores -----	-	(D)	-	(D)	(D)	(NA)	(D)	9.1
572, 573	Household appliance, radio, television, music stores -----	(D)	(D)	(D)	4.7	32.2	16.3	7.9	6.2
58	Eating, drinking places -----	9.4	13.6	3.8	5.5	27.2	28.9	6.4	9.4
5812	Eating places -----	10.0	14.6	3.8	5.6	26.4	29.5	6.6	10.6
5813	Drinking places (alcoholic beverages) -----	7.8	11.2	3.6	5.3	32.0	25.4	5.5	5.6
59 pt. (591)	Drug stores, proprietary stores -----	16.3	17.9	6.0	7.7	20.0	26.7	5.8	8.4
59 ex. 591	Other retail stores ⁴ -----	15.4	(D)	5.1	(D)	22.6	23.5	6.0	8.1
592	Liquor stores -----	(D)	(D)	(D)	(D)	4.1	5.5	1.1	1.8
594	Book, stationery stores -----	(D)	(D)	(D)	(D)	(D)	78.8	(D)	23.7
595	Sporting goods stores, bicycle shops -----	(D)	(D)	(D)	-	25.5	(D)	10.5	(D)
597	Jewelry stores -----	57.8	69.3	22.8	31.6	78.4	74.0	31.4	31.2
5992	Florists -----	(D)	(D)	(D)	(D)	15.2	(NA)	4.7	6.6
5996	Camera, photographic supply stores -----	(D)	(D)	(D)	(D)	(D)	(NA)	(D)	34.6
	SELECTED SERVICES								
7011	Hotels, motels -----	(D)	(D)	9.2	12.5	52.5	48.6	14.3	18.2
783	Motion picture theaters -----	(D)	(D)	(D)	(D)	(D)	48.4	(D)	(D)

Standard Notes: - Represents zero. (D) Withheld to avoid disclosure. (NA) Not available.

¹1958 group totals for SIC 53 and 56 may include data for "nonemployer" establishments which could not be classified and tabulated by detailed kinds of business.

²Excludes nonstore retailers (i.e., mail order, direct selling, merchandise vending machine operators) part of SIC 53.

³1958 data limited to "employer" establishments.

⁴Includes data for those kinds of business in SIC 59 (ex. 591) not covered in any of the lines below.

TABLE 6. Other Major Retail Centers in the SMSA: 1963

MRC No. 1. Includes the planned center known as "Britton Plaza Shopping Center" and establishments in the 3800 - 4100 blocks of S. Dale Mabry Hwy. (Tampa)

SIC code	Kind of business	Total	SIC code	Kind of business	Number of establishments
	Retail stores, total:				
	Number -----	38	55 ex. 554	Automotive Dealers -----	2
	Sales ----- \$1,000--	12 366	55 pt. (554)	Gasoline service stations -----	2
54, 58, 591	Convenience goods stores:		56	Apparel, accessory stores -----	14
	Number -----	6	561, 567	Men's, boys' apparel stores, custom tailors -----	4
	Sales ----- \$1,000--	3 302	562-3, 568	Women's clothing, specialty stores -----	5
53 part, 56, 57	Shopping goods stores:		562	Women's ready-to-wear stores -----	3
	Number -----	21	565	Family clothing stores -----	-
	Sales ----- \$1,000--	7 603	566	Shoe stores -----	4
52, 55, 59 ex. 591	All other stores:		564, 569	Other apparel, accessory stores -----	1
	Number -----	11	57	Furniture, home furnishings, equipment stores -----	2
	Sales ----- \$1,000--	1 461	5712	Furniture stores -----	-
		Number of establishments	5713-15, 19	Other home furnishings stores -----	1
			572, 573	Household appliance, radio, television, music stores -----	1
	Retail stores, total -----	38	58	Eating, drinking places -----	2
52	Lumber, building materials, hardware, farm equipment dealers -----	1	5812	Eating places -----	1
5251	Hardware stores -----	-	5813	Drinking places (alcoholic beverages) -----	1
52 ex. 5251	Other -----	1	59 pt. (591)	Drug stores, proprietary stores -----	1
53 part	General merchandise group stores -----	5	59 ex. 591	Other retail stores -----	6
531	Department stores -----	2	592	Liquor stores -----	-
533	Limited price variety stores -----	2	594	Book, stationery stores -----	1
539	Miscellaneous general merchandise stores -----	1	595	Sporting goods stores, bicycle shops -----	-
			597	Jewelry stores -----	2
			5992	Florists -----	-
54	Food stores -----	3	5996	Camera, photographic supply stores -----	1

MRC No. 2. Includes the planned centers known as "Dale Mabry Shopping Center" and "Henderson Blvd. Shopping Center" and establishments on S. Dale Mabry Hwy. from Swann Ave. to San Miguel St., and on Henderson Blvd. from Swann Ave to S. Dale Mabry Hwy. (Tampa)

SIC code	Kind of business	Total	SIC code	Kind of business	Number of establishments
	Retail stores, total:				
	Number -----	80	55 ex. 554	Automotive dealers -----	3
	Sales ----- \$1,000--	16 379	55 pt. (554)	Gasoline service stations -----	7
54, 58, 591	Convenience goods stores:		56	Apparel, accessory stores -----	20
	Number -----	17	561, 567	Men's, boys' apparel stores, custom tailors -----	3
	Sales ----- \$1,000--	7 545	562-3, 568	Women's clothing, specialty stores -----	13
53 part, 56, 57	Shopping goods stores:		562	Women's ready-to-wear stores -----	11
	Number -----	37	565	Family clothing stores -----	-
	Sales ----- \$1,000--	5 811	566	Shoe stores -----	2
52, 55, 59 ex. 591	All other stores:		564, 569	Other apparel, accessory stores -----	2
	Number -----	26	57	Furniture, home furnishings, equipment stores -----	12
	Sales ----- \$1,000--	3 023	5712	Furniture stores -----	3
		Number of establishments	5713-15, 19	Other home furnishings stores -----	5
			572, 573	Household appliance, radio, television, music stores -----	4
	Retail stores, total -----	80	58	Eating, drinking places -----	11
52	Lumber, building materials, hardware, farm equipment dealers -----	2	5812	Eating places -----	11
5251	Hardware stores -----	-	5813	Drinking places (alcoholic beverages) -----	-
52 ex. 5251	Other -----	2	59 pt. (591)	Drug stores, proprietary stores -----	3
53 part	General merchandise group stores -----	5	59 ex. 591	Other retail stores -----	14
531	Department stores -----	1	592	Liquor stores -----	1
533	Limited price variety stores -----	3	594	Book, stationery stores -----	1
539	Miscellaneous general merchandise stores -----	1	595	Sporting goods stores, bicycle shops -----	1
			597	Jewelry stores -----	1
			5992	Florists -----	2
54	Food stores -----	3	5996	Camera, photographic supply stores -----	1

Standard Notes: - Represents zero. (D) Withheld to avoid disclosure. (NA) Not available.

TABLE 6. Other Major Retail Centers in the SMSA: 1963—Continued

MRC No. 3. Includes the planned center known as "Northgate Shopping Center" and establishments on Florida Ave. from Yukon-Arctic Sts. to Linebaugh Ave. (Tampa)

SIC code	Kind of business	Total	SIC code	Kind of business	Number of establishments
	Retail stores, total:				
	Number -----	56	55 ex. 554	Automotive Dealers -----	9
	Sales ----- \$1,000	30 083	55 pt. (554)	Gasoline service stations -----	5
54, 58, 591	Convenience goods stores:		56	Apparel, accessory stores -----	9
	Number -----	11	561, 567	Men's, boys' apparel stores, custom tailors -----	2
	Sales ----- \$1,000	7 341	562-3, 568	Women's clothing, specialty stores -----	4
53 part, 56, 57	Shopping goods stores:		562	Women's ready-to-wear stores -----	3
	Number -----	18	565	Family clothing stores -----	-
	Sales ----- \$1,000	10 442	566	Shoe stores -----	3
52, 55, 59 ex. 591	All other stores:		564, 569	Other apparel, accessory stores -----	-
	Number -----	27	57	Furniture, home furnishings, equipment stores -----	4
	Sales ----- \$1,000	12 300	5712	Furniture stores -----	1
		Number of establishments	5713-15, 19	Other home furnishings stores -----	1
			572, 573	Household appliance, radio, television, music stores -----	2
	Retail stores, total -----	56	58	Eating, drinking places -----	5
52	Lumber, building materials, hardware, farm equipment dealers -----	2	5812	Eating places -----	4
5251	Hardware stores -----	1	5813	Drinking places (alcoholic beverages) -----	1
52 ex. 5251	Other -----	1	59 pt. (591)	Drug stores, proprietary stores -----	1
53 part	General merchandise group stores -----	5	59 ex. 591	Other retail stores -----	11
531	Department stores -----	2	592	Liquor stores -----	1
533	Limited price variety stores -----	2	594	Book, stationery stores -----	1
539	Miscellaneous general merchandise stores -----	1	595	Sporting goods stores, bicycle shops -----	-
			597	Jewelry stores -----	3
			5992	Florists -----	1
54	Food stores -----	5	5996	Camera, photographic supply stores -----	1

MRC No. 4. Includes the planned centers known as "Plaza Mall" and "Central Plaza" in the area bounded by First Ave. N., 35th St. N., 3rd Ave. N., 3rd Ave. N. extended, 33rd St. N. extended, First Ave. N., 24th St., First Ave. S., 30th St. S., 2nd Ave. S., 31st St. S., 3rd Ave. S., 33rd St. S., 4th Ave. S., 35th St. S., First Ave. S. and 37th St. (St. Petersburg)

SIC code	Kind of business	Total	SIC code	Kind of business	Number of establishments
	Retail stores, total:				
	Number -----	95	55 ex. 554	Automotive dealers -----	9
	Sales ----- \$1,000	39 865	55 pt. (554)	Gasoline service stations -----	10
54, 58, 591	Convenience goods stores:		56	Apparel, accessory stores -----	20
	Number -----	25	561, 567	Men's, boys' apparel stores, custom tailors -----	3
	Sales ----- \$1,000	6 580	562-3, 568	Women's clothing, specialty stores -----	11
53 part, 56, 57	Shopping goods stores:		562	Women's ready-to-wear stores -----	5
	Number -----	34	565	Family clothing stores -----	1
	Sales ----- \$1,000	22 626	566	Shoe stores -----	5
52, 55, 59 ex. 591	All other stores:		564, 569	Other apparel, accessory stores -----	1
	Number -----	36	57	Furniture, home furnishings, equipment stores -----	10
	Sales ----- \$1,000	10 659	5712	Furniture stores -----	1
		Number of establishments	5713-15, 19	Other home furnishings stores -----	3
			572, 573	Household appliance, radio, television, music stores -----	6
	Retail stores, total -----	95	58	Eating, drinking places -----	13
52	Lumber, building materials, hardware, farm equipment dealers -----	2	5812	Eating places -----	11
5251	Hardware stores -----	-	5813	Drinking places (alcoholic beverages) -----	2
52 ex. 5251	Other -----	2	59 pt. (591)	Drug stores, proprietary stores -----	4
53 part	General merchandise group stores -----	4	59 ex. 591	Other retail stores -----	15
531	Department stores -----	2	592	Liquor stores -----	3
533	Limited price variety stores -----	2	594	Book, stationery stores -----	-
539	Miscellaneous general merchandise stores -----	-	595	Sporting goods stores, bicycle shops -----	-
			597	Jewelry stores -----	3
			5992	Florists -----	1
54	Food stores -----	8	5996	Camera, photographic supply stores -----	-

Standard Notes: - Represents zero. (D) Withheld to avoid disclosure. (NA) Not available.

TABLE 6. Other Major Retail Centers in the SMSA: 1963—Continued

MRC No. 5. Includes the planned center known as "Cross Roads Shopping Center" on Tyrone Blvd. from 18th Ave. N. to 22nd Ave. N. (St. Petersburg)

SIC code	Kind of business	Total	SIC code	Kind of business	Number of establishments
	Retail stores, total:				
	Number -----	19	55 ex. 554	Automotive Dealers -----	1
	Sales ----- \$1,000--	5 637	55 pt. (554)	Gasoline service stations -----	1
54, 58, 591	Convenience goods stores:		56	Apparel, accessory stores -----	5
	Number -----	5	561, 567	Men's, boys' apparel stores, custom tailors -----	1
	Sales ----- \$1,000--	2 474	562-3, 568	Women's clothing, specialty stores -----	2
53 part, 56, 57	Shopping goods stores:		562	Women's ready-to-wear stores -----	1
	Number -----	8	565	Family clothing stores -----	-
	Sales ----- \$1,000--	2 251	566	Shoe stores -----	2
52, 55, 59 ex. 591	All other stores:		564, 569	Other apparel, accessory stores -----	1
	Number -----	6	57	Furniture, home furnishings, equipment stores -----	-
	Sales ----- \$1,000--	912	5712	Furniture stores -----	-
			5713-15, 19	Other home furnishings stores -----	-
		Number of establishments	572, 573	Household appliance, radio, television, music stores -----	-
	Retail stores, total -----	19	58	Eating, drinking places -----	3
52	Lumber, building materials, hardware, farm equipment dealers -----	1	5812	Eating places -----	3
5251	Hardware stores -----	1	5813	Drinking places (alcoholic beverages) -----	-
52 ex. 5251	Other -----	-	59 pt. (591)	Drug stores, proprietary stores -----	1
53 part	General merchandise group stores -----	3	59 ex. 591	Other retail stores -----	3
531	Department stores -----	1	592	Liquor stores -----	1
533	Limited price variety stores -----	2	594	Book, stationery stores -----	-
539	Miscellaneous general merchandise stores -----	-	595	Sporting goods stores, bicycle shops -----	-
			597	Jewelry stores -----	1
			5992	Florists -----	-
54	Food stores -----	1	5996	Camera, photographic supply stores -----	-

MRC No. 8. Includes establishments on E. Hillsborough Ave. from 17th St. to S.A.L. R.R. (Tampa)

SIC code	Kind of business	Total	SIC code	Kind of business	Number of establishments
	Retail stores, total:				
	Number -----	31	55 ex. 554	Automotive dealers -----	4
	Sales ----- \$1,000--	38 670	55 pt. (554)	Gasoline service stations -----	2
54, 58, 591	Convenience goods stores:		56	Apparel, accessory stores -----	4
	Number -----	8	561, 567	Men's, boys' apparel stores, custom tailors -----	-
	Sales ----- \$1,000--	(D)	562-3, 568	Women's clothing, specialty stores -----	2
53 part, 56, 57	Shopping goods stores:		562	Women's ready-to-wear stores -----	2
	Number -----	10	565	Family clothing stores -----	1
	Sales ----- \$1,000--	(D)	566	Shoe stores -----	1
52, 55, 59 ex. 591	All other stores:		564, 569	Other apparel, accessory stores -----	-
	Number -----	13	57	Furniture, home furnishings, equipment stores -----	2
	Sales ----- \$1,000--	11 383	5712	Furniture stores -----	-
			5713-15, 19	Other home furnishings stores -----	-
		Number of establishments	572, 573	Household appliance, radio, television, music stores -----	2
	Retail stores, total -----	31	58	Eating, drinking places -----	3
52	Lumber, building materials, hardware, farm equipment dealers -----	3	5812	Eating places -----	2
5251	Hardware stores -----	1	5813	Drinking places (alcoholic beverages) -----	1
52 ex. 5251	Other -----	2	59 pt. (591)	Drug stores, proprietary stores -----	1
53 part	General merchandise group stores -----	4	59 ex. 591	Other retail stores -----	4
531	Department stores -----	2	592	Liquor stores -----	1
533	Limited price variety stores -----	1	594	Book, stationery stores -----	-
539	Miscellaneous general merchandise stores -----	1	595	Sporting goods stores, bicycle shops -----	-
			597	Jewelry stores -----	1
			5992	Florists -----	-
54	Food stores -----	4	5996	Camera, photographic supply stores -----	-

Note: To facilitate comparison with 1958 data, the numbers assigned to MRC's are the same as those used in the reports of the 1958 census. For this reason, MRC. Nos. 6 and 7 are not used in this report.

Standard Notes: - Represents zero. (D) Withheld to avoid disclosure. (NA) Not available.

TABLE 6. Other Major Retail Centers in the SMSA: 1963—Continued

MRC No. 9. Includes the planned center known as "Cleveland Plaza" and establishments in the area bounded by Sunset Ct., Osceola, Drew, Lincoln, Pierce extended, Pierce, and Clearwater Harbor (Clearwater, Pinellas County)

SIC code	Kind of business	Total	SIC code	Kind of business	Number of establishments
	Retail stores, total:				
	Number	180	55 ex. 554	Automotive Dealers	19
	Sales	51 609	55 pt. (554)	Gasoline service stations	5
54, 58, 591	Convenience goods stores:		56	Apparel, accessory stores	33
	Number	37	561, 567	Men's, boys' apparel stores, custom tailors	7
	Sales	10 240	562-3, 568	Women's clothing, specialty stores	14
53 part, 56, 57	Shopping goods stores:		562	Women's ready-to-wear stores	13
	Number	60	565	Family clothing stores	1
	Sales	19 347	566	Shoe stores	10
52, 55, 59 ex. 591	All other stores:		564, 569	Other apparel, accessory stores	1
	Number	83	57	Furniture, home furnishings, equipment stores	16
	Sales	22 022	5712	Furniture stores	3
			5713-15, 19	Other home furnishings stores	1
			572, 573	Household appliance, radio, television, music stores	12
	Retail stores, total	180	58	Eating, drinking places	22
52	Lumber, building materials, hardware, farm equipment dealers	7	5812	Eating places	18
5251	Hardware stores	3	5813	Drinking places (alcoholic beverages)	4
52 ex. 5251	Other	4	59 pt. (591)	Drug stores, proprietary stores	4
53 part	General merchandise group stores	11	59 ex. 591	Other retail stores	52
531	Department stores	3	592	Liquor stores	4
533	Limited price variety stores	4	594	Book, stationery stores	1
539	Miscellaneous general merchandise stores	4	595	Sporting goods stores, bicycle shops	6
			597	Jewelry stores	10
54	Food stores	11	5992	Florists	-
			5996	Camera, photographic supply stores	3

MRC No. 10. Includes planned centers known as "Midway", "Missouri Mart" and "Searstown" and establishments on Missouri Ave. from Rosery Rd. to Lotus Path and on Jasper Ave. from Carnegie to Young (Pinellas Co.)

SIC code	Kind of business	Total	SIC code	Kind of business	Number of establishments
	Retail stores, total:				
	Number	87	55 ex. 554	Automotive dealers	6
	Sales	23 896	55 pt. (554)	Gasoline service stations	14
54, 58, 591	Convenience goods stores:		56	Apparel, accessory stores	9
	Number	16	561, 567	Men's, boys' apparel stores, custom tailors	1
	Sales	8 311	562-3, 568	Women's clothing, specialty stores	3
53 part, 56, 57	Shopping goods stores:		562	Women's ready-to-wear stores	3
	Number	29	565	Family clothing stores	-
	Sales	12 059	566	Shoe stores	4
52, 55, 59 ex. 591	All other stores:		564, 569	Other apparel, accessory stores	1
	Number	42	57	Furniture, home furnishings, equipment stores	15
	Sales	3 526	5712	Furniture stores	4
			5713-15, 19	Other home furnishings stores	2
			572, 573	Household appliance, radio, television, music stores	9
	Retail stores, total	87	58	Eating, drinking places	6
52	Lumber, building materials, hardware, farm equipment dealers	5	5812	Eating places	6
5251	Hardware stores	1	5813	Drinking places (alcoholic beverages)	-
52 ex. 5251	Other	4	59 pt. (591)	Drug stores, proprietary stores	3
53 part	General merchandise group stores	6	59 ex. 591	Other retail stores	16
531	Department stores	2	592	Liquor stores	2
533	Limited price variety stores	3	594	Book, stationery stores	1
539	Miscellaneous general merchandise stores	1	595	Sporting goods stores, bicycle shops	2
			597	Jewelry stores	3
54	Food stores	7	5992	Florists	-
			5996	Camera, photographic supply stores	-

Standard Notes: - Represents zero. (D) Withheld to avoid disclosure. (NA) Not available.

Toledo, Ohio-Mich., SMSA

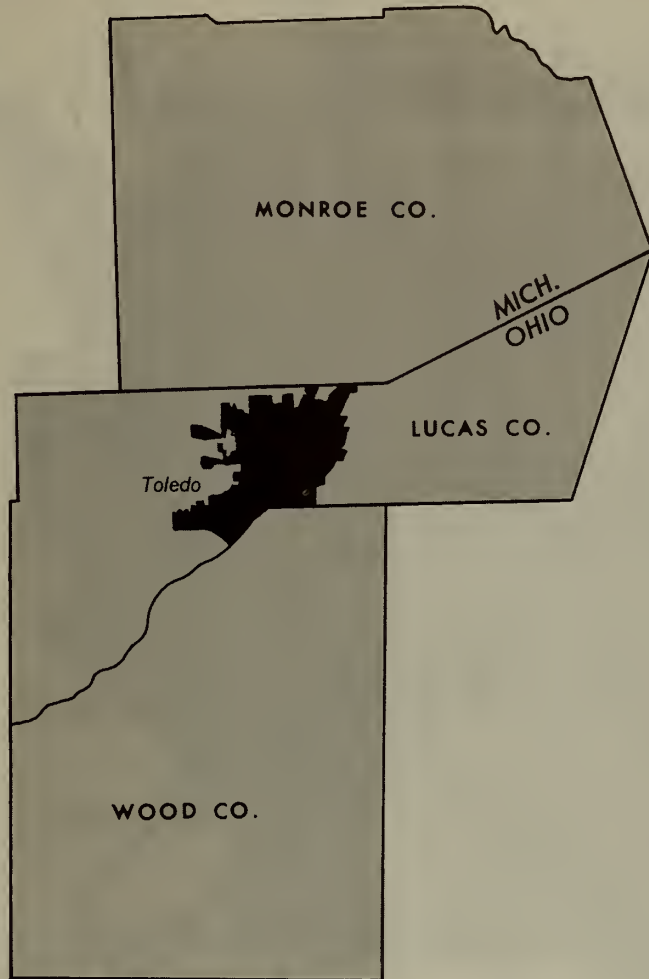
CONTENTS

[Page numbers listed here omit the chapter prefix, 103-, which appears as part of number for each page]


	page
Standard Metropolitan Statistical Area Map	1
Chart on Retail Sales: 1963 and 1958	3
TABLE 1 The Central Business District: 1963 and 1958	4
2 The City: 1963 and 1958	5
3 The Standard Metropolitan Statistical Area: 1963 and 1958	6
4 CBD, City, SMSA—Sales Comparisons: 1958 and 1963	7
5 CBD Sales as Percent of City and SMSA Sales: 1963 and 1958	8
6 Other Major Retail Centers in the SMSA: 1963	9

TOLEDO, OHIO-MICH.

Standard Metropolitan Statistical Area, Central Business District, and Major Retail Centers

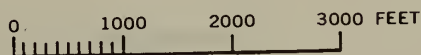


STANDARD METROPOLITAN
STATISTICAL AREA
& CENTRAL CITY




CENTRAL
BUSINESS
DISTRICT

Comprising Census Tract 28




Toledo SMSA


Retail Sales: 1958 and 1963 IN MILLIONS OF DOLLARS



Toledo



Percent Change in Sales, 1958-1963 by Types of Stores



1963 CENSUS OF BUSINESS, U.S. Department of Commerce, Bureau of the Census

TABLE 1. The Central Business District: 1963 and 1958

SIC code	Kind of business	1963				1958 ¹		
		Estab- lish- ments	Sales	Payroll, entire year	Paid employees, workweek ended nearest Nov. 15	Estab- lish- ments	Sales	Payroll, entire year
		(number)	(\$1,000)	(\$1,000)	(number)	(number)	(\$1,000)	(\$1,000)
	RETAIL STORES							
	Total ^{2,†} -----	335	88 052	17 720	5 019	479	113 163	19 596
52	Lumber, building materials, hardware, farm equip- ment dealers -----	4	(D)	(D)	(D)	9	1 617	288
5251	Hardware stores -----	-	(D)	(D)	(D)	2	(D)	(D)
52 ex. 5251	Other -----	4	(D)	(D)	(D)	7	(D)	(D)
53 part ²	General merchandise group stores ^{2,†} -----	11	39 922	8 968	2 554	15	46 683	8 712
531	Department stores [†] -----	4	37 577	8 420	2 396	4	43 639	8 028
533	Limited price variety stores -----	4	(D)	(D)	(D)	5	(D)	(D)
539	Miscellaneous general merchandise stores -----	3	(D)	(D)	(D)	6	(D)	(D)
54	Food stores -----	14	2 640	373	69	26	5 855	512
55 ex. 554	Automotive dealers -----	9	7 799	771	163	16	9 342	1 195
55 pt. (554)	Gasoline service stations -----	8	(D)	(D)	(D)	9	1 065	79
56	Apparel, accessory stores -----	60	10 648	2 047	541	103	14 510	2 449
561, 567	Men's, boys' apparel stores, custom tailors -----	15	(D)	(D)	(D)	29	4 982	1 003
562-3, 568	Women's clothing, specialty stores -----	20	3 312	636	194	36	5 377	859
562	Women's ready-to-wear stores ³ -----	11	1 878	390	110	26	4 416	677
565	Family clothing stores ³ -----	2	(D)	(D)	(D)	8	1 137	169
566	Shoe stores -----	23	1 941	280	71	26	2 647	366
564, 569	Other apparel, accessory stores -----	-	-	-	-	4	367	52
57	Furniture, home furnishings, equipment stores -----	19	4 832	974	187	43	8 952	1 408
5712	Furniture stores -----	4	2 460	540	86	14	5 318	889
5713-15, 19	Other home furnishings stores -----	6	166	17	5	9	491	57
572, 573	Household appliance, radio, television, music stores -----	9	2 206	417	96	20	3 143	462
58	Eating, drinking places -----	96	7 245	2 140	880	125	8 376	2 353
5812	Eating places -----	55	5 100	1 688	690	81	6 535	1 989
5813	Drinking places (alcoholic beverages) -----	41	2 145	452	190	44	1 841	364
59 pt. (591)	Drug stores, proprietary stores -----	11	2 658	399	116	15	3 664	575
59 ex. 591	Other retail stores ⁴ -----	103	10 535	1 818	442	118	13 099	2 025
592	Liquor stores -----	5	(D)	(D)	(D)	3	1 177	40
594	Book, stationery stores -----	7	(D)	(D)	(D)	10	847	229
595	Sporting goods stores, bicycle shops -----	1	(D)	(D)	(D)	1	(D)	(D)
597	Jewelry stores -----	22	3 972	830	179	34	5 417	981
5992	Florists -----	1	(D)	(D)	(D)	2	(D)	(D)
5996	Camera, photographic supply stores -----	3	925	142	28	4	(D)	(D)
	SELECTED SERVICES							
7011	Hotels, motels -----	16	3 616	1 488	533	19	4 115	1 546
783	Motion picture theaters -----	7	1 270	386	141	10	1 480	440

Standard Notes: - Represents zero. (D) Withheld to avoid disclosure. (NA) Not available. [†]1958 data revised.

¹1958 group totals for SIC 53 and 56 may include data for "nonemployer" establishments which could not be classified and tabulated by detailed kinds of business.

²Excludes nonstore retailers (i.e., mail order, direct selling, merchandise vending machine operators) part of SIC 53.

³1958 data limited to "employer" establishments.

⁴Includes data for those kinds of business in SIC 59 (ex. 591) not covered in any of the lines below.

TABLE 2. The City: 1963 and 1958

SIC code	Kind of business	1963				1958 ¹		
		Estab- lish- ments (number)	Sales (\$1,000)	Payroll, entire year (\$1,000)	Paid employees, workweek ended nearest Nov. 15 (number)	Estab- lish- ments (number)	Sales (\$1,000)	Payroll, entire year (\$1,000)
	RETAIL STORES							
	Total ² -----	2 695	485 461	62 363	18 488	3 251	431 844	53 742
52	Lumber, building materials, hardware, farm equip- ment dealers -----	119	15 412	2 435	506	166	20 683	2 892
5251	Hardware stores -----	49	2 877	420	127	71	5 982	727
52 ex. 5251	Other -----	70	12 535	2 015	379	95	14 701	2 165
53 part ³	General merchandise group stores ² -----	60	92 401	15 549	4 904	74	63 024	11 181
531	Department stores -----	14	81 592	13 809	4 319	8	(D)	(D)
533	Limited price variety stores -----	26	7 448	1 288	470	27	5 858	1 172
539	Miscellaneous general merchandise stores -----	20	3 361	452	115	23	(D)	(D)
54	Food stores -----	426	115 176	8 900	2 610	584	106 378	7 371
55 ex. 554	Automotive dealers -----	98	90 245	8 725	1 346	156	68 448	7 109
55 pt. (554)	Gasoline service stations -----	366	32 761	2 787	918	369	29 871	2 481
56	Apparel, accessory stores -----	179	22 020	3 555	1 038	222	24 742	3 862
561, 567	Men's, boys' apparel stores, custom tailors -----	40	7 818	1 474	383	49	7 387	1 343
562-3, 568	Women's clothing, specialty stores -----	55	6 554	1 110	368	80	8 666	1 283
562	Women's ready-to-wear stores ³ -----	38	4 401	770	246	51	7 088	1 057
565	Family clothing stores ³ -----	15	1 077	(D)	(D)	17	2 095	299
566	Shoe stores -----	60	5 924	803	236	59	5 777	830
564, 569	Other apparel, accessory stores -----	9	647	(D)	(D)	13	805	107
57	Furniture, home furnishings, equipment stores -----	159	20 771	3 265	692	220	23 568	3 463
5712	Furniture stores -----	51	9 907	1 801	318	68	11 763	1 948
5713-15, 19	Other home furnishings stores -----	31	1 677	277	72	55	2 659	343
572, 573	Household appliance, radio, television, music stores -----	77	9 187	1 187	302	97	9 146	1 172
58	Eating, drinking places -----	785	45 101	10 367	4 536	922	41 601	8 906
5812	Eating places -----	414	30 024	7 772	3 435	500	26 087	6 553
5813	Drinking places (alcoholic beverages) -----	371	15 077	2 595	1 101	422	15 514	2 353
59 pt. (591)	Drug stores, proprietary stores -----	111	20 827	2 984	915	126	19 163	2 628
59 ex. 591	Other retail stores ⁴ -----	392	30 747	3 796	1 023	412	34 366	3 849
592	Liquor stores -----	97	11 116	445	152	59	10 184	320
594	Book, stationery stores -----	7	(D)	(D)	(D)	17	(D)	(D)
595	Sporting goods stores, bicycle shops -----	14	1 489	207	46	17	1 242	180
597	Jewelry stores -----	33	4 568	954	211	52	5 757	1 021
5992	Florists -----	38	1 825	402	123	43	2 274	446
5996	Camera, photographic supply stores -----	4	1 052	157	34	5	(D)	(D)
	SELECTED SERVICES							
7011	Hotels, motels -----	43	5 853	2 107	790	59	6 613	(D)
783	Motion picture theaters -----	17	2 030	548	219	21	1 999	567

Standard Notes: - Represents zero. (D) Withheld to avoid disclosure. (NA) Not available.

¹1958 group totals for SIC 53 and 56 may include data for "nonemployer" establishments which could not be classified and tabulated by detailed kinds of business.

²Excludes nonstore retailers (i.e., mail order, direct selling, merchandise vending machine operators) part of SIC 53.

³1958 data limited to "employer" establishments.

⁴Includes data for those kinds of business in SIC 59 (ex. 591) not covered in any of the lines below.

TABLE 3. The Standard Metropolitan Statistical Area: 1963 and 1958

SIC code	Kind of business	1963				1958 ¹		
		Estab- lish- ments (number)	Sales (\$1,000)	Payroll, entire year (\$1,000)	Paid employees, workweek ended nearest Nov. 15 (number)	Estab- lish- ments (number)	Sales (\$1,000)	Payroll, entire year (\$1,000)
	RETAIL STORES							
	Total ² -----	4 821	821 979	96 176	29 164	5 448	713 688	(D)
52	Lumber, building materials, hardware, farm equip- ment dealers -----	313	41 985	5 277	1 132	388	48 056	5 816
5251	Hardware stores -----	108	8 929	1 048	295	139	10 333	1 207
52 ex. 5251	Other -----	205	33 056	4 229	837	249	37 723	4 609
53 part ³	General merchandise group stores ² -----	123	127 919	19 374	6 369	151	89 697	14 718
531	Department stores -----	21	101 078	15 565	5 066	(NA)	(NA)	(NA)
533	Limited price variety stores -----	54	13 435	2 197	857	51	10 864	1 921
539	Miscellaneous general merchandise stores -----	48	13 406	1 612	446	(NA)	(NA)	(NA)
54	Food stores -----	739	202 438	14 566	4 437	955	197 863	13 131
55 ex. 554	Automotive dealers -----	247	161 507	14 991	2 536	297	111 245	11 367
55 pt. (554)	Gasoline service stations -----	732	68 158	5 845	1 938	697	56 810	4 698
56	Apparel, accessory stores -----	273	34 027	4 972	1 560	326	33 604	4 983
561, 567	Men's, boys' apparel stores, custom tailors -----	58	9 610	1 697	474	70	9 228	1 575
562-3, 568	Women's clothing, specialty stores -----	88	11 989	1 766	610	118	(D)	(D)
562	Women's ready-to-wear stores ³ -----	61	8 257	1 259	408	77	(D)	(D)
565	Family clothing stores ³ -----	30	2 600	279	111	27	3 415	444
566	Shoe stores -----	87	9 140	1 175	353	91	8 141	1 087
564, 569	Other apparel, accessory stores -----	10	688	55	12	16	(D)	(D)
57	Furniture, home furnishings, equipment stores -----	299	33 610	4 957	1 061	350	35 797	5 012
5712	Furniture stores -----	89	14 273	2 550	480	(NA)	(NA)	(NA)
5713-15, 19	Other home furnishings stores -----	59	3 016	468	114	(NA)	(NA)	(NA)
572, 573	Household appliance, radio, television, music stores -----	151	16 321	1 939	467	170	14 739	1 716
58	Eating, drinking places -----	1 264	73 051	16 293	7 275	1 408	62 398	13 222
5812	Eating places -----	722	50 939	12 623	5 694	804	38 786	9 500
5813	Drinking places (alcoholic beverages) -----	542	22 112	3 670	1 581	604	23 612	3 722
59 pt. (591)	Drug stores, proprietary stores -----	181	31 687	4 480	1 357	180	27 053	(D)
59 ex. 591	Other retail stores ⁴ -----	650	47 597	5 421	1 499	696	51 165	5 138
592	Liquor stores -----	132	15 464	665	229	100	14 099	464
594	Book, stationery stores -----	14	786	129	45	22	(D)	(D)
595	Sporting goods stores, bicycle shops -----	36	2 100	244	60	37	1 834	241
597	Jewelry stores -----	56	6 250	1 210	290	85	7 065	1 192
5992	Florists -----	70	2 939	617	188	(NA)	(NA)	(NA)
5996	Camera, photographic supply stores -----	8	1 261	183	40	(NA)	(NA)	(NA)
	SELECTED SERVICES							
7011	Hotels, motels -----	113	8 501	2 594	990	131	8 427	2 687
783	Motion picture theaters -----	31	3 207	805	308	43	(D)	(D)

Standard Notes: - Represents zero. (D) Withheld to avoid disclosure. (NA) Not available.

¹1958 group totals for SIC 53 and 56 may include data for "nonemployer" establishments which could not be classified and tabulated by detailed kinds of business.

²Excludes nonstore retailers (i.e., mail order, direct selling, merchandise vending machine operators) part of SIC 53.

³1958 data limited to "employer" establishments.

⁴Includes data for those kinds of business in SIC 59 (ex. 591) not covered in any of the lines below.

TABLE 4. CBD, City, SMSA—Sales Comparisons: 1958 and 1963

SIC code	Kind of business	Percent change in sales			Percent distribution of sales					
		Central business district	City	Standard metropolitan statistical area	Central business district		City		Standard metropolitan statistical area	
					1963	1958	1963	1958	1963	1958
RETAIL STORES										
	Total ² -----	-22.2	12.4	15.2	100.0	100.0	100.0	100.0	100.0	100.0
52	Lumber, building materials, hardware, farm equipment dealers -----	(D)	-25.5	-12.6	(D)	1.4	3.2	4.8	5.1	6.7
5251	Hardware stores -----	(D)	-51.9	-13.6	(D)	(D)	0.6	1.4	1.1	1.4
52 ex. 5251	Other -----	(D)	-14.7	-12.4	(D)	(D)	2.6	3.4	4.0	5.3
53 part ¹	General merchandise group stores ^{1,2} -----	-14.5	46.6	42.6	45.3	44.3	19.0	14.6	15.6	12.6
531	Department stores -----	-13.9	(D)	(NA)	42.7	38.6	16.8	(D)	12.3	(NA)
533	Limited price variety stores -----	(D)	27.1	23.7	(D)	(D)	1.5	1.4	1.6	1.5
539	Miscellaneous general merchandise stores -----	(D)	(D)	(NA)	(D)	(D)	0.7	(D)	1.6	(NA)
54	Food stores -----	-54.9	8.3	2.3	3.0	5.2	23.7	24.6	24.6	27.7
55 ex. 554	Automotive dealers -----	-16.5	31.8	45.2	8.9	8.3	18.6	15.9	19.6	15.6
55 pt. (554)	Gasoline service stations -----	(D)	9.7	20.0	(D)	0.9	6.7	6.9	8.3	8.0
56	Apparel, accessory stores ¹ -----	-26.6	-11.0	1.3	12.1	12.8	4.5	5.7	4.1	4.7
561, 567	Men's, boys' apparel stores, custom tailors -----	(D)	5.8	4.1	(D)	4.4	1.6	1.7	1.2	1.3
562-3, 568	Women's clothing, specialty stores -----	-38.4	-24.4	(D)	3.8	4.8	1.4	2.0	1.5	(D)
562	Women's ready-to-wear stores ³ -----	-57.5	-37.9	(D)	2.1	3.9	0.9	1.6	1.0	(D)
565	Family clothing stores ³ -----	(D)	-48.6	-23.9	(D)	1.0	0.2	0.5	0.3	0.5
566	Shoe stores -----	-26.7	2.5	12.3	2.2	2.3	1.2	1.3	1.1	1.1
564, 569	Other apparel, accessory stores -----	-100.0	-19.6	(D)	-	0.3	0.1	0.2	0.1	(D)
57	Furniture, home furnishings, equipment stores -----	-46.0	-11.9	-6.1	5.5	7.9	4.3	5.5	4.1	5.0
5712	Furniture stores -----	-53.7	-15.8	(NA)	2.8	4.7	2.0	2.8	1.7	(NA)
5713-15, 19	Other home furnishings stores -----	-66.2	-36.9	(NA)	0.2	0.4	0.4	0.6	0.4	(NA)
572, 573	Household appliance, radio, television, music stores -----	-29.8	0.5	10.7	2.5	2.8	1.9	2.1	2.0	2.1
58	Eating, drinking places -----	-13.5	8.4	17.1	8.2	7.4	9.3	9.6	8.9	8.7
5812	Eating places -----	-22.0	15.1	31.3	5.8	5.8	6.2	6.0	6.2	5.4
5813	Drinking places (alcoholic beverages) -----	16.5	-2.8	-6.4	2.4	1.6	3.1	3.6	2.7	3.3
59 pt. (591)	Drug stores, proprietary stores -----	-27.5	8.7	17.1	3.0	3.2	4.3	4.4	3.9	3.8
59 ex. 591	Other retail stores ⁴ -----	-19.6	-10.5	-7.0	12.0	11.6	6.4	8.0	5.8	7.2
592	Liquor stores -----	(D)	9.2	9.7	(D)	1.0	2.3	2.4	1.9	2.0
594	Book, stationery stores -----	(D)	(D)	(D)	(D)	0.8	(D)	(D)	0.1	(D)
595	Sporting goods stores, bicycle shops -----	(D)	19.9	14.5	(D)	(D)	0.3	0.3	0.3	0.3
597	Jewelry stores -----	-26.7	-20.7	-11.5	4.5	4.8	0.9	1.3	0.8	1.0
5992	Florists -----	(D)	-19.8	(NA)	(D)	(D)	0.4	0.5	0.4	(NA)
5996	Camera, photographic supply stores -----	(D)	(D)	(NA)	1.1	(D)	0.2	(D)	0.2	(NA)
SELECTED SERVICES										
7011	Hotels, motels -----	-12.1	-11.5	0.9	(X)	(X)	(X)	(X)	(X)	(X)
783	Motion picture theaters -----	-14.2	1.6	(D)	(X)	(X)	(X)	(X)	(X)	(X)

Standard Notes: - Represents zero. (D) Withheld to avoid disclosure. (NA) Not available. (X) Not applicable. (-) Minus sign before number denotes decrease.
¹1958 group totals for SIC 53 and 56 may include data for "nonemployer" establishments which could not be classified and tabulated by detailed kinds of business.
²Excludes nonstore retailers (i.e., mail order, direct selling, merchandise vending machine operators) part of SIC 53.
³1958 data limited to "employer" establishments.
⁴Includes data for those kinds of business in SIC 59 (ex. 591) not covered in any of the lines below.

TABLE 5. CBD Sales as Percent of City and SMSA Sales: 1963 and 1958

SIC code	Kind of business	Central business district sales as—			
		Percent of city sales		Percent of standard metropolitan statistical area sales	
		1963	1958	1963	1958
	RETAIL STORES				
	Total ²	18.1	26.2	10.7	15.9
52	Lumber, building materials, hardware, farm equipment dealers	(D)	7.8	(D)	3.4
5251	Hardware stores	(D)	(D)	(D)	(D)
52 ex. 5251	Other	(D)	(D)	(D)	(D)
53 part ²	General merchandise group stores ^{1,2}	43.2	74.1	31.2	52.1
531	Department stores	46.1	(D)	37.2	(NA)
533	Limited price variety stores	(D)	(D)	(D)	(D)
539	Miscellaneous general merchandise stores	(D)	(D)	(D)	(D)
54	Food stores	2.3	5.5	1.3	3.0
55 ex. 554	Automotive dealers	8.6	13.7	4.8	8.4
55 pt. (554)	Gasoline service stations	(D)	3.6	(D)	1.9
56	Apparel, accessory stores ¹	48.4	58.7	31.3	43.2
561, 567	Men's, boys' apparel stores, custom tailors	(D)	67.4	(D)	54.0
562-3, 568	Women's clothing, specialty stores	50.5	62.1	27.6	(D)
562	Women's ready-to-wear stores ³	42.7	62.3	22.7	(D)
565	Family clothing stores ³	(D)	54.3	(D)	33.3
566	Shoe stores	32.8	45.8	21.2	32.5
564, 569	Other apparel, accessory stores	-	45.6	-	(D)
57	Furniture, home furnishings, equipment stores	23.3	38.0	14.4	25.0
5712	Furniture stores	24.8	45.2	17.2	(NA)
5713-15, 19	Other home furnishings stores	9.9	18.5	5.5	(NA)
572, 573	Household appliance, radio, television, music stores	24.0	34.4	13.5	21.3
58	Eating, drinking places	16.1	20.1	9.9	13.4
5812	Eating places	17.0	25.1	10.0	16.9
5813	Drinking places (alcoholic beverages)	14.2	11.9	9.7	7.8
59 pt. (591)	Drug stores, proprietary stores	12.8	19.1	8.4	13.5
59 ex. 591	Other retail stores ⁴	34.3	38.1	22.1	25.6
592	Liquor stores	(D)	11.6	(D)	8.4
594	Book, stationery stores	(D)	(D)	(D)	(D)
595	Sporting goods stores, bicycle shops	(D)	(D)	(D)	(D)
597	Jewelry stores	87.0	94.1	63.6	76.7
5992	Florists	(D)	(D)	(D)	(D)
5996	Camera, photographic supply stores	87.9	(D)	73.4	(D)
	SELECTED SERVICES				
7011	Hotels, motels	61.8	62.2	42.5	48.8
783	Motion picture theaters	62.6	74.0	39.6	(D)

Standard Notes: - Represents zero. (D) Withheld to avoid disclosure. (NA) Not available.

¹1958 group totals for SIC 53 and 56 may include data for "nonemployer" establishments which could not be classified and tabulated by detailed kinds of business.

²Excludes nonstore retailers (i.e., mail order, direct selling, merchandise vending machine operators) part of SIC 53.

³1958 data limited to "employer" establishments.

⁴Includes data for those kinds of business in SIC 59 (ex. 591) not covered in any of the lines below.

TABLE 6. Other Major Retail Centers in the SMSA: 1963

MRC No. 1. Includes the area known as "Colony Shopping Center" on W. Central Ave. from Kelly Ave. to Northwood Ave. and on Monroe St. from Oatis St. to Northwood Ave. (Toledo)

SIC code	Kind of business	Total	SIC code	Kind of business	Number of establishments
	Retail stores, total:				
	Number	46	55 ex. 554	Automotive Dealers	1
	Sales	10 733	55 pt. (554)	Gasoline service stations	5
54, 58, 591	Convenience goods stores:		56	Apparel, accessory stores	10
	Number	13	561, 567	Men's, boys' apparel stores, custom tailors	3
	Sales	5 788	562-3, 568	Women's clothing, specialty stores	6
53 part, 56, 57	Shopping goods stores:		562	Women's ready-to-wear stores	2
	Number	16	565	Family clothing stores	-
	Sales	3 802	566	Shoe stores	1
52, 55, 59 ex. 591	All other stores:		564, 569	Other apparel, accessory stores	-
	Number	17	57	Furniture, home furnishings, equipment stores	4
	Sales	1 143	5712	Furniture stores	1
			5713-15, 19	Other home furnishings stores	2
			572, 573	Household appliance, radio, television, music stores	1
	Retail stores, total	46	58	Eating, drinking places	7
52	Lumber, building materials, hardware, farm equipment dealers	1	5812	Eating places	7
5251	Hardware stores	1	5813	Drinking places (alcoholic beverages)	-
52 ex. 5251	Other	-	59 pt. (591)	Drug stores, proprietary stores	2
53 part	General merchandise group stores	2	59 ex. 591	Other retail stores	8
531	Department stores	1	592	Liquor stores	-
533	Limited price variety stores	1	594	Book, stationery stores	-
539	Miscellaneous general merchandise stores	-	595	Sporting goods stores, bicycle shops	-
			597	Jewelry stores	1
			5992	Florists	1
54	Food stores	6	5996	Camera, photographic supply stores	-

MRC No. 2. Includes the establishments on Main St. from Front St. to Sixth St. (Toledo)

SIC code	Kind of business	Total	SIC code	Kind of business	Number of establishments
	Retail stores, total:				
	Number	25	55 ex. 554	Automotive dealers	1
	Sales	6 219	55 pt. (554)	Gasoline service stations	1
54, 58, 591	Convenience goods stores:		56	Apparel, accessory stores	4
	Number	9	561, 567	Men's, boys' apparel stores, custom tailors	1
	Sales	(D)	562-3, 568	Women's clothing, specialty stores	-
53 part, 56, 57	Shopping goods stores:		562	Women's ready-to-wear stores	-
	Number	10	565	Family clothing stores	-
	Sales	3 592	566	Shoe stores	3
52, 55, 59 ex. 591	All other stores:		564, 569	Other apparel, accessory stores	-
	Number	6	57	Furniture, home furnishings, equipment stores	2
	Sales	(D)	5712	Furniture stores	1
			5713-15, 19	Other home furnishings stores	-
			572, 573	Household appliance, radio, television, music stores	1
	Retail stores, total	25	58	Eating, drinking places	7
52	Lumber, building materials, hardware, farm equipment dealers	1	5812	Eating places	3
5251	Hardware stores	1	5813	Drinking places (alcoholic beverages)	4
52 ex. 5251	Other	-	59 pt. (591)	Drug stores, proprietary stores	1
53 part	General merchandise group stores	4	59 ex. 591	Other retail stores	3
531	Department stores	2	592	Liquor stores	1
533	Limited price variety stores	1	594	Book, stationery stores	-
539	Miscellaneous general merchandise stores	1	595	Sporting goods stores, bicycle shops	-
			597	Jewelry stores	-
			5992	Florists	-
54	Food stores	1	5996	Camera, photographic supply stores	-

Standard Notes: - Represents zero. (D) Withheld to avoid disclosure. (NA) Not available.

TABLE 6. Other Major Retail Centers in the SMSA: 1963—Continued

MRC No. 3. Includes the planned center known as "Miracle Mile Town and Country Shopping Center" and establishments at the intersection of Jackman Rd. and Laskey Rd. extending along 4900 block of Jackman Rd. and the 1700 - 1900 blocks of Laskey Rd.

SIC code	Kind of business	Total	SIC code	Kind of business	Number of establishments
	Retail stores, total:				
	Number -----	38	55 ex. 554	Automotive Dealers -----	2
	Sales ----- \$1,000-----	18 821	55 pt. (554)	Gasoline service stations -----	3
54, 58, 591	Convenience goods stores:		56	Apparel, accessory stores -----	10
	Number -----	9	561, 567	Men's, boys' apparel stores, custom tailors -----	2
	Sales ----- \$1,000-----	6 882	562-3, 568	Women's clothing, specialty stores -----	4
53 part, 56, 57	Shopping goods stores:		562	Women's ready-to-wear stores -----	3
	Number -----	17	565	Family clothing stores -----	-
	Sales ----- \$1,000-----	10 255	566	Shoe stores -----	4
52, 55, 59 ex. 591	All other stores:		564, 569	Other apparel, accessory stores -----	-
	Number -----	12	57	Furniture, home furnishings, equipment stores -----	3
	Sales ----- \$1,000-----	1 684	5712	Furniture stores -----	1
		Number of establishments	5713-15, 19	Other home furnishings stores -----	1
			572, 573	Household appliance, radio, television, music stores -----	1
	Retail stores, total -----	38	58	Eating, drinking places -----	3
52	Lumber, building materials, hardware, farm equipment dealers -----	3	5812	Eating places -----	1
5251	Hardware stores -----	1	5813	Drinking places (alcoholic beverages) -----	2
52 ex. 5251	Other -----	2	59 pt. (591)	Drug stores, proprietary stores -----	1
53 part	General merchandise group stores -----	4	59 ex. 591	Other retail stores -----	4
531	Department stores -----	2	592	Liquor stores -----	1
533	Limited price variety stores -----	2	594	Book, stationery stores -----	-
539	Miscellaneous general merchandise stores -----	-	595	Sporting goods stores, bicycle shops -----	-
			597	Jewelry stores -----	1
54	Food stores -----	5	5992	Florists -----	-
			5996	Camera, photographic supply stores -----	-

MRC No. 4. Includes the planned center known as "Parkway Plaza Shopping Center" in the area bounded by Anthony Wayne Trail, Country Blvd., Detroit Ave. and Town St. (Maumee, Lucas Co.)

SIC code	Kind of business	Total	SIC code	Kind of business	Number of establishments
	Retail stores, total:				
	Number -----	17	55 ex. 554	Automotive dealers -----	-
	Sales ----- \$1,000-----	6 895	55 pt. (554)	Gasoline service stations -----	-
54, 58, 591	Convenience goods stores:		56	Apparel, accessory stores -----	7
	Number -----	4	561, 567	Men's, boys' apparel stores, custom tailors -----	2
	Sales ----- \$1,000-----	(D)	562-3, 568	Women's clothing, specialty stores -----	2
53 part, 56, 57	Shopping goods stores:		562	Women's ready-to-wear stores -----	1
	Number -----	11	565	Family clothing stores -----	2
	Sales ----- \$1,000-----	3 694	566	Shoe stores -----	2
52, 55, 59 ex. 591	All other stores:		564, 569	Other apparel, accessory stores -----	1
	Number -----	2	57	Furniture, home furnishings, equipment stores -----	2
	Sales ----- \$1,000-----	(D)	5712	Furniture stores -----	-
		Number of establishments	5713-15, 19	Other home furnishings stores -----	-
			572, 573	Household appliance, radio, television, music stores -----	2
	Retail stores, total -----	17	58	Eating, drinking places -----	-
52	Lumber, building materials, hardware, farm equipment dealers -----	1	5812	Eating places -----	-
5251	Hardware stores -----	-	5813	Drinking places (alcoholic beverages) -----	-
52 ex. 5251	Other -----	1	59 pt. (591)	Drug stores, proprietary stores -----	1
53 part	General merchandise group stores -----	2	59 ex. 591	Other retail stores -----	1
531	Department stores -----	1	592	Liquor stores -----	-
533	Limited price variety stores -----	1	594	Book, stationery stores -----	-
539	Miscellaneous general merchandise stores -----	-	595	Sporting goods stores, bicycle shops -----	-
			597	Jewelry stores -----	-
54	Food stores -----	3	5992	Florists -----	-
			5996	Camera, photographic supply stores -----	1

Standard Notes: - Represents zero. (D) Withheld to avoid disclosure. (NA) Not available.

TABLE 6. Other Major Retail Centers in the SMSA: 1963—Continued

MRC No. 5. Includes the planned center known as "Westgate Shopping Center" at the intersection of W. Central Ave. and Secor Rd., and extending along the 3100 - 3400 blocks of W. Central Ave. and the 3000 - 3100 block of Secor Rd.

SIC code	Kind of business	Total	SIC code	Kind of business	Number of establishments
	Retail stores, total:				
	Number -----	53	55 ex. 554	Automotive Dealers -----	-
	Sales ----- \$1,000	47 214	55 pt. (554)	Gasoline service stations -----	2
54, 56, 591	Convenience goods stores:		56	Apparel, accessory stores -----	24
	Number -----	8	561, 567	Men's, boys' apparel stores, custom tailors -----	2
	Sales ----- \$1,000	5 271	562-3, 568	Women's clothing, specialty stores -----	12
53 part, 56, 57	Shopping goods stores:		562	Women's ready-to-wear stores -----	6
	Number -----	34	565	Family clothing stores -----	1
	Sales ----- \$1,000	40 324	566	Shoe stores -----	7
52, 55, 59 ex. 591	All other stores:		564, 569	Other apparel, accessory stores -----	2
	Number -----	11	57	Furniture, home furnishings, equipment stores -----	4
	Sales ----- \$1,000	1 619	5712	Furniture stores -----	1
		Number of establishments	5713-15, 19	Other home furnishings stores -----	-
			572, 573	Household appliance, radio, television, music stores -----	3
	Retail stores, total -----	53	58	Eating, drinking places -----	3
52	Lumber, building materials, hardware, farm equipment dealers -----	-	5812	Eating places -----	3
5251	Hardware stores -----	-	5813	Drinking places (alcoholic beverages) -----	-
52 ex. 5251	Other -----	-	59 pt. (591)	Drug stores, proprietary stores -----	3
53 part	General merchandise group stores -----	6	59 ex. 591	Other retail stores -----	9
531	Department stores -----	3	592	Liquor stores -----	-
533	Limited price variety stores -----	1	594	Book, stationery stores -----	1
539	Miscellaneous general merchandise stores -----	2	595	Sporting goods stores, bicycle shops -----	1
			597	Jewelry stores -----	1
54	Food stores -----	2	5992	Florists -----	1
			5996	Camera, photographic supply stores -----	1

MRC No. 6. Includes the planned center known as "Southland Shopping Center" and establishments extending along 1300 and 1400 blocks of S. Byrne Rd. (Ave.) and the 3300 and 3400 blocks of Glendale Ave.

SIC code	Kind of business	Total	SIC code	Kind of business	Number of establishments
	Retail stores, total:				
	Number -----	30	55 ex. 554	Automotive dealers -----	1
	Sales ----- \$1,000	12 256	55 pt. (554)	Gasoline service stations -----	2
54, 58, 591	Convenience goods stores:		56	Apparel, accessory stores -----	8
	Number -----	9	561, 567	Men's, boys' apparel stores, custom tailors -----	3
	Sales ----- \$1,000	5 624	562-3, 568	Women's clothing, specialty stores -----	1
53 part, 56, 57	Shopping goods stores:		562	Women's ready-to-wear stores -----	1
	Number -----	13	565	Family clothing stores -----	3
	Sales ----- \$1,000	5 143	566	Shoe stores -----	3
52, 55, 59 ex. 591	All other stores:		564, 569	Other apparel, accessory stores -----	1
	Number -----	8	57	Furniture, home furnishings, equipment stores -----	2
	Sales ----- \$1,000	1 489	5712	Furniture stores -----	1
		Number of establishments	5713-15, 19	Other home furnishings stores -----	-
			572, 573	Household appliance, radio, television, music stores -----	1
	Retail stores, total -----	30	58	Eating, drinking places -----	3
52	Lumber, building materials, hardware, farm equipment dealers -----	1	5812	Eating places -----	2
5251	Hardware stores -----	-	5813	Drinking places (alcoholic beverages) -----	1
52 ex. 5251	Other -----	1	59 pt. (591)	Drug stores, proprietary stores -----	1
53 part	General merchandise group stores -----	3	59 ex. 591	Other retail stores -----	4
531	Department stores -----	1	592	Liquor stores -----	1
533	Limited price variety stores -----	2	594	Book, stationery stores -----	-
539	Miscellaneous general merchandise stores -----	-	595	Sporting goods stores, bicycle shops -----	-
			597	Jewelry stores -----	1
54	Food stores -----	5	5992	Florists -----	-
			5996	Camera, photographic supply stores -----	-

Standard Notes: - Represents zero. (D) Withheld to avoid disclosure. (NA) Not available.

TABLE 6. Other Major Retail Centers in the SMSA: 1963—Continued

MRC No. 7. Includes the planned center and establishments on Dorr Rd. from Secor Rd. to Frontenac and along the 1400 - 1600 blocks of Secor Rd. (Lucas Co. area)

SIC code	Kind of business	Total	SIC code	Kind of business	Number of establishments
	Retail stores, total:				
	Number -----	21	55 ex. 554	Automotive Dealers -----	3
	Sales ----- \$1,000--	10 716	55 pt. (554)	Gasoline service stations -----	4
54, 58, 591	Convenience goods stores:		56	Apparel, accessory stores -----	1
	Number -----	9	561, 567	Men's, boys' apparel stores, custom tailors -----	1
	Sales ----- \$1,000--	3 649	562-3, 568	Women's clothing, specialty stores -----	-
53 part, 56, 57	Shopping goods stores:		562	Women's ready-to-wear stores -----	-
	Number -----	2	565	Family clothing stores -----	-
	Sales ----- \$1,000--	(D)	566	Shoe stores -----	-
52, 55, 59 ex. 591	All other stores:		564, 569	Other apparel, accessory stores -----	-
	Number -----	10	57	Furniture, home furnishings, equipment stores -----	-
	Sales ----- \$1,000--	(D)	5712	Furniture stores -----	-
		Number of establishments	5713-15, 19	Other home furnishings stores -----	-
		21	572, 573	Household appliance, radio, television, music stores -----	-
52	Retail stores, total -----	21	58	Eating, drinking places -----	5
	Lumber, building materials, hardware, farm equipment dealers -----	1	5812	Eating places -----	3
5251	Hardware stores -----	1	5813	Drinking places (alcoholic beverages) -----	2
52 ex. 5251	Other -----	-	59 pt. (591)	Drug stores, proprietary stores -----	2
53 part	General merchandise group stores -----	1	59 ex. 591	Other retail stores -----	2
531	Department stores -----	1	592	Liquor stores -----	-
533	Limited price variety stores -----	-	594	Book, stationery stores -----	-
539	Miscellaneous general merchandise stores -----	-	595	Sporting goods stores, bicycle shops -----	1
			597	Jewelry stores -----	-
54	Food stores -----	2	5992	Florists -----	1
			5996	Camera, photographic supply stores -----	-

MRC No. 8. Includes the planned center known as "Great Eastern Shoppers City" and establishments on the 2500 and 2600 blocks of Woodville Rd. (Wood Co.)

SIC code	Kind of business	Total	SIC code	Kind of business	Number of establishments
	Retail stores, total:				
	Number -----	39	55 ex. 554	Automotive dealers -----	1
	Sales ----- \$1,000--	17 858	55 pt. (554)	Gasoline service stations -----	3
54, 58, 591	Convenience goods stores:		56	Apparel, accessory stores -----	12
	Number -----	11	561, 567	Men's, boys' apparel stores, custom tailors -----	2
	Sales ----- \$1,000--	8 189	562-3, 568	Women's clothing, specialty stores -----	4
53 part, 56, 57	Shopping goods stores:		562	Women's ready-to-wear stores -----	3
	Number -----	18	565	Family clothing stores -----	1
	Sales ----- \$1,000--	8 615	566	Shoe stores -----	5
52, 55, 59 ex. 591	All other stores:		564, 569	Other apparel, accessory stores -----	-
	Number -----	10	57	Furniture, home furnishings, equipment stores -----	1
	Sales ----- \$1,000--	1 054	5712	Furniture stores -----	-
		Number of establishments	5713-15, 19	Other home furnishings stores -----	-
		39	572, 573	Household appliance, radio, television, music stores -----	1
52	Retail stores, total -----	39	58	Eating, drinking places -----	3
	Lumber, building materials, hardware, farm equipment dealers -----	2	5812	Eating places -----	3
5251	Hardware stores -----	1	5813	Drinking places (alcoholic beverages) -----	-
52 ex. 5251	Other -----	1	59 pt. (591)	Drug stores, proprietary stores -----	2
53 part	General merchandise group stores -----	5	59 ex. 591	Other retail stores -----	4
531	Department stores -----	1	592	Liquor stores -----	-
533	Limited price variety stores -----	2	594	Book, stationery stores -----	-
539	Miscellaneous general merchandise stores -----	2	595	Sporting goods stores, bicycle shops -----	-
			597	Jewelry stores -----	1
54	Food stores -----	6	5992	Florists -----	-
			5996	Camera, photographic supply stores -----	-

Standard Notes: - Represents zero. (D) Withheld to avoid disclosure. (NA) Not available.

TABLE 6. Other Major Retail Centers in the SMSA: 1963—Continued

MRC No. 9. Includes establishments on Main St. from Oak St. to Washington St.; and on Wooster St. from Prospect St. to Church St. (Bowling Green, Wood County, Ohio)

SIC code	Kind of business	Total	SIC code	Kind of business	Number of establishments
	Retail stores, total:				
	Number	61	55 ex. 554	Automotive Dealers	1
	Sales	6 622	55 pt. (554)	Gasoline service stations	2
54, 58, 591	Convenience goods stores:		56	Apparel, accessory stores	14
	Number	20	561, 567	Men's, boys' apparel stores, custom tailors	2
	Sales	2 018	562-3, 568	Women's clothing, specialty stores	6
53 part, 56, 57	Shopping goods stores:		562	Women's ready-to-wear stores	5
	Number	24	565	Family clothing stores	2
	Sales	3 064	566	Shoe stores	4
52, 55, 59 ex. 591	All other stores:		564, 569	Other apparel, accessory stores	-
	Number	17	57	Furniture, home furnishings, equipment stores	6
	Sales	1 540	5712	Furniture stores	2
			5713-15, 19	Other home furnishings stores	1
			572, 573	Household appliance, radio, television, music stores	3
	Retail stores, total	61	58	Eating, drinking places	10
52	Lumber, building materials, hardware, farm equipment dealers	3	5812	Eating places	8
5251	Hardware stores	1	5813	Drinking places (alcoholic beverages)	2
52 ex. 5251	Other	2	59 pt. (591)	Drug stores, proprietary stores	5
53 part	General merchandise group stores	4	59 ex. 591	Other retail stores	11
531	Department stores	1	592	Liquor stores	2
533	Limited price variety stores	2	594	Book, stationery stores	1
539	Miscellaneous general merchandise stores	1	595	Sporting goods stores, bicycle shops	1
			597	Jewelry stores	3
			5992	Florists	1
54	Food stores	5	5996	Camera, photographic supply stores	-

MRC No. 10. Includes the planned center known as "Monroe Shopping Center" and establishments on S. Monroe St. from 7th St. to the end of the 1200 block. (Monroe city, Monroe Co., Mich.)

SIC code	Kind of business	Total	SIC code	Kind of business	Number of establishments
	Retail stores, total:				
	Number	28	55 ex. 554	Automotive dealers	6
	Sales	13 276	55 pt. (554)	Gasoline service stations	3
54, 58, 591	Convenience goods stores:		56	Apparel, accessory stores	5
	Number	6	561, 567	Men's, boys' apparel stores, custom tailors	1
	Sales	4 906	562-3, 568	Women's clothing, specialty stores	2
53 part, 56, 57	Shopping goods stores:		562	Women's ready-to-wear stores	2
	Number	11	565	Family clothing stores	-
	Sales	3 540	566	Shoe stores	2
52, 55, 59 ex. 591	All other stores:		564, 569	Other apparel, accessory stores	-
	Number	11	57	Furniture, home furnishings, equipment stores	3
	Sales	4 830	5712	Furniture stores	-
			5713-15, 19	Other home furnishings stores	-
			572, 573	Household appliance, radio, television, music stores	3
	Retail stores, total	28	58	Eating, drinking places	1
52	Lumber, building materials, hardware, farm equipment dealers	-	5812	Eating places	-
5251	Hardware stores	-	5813	Drinking places (alcoholic beverages)	1
52 ex. 5251	Other	-	59 pt. (591)	Drug stores, proprietary stores	1
53 part	General merchandise group stores	3	59 ex. 591	Other retail stores	2
531	Department stores	1	592	Liquor stores	1
533	Limited price variety stores	1	594	Book, stationery stores	-
539	Miscellaneous general merchandise stores	1	595	Sporting goods stores, bicycle shops	-
			597	Jewelry stores	1
			5992	Florists	-
54	Food stores	4	5996	Camera, photographic supply stores	-

Standard Notes: - Represents zero. (D) Withheld to avoid disclosure. (NA) Not available.

TABLE 6. Other Major Retail Centers in the SMSA: 1963—Continued

MRC No. 11. Includes establishments in the area bounded by: River Raisin, Macomb St., First St., Washington St., Second St., Smith St., and Smith St. extended (Monroe city, Monroe County, Mich.)

SIC code	Kind of business	Total	SIC code	Kind of business	Number of establishments
	Retail stores, total:				
	Number -----	78	55 ex. 554	Automotive Dealers -----	-
	Sales ----- \$1,000--	14 626	55 pt. (554)	Gasoline service stations -----	1
54, 58, 591	Convenience goods stores:		56	Apparel, accessory stores -----	14
	Number -----	29	561, 567	Men's, boys' apparel stores, custom tailors -----	4
	Sales ----- \$1,000--	4 399	562-3, 568	Women's clothing, specialty stores -----	5
53 part, 56, 57	Shopping goods stores:		562	Women's ready-to-wear stores -----	3
	Number -----	28	565	Family clothing stores -----	-
	Sales ----- \$1,000--	8 540	566	Shoe stores -----	5
52, 55, 59 ex. 591	All other stores:		564, 569	Other apparel, accessory stores -----	-
	Number -----	21	57	Furniture, home furnishings, equipment stores -----	11
	Sales ----- \$1,000--	1 687	5712	Furniture stores -----	2
			5713-15, 19	Other home furnishings stores -----	2
		Number of estab- lishments	572, 573	Household appliance, radio, television, music stores -----	7
	Retail stores, total -----	78	58	Eating, drinking places -----	18
52	Lumber, building materials, hardware, farm equip- ment dealers -----	5	5812	Eating places -----	8
5251	Hardware stores -----	2	5813	Drinking places (alcoholic beverages) -----	10
52 ex. 5251	Other -----	3	59 pt. (591)	Drug stores, proprietary stores -----	6
53 part	General merchandise group stores -----	3	59 ex. 591	Other retail stores -----	15
531	Department stores -----	1	592	Liquor stores -----	-
533	Limited price variety stores -----	1	594	Book, stationery stores -----	1
539	Miscellaneous general merchandise stores -----	1	595	Sporting goods stores, bicycle shops -----	1
			597	Jewelry stores -----	6
54	Food stores -----	5	5992	Florists -----	-
			5996	Camera, photographic supply stores -----	1

Standard Notes: - Represents zero. (D) Withheld to avoid disclosure. (NA) Not available.

Topeka, Kans., SMSA

CONTENTS

[Page numbers listed here omit the chapter prefix, 104-, which appears as part of number for each page]

	page
Standard Metropolitan Statistical Area Map	1
Chart on Retail Sales: 1963 and 1958	3
TABLE 1 The Central Business District: 1963 and 1958	4
2 The City: 1963 and 1958	5
3 The Standard Metropolitan Statistical Area: 1963 and 1958	6
4 CBD, City, SMSA—Sales Comparisons: 1958 and 1963	7
5 CBD Sales as Percent of City and SMSA Sales: 1963 and 1958	8
6 Other Major Retail Centers in the SMSA: 1963	9


TOPEKA, KANS.

Standard Metropolitan Statistical Area, Central Business District, and Major Retail Centers




Topeka SMSA


Retail Sales: 1958 and 1963 IN MILLIONS OF DOLLARS



Topeka



Percent Change in Sales, 1958-1963 by Types of Stores



(D) Withheld to avoid disclosure.

1963 CENSUS OF BUSINESS, U.S. Department of Commerce, Bureau of the Census

TABLE 1. The Central Business District: 1963 and 1958

SIC code	Kind of business	1963				1958 ¹		
		Estab- lish- ments	Sales	Payroll, entire year	Paid employees, workweek ended nearest Nov. 15	Estab- lish- ments	Sales	Payroll, entire year
		(number)	(\$1,000)	(\$1,000)	(number)	(number)	(\$1,000)	(\$1,000)
	RETAIL STORES							
	Total ² -----	248	71 201	10 536	3 091	291	64 876	9 740
52	Lumber, building materials, hardware, farm equip- ment dealers -----	6	1 454	204	50	12	2 399	352
5251	Hardware stores -----	1	(D)	(D)	(D)	2	(D)	(D)
52 ex. 5251	Other -----	5	(D)	(D)	(D)	10	(D)	(D)
53 part ³	General merchandise group stores ² -----	14	19 000	3 179	1 052	13	12 975	2 299
531	Department stores -----	5	(D)	(D)	(D)	5	(D)	(D)
533	Limited price variety stores -----	5	1 821	394	162	5	(D)	(D)
539	Miscellaneous general merchandise stores -----	4	(D)	(D)	(D)	3	(D)	(D)
54	Food stores -----	5	1 636	135	36	15	4 185	298
55 ex. 554	Automotive dealers -----	14	25 255	2 579	454	17	16 896	2 064
55 pt. (554)	Gasoline service stations -----	18	1 602	201	79	22	2 244	255
56	Apparel, accessory stores -----	39	6 992	1 212	376	47	8 350	1 312
561, 567	Men's, boys' apparel stores, custom tailors -----	10	1 832	321	94	13	(D)	(D)
562-3, 568	Women's clothing, specialty stores -----	14	1 628	294	97	15	2 356	295
562	Women's ready-to-wear stores ³ -----	10	1 369	254	84	13	2 109	260
565	Family clothing stores ³ -----	4	(D)	(D)	(D)	9	2 817	529
566	Shoe stores -----	10	1 424	222	57	9	1 309	224
564, 569	Other apparel, accessory stores -----	1	(D)	(D)	(D)	1	(D)	(D)
57	Furniture, home furnishings, equipment stores -----	12	5 381	1 125	291	15	6 388	1 145
5712	Furniture stores -----	5	1 434	226	132	7	2 232	466
5713-15, 19	Other home furnishings stores -----	1	(D)	(D)	(D)	-	-	-
572, 573	Household appliance, radio, television, music stores -----	6	(D)	(D)	(D)	8	4 156	679
58	Eating, drinking places -----	58	3 247	853	407	70	3 333	780
5812	Eating places -----	52	3 062	827	390	57	2 899	725
5813	Drinking places (alcoholic beverages) -----	6	185	26	17	13	434	55
59 pt. (591)	Drug stores, proprietary stores -----	11	1 940	318	115	13	2 254	375
59 ex. 591	Other retail stores ⁴ -----	71	4 694	730	231	67	5 852	860
592	Liquor stores -----	8	430	15	10	15	781	48
594	Book, stationery stores -----	5	398	62	26	4	567	89
595	Sporting goods stores, bicycle shops -----	2	(D)	(D)	(D)	2	(D)	(D)
597	Jewelry stores -----	13	(D)	(D)	(D)	13	2 020	318
5992	Florists -----	3	181	36	11	3	177	32
5996	Camera, photographic supply stores -----	3	(D)	(D)	(D)	3	(D)	(D)
	SELECTED SERVICES							
7011	Hotels, motels -----	6	832	294	146	6	1 073	398
783	Motion picture theaters -----	4	(D)	(D)	(D)	5	656	134

Standard Notes: - Represents zero. (D) Withheld to avoid disclosure. (NA) Not available.

¹1958 group totals for SIC 53 and 56 may include data for "nonemployer" establishments which could not be classified and tabulated by detailed kinds of business.²Excludes nonstore retailers (i.e., mail order, direct selling, merchandise vending machine operators) part of SIC 53.³1958 data limited to "employer" establishments.⁴Includes data for those kinds of business in SIC 59 (ex. 591) not covered in any of the lines below.

TABLE 2. The City: 1963 and 1958

SIC code	Kind of business	1963				1958 ¹		
		Estab- lish- ments (number)	Sales (\$1,000)	Payroll, entire year (\$1,000)	Paid employees, workweek ended nearest Nov. 15 (number)	Estab- lish- ments (number)	Sales (\$1,000)	Payroll, entire year (\$1,000)
RETAIL STORES								
	Total ² -----	998	181 125	22 663	6 987	1 085	157 151	(D)
52	Lumber, building materials, hardware, farm equip- ment dealers -----	37	11 934	2 109	400	49	10 286	1 736
5251	Hardware stores -----	9	1 193	167	49	15	1 221	(D)
52 ex. 5251	Other -----	28	10 741	1 942	351	34	9 065	(D)
53 part ³	General merchandise group stores ² -----	39	22 789	3 710	1 274	30	21 107	(D)
531	Department stores -----	6	(D)	(D)	(D)	(NA)	(NA)	(NA)
533	Limited price variety stores -----	17	(D)	(D)	(D)	13	3 618	640
539	Miscellaneous general merchandise stores -----	16	(D)	(D)	(D)	(NA)	(NA)	(NA)
54	Food stores -----	86	40 375	3 254	1 050	127	37 995	2 425
55 ex. 554	Automotive dealers -----	65	37 247	3 803	682	77	24 744	2 663
55 pt. (554)	Gasoline service stations -----	171	14 527	1 437	552	171	12 323	1 096
56	Apparel, accessory stores -----	73	(D)	(D)	(D)	84	10 395	1 514
561, 567	Men's, boys' apparel stores, custom tailors -----	13	2 022	346	103	15	1 798	267
562-3, 568	Women's clothing, specialty stores -----	28	3 765	471	174	34	(D)	(D)
562	Women's ready-to-wear stores ³ -----	25	(D)	(D)	(D)	24	2 876	333
565	Family clothing stores ³ -----	7	(D)	(D)	(D)	13	3 146	563
566	Shoe stores -----	19	2 781	467	120	16	1 805	290
564, 569	Other apparel, accessory stores -----	6	415	43	18	4	(D)	(D)
57	Furniture, home furnishings, equipment stores -----	63	(D)	(D)	(D)	68	(D)	(D)
5712	Furniture stores -----	24	(D)	(D)	(D)	(NA)	(NA)	(NA)
5713-15, 19	Other home furnishings stores -----	7	(D)	(D)	(D)	(NA)	(NA)	(NA)
572, 573	Household appliance, radio, television, music stores -----	32	7 567	1 302	245	31	(D)	(D)
58	Eating, drinking places -----	202	10 342	2 360	1 158	219	9 016	1 883
5812	Eating places -----	165	(D)	(D)	(D)	163	7 552	1 757
5813	Drinking places (alcoholic beverages) -----	37	(D)	(D)	(D)	56	1 464	126
59 pt. (591)	Drug stores, proprietary stores -----	43	9 448	1 182	425	45	6 108	877
59 ex. 591	Other retail stores ⁴ -----	219	12 483	1 295	454	215	(D)	(D)
592	Liquor stores -----	81	(D)	(D)	(D)	66	(D)	(D)
594	Book, stationery stores -----	5	398	62	26	10	829	99
595	Sporting goods stores, bicycle shops -----	7	(D)	(D)	(D)	9	(D)	(D)
597	Jewelry stores -----	15	1 695	302	87	19	2 279	340
5992	Florists -----	10	(D)	(D)	(D)	(NA)	(NA)	(NA)
5996	Camera, photographic supply stores -----	5	272	48	10	(NA)	(NA)	(NA)
SELECTED SERVICES								
7011	Hotels, motels -----	19	2 234	(D)	(D)	27	(D)	(D)
783	Motion picture theaters -----	8	(D)	(D)	(D)	10	(D)	(D)

Standard Notes: - Represents zero. (D) Withheld to avoid disclosure. (NA) Not available.

¹1958 group totals for SIC 53 and 56 may include data for "nonemployer" establishments which could not be classified and tabulated by detailed kinds of business.

²Excludes nonstore retailers (i.e., mail order, direct selling, merchandise vending machine operators) part of SIC 53.

³1958 data limited to "employer" establishments.

⁴Includes data for those kinds of business in SIC 59 (ex. 591) not covered in any of the lines below.

TABLE 3. The Standard Metropolitan Statistical Area: 1963 and 1958

SIC code	Kind of business	1963				1958 ¹		
		Estab- lish- ments	Sales	Payroll, entire year	Paid employees, workweek ended nearest Nov. 15	Estab- lish- ments	Sales	Payroll, entire year
		(number)	(\$1,000)	(\$1,000)	(number)	(number)	(\$1,000)	(\$1,000)
RETAIL STORES								
	Total ² -----	1 099	193 612	23 909	7 419	1 185	165 960	(D)
52	Lumber, building materials, hardware, farm equip- ment dealers -----	49	13 577	2 255	439	63	12 970	1 957
5251	Hardware stores -----	14	1 309	173	54	19	1 294	162
52 ex. 5251	Other -----	35	12 268	2 082	385	44	11 676	1 795
53 part ²	General merchandise group stores ² -----	42	25 383	4 055	1 373	36	21 257	3 421
531	Department stores -----	7	19 548	3 107	961	6	15 558	2 577
533	Limited price variety stores -----	18	3 811	708	310	13	3 618	640
539	Miscellaneous general merchandise stores -----	17	2 024	240	102	(NA)	(NA)	(NA)
54	Food stores -----	98	43 102	3 401	1 104	142	39 545	2 494
55 ex. 554	Automotive dealers -----	73	38 362	3 861	698	83	25 403	2 703
55 pt. (554)	Gasoline service stations -----	195	16 175	1 537	594	200	(D)	(D)
56	Apparel, accessory stores -----	75	11 647	1 767	569	88	10 457	1 514
561, 567	Men's, boys' apparel stores, custom tailors -----	13	2 022	346	103	15	1 798	267
562-3, 568	Women's clothing, specialty stores -----	28	3 765	471	174	36	(D)	(D)
562	Women's ready-to-wear stores ³ -----	25	(D)	(D)	(D)	24	2 876	333
565	Family clothing stores ³ -----	9	2 664	440	154	13	3 146	563
566	Shoe stores -----	19	2 781	467	120	16	1 805	290
564, 569	Other apparel, accessory stores -----	6	415	43	18	4	(D)	(D)
57	Furniture, home furnishings, equipment stores -----	65	11 029	1 824	460	71	11 648	1 817
5712	Furniture stores -----	25	3 219	475	197	20	5 377	834
5713-15, 19	Other home furnishings stores -----	8	243	47	18	10	197	28
572, 573	Household appliance, radio, television, music stores -----	32	7 567	1 302	245	33	6 074	955
58	Eating, drinking places -----	223	11 416	2 620	1 276	231	9 364	1 954
5812	Eating places -----	184	10 221	2 506	1 208	172	7 836	1 817
5813	Drinking places (alcoholic beverages) -----	39	1 195	114	68	59	1 528	137
59 pt. (591)	Drug stores, proprietary stores -----	43	9 448	1 182	425	46	(D)	(D)
59 ex. 591	Other retail stores ⁴ -----	236	13 473	1 407	481	225	14 740	1 579
592	Liquor stores -----	83	4 610	185	114	67	3 920	128
594	Book, stationery stores -----	5	398	62	26	10	829	99
595	Sporting goods stores, bicycle shops -----	8	433	38	12	10	633	53
597	Jewelry stores -----	15	1 695	302	87	19	2 279	340
5992	Florists -----	11	755	154	46	11	581	134
5996	Camera, photographic supply stores -----	5	272	48	10	5	966	194
SELECTED SERVICES								
7011	Hotels, motels -----	28	2 532	(D)	(D)	39	1 899	540
783	Motion picture theaters -----	8	(D)	(D)	(D)	11	(D)	(D)

Standard Notes: - Represents zero. (D) Withheld to avoid disclosure. (NA) Not available.

¹1958 group totals for SIC 53 and 56 may include data for "nonemployer" establishments which could not be classified and tabulated by detailed kinds of business.

²Excludes nonstore retailers (i.e., mail order, direct selling, merchandise vending machine operators) part of SIC 53.

³1958 data limited to "employer" establishments.

⁴Includes data for those kinds of business in SIC 59 (ex. 591) not covered in any of the lines below.

TABLE 4. CBD, City, SMSA—Sales Comparisons: 1958 and 1963

SIC code	Kind of business	Percent change in sales			Percent distribution of sales					
		Central business district	City	Standard metropolitan statistical area	Central business district		City		Standard metropolitan statistical area	
					1963	1958	1963	1958	1963	1958
RETAIL STORES										
	Total ² -----	9.8	15.3	16.7	100.0	100.0	100.0	100.0	100.0	100.0
52	Lumber, building materials, hardware, farm equipment dealers -----	-39.4	16.0	4.7	2.0	3.7	6.6	6.5	7.0	7.8
5251	Hardware stores -----	(D)	-2.3	1.2	(D)	(D)	0.7	0.8	0.7	0.8
52 ex. 5251	Other -----	(D)	18.5	5.1	(D)	(D)	5.9	5.7	6.3	7.0
53 part ²	General merchandise group stores ^{1,2} -----	46.4	8.0	19.4	26.7	20.0	12.6	13.4	13.1	12.8
531	Department stores -----	(D)	(D)	25.7	(D)	(D)	(D)	(NA)	10.1	9.4
533	Limited price variety stores -----	(D)	(D)	5.3	2.6	(D)	(D)	2.3	2.0	2.2
539	Miscellaneous general merchandise stores -----	(D)	(D)	(NA)	(D)	(D)	(D)	(NA)	1.0	(NA)
54	Food stores -----	-60.9	6.3	9.0	2.3	6.5	22.3	24.2	22.3	23.8
55 ex. 554	Automotive dealers -----	49.5	50.5	51.0	35.5	26.0	20.6	15.7	19.8	15.3
55 pt. (554)	Gasoline service stations -----	-28.6	17.9	(D)	2.2	3.5	8.0	7.8	8.3	(D)
56	Apparel, accessory stores ¹ -----	-16.3	(D)	11.4	9.8	12.9	(D)	6.6	6.0	6.3
561, 567	Men's, boys' apparel stores, custom tailors -----	(D)	12.5	12.5	2.6	(D)	1.1	1.1	1.0	1.1
562-3, 568	Women's clothing, specialty stores -----	-30.9	(D)	(D)	2.3	3.6	2.1	(D)	1.9	(D)
562	Women's ready-to-wear stores ³ -----	-35.1	(D)	(D)	1.9	3.3	(D)	1.8	(D)	1.7
565	Family clothing stores ³ -----	(D)	(D)	-15.3	(D)	4.3	(D)	2.0	1.4	1.9
566	Shoe stores -----	8.8	54.1	54.1	2.0	2.0	1.5	1.1	1.4	1.1
564, 569	Other apparel, accessory stores -----	(D)	(D)	(D)	(D)	(D)	0.2	(D)	0.2	(D)
57	Furniture, home furnishings, equipment stores -----	-15.8	(D)	-5.3	7.6	9.8	(D)	(D)	5.7	7.0
5712	Furniture stores -----	-35.8	(D)	-40.1	2.0	3.4	(D)	(NA)	1.7	3.2
5713-15, 19	Other home furnishings stores -----	(D)	(NA)	23.4	(D)	-	(D)	(NA)	0.1	0.1
572, 573	Household appliance, radio, television, music stores -----	(D)	(D)	24.6	(D)	6.4	4.2	(D)	3.9	3.7
58	Eating, drinking places -----	-2.6	14.7	21.9	4.6	5.1	5.7	5.7	5.9	5.6
5812	Eating places -----	5.6	(D)	30.4	4.3	4.5	(D)	4.8	5.3	4.7
5813	Drinking places (alcoholic beverages) -----	-57.4	(D)	-21.8	0.3	0.6	(D)	0.9	0.6	0.9
59 pt. (591)	Drug stores, proprietary stores -----	-13.9	54.7	(D)	2.7	3.5	5.2	3.9	4.9	(D)
59 ex. 591	Other retail stores ⁴ -----	-19.8	(D)	-8.6	6.6	9.0	6.9	(D)	7.0	8.9
592	Liquor stores -----	-44.9	(D)	17.6	0.6	1.2	(D)	(D)	2.4	2.6
594	Book, stationery stores -----	-29.8	-52.0	-52.0	0.6	0.9	0.2	0.5	0.2	0.5
595	Sporting goods stores, bicycle shops -----	(D)	(D)	-31.6	(D)	(D)	(D)	(D)	0.2	0.4
597	Jewelry stores -----	(D)	-25.6	-25.6	(D)	3.1	0.9	1.5	0.9	1.4
5992	Florists -----	2.3	(D)	30.0	0.3	0.3	(D)	(NA)	0.4	0.4
5996	Camera, photographic supply stores -----	(D)	(NA)	-71.8	(D)	(D)	0.2	(NA)	0.1	0.6
SELECTED SERVICES										
7011	Hotels, motels -----	-22.5	(D)	33.3	(X)	(X)	(X)	(X)	(X)	(X)
783	Motion picture theaters -----	(D)	(D)	(D)	(X)	(X)	(X)	(X)	(X)	(X)

Standard Notes: - Represents zero. (D) Withheld to avoid disclosure. (NA) Not available. (X) Not applicable. (-) Minus sign before number denotes decrease.
¹1958 group totals for SIC 53 and 56 may include data for "nonemployer" establishments which could not be classified and tabulated by detailed kinds of business.
²Excludes nonstore retailers (i.e., mail order, direct selling, merchandise vending machine operators) part of SIC 53.
³1958 data limited to "employer" establishments.
⁴Includes data for those kinds of business in SIC 59 (ex. 591) not covered in any of the lines below.

TABLE 5. CBD Sales as Percent of City and SMSA Sales: 1963 and 1958

SIC code	Kind of business	Central business district sales as—			
		Percent of city sales		Percent of standard metropolitan statistical area sales	
		1963	1958	1963	1958
	RETAIL STORES				
	Total ² -----	39.3	41.3	36.8	39.1
52	Lumber, building materials, hardware, farm equipment dealers -----	12.2	23.3	10.7	18.5
5251	Hardware stores -----	(D)	(D)	(D)	(D)
52 ex. 5251	Other -----	(D)	(D)	(D)	(D)
53 part ²	General merchandise group stores ^{1,2} -----	83.4	61.5	74.9	61.0
531	Department stores -----	(D)	(D)	(D)	(D)
533	Limited price variety stores -----	(D)	(D)	47.8	(D)
539	Miscellaneous general merchandise stores -----	(D)	(D)	(D)	(D)
54	Food stores -----	4.1	11.0	3.8	10.6
55 ex. 554	Automotive dealers -----	67.8	68.3	65.8	66.5
55 pt. (554)	Gasoline service stations -----	11.0	18.2	9.9	(D)
56	Apparel, accessory stores ¹ -----	(D)	80.3	60.0	79.9
561, 567	Men's, boys' apparel stores, custom tailors -----	90.6	(D)	90.6	(D)
562-3, 568	Women's clothing, specialty stores -----	43.2	(D)	43.2	(D)
562	Women's ready-to-wear stores ³ -----	(D)	73.3	(D)	73.3
565	Family clothing stores ³ -----	(D)	89.5	(D)	89.5
566	Shoe stores -----	51.2	72.5	51.2	72.5
564, 569	Other apparel, accessory stores -----	(D)	(D)	(D)	(D)
57	Furniture, home furnishings, equipment stores -----	(D)	(D)	48.8	54.8
5712	Furniture stores -----	(D)	(NA)	44.6	41.5
5713-15, 19	Other home furnishings stores -----	(D)	-	(D)	-
572, 573	Household appliance, radio, television, music stores -----	(D)	(D)	(D)	68.4
58	Eating, drinking places -----	31.4	37.0	28.4	35.6
5812	Eating places -----	(D)	38.4	30.0	37.0
5813	Drinking places (alcoholic beverages) -----	(D)	29.6	15.5	28.4
59 pt. (591)	Drug stores, proprietary stores -----	20.5	36.9	20.5	(D)
59 ex. 591	Other retail stores ⁴ -----	37.6	(D)	34.8	39.7
592	Liquor stores -----	(D)	(D)	9.3	19.9
594	Book, stationery stores -----	100.0	68.4	100.0	68.4
595	Sporting goods stores, bicycle shops -----	(D)	(D)	(D)	(D)
597	Jewelry stores -----	(D)	88.6	(D)	88.6
5992	Florists -----	(D)	(NA)	24.0	30.5
5996	Camera, photographic supply stores -----	(D)	(D)	(D)	(D)
	SELECTED SERVICES				
7011	Hotels, motels -----	37.2	(D)	32.9	56.5
783	Motion picture theaters -----	(D)	(D)	(D)	(D)

Standard Notes: - Represents zero. (D) Withheld to avoid disclosure. (NA) Not available.

¹1958 group totals for SIC 53 and 56 may include data for "nonemployer" establishments which could not be classified and tabulated by detailed kinds of business.

²Excludes nonstore retailers (i.e., mail order, direct selling, merchandise vending machine operators) part of SIC 53.

³1958 data limited to "employer" establishments.

⁴Includes data for those kinds of business in SIC 59 (ex. 591) not covered in any of the lines below.

TABLE 6. Other Major Retail Centers in the SMSA: 1963

MRC No. 1. Includes the planned center known as "Holliday Square" and establishments along Topeka Ave. from W. 29th to W. 31st and on W. 29th from Kansas Ave. to Topeka Ave. (Topeka city)

SIC code	Kind of business	Total	SIC code	Kind of business	Number of establishments
	Retail stores, total:				
	Number -----	27	55 ex. 554	Automotive Dealers -----	-
	Sales ----- \$1,000--	11 014	55 pt. (554)	Gasoline service stations -----	2
54, 58, 591	Convenience goods stores:		56	Apparel, accessory stores -----	5
	Number -----	8	561, 567	Men's, boys' apparel stores, custom tailors -----	1
	Sales ----- \$1,000--	6 960	562-3, 568	Women's clothing, specialty stores -----	2
53 part, 56, 57	Shopping goods stores:		562	Women's ready-to-wear stores -----	2
	Number -----	9	565	Family clothing stores -----	-
	Sales ----- \$1,000--	3 229	566	Shoe stores -----	1
52, 55, 59 ex. 591	All other stores:		564, 569	Other apparel, accessory stores -----	1
	Number -----	10	57	Furniture, home furnishings, equipment stores ----	1
	Sales ----- \$1,000--	825	5712	Furniture stores -----	-
		Number of establishments	5713-15, 19	Other home furnishings stores -----	-
			572, 573	Household appliance, radio, television, music stores -----	1
	Retail stores, total -----	27	58	Eating, drinking places -----	4
52	Lumber, building materials, hardware, farm equipment dealers -----	2	5812	Eating places -----	4
5251	Hardware stores -----	1	5813	Drinking places (alcoholic beverages) -----	-
52 ex. 5251	Other -----	1	59 pt. (591)	Drug stores, proprietary stores -----	2
53 part	General merchandise group stores -----	3	59 ex. 591	Other retail stores -----	6
531	Department stores -----	1	592	Liquor stores -----	-
533	Limited price variety stores -----	1	594	Book, stationery stores -----	-
539	Miscellaneous general merchandise stores -----	1	595	Sporting goods stores, bicycle shops -----	1
			597	Jewelry stores -----	1
54	Food stores -----	2	5992	Florists -----	1
			5996	Camera, photographic supply stores -----	1

Standard Notes: - Represents zero. (D) Withheld to avoid disclosure. (NA) Not available.

Trenton, N.J., SMSA

CONTENTS

[Page numbers listed here omit the chapter prefix 105-, which appears as part of number for each page]

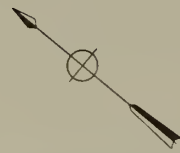

	page
Standard Metropolitan Statistical Area Map	1
Chart on Retail Sales: 1963 and 1958	3
TABLE 1 The Central Business District: 1963 and 1958	4
2 The City: 1963 and 1958	5
3 The Standard Metropolitan Statistical Area: 1963 and 1958	6
4 CBD, City, SMSA—Sales Comparisons: 1958 and 1963	7
5 CBD Sales as Percent of City and SMSA Sales: 1963 and 1958	8
6 Other Major Retail Centers in the SMSA: 1963	9

TRENTON, N.J.

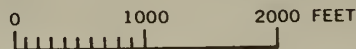
Standard Metropolitan Statistical Area, Central Business District, and Major Retail Centers



CENTRAL BUSINESS DISTRICT



Comprising Census Tracts 9 and 16-A




TRENTON, N.J.

Standard Metropolitan Statistical Area, Central Business District, and Major Retail Centers




Trenton SMSA

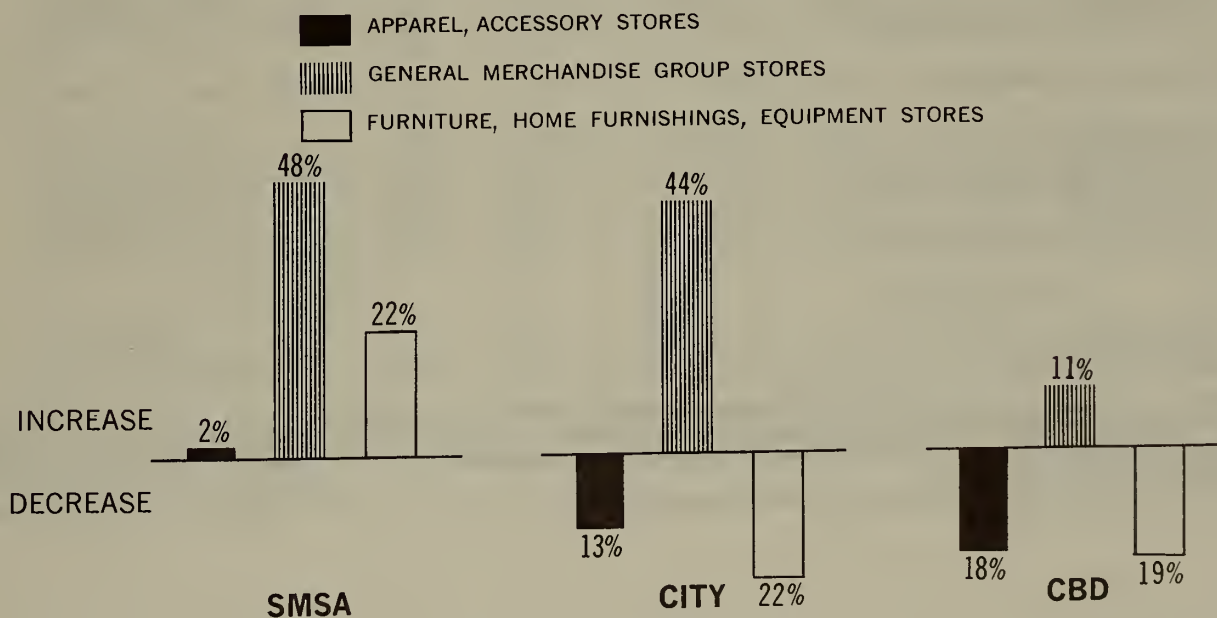
Retail Sales: 1958 and 1963 IN MILLIONS OF DOLLARS



Trenton



Percent Change in Sales, 1958-1963 by Types of Stores



1963 CENSUS OF BUSINESS, U.S. Department of Commerce, Bureau of the Census

TABLE 1. The Central Business District: 1963 and 1958

SIC code	Kind of business	1963				1958 ¹		
		Estab- lish- ments (number)	Sales (\$1,000)	Payroll, entire year (\$1,000)	Paid employees, workweek ended nearest Nov. 15 (number)	Estab- lish- ments (number)	Sales (\$1,000)	Payroll, entire year (\$1,000)
	RETAIL STORES							
	Total ² -----	401	72 356	10 582	3 410	486	76 481	11 868
52	Lumber, building materials, hardware, farm equip- ment dealers -----	8	1 161	107	27	9	774	117
5251	Hardware stores -----	2	(D)	(D)	(D)	2	(D)	(D)
52 ex. 5251	Other -----	6	(D)	(D)	(D)	7	(D)	(D)
53 part ³	General merchandise group stores ² -----	16	29 583	4 483	1 501	15	26 771	4 434
531	Department stores -----	4	26 101	3 820	1 251	4	(D)	(D)
533	Limited price variety stores -----	4	2 690	556	216	4	3 183	610
539	Miscellaneous general merchandise stores -----	8	792	107	34	7	(D)	(D)
54	Food stores -----	41	2 975	282	98	51	4 275	404
55 ex. 554	Automotive dealers -----	6	1 353	162	31	7	1 420	165
55 pt. (554)	Gasoline service stations [†] -----	7	812	58	18	8	580	62
56	Apparel, accessory stores -----	91	15 977	2 438	835	122	19 538	3 004
561, 567	Men's, boys' apparel stores, custom tailors -----	26	4 063	612	145	32	3 846	594
562-3, 568	Women's clothing, specialty stores -----	37	9 066	1 441	578	52	8 126	1 289
562	Women's ready-to-wear stores ³ -----	21	8 262	1 327	530	34	7 144	1 144
565	Family clothing stores ³ -----	2	(D)	(D)	(D)	8	4 759	776
566	Shoe stores -----	24	2 286	299	77	22	2 155	287
564, 569	Other apparel, accessory stores -----	2	(D)	(D)	(D)	6	606	58
57	Furniture, home furnishings, equipment stores ----	46	7 798	979	233	65	9 678	1 484
5712	Furniture stores -----	19	4 041	558	150	22	4 495	697
5713-15, 19	Other home furnishings stores -----	10	962	130	30	14	1 266	193
572, 573	Household appliance, radio, television, music stores -----	17	2 795	291	53	29	3 917	594
58	Eating, drinking places -----	95	4 370	917	384	105	5 084	1 056
5812	Eating places -----	62	2 938	682	306	74	3 710	866
5813	Drinking places (alcoholic beverages) -----	33	1 432	235	78	31	1 374	190
59 pt. (591)	Drug stores, proprietary stores -----	8	1 176	151	48	8	1 140	154
59 ex. 591	Other retail stores ⁴ -----	83	7 151	1 005	235	96	7 221	988
592	Liquor stores -----	8	1 156	111	30	15	1 108	75
594	Book, stationery stores -----	2	(D)	(D)	(D)	5	479	101
595	Sporting goods stores, bicycle shops -----	2	(D)	(D)	(D)	4	528	73
597	Jewelry stores -----	11	2 395	425	76	11	1 263	243
5992	Florists -----	2	(D)	(D)	(D)	4	104	30
5996	Camera, photographic supply stores -----	1	(D)	(D)	(D)	4	395	39
	SELECTED SERVICES							
7011	Hotels, motels -----	8	1 300	544	242	9	(D)	(D)
783	Motion picture theaters -----	4	(D)	(D)	(D)	6	(D)	(D)

Standard Notes: - Represents zero. (D) Withheld to avoid disclosure. (NA) Not available. [†]1958 data revised.

¹1958 group totals for SIC 53 and 56 may include data for "nonemployer" establishments which could not be classified and tabulated by detailed kinds of business.

²Excludes nonstore retailers (i.e., mail order, direct selling, merchandise vending machine operators) part of SIC 53.

³1958 data limited to "employer" establishments.

⁴Includes data for those kinds of business in SIC 59 (ex. 591) not covered in any of the lines below.

TABLE 2. The City: 1963 and 1958

SIC code	Kind of business	1963				1958 ¹		
		Estab- lish- ments (number)	Sales (\$1,000)	Payroll, entire year (\$1,000)	Paid employees, workweek ended nearest Nov. 15 (number)	Estab- lish- ments (number)	Sales (\$1,000)	Payroll, entire year (\$1,000)
	RETAIL STORES							
	Total ² -----	1 484	191 388	22 574	6 969	2 301	212 113	24 523
52	Lumber, building materials, hardware, farm equip- ment dealers -----	59	7 836	898	208	67	9 032	1 123
5251	Hardware stores -----	25	1 491	126	32	24	(D)	(D)
52 ex. 5251	Other -----	34	6 345	772	176	43	(D)	(D)
53 part ³	General merchandise group stores ² -----	30	48 050	6 063	2 153	100	33 336	5 088
531	Department stores -----	7	(D)	(D)	(D)	5	(D)	(D)
533	Limited price variety stores -----	12	3 577	729	287	26	5 013	890
539	Miscellaneous general merchandise stores -----	11	(D)	(D)	(D)	37	(D)	(D)
54	Food stores -----	344	33 522	2 447	723	574	48 359	3 178
55 ex. 554	Automotive dealers -----	35	15 515	1 534	249	70	20 132	2 115
55 pt. (554)	Gasoline service stations -----	102	8 944	619	208	185	11 608	908
56	Apparel, accessory stores -----	165	20 431	2 955	994	211	23 406	3 412
561, 567	Men's, boys' apparel stores, custom tailors -----	33	4 565	654	157	48	4 753	674
562-3, 568	Women's clothing, specialty stores -----	70	11 165	1 689	657	94	9 531	1 440
562	Women's ready-to-wear stores ³ -----	51	10 024	1 525	602	43	7 901	1 239
565	Family clothing stores ³ -----	25	1 324	177	64	14	5 331	868
566	Shoe stores -----	34	2 964	401	102	36	2 728	346
564, 569	Other apparel, accessory stores -----	3	413	34	14	15	969	84
57	Furniture, home furnishings, equipment stores -----	99	13 976	1 754	415	149	17 848	2 486
5712	Furniture stores -----	35	7 006	964	253	46	6 762	993
5713-15, 19	Other home furnishings stores -----	28	2 208	240	55	49	3 025	435
572, 573	Household appliance, radio, television, music stores -----	36	4 762	550	107	54	8 061	1 058
58	Eating, drinking places -----	371	16 265	2 770	1 107	539	20 542	3 196
5812	Eating places -----	186	8 259	1 817	766	304	10 672	2 078
5813	Drinking places (alcoholic beverages) -----	185	8 006	953	341	235	9 870	1 118
59 pt. (591)	Drug stores, proprietary stores -----	48	4 793	556	196	56	5 346	619
59 ex. 591	Other retail stores ⁴ -----	231	22 056	2 978	716	350	22 504	2 398
592	Liquor stores -----	51	5 103	495	157	62	5 269	383
594	Book, stationery stores -----	4	495	93	22	9	643	112
595	Sporting goods stores, bicycle shops -----	7	864	59	20	21	1 067	108
597	Jewelry stores -----	21	2 675	466	88	24	1 764	305
5992	Florists -----	20	656	150	37	32	1 063	177
5996	Camera, photographic supply stores -----	3	380	21	5	10	(D)	(D)
	SELECTED SERVICES							
7011	Hotels, motels -----	12	(D)	(D)	(D)	19	(D)	(D)
783	Motion picture theaters -----	8	(D)	(D)	(D)	12	(D)	(D)

Standard Notes: - Represents zero. (D) Withheld to avoid disclosure. (NA) Not available.

¹1958 group totals for SIC 53 and 56 may include data for "nonemployer" establishments which could not be classified and tabulated by detailed kinds of business.

²Excludes nonstore retailers (i.e., mail order, direct selling, merchandise vending machine operators) part of SIC 53.

³1958 data limited to "employer" establishments.

⁴Includes data for those kinds of business in SIC 59 (ex. 591) not covered in any of the lines below.

TABLE 3. The Standard Metropolitan Statistical Area: 1963 and 1958

SIC code	Kind of business	1963				1958 ¹		
		Estab- lish- ments (number)	Sales (\$1,000)	Payroll, entire year (\$1,000)	Paid employees, workweek ended nearest Nov. 15 (number)	Estab- lish- ments (number)	Sales (\$1,000)	Payroll, entire year (\$1,000)
	RETAIL STORES							
	Total ² -----	2 683	430 763	49 429	14 530	3 102	350 888	39 094
52	Lumber, building materials, hardware, farm equip- ment dealers -----	122	21 817	2 699	574	124	17 673	2 316
5251	Hardware stores -----	42	3 684	487	116	42	2 586	295
52 ex. 5251	Other -----	80	18 133	2 212	458	82	15 087	2 021
53 part ³	General merchandise group stores ² -----	64	59 067	7 654	2 921	123	39 822	5 956
531	Department stores -----	9	48 168	5 794	2 144	6	28 082	4 326
533	Limited price variety stores -----	29	8 517	1 586	679	31	5 810	1 033
539	Miscellaneous general merchandise stores -----	26	2 382	274	98	54	5 132	597
54	Food stores -----	536	89 500	6 895	2 003	709	87 240	6 029
55 ex. 554	Automotive dealers -----	102	71 863	6 485	1 027	113	50 218	4 948
55 pt. (554)	Gasoline service stations -----	261	26 676	2 097	645	273	20 674	1 645
56	Apparel, accessory stores -----	243	28 880	4 095	1 316	279	28 448	4 082
561, 567	Men's, boys' apparel stores, custom tailors -----	49	6 725	1 005	222	69	6 548	938
562-3, 568	Women's clothing, specialty stores -----	100	13 412	1 921	757	118	10 760	1 578
562	Women's ready-to-wear stores ³ -----	72	11 609	1 696	677	53	8 500	1 323
565	Family clothing stores ³ -----	33	2 362	318	106	20	5 912	947
566	Shoe stores -----	53	4 949	663	177	45	3 458	(0)
564, 569	Other apparel, accessory stores -----	8	1 432	188	54	23	1 676	(0)
57	Furniture, home furnishings, equipment stores -----	164	26 282	3 404	752	186	21 499	2 921
5712	Furniture stores -----	51	11 711	1 649	388	58	8 869	1 244
5713-15, 19	Other home furnishings stores -----	52	4 801	669	145	60	3 950	565
572, 573	Household appliance, radio, television, music stores -----	61	9 770	1 086	219	68	8 680	1 112
58	Eating, drinking places -----	641	38 659	7 840	3 185	714	33 312	5 904
5812	Eating places -----	379	26 433	6 231	2 552	418	20 203	4 307
5813	Drinking places (alcoholic beverages) -----	262	12 226	1 609	633	296	13 109	1 597
59 pt. (591)	Drug stores, proprietary stores -----	86	13 419	1 749	524	79	8 924	1 131
59 ex. 591	Other retail stores ⁴ -----	464	54 600	6 511	1 583	502	43 078	4 162
592	Liquor stores -----	82	11 018	1 056	310	92	8 779	658
594	Book, stationery stores -----	12	4 022	539	198	19	1 333	165
595	Sporting goods stores, bicycle shops -----	26	1 368	94	28	32	1 339	112
597	Jewelry stores -----	29	3 112	538	111	32	2 020	348
5992	Florists -----	45	1 579	263	78	44	1 526	217
5996	Camera, photographic supply stores -----	9	835	71	16	12	828	54
	SELECTED SERVICES							
7011	Hotels, motels -----	32	4 630	1 582	649	33	4 281	1 386
783	Motion picture theaters -----	14	(0)	(0)	(0)	17	(0)	(0)

Standard Notes: - Represents zero. (D) Withheld to avoid disclosure. (NA) Not available.

¹1958 group totals for SIC 53 and 56 may include data for "nonemployer" establishments which could not be classified and tabulated by detailed kinds of business.

²Excludes nonstore retailers (i.e., mail order, direct selling, merchandise vending machine operators) part of SIC 53.

³1958 data limited to "employer" establishments.

⁴Includes data for those kinds of business in SIC 59 (ex. 591) not covered in any of the lines below.

TABLE 4. CBD, City, SMSA—Sales Comparisons: 1958 and 1963

SIC code	Kind of business	Percent change in sales			Percent distribution of sales					
		Central business district	City	Standard metropolitan statistical area	Central business district		City		Standard metropolitan statistical area	
					1963	1958	1963	1958	1963	1958
RETAIL STORES										
	Total ² -----	-5.4	-9.8	22.8	100.0	100.0	100.0	100.0	100.0	100.0
52	Lumber, building materials, hardware, farm equipment dealers -----	50.0	-13.2	23.4	1.6	1.0	4.1	4.3	5.1	5.0
5251	Hardware stores -----	(D)	(D)	42.5	(D)	(D)	0.8	(D)	0.9	0.7
52 ex. 5251	Other -----	(D)	(D)	20.2	(D)	(D)	3.3	(D)	4.2	4.3
53 part ²	General merchandise group stores ^{1,2} -----	10.5	44.1	48.3	40.9	35.0	25.1	15.7	13.7	11.3
531	Department stores -----	(D)	(D)	71.5	36.1	(D)	(D)	(D)	11.2	8.0
533	Limited price variety stores -----	-15.5	-28.6	46.6	3.7	4.2	1.9	2.4	2.0	1.7
539	Miscellaneous general merchandise stores -----	(D)	(D)	-53.6	1.1	(D)	(D)	(D)	0.5	1.6
54	Food stores -----	-30.4	-30.7	2.6	4.1	5.6	17.5	22.8	20.8	24.9
55 ex. 554	Automotive dealers -----	-4.7	-22.9	43.1	1.9	1.9	8.1	9.5	16.7	14.3
55 pt. (554)	Gasoline service stations -----	40.0	-23.0	29.0	1.1	0.8	4.7	5.5	6.2	5.9
56	Apparel, accessory stores ¹ -----	-18.2	-12.7	1.5	22.1	25.5	10.7	11.0	6.7	8.2
561, 567	Men's, boys' apparel stores, custom tailors -----	5.6	-4.0	2.7	5.6	5.0	2.4	2.2	1.6	1.9
562-3, 568	Women's clothing, specialty stores -----	11.6	17.1	24.6	12.5	10.6	5.8	4.5	3.1	3.1
562	Women's ready-to-wear stores ³ -----	15.6	26.9	36.6	11.4	9.3	5.2	3.7	2.7	2.4
565	Family clothing stores ³ -----	(D)	-75.2	-60.1	(D)	6.2	0.7	2.5	0.5	1.7
566	Shoe stores -----	6.1	8.7	43.1	3.2	2.8	1.5	1.3	1.1	1.0
564, 569	Other apparel, accessory stores -----	(D)	-57.4	-14.6	(D)	0.8	0.2	0.5	0.3	0.5
57	Furniture, home furnishings, equipment stores -----	-19.4	-21.7	22.2	10.8	12.7	7.3	8.4	6.1	6.1
5712	Furniture stores -----	-10.1	3.6	32.0	5.6	5.9	3.7	3.2	2.7	2.5
5713-15, 19	Other home furnishings stores -----	-24.0	-27.0	21.5	1.3	1.7	1.2	1.4	1.1	1.1
572, 573	Household appliance, radio, television, music stores -----	-28.7	-40.9	12.6	3.9	5.1	2.5	3.8	2.3	2.5
58	Eating, drinking places -----	-14.1	-20.8	16.1	6.0	6.6	8.5	9.7	8.9	9.5
5812	Eating places -----	-20.8	-22.6	30.8	4.0	4.9	4.3	5.0	6.1	5.8
5813	Drinking places (alcoholic beverages) -----	4.2	18.9	-6.7	2.0	1.8	4.2	4.7	2.8	3.7
59 pt. (591)	Drug stores, proprietary stores -----	3.2	-10.3	50.4	1.6	1.5	2.5	2.5	3.1	2.5
59 ex. 591	Other retail stores ⁴ -----	-1.0	-2.0	26.7	9.9	9.4	11.5	10.6	12.7	12.3
592	Liquor stores -----	4.3	-3.2	25.5	1.6	1.4	2.7	2.5	2.6	2.5
594	Book, stationery stores -----	(D)	-23.0	201.7	(D)	0.6	0.3	0.3	0.9	0.4
595	Sporting goods stores, bicycle shops -----	(D)	-19.0	2.2	(D)	0.7	0.5	0.5	0.3	0.4
597	Jewelry stores -----	89.6	51.6	54.1	3.3	1.7	1.4	0.8	0.7	0.6
5992	Florists -----	(D)	-38.3	3.5	(D)	0.1	0.3	0.5	0.4	0.4
5996	Camera, photographic supply stores -----	(D)	(D)	0.8	(D)	0.5	0.2	(D)	0.2	0.2
SELECTED SERVICES										
7011	Hotels, motels -----	(D)	(D)	8.2	(X)	(X)	(X)	(X)	(X)	(X)
783	Motion picture theaters -----	(D)	(D)	(D)	(X)	(X)	(X)	(X)	(X)	(X)

Standard Notes: - Represents zero. (D) Withheld to avoid disclosure. (NA) Not available.
¹1958 group totals for SIC 53 and 56 may include data for "nonemployer" establishments which could not be classified and tabulated by detailed kinds of business.
²Excludes nonstore retailers (i.e., mail order, direct selling, merchandise vending machine operators) part of SIC 53.
³1958 data limited to "employer" establishments.
⁴Includes data for those kinds of business in SIC 59 (ex. 591) not covered in any of the lines below.

TABLE 5. CBD Sales as Percent of City and SMSA Sales: 1963 and 1958

SIC code	Kind of business	Central business district sales as—			
		Percent of city sales		Percent of standard metropolitan statistical area sales	
		1963	1958	1963	1958
	RETAIL STORES				
	Total ² -----	37.8	36.1	16.8	21.8
52	Lumber, building materials, hardware, farm equipment dealers -----	14.8	8.6	5.3	4.4
5251	Hardware stores -----	(D)	(D)	(D)	(D)
52 ex. 5251	Other -----	(D)	(D)	(D)	(D)
53 part ²	General merchandise group stores ^{1,2} -----	61.6	80.3	50.1	67.2
531	Department stores -----	(D)	(D)	54.2	(D)
533	Limited price variety stores -----	75.2	63.5	31.6	54.8
539	Miscellaneous general merchandise stores -----	(D)	(D)	33.2	(D)
54	Food stores -----	8.8	8.8	3.3	4.9
55 ex. 554	Automotive dealers -----	8.7	7.1	1.9	2.8
55 pt. (554)	Gasoline service stations -----	9.1	5.0	3.0	2.8
56	Apparel, accessory stores ¹ -----	78.2	83.5	55.3	68.7
561, 567	Men's, boys' apparel stores, custom tailors -----	89.0	80.9	60.4	58.7
562-3, 568	Women's clothing, specialty stores -----	81.2	85.3	67.6	75.5
562	Women's ready-to-wear stores ³ -----	82.4	90.4	71.2	84.0
565	Family clothing stores ³ -----	(D)	89.3	(D)	80.5
566	Shoe stores -----	77.1	79.0	46.2	62.3
564, 569	Other apparel, accessory stores -----	(D)	62.5	(D)	36.2
57	Furniture, home furnishings, equipment stores -----	55.8	54.2	29.7	45.0
5712	Furniture stores -----	57.7	66.5	34.5	50.7
5713-15, 19	Other home furnishings stores -----	43.6	41.9	20.0	32.1
572, 573	Household appliance, radio, television, music stores -----	58.7	48.6	28.6	45.1
58	Eating, drinking places -----	26.9	24.7	11.3	15.3
5812	Eating places -----	35.6	34.8	11.1	18.4
5813	Drinking places (alcoholic beverages) -----	17.9	13.9	11.7	10.5
59 pt. (591)	Drug stores, proprietary stores -----	24.5	21.3	8.8	12.8
59 ex. 591	Other retail stores ⁴ -----	32.4	32.1	13.1	16.8
592	Liquor stores -----	22.7	21.0	10.5	12.6
594	Book, stationery stores -----	(D)	74.5	(D)	35.9
595	Sporting goods stores, bicycle shops -----	(D)	49.5	(D)	39.4
597	Jewelry stores -----	89.5	71.6	77.0	62.5
5992	Florists -----	(D)	9.8	(D)	6.8
5996	Camera, photographic supply stores -----	(D)	(D)	(D)	47.7
	SELECTED SERVICES				
7011	Hotels, motels -----	(D)	(D)	28.1	(D)
783	Motion picture theaters -----	(D)	(D)	(D)	(D)

Standard Notes: - Represents zero. (D) Withheld to avoid disclosure. (NA) Not available.

¹1958 group totals for SIC 53 and 56 may include data for "nonemployer" establishments which could not be classified and tabulated by detailed kinds of business.

²Excludes nonstore retailers (i.e., mail order, direct selling, merchandise vending machine operators) part of SIC 53.

³1958 data limited to "employer" establishments.

⁴Includes data for those kinds of business in SIC 59 (ex. 591) not covered in any of the lines below.

TABLE 6. Other Major Retail Centers in the SMSA: 1963

MRC No. 1. Includes the planned center known as "Princeton Shopping Center" on N. Harrison St. from Valley Rd. to Clearview Ave. (Princeton)

SIC code	Kind of business	Total	SIC code	Kind of business	Number of establishments
	Retail stores, total:				
	Number -----	36	55 ex. 554	Automotive Dealers -----	1
	Sales ----- \$1,000	14 840	55 pt. (554)	Gasoline service stations -----	1
54, 58, 591	Convenience goods stores:		56	Apparel, accessory stores -----	8
	Number -----	10	561, 567	Men's, boys' apparel stores, custom tailors -----	2
	Sales ----- \$1,000	(D)	562-3, 568	Women's clothing, specialty stores -----	3
53 part, 56, 57	Shopping goods stores:		562	Women's ready-to-wear stores -----	3
	Number -----	14	565	Family clothing stores -----	-
	Sales ----- \$1,000	4 853	566	Shoe stores -----	2
52, 55, 59 ex. 591	All other stores:		564, 569	Other apparel, accessory stores -----	1
	Number -----	12	57	Furniture, home furnishings, equipment stores -----	3
	Sales ----- \$1,000	(D)	5712	Furniture stores -----	1
		Number of establishments	5713-15, 19	Other home furnishings stores -----	2
			572, 573	Household appliance, radio, television, music stores -----	-
	Retail stores, total -----	36	58	Eating, drinking places -----	3
52	Lumber, building materials, hardware, farm equipment dealers -----	3	5812	Eating places -----	3
5251	Hardware stores -----	1	5813	Drinking places (alcoholic beverages) -----	-
52 ex. 5251	Other -----	2	59 pt. (591)	Drug stores, proprietary stores -----	1
53 part	General merchandise group stores -----	3	59 ex. 591	Other retail stores -----	7
531	Department stores -----	1	592	Liquor stores -----	1
533	Limited price variety stores -----	1	594	Book, stationery stores -----	1
539	Miscellaneous general merchandise stores -----	1	595	Sporting goods stores, bicycle shops -----	1
			597	Jewelry stores -----	1
			5992	Florists -----	-
54	Food stores -----	6	5996	Camera, photographic supply stores -----	1

MRC No. 2. Includes the planned center known as "Lawrence Shopping Center" on the south side of Brunswick Ave. (U.S. Hwy. 1) at Texas Ave. (Lawrence township, Mercer Co.)

SIC code	Kind of business	Total	SIC code	Kind of business	Number of establishments
	Retail stores, total:				
	Number -----	31	55 ex. 554	Automotive dealers -----	2
	Sales ----- \$1,000	22 910	55 pt. (554)	Gasoline service stations -----	4
54, 58, 591	Convenience goods stores:		56	Apparel, accessory stores -----	4
	Number -----	9	561, 567	Men's, boys' apparel stores, custom tailors -----	-
	Sales ----- \$1,000	(D)	562-3, 568	Women's clothing, specialty stores -----	1
53 part, 56, 57	Shopping goods stores:		562	Women's ready-to-wear stores -----	1
	Number -----	10	565	Family clothing stores -----	-
	Sales ----- \$1,000	(D)	566	Shoe stores -----	2
52, 55, 59 ex. 591	All other stores:		564, 569	Other apparel, accessory stores -----	1
	Number -----	12	57	Furniture, home furnishings, equipment stores -----	3
	Sales ----- \$1,000	3 074	5712	Furniture stores -----	1
		Number of establishments	5713-15, 19	Other home furnishings stores -----	1
			572, 573	Household appliance, radio, television, music stores -----	1
	Retail stores, total -----	31	58	Eating, drinking places -----	5
52	Lumber, building materials, hardware, farm equipment dealers -----	3	5812	Eating places -----	4
5251	Hardware stores -----	-	5813	Drinking places (alcoholic beverages) -----	1
52 ex. 5251	Other -----	3	59 pt. (591)	Drug stores, proprietary stores -----	1
53 part	General merchandise group stores -----	3	59 ex. 591	Other retail stores -----	3
531	Department stores -----	1	592	Liquor stores -----	-
533	Limited price variety stores -----	1	594	Book, stationery stores -----	-
539	Miscellaneous general merchandise stores -----	1	595	Sporting goods stores, bicycle shops -----	1
			597	Jewelry stores -----	-
			5992	Florists -----	-
54	Food stores -----	3	5996	Camera, photographic supply stores -----	-

Standard Notes: - Represents zero. (D) Withheld to avoid disclosure. (NA) Not available.

TABLE 6. Other Major Retail Centers in the SMSA: 1963—Continued

MRC No. 3. Includes the planned center known as "Independence Mall Shopping Center" and establishments on S. Broad St. from Lillian Ave. to Trebor Dr. (Trenton)

SIC code	Kind of business	Total	SIC code	Kind of business	Number of establishments
	Retail stores, total:				
	Number -----	13	55 ex. 554	Automotive Dealers -----	-
	Sales ----- \$1,000--	5 142	55 pt. (554)	Gasoline service stations -----	-
54, 58, 591	Convenience goods stores:		56	Apparel, accessory stores -----	5
	Number -----	3	561, 567	Men's, boys' apparel stores, custom tailors -----	-
	Sales ----- \$1,000--	(D)	562-3, 568	Women's clothing, specialty stores -----	1
53 part, 56, 57	Shopping goods stores:		562	Women's ready-to-wear stores -----	1
	Number -----	7	565	Family clothing stores -----	-
	Sales ----- \$1,000--	2 482	566	Shoe stores -----	4
52, 55, 59 ex. 591	All other stores:		564, 569	Other apparel, accessory stores -----	-
	Number -----	3	57	Furniture, home furnishings, equipment stores -----	-
	Sales ----- \$1,000--	(D)	5712	Furniture stores -----	-
		Number of establishments	5713-15, 19	Other home furnishings stores -----	-
			572, 573	Household appliance, radio, television, music stores -----	-
	Retail stores, total -----	13	58	Eating, drinking places -----	-
52	Lumber, building materials, hardware, farm equipment dealers -----	1	5812	Eating places -----	-
5251	Hardware stores -----	-	5813	Drinking places (alcoholic beverages) -----	-
52 ex. 5251	Other -----	1	59 pt. (591)	Drug stores, proprietary stores -----	1
53 part	General merchandise group stores -----	2	59 ex. 591	Other retail stores -----	2
531	Department stores -----	1	592	Liquor stores -----	1
533	Limited price variety stores -----	1	594	Book, stationery stores -----	1
539	Miscellaneous general merchandise stores -----	-	595	Sporting goods stores, bicycle shops -----	-
			597	Jewelry stores -----	-
54	Food stores -----	2	5992	Florists -----	-
			5996	Camera, photographic supply stores -----	-

Standard Notes: - Represents zero. (D) Withheld to avoid disclosure. (NA) Not available.

Tucson, Ariz., SMSA


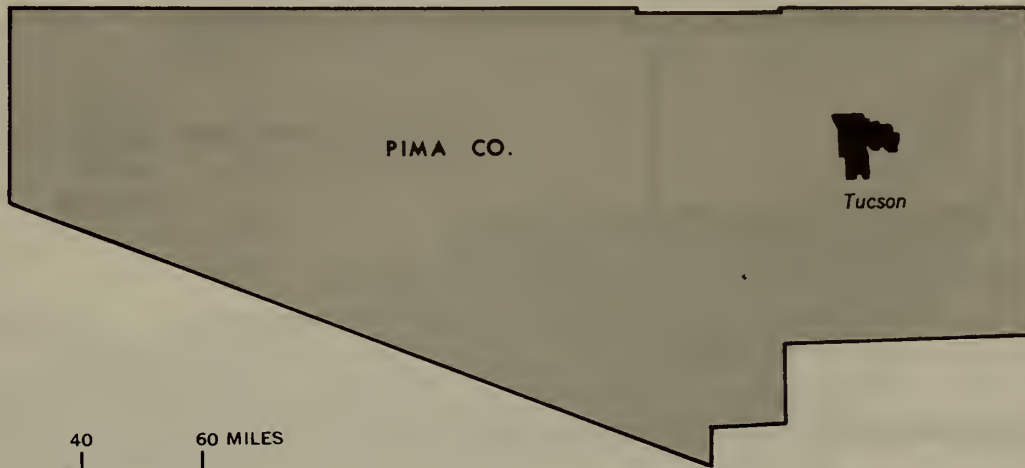
CONTENTS

[Page numbers listed here omit the chapter prefix, 106-, which appears as part of number for each page]

	page
Standard Metropolitan Statistical Area Map	1
Chart on Retail Sales: 1963 and 1958	3
TABLE 1 The Central Business District: 1963 and 1958	4
2 The City: 1963 and 1958	5
3 The Standard Metropolitan Statistical Area: 1963 and 1958	6
4 CBD, City, SMSA—Sales Comparisons: 1958 and 1963	7
5 CBD Sales as Percent of City and SMSA Sales: 1963 and 1958	8
6 Other Major Retail Centers in the SMSA: 1963	9

TUCSON, ARIZ.

Standard Metropolitan Statistical Area, Central Business District, and Major Retail Centers




**STANDARD METROPOLITAN
STATISTICAL AREA
& CENTRAL CITY**



**CENTRAL
BUSINESS
DISTRICT**

Comprising Census Tract 1



TUCSON, ARIZ.

Standard Metropolitan Statistical Area, Central Business District, and Major Retail Centers



**CITY &
MAJOR
RETAIL
CENTERS**

Tucson
CBD

①

BROADWAY

22ND

6TH AVE.

AJO WAY

STATE HWY. 86


TUCSON-MOGALES HWY.
U. S. 89 & STATE HWY. 93

I-10, U. S. 80 & STATE HWY. 86
TUCSON-BENSON HWY.

PIMA CO.




- Central Business District
- ① Major Retail Centers




Tucson SMSA


Retail Sales: 1958 and 1963 IN MILLIONS OF DOLLARS



Tucson



Percent Change in Sales, 1958-1963 by Types of Stores



1963 CENSUS OF BUSINESS, U.S. Department of Commerce, Bureau of the Census

TABLE 1. The Central Business District: 1963 and 1958

SIC code	Kind of business	1963				1958 ¹		
		Estab- lish- ments (number)	Sales (\$1,000)	Payroll, entire year (\$1,000)	Paid employees, workweek ended nearest Nov. 15 (number)	Estab- lish- ments (number)	Sales (\$1,000)	Payroll, entire year (\$1,000)
	RETAIL STORES							
	Total ²	188	48 017	8 252	2 427	205	52 345	8 187
52	Lumber, building materials, hardware, farm equip- ment dealers	4	2 364	332	60	4	2 063	313
5251	Hardware stores	1	(D)	(D)	(D)	1	(D)	(D)
52 ex. 5251	Other	3	(D)	(D)	(D)	3	(D)	(D)
53 part ²	General merchandise group stores ²	11	22 467	4 265	1 255	12	21 268	3 410
531	Department stores	5	20 047	3 800	1 059	4	18 177	2 861
533	Limited price variety stores	3	2 154	428	182	3	(D)	(D)
539	Miscellaneous general merchandise stores	3	266	37	14	5	(D)	(D)
54	Food stores	9	1 906	153	43	7	1 490	97
55 ex. 554	Automotive dealers	4	1 819	316	69	3	527	75
55 pt. (554)	Gasoline service stations	7	549	114	26	8	1 098	115
56	Apparel, accessory stores	38	6 831	1 027	339	47	11 674	1 701
561, 567	Men's, boys' apparel stores, custom tailors	7	800	96	36	8	1 443	223
562-3, 568	Women's clothing, specialty stores	13	3 022	467	158	16	(D)	(D)
562	Women's ready-to-wear stores ³	10	2 894	454	154	14	2 717	346
565	Family clothing stores ³	5	1 626	283	93	8	5 319	840
566	Shoe stores	13	1 383	181	52	14	1 951	260
564, 569	Other apparel, accessory stores	-	-	-	-	1	(D)	(D)
57	Furniture, home furnishings, equipment stores	15	2 505	362	84	14	3 373	612
5712	Furniture stores	5	1 150	207	49	6	2 490	499
5713-15, 19	Other home furnishings stores	3	(D)	(D)	(D)	3	228	29
572, 573	Household appliance, radio, television, music stores	7	(D)	(D)	(D)	5	655	84
58	Eating, drinking places	44	2 496	650	277	47	2 557	683
5812	Eating places	32	1 914	550	234	34	1 869	534
5813	Drinking places (alcoholic beverages)	12	582	100	43	13	688	149
59 pt. (591)	Drug stores, proprietary stores	9	3 222	470	134	10	3 576	505
59 ex. 591	Other retail stores ⁴	47	3 858	563	140	53	4 719	676
592	Liquor stores	2	(D)	(D)	(D)	1	(D)	(D)
594	Book, stationery stores	1	(D)	(D)	(D)	1	(D)	(D)
595	Sporting goods stores, bicycle shops	1	(D)	(D)	(D)	2	(D)	(D)
597	Jewelry stores	12	1 551	269	64	16	2 262	392
5992	Florists	3	(D)	(D)	(D)	3	220	35
5996	Camera, photographic supply stores	3	285	37	10	2	(D)	(D)
	SELECTED SERVICES							
7011	Hotels, motels	14	2 233	709	618	11	1 241	492
783	Motion picture theaters	3	489	144	45	4	731	176

Standard Notes: - Represents zero. (D) Withheld to avoid disclosure. (NA) Not available.

¹1958 group totals for SIC 53 and 56 may include data for "nonemployer" establishments which could not be classified and tabulated by detailed kinds of business.

²Excludes nonstore retailers (i.e., mail order, direct selling, merchandise vending machine operators) part of SIC 53.

³1958 data limited to "employer" establishments.

⁴Includes data for those kinds of business in SIC 59 (ex. 591) not covered in any of the lines below.

TABLE 2. The City: 1963 and 1958

SIC code	Kind of business	1963				1958 ¹		
		Estab- lish- ments	Sales	Payroll, entire year	Paid employees, workweek ended nearest Nov. 15	Estab- lish- ments	Sales	Payroll, entire year
		(number)	(\$1,000)	(\$1,000)	(number)	(number)	(\$1,000)	(\$1,000)
	RETAIL STORES							
	Total ² -----	2 033	366 488	45 767	13 581	1 627	243 666	27 893
52	Lumber, building materials, hardware, farm equip- ment dealers -----	75	21 217	2 680	542	69	17 119	2 168
5251	Hardware stores -----	27	(D)	(D)	(D)	15	(D)	(D)
52 ex. 5251	Other -----	48	(D)	(D)	(D)	54	(D)	(D)
53 part ³	General merchandise group stores ² -----	64	46 883	7 657	2 428	50	25 136	3 881
531	Department stores -----	8	35 137	5 951	1 716	4	18 177	2 861
533	Limited price variety stores -----	28	(D)	(D)	(D)	21	5 295	852
539	Miscellaneous general merchandise stores -----	28	(D)	(D)	(D)	(NA)	(NA)	(NA)
54	Food stores -----	284	77 622	5 947	1 755	256	58 900	3 306
55 ex. 554	Automotive dealers -----	139	80 302	8 325	1 561	122	42 603	4 818
55 pt. (554)	Gasoline service stations -----	333	27 775	2 737	910	247	18 699	1 559
56	Apparel, accessory stores -----	162	21 142	3 064	1 028	116	19 364	2 697
561, 567	Men's, boys' apparel stores, custom tailors -----	22	2 907	393	124	19	(D)	(D)
562-3, 568	Women's clothing, specialty stores -----	73	(D)	(D)	(D)	44	6 632	826
562	Women's ready-to-wear stores ³ -----	60	(D)	(D)	(D)	34	(D)	(D)
565	Family clothing stores ³ -----	21	(D)	(D)	(D)	15	7 304	1 170
566	Shoe stores -----	39	(D)	(D)	(D)	29	(D)	(D)
564, 569	Other apparel, accessory stores -----	7	(D)	(D)	(D)	7	(D)	(D)
57	Furniture, home furnishings, equipment stores -----	149	20 637	2 622	602	139	17 132	2 197
5712	Furniture stores -----	55	11 350	(D)	(D)	(NA)	(NA)	(NA)
5713-15, 19	Other home furnishings stores -----	32	2 092	(D)	(D)	(NA)	(NA)	(NA)
572, 573	Household appliance, radio, television, music stores -----	62	7 195	(D)	(D)	61	6 929	866
58	Eating, drinking places -----	407	26 951	6 802	3 068	319	17 776	3 804
5812	Eating places -----	291	21 293	5 727	2 610	231	13 799	3 223
5813	Drinking places (alcoholic beverages) -----	116	5 658	1 075	458	88	3 977	581
59 pt. (591)	Drug stores, proprietary stores -----	83	20 568	2 867	864	61	12 106	1 709
59 ex. 591	Other retail stores ⁴ -----	337	23 391	3 066	823	248	14 831	1 754
592	Liquor stores -----	54	4 659	323	113	31	3 441	186
594	Book, stationery stores -----	13	2 004	369	73	10	(D)	(D)
595	Sporting goods stores, bicycle shops -----	29	(D)	(D)	(D)	19	(D)	(D)
597	Jewelry stores -----	33	(D)	(D)	(D)	26	2 558	(D)
5992	Florists -----	14	1 192	221	85	(NA)	(NA)	(NA)
5996	Camera, photographic supply stores -----	10	1 083	148	31	(NA)	(NA)	(NA)
	SELECTED SERVICES							
7011	Hotels, motels -----	138	9 843	2 423	1 508	115	6 282	1 813
783	Motion picture theaters -----	13	(D)	(D)	(D)	7	(D)	(D)

Standard Notes: - Represents zero. (D) Withheld to avoid disclosure. (NA) Not available.

¹1958 group totals for SIC 53 and 56 may include data for "nonemployer" establishments which could not be classified and tabulated by detailed kinds of business.

²Excludes nonstore retailers (i.e., mail order, direct selling, merchandise vending machine operators) part of SIC 53.

³1958 data limited to "employer" establishments.

⁴Includes data for those kinds of business in SIC 59 (ex. 591) not covered in any of the lines below.

TABLE 3. The Standard Metropolitan Statistical Area: 1963 and 1958

SIC code	Kind of business	1963				1958 ¹		
		Estab- lish- ments (number)	Sales (\$1,000)	Payroll, entire year (\$1,000)	Paid employees, workweek ended nearest Nov. 15 (number)	Estab- lish- ments (number)	Sales (\$1,000)	Payroll, entire year (\$1,000)
	RETAIL STORES							
	Total ² -----	2 331	396 380	49 007	14 675	2 053	284 580	31 965
52	Lumber, building materials, hardware, farm equip- ment dealers -----	84	22 918	2 888	581	94	20 328	2 484
5251	Hardware stores -----	28	3 564	405	110	23	1 799	160
52 ex. 5251	Other -----	56	19 354	2 483	471	71	18 529	2 324
53 part ³	General merchandise group stores ² -----	74	47 853	7 737	2 456	69	29 487	4 374
531	Department stores -----	8	35 137	5 951	1 716	4	18 177	2 861
533	Limited price variety stores -----	29	8 666	1 407	603	24	6 246	1 007
539	Miscellaneous general merchandise stores -----	37	4 050	379	137	(NA)	(NA)	(NA)
54	Food stores -----	338	87 817	6 734	2 000	326	70 696	3 985
55 ex. 554	Automotive dealers -----	157	83 838	8 631	1 620	143	46 633	5 155
55 pt. (554)	Gasoline service stations -----	386	32 705	3 233	1 075	323	25 528	2 154
56	Apparel, accessory stores -----	165	21 320	3 089	1 036	122	19 700	2 723
561, 567	Men's, boys' apparel stores, custom tailors -----	22	2 907	393	124	20	2 099	283
562-3, 568	Women's clothing, specialty stores -----	74	8 861	1 279	484	44	6 632	826
562	Women's ready-to-wear stores ³ -----	61	8 448	1 228	466	34	(D)	(D)
565	Family clothing stores ³ -----	22	(D)	(D)	(D)	18	7 425	1 178
566	Shoe stores -----	40	4 483	601	168	30	2 998	(D)
564, 569	Other apparel, accessory stores -----	7	(D)	(D)	(D)	8	514	(D)
57	Furniture, home furnishings, equipment stores -----	157	21 174	2 682	614	163	18 860	2 427
5712	Furniture stores -----	60	11 581	1 505	327	67	9 945	1 343
5713-15, 19	Other home furnishings stores -----	33	2 235	208	69	28	(D)	(D)
572, 573	Household appliance, radio, television, music stores -----	64	7 358	969	218	68	(D)	(D)
58	Eating, drinking places -----	491	30 626	7 625	3 440	438	22 402	4 758
5812	Eating places -----	340	23 888	6 376	2 887	304	16 727	3 943
5813	Drinking places (alcoholic beverages) -----	151	6 738	1 249	553	134	5 675	815
59 pt. (591)	Drug stores, proprietary stores -----	88	21 129	2 945	886	71	13 388	1 921
59 ex. 591	Other retail stores ⁴ -----	391	27 000	3 443	967	304	17 558	1 984
592	Liquor stores -----	64	5 588	380	130	41	4 505	242
594	Book, stationery stores -----	13	2 004	369	73	11	1 058	167
595	Sporting goods stores, bicycle shops -----	31	1 931	235	57	20	991	129
597	Jewelry stores -----	35	2 830	497	117	32	2 656	415
5992	Florists -----	16	1 305	234	90	16	785	126
5996	Camera, photographic supply stores -----	10	1 083	148	31	6	873	131
	SELECTED SERVICES							
7011	Hotels, motels -----	162	12 372	2 964	1 694	195	8 985	2 496
783	Motion picture theaters -----	14	(D)	(D)	(D)	14	(D)	(D)

Standard Notes: - Represents zero. (D) Withheld to avoid disclosure. (NA) Not available.

¹1958 group totals for SIC 53 and 56 may include data for "nonemployer" establishments which could not be classified and tabulated by detailed kinds of business.

²Excludes nonstore retailers (i.e., mail order, direct selling, merchandise vending machine operators) part of SIC 53.

³1958 data limited to "employer" establishments.

⁴Includes data for those kinds of business in SIC 59 (ex. 591) not covered in any of the lines below.

TABLE 4. CBD, City, SMSA—Sales Comparisons: 1958 and 1963

SIC code	Kind of business	Percent change in sales			Percent distribution of sales					
		Central business district	City	Standard metropolitan statistical area	Central business district		City		Standard metropolitan statistical area	
					1963	1958	1963	1958	1963	1958
	RETAIL STORES									
	Total ² -----	-8.3	50.4	39.3	100.0	100.0	100.0	100.0	100.0	100.0
52	Lumber, building materials, hardware, farm equipment dealers -----	14.6	23.9	12.7	4.9	3.9	5.8	7.0	5.8	7.1
5251	Hardware stores -----	(D)	(D)	98.1	(D)	(D)	(D)	(D)	0.9	0.6
52 ex. 5251	Other -----	(D)	(D)	4.5	(D)	(D)	(D)	(D)	4.9	6.5
53 part ²	General merchandise group stores ^{1,2} -----	5.6	86.5	62.3	46.8	40.6	12.8	10.3	12.1	10.4
531	Department stores -----	10.2	93.3	93.3	41.7	34.7	9.6	7.4	8.9	6.4
533	Limited price variety stores -----	(D)	(D)	38.7	4.5	(D)	(D)	2.2	2.2	2.2
539	Miscellaneous general merchandise stores -----	(D)	(D)	(NA)	0.6	(D)	(D)	(NA)	1.0	(NA)
54	Food stores -----	27.9	31.8	24.2	4.0	2.8	21.2	24.2	22.2	24.8
55 ex. 554	Automotive dealers -----	245.2	88.5	79.8	3.8	1.0	21.9	17.5	21.1	16.4
55 pt. (554)	Gasoline service stations -----	-50.0	48.5	28.1	1.1	2.1	7.6	7.7	8.2	9.0
56	Apparel, accessory stores ¹ -----	-41.5	9.2	8.2	14.2	22.3	5.8	7.9	5.4	6.9
561, 567	Men's, boys' apparel stores, custom tailors -----	-44.6	(D)	(D)	1.7	2.8	0.8	(D)	0.7	0.7
562-3, 568	Women's clothing, specialty stores -----	(D)	(D)	33.6	6.3	(D)	(D)	2.7	2.2	2.3
562	Women's ready-to-wear stores ³ -----	6.5	(D)	(D)	6.0	5.2	(D)	(D)	2.1	(D)
565	Family clothing stores ³ -----	-69.4	(D)	(D)	3.4	10.2	(D)	3.0	(D)	2.6
566	Shoe stores -----	-29.1	(D)	49.5	2.9	3.7	(D)	(D)	1.1	1.1
564, 569	Other apparel, accessory stores -----	(D)	(D)	(D)	-	(D)	(D)	(D)	(D)	0.2
57	Furniture, home furnishings, equipment stores -----	-25.7	20.5	12.3	5.2	6.4	5.6	7.0	5.3	6.6
5712	Furniture stores -----	-53.8	(NA)	16.5	2.4	4.8	3.1	(NA)	2.9	3.5
5713-15, 19	Other home furnishings stores -----	(D)	(NA)	(D)	(D)	0.4	0.6	(NA)	0.6	(D)
572, 573	Household appliance, radio, television, music stores -----	(D)	3.8	(D)	(D)	1.3	2.0	2.8	1.9	(D)
58	Eating, drinking places -----	-2.4	51.6	36.7	5.2	4.9	7.4	7.3	7.7	7.9
5812	Eating places -----	2.4	54.3	42.8	4.0	3.6	5.8	5.7	6.0	5.9
5813	Drinking places (alcoholic beverages) -----	-15.4	42.3	18.7	1.2	1.3	1.5	1.6	1.7	2.0
59 pt. (591)	Drug stores, proprietary stores -----	-9.9	69.9	57.8	6.7	6.8	5.6	5.0	5.3	4.7
59 ex. 591	Other retail stores ⁴ -----	-18.2	57.7	53.8	8.0	9.0	6.4	6.1	6.8	6.2
592	Liquor stores -----	(D)	35.4	24.0	(D)	(D)	1.3	1.4	1.4	1.6
594	Book, stationery stores -----	(D)	(D)	89.4	(D)	(D)	0.5	(D)	0.5	0.4
595	Sporting goods stores, bicycle shops -----	(D)	(D)	94.9	(D)	(D)	(D)	(D)	0.5	0.3
597	Jewelry stores -----	-31.4	(D)	6.6	3.2	4.3	(D)	1.0	0.7	0.9
5992	Florists -----	(D)	(NA)	66.2	(D)	0.4	0.3	(NA)	0.3	0.3
5996	Camera, photographic supply stores -----	(D)	(NA)	24.1	0.6	(D)	0.3	(NA)	0.3	0.3
	SELECTED SERVICES									
7011	Hotels, motels -----	79.9	56.7	37.7	(x)	(x)	(x)	(x)	(x)	(x)
783	Motion picture theaters -----	-33.1	(D)	(D)	(x)	(x)	(x)	(x)	(x)	(x)

Standard Notes: - Represents zero. (D) Withheld to avoid disclosure. (NA) Not available. (X) Not applicable. (-) Minus sign before number denotes decrease.

¹1958 group totals for SIC 53 and 56 may include data for "nonemployer" establishments which could not be classified and tabulated by detailed kinds of business.

²Excludes nonstore retailers (i.e., mail order, direct selling, merchandise vending machine operators) part of SIC 53.

³1958 data limited to "employer" establishments.

⁴Includes data for those kinds of business in SIC 59 (ex. 591) not covered in any of the lines below.

TABLE 5. CBD Sales as Percent of City and SMSA Sales: 1963 and 1958

SIC code	Kind of business	Central business district sales as—			
		Percent of city sales		Percent of standard metropolitan statistical area sales	
		1963	1958	1963	1958
	RETAIL STORES				
	Total ² -----	13.1	21.5	12.1	18.4
52	Lumber, building materials, hardware, farm equipment dealers -----	11.1	12.1	10.3	10.1
5251	Hardware stores -----	(D)	(D)	(D)	(D)
52 ex. 5251	Other -----	(D)	(D)	(D)	(D)
53 part ³	General merchandise group stores ^{1,2} -----	47.9	84.6	47.0	72.1
531	Department stores -----	57.0	100.0	57.0	100.0
533	Limited price variety stores -----	(D)	(D)	24.9	(D)
539	Miscellaneous general merchandise stores -----	(D)	(NA)	6.5	(NA)
54	Food stores -----	2.5	2.5	2.2	2.1
55 ex. 554	Automotive dealers -----	2.3	1.2	2.2	1.1
55 pt. (554)	Gasoline service stations -----	2.0	5.9	1.7	4.3
56	Apparel, accessory stores ¹ -----	32.3	60.3	32.0	59.3
561, 567	Men's, boys' apparel stores, custom tailors -----	27.5	(D)	(D)	68.7
562-3, 568	Women's clothing, specialty stores -----	(D)	(D)	34.1	(D)
562	Women's ready-to-wear stores ³ -----	(D)	(D)	34.3	(D)
565	Family clothing stores ³ -----	(D)	72.8	35.1	71.6
566	Shoe stores -----	(D)	(D)	30.8	65.1
564, 569	Other apparel, accessory stores -----	(D)	(D)	(D)	(D)
57	Furniture, home furnishings, equipment stores -----	12.1	19.7	11.8	17.9
5712	Furniture stores -----	10.1	(NA)	9.9	25.0
5713-15, 19	Other home furnishings stores -----	(D)	(NA)	(D)	(D)
572, 573	Household appliance, radio, television, music stores -----	(D)	9.5	(D)	(D)
58	Eating, drinking places -----	9.3	14.4	8.1	11.4
5812	Eating places -----	9.0	13.5	8.0	11.2
5813	Drinking places (alcoholic beverages) -----	10.3	17.3	8.6	12.1
59 pt. (591)	Drug stores, proprietary stores -----	15.7	29.5	15.2	26.7
59 ex. 591	Other retail stores ⁴ -----	16.5	31.8	14.3	26.9
592	Liquor stores -----	(D)	(D)	(D)	(D)
594	Book, stationery stores -----	(D)	(D)	(D)	(D)
595	Sporting goods stores, bicycle shops -----	(D)	(D)	(D)	(D)
597	Jewelry stores -----	(D)	88.4	54.8	85.2
5992	Florists -----	(D)	(NA)	(D)	28.0
5996	Camera, photographic supply stores -----	26.3	(NA)	26.3	(D)
	SELECTED SERVICES				
7011	Hotels, motels -----	22.7	19.8	18.0	13.8
783	Motion picture theaters -----	(D)	(D)	(D)	(D)

Standard Notes: — Represents zero. (D) Withheld to avoid disclosure. (NA) Not available.

¹1958 group totals for SIC 53 and 56 may include data for "nonemployer" establishments which could not be classified and tabulated by detailed kinds of business.

²Excludes nonstore retailers (i.e., mail order, direct selling, merchandise vending machine operators) part of SIC 53.

³1958 data limited to "employer" establishments.

⁴Includes data for those kinds of business in SIC 59 (ex. 591) not covered in any of the lines below.

TABLE 6. Other Major Retail Centers in the SMSA: 1963

MRC No. 1. Includes planned center known as "El Con Shopping Center" along north side of Broadway from Randolph Way to Dodge.

SIC code	Kind of business	Total	SIC code	Kind of business	Number of establishments
	Retail stores, total:				
	Number -----	28	55 ex. 554	Automotive Dealers -----	-
	Sales ----- \$1,000--	25 085	55 pt. (554)	Gasoline service stations -----	-
54, 58, 591	Convenience goods stores:		56	Apparel, accessory stores -----	12
	Number -----	4	561, 567	Men's, boys' apparel stores, custom tailors -----	5
	Sales ----- \$1,000--	(D)	562-3, 568	Women's clothing, specialty stores -----	4
53 part, 56, 57	Shopping goods stores:		562	Women's ready-to-wear stores -----	3
	Number -----	18	565	Family clothing stores -----	-
	Sales ----- \$1,000--	19 551	566	Shoe stores -----	3
52, 55, 59 ex. 591	All other stores:		564, 569	Other apparel, accessory stores -----	-
	Number -----	6	57	Furniture, home furnishings, equipment stores ----	1
	Sales ----- \$1,000--	(D)	5712	Furniture stores -----	-
		Number of estab- lishments	5713-15, 19 572, 573	Other home furnishings stores -----	-
	Retail stores, total -----	28	58	Household appliance, radio, television, music stores -----	1
52	Lumber, building materials, hardware, farm equip- ment dealers -----	-	5812	Eating, drinking places -----	1
5251	Hardware stores -----	-	5813	Eating places -----	1
52 ex. 5251	Other -----	-	59 pt. (591)	Drinking places (alcoholic beverages) -----	-
53 part	General merchandise group stores -----	5	59 ex. 591	Drug stores, proprietary stores -----	1
531	Department stores -----	2	592	Other retail stores -----	6
533	Limited price variety stores -----	2	594	Liquor stores -----	1
539	Miscellaneous general merchandise stores -----	1	595	Book, stationery stores -----	-
			597	Sporting goods stores, bicycle shops -----	-
			5992	Jewelry stores -----	2
54	Food stores -----	2	5996	Florists -----	-
				Camera, photographic supply stores -----	1

Standard Notes: - Represents zero. (D) Withheld to avoid disclosure. (NA) Not available.

Tulsa, Okla., SMSA

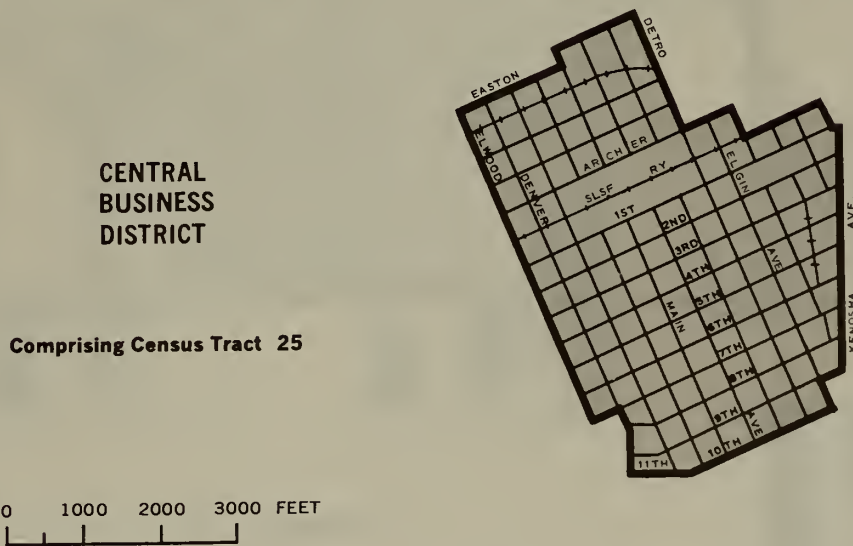
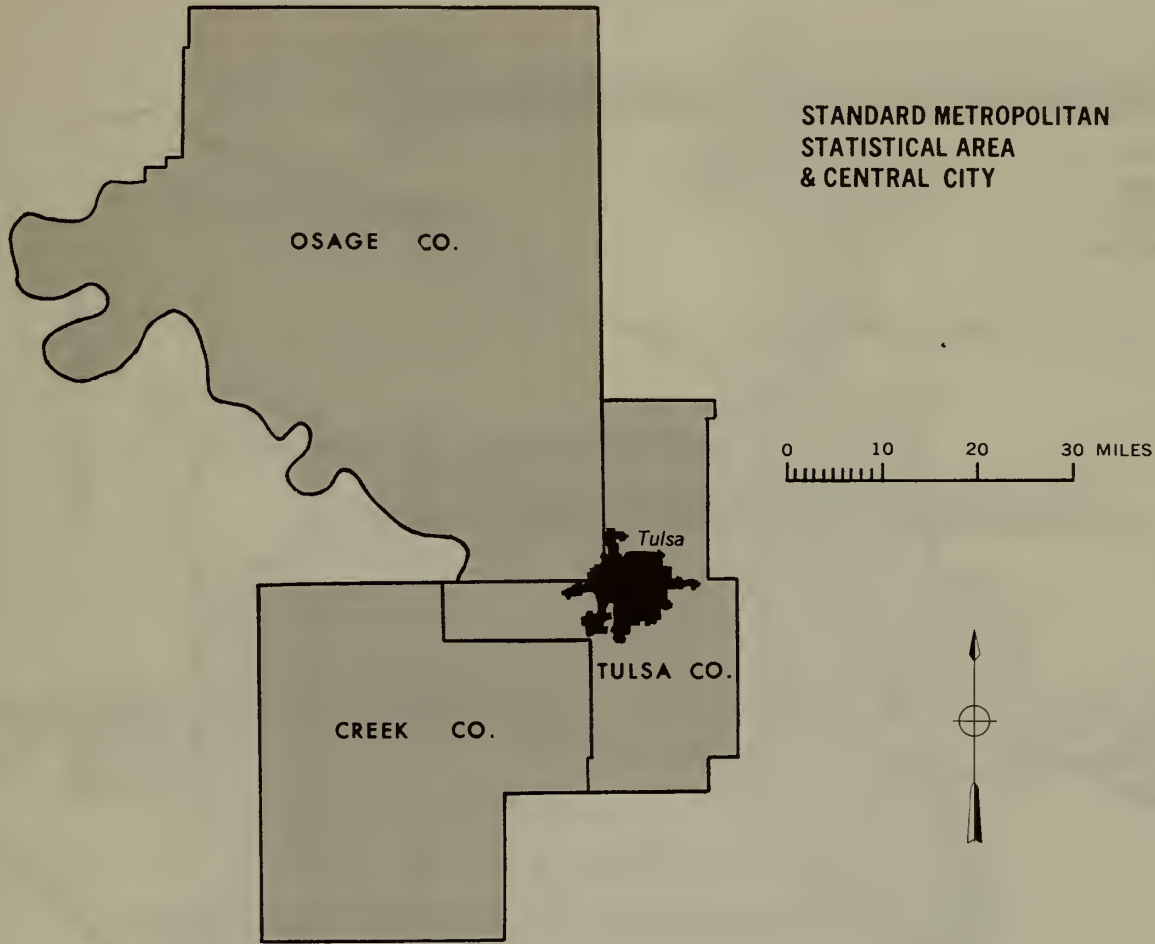
CONTENTS

[Page numbers listed here omit the chapter prefix, 107-, which appears as part of number for each page]

	page
Standard Metropolitan Statistical Area Map	1
Chart on Retail Sales: 1963 and 1958	3
TABLE 1 The Central Business District: 1963 and 1958	4
2 The City: 1963 and 1958	5
3 The Standard Metropolitan Statistical Area: 1963 and 1958	6
4 CBD, City, SMSA—Sales Comparisons: 1958 and 1963	7
5 CBD Sales as Percent of City and SMSA Sales: 1963 and 1958	8
6 Other Major Retail Centers in the SMSA: 1963	9


TULSA, OKLA.

Standard Metropolitan Statistical Area, Central Business District, and Major Retail Centers




Tulsa SMSA

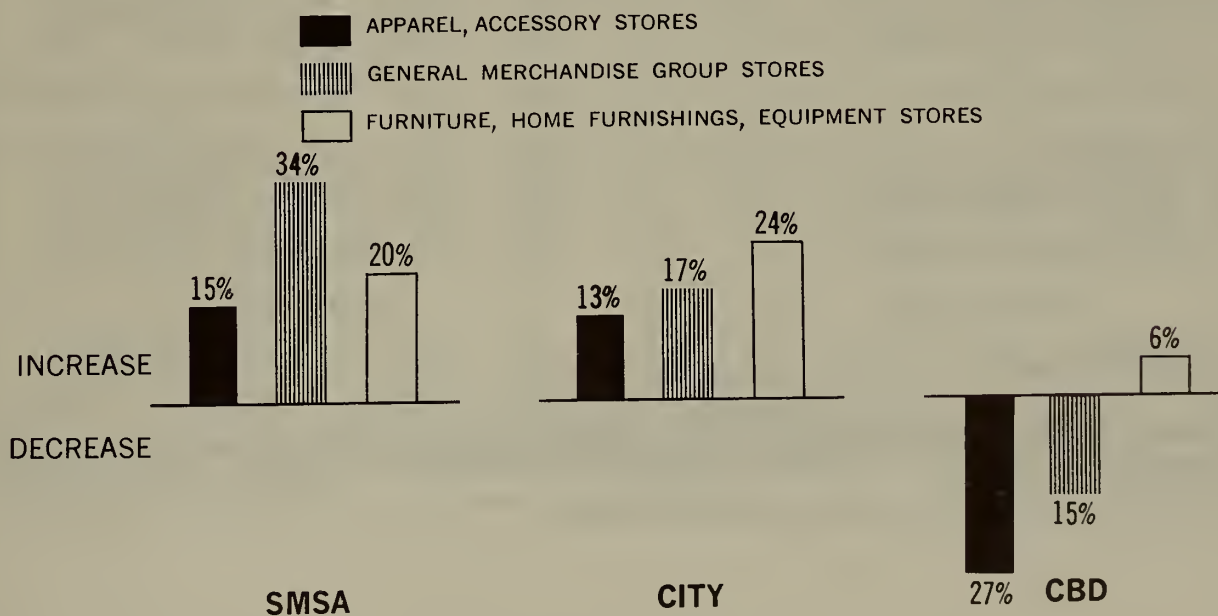
Retail Sales: 1958 and 1963 IN MILLIONS OF DOLLARS



Tulsa



Percent Change in Sales, 1958-1963 by Types of Stores



1963 CENSUS OF BUSINESS, U.S. Department of Commerce, Bureau of the Census

TABLE 1. The Central Business District: 1963 and 1958

SIC code	Kind of business	1963				1958 ¹		
		Estab- lish- ments (number)	Sales (\$1,000)	Payroll, entire year (\$1,000)	Paid employees, workweek ended nearest Nov. 15 (number)	Estab- lish- ments (number)	Sales (\$1,000)	Payroll, entire year (\$1,000)
	RETAIL STORES							
	Total ² -----	337	88 194	13 692	4 015	441	96 085	14 457
52	Lumber, building materials, hardware, farm equip- ment dealers -----	7	2 980	307	62	14	4 143	545
5251	Hardware stores -----	2	(D)	(D)	(D)	5	(D)	(D)
52 ex. 5251	Other -----	5	(D)	(D)	(D)	9	(D)	(D)
53 part ³	General merchandise group stores ² -----	12	19 391	3 209	1 015	16	22 693	3 385
531	Department stores -----	4	17 338	2 889	858	4	19 983	2 976
533	Limited price variety stores -----	2	(D)	(D)	(D)	2	(D)	(D)
539	Miscellaneous general merchandise stores -----	6	(D)	(D)	(D)	10	(D)	(D)
54	Food stores -----	12	1 694	274	78	19	2 426	144
55 ex. 554	Automotive dealers -----	14	24 642	2 324	413	16	19 494	1 921
55 pt. (554)	Gasoline service stations -----	21	1 725	204	68	30	2 363	219
56	Apparel, accessory stores -----	50	13 755	2 842	845	70	18 759	3 368
561, 567	Men's, boys' apparel stores, custom tailors -----	12	1 790	308	81	17	(D)	(D)
562-3, 568	Women's clothing, specialty stores -----	21	4 976	1 018	361	21	7 430	1 327
562	Women's ready-to-wear stores ³ -----	13	4 434	951	331	15	6 303	1 123
565	Family clothing stores ³ -----	5	4 844	1 095	319	10	6 508	1 283
566	Shoe stores -----	12	2 145	421	84	20	2 590	421
564, 569	Other apparel, accessory stores -----	-	-	-	-	2	(D)	(D)
57	Furniture, home furnishings, equipment stores -----	23	6 190	1 195	238	32	5 820	1 049
5712	Furniture stores -----	14	4 609	872	165	20	4 032	734
5713-15, 19	Other home furnishings stores -----	2	(D)	(D)	(D)	3	(D)	(D)
572, 573	Household appliance, radio, television, music stores -----	7	(D)	(D)	(D)	9	(D)	(D)
58	Eating, drinking places -----	75	6 601	1 893	869	118	6 370	1 730
5812	Eating places -----	60	6 238	1 847	846	93	5 781	1 652
5813	Drinking places (alcoholic beverages) -----	15	363	46	23	25	589	78
59 pt. (591)	Drug stores, proprietary stores -----	7	4 105	480	137	21	4 853	690
59 ex. 591	Other retail stores ⁴ -----	116	7 111	964	290	105	9 164	1 406
592	Liquor stores -----	11	949	24	10	2	(D)	(D)
594	Book, stationery stores -----	3	106	11	6	10	770	200
595	Sporting goods stores, bicycle shops -----	1	(D)	(D)	(D)	3	(D)	(D)
597	Jewelry stores -----	15	2 056	332	89	23	3 457	461
5992	Florists -----	3	114	20	6	3	(D)	(D)
5996	Camera, photographic supply stores -----	-	-	-	-	3	1 016	184
	SELECTED SERVICES							
7011	Hotels, motels -----	40	3 055	1 276	602	45	4 526	1 715
783	Motion picture theaters -----	3	694	159	72	6	708	192

Standard Notes: - Represents zero. (D) Withheld to avoid disclosure. (NA) Not available.

¹1958 group totals for SIC 53 and 56 may include data for "nonemployer" establishments which could not be classified and tabulated by detailed kinds of business.

²Excludes nonstore retailers (i.e., mail order, direct selling, merchandise vending machine operators) part of SIC 53.

³1958 data limited to "employer" establishments.

⁴Includes data for those kinds of business in SIC 59 (ex. 591) not covered in any of the lines below.

TABLE 2. The City: 1963 and 1958

SIC code	Kind of business	1963				1958 ¹		
		Estab-lish-ments (number)	Sales (\$1,000)	Payroll, entire year (\$1,000)	Paid employees, workweek ended nearest Nov. 15 (number)	Estab-lish-ments (number)	Sales (\$1,000)	Payroll, entire year (\$1,000)
	RETAIL STORES							
	Total ² -----	2 193	419 197	(D)	(D)	2 461	386 118	44 018
52	Lumber, building materials, hardware, farm equip- ment dealers -----	81	22 132	2 971	600	125	24 659	2 884
5251	Hardware stores -----	12	1 160	158	38	29	3 725	503
52 ex. 5251	Other -----	69	20 972	2 813	562	96	20 934	2 381
53 part ³	General merchandise group stores ² -----	79	67 522	9 866	3 199	93	57 505	8 255
531	Department stores -----	9	(D)	(D)	(D)	7	40 342	6 226
533	Limited price variety stores -----	30	7 985	1 259	577	37	(D)	(D)
539	Miscellaneous general merchandise stores -----	40	(D)	(D)	(D)	35	(D)	(D)
54	Food stores -----	292	87 859	7 709	2 197	383	92 425	5 949
55 ex. 554	Automotive dealers -----	183	91 532	8 347	1 626	197	78 143	7 083
55 pt. (554)	Gasoline service stations -----	371	30 190	3 219	1 037	367	28 971	2 609
56	Apparel, accessory stores -----	154	30 534	5 195	1 649	165	27 132	4 440
561, 567	Men's, boys' apparel stores, custom tailors -----	25	3 448	610	160	29	(D)	(D)
562-3, 568	Women's clothing, specialty stores -----	64	9 079	1 567	583	55	9 780	1 652
562	Women's ready-to-wear stores ³ -----	47	7 595	1 415	505	38	8 735	1 479
565	Family clothing stores ³ -----	18	12 545	2 151	682	19	8 885	1 536
566	Shoe stores -----	38	4 900	806	196	46	4 725	716
564, 569	Other apparel, accessory stores -----	9	562	61	28	14	(D)	(D)
57	Furniture, home furnishings, equipment stores -----	156	26 008	3 991	821	191	20 926	3 001
5712	Furniture stores -----	63	12 686	2 042	398	87	11 595	1 699
5713-15, 19	Other home furnishings stores -----	33	4 428	795	159	38	(D)	(D)
572, 573	Household appliance, radio, television, music stores -----	60	8 894	1 154	264	66	(D)	(D)
58	Eating, drinking places -----	418	25 767	6 355	2 942	500	20 879	4 885
5812	Eating places -----	333	23 408	6 102	2 830	381	18 133	4 605
5813	Drinking places (alcoholic beverages) -----	85	2 359	253	112	119	2 746	280
59 pt. (591)	Drug stores, proprietary stores -----	89	14 286	2 260	623	112	16 007	2 277
59 ex. 591	Other retail stores ⁴ -----	370	23 367	(D)	(D)	328	19 471	2 635
592	Liquor stores -----	79	8 190	304	115	17	639	(D)
594	Book, stationery stores -----	8	(D)	(D)	(D)	18	1 502	338
595	Sporting goods stores, bicycle shops -----	15	1 508	256	60	12	1 637	165
597	Jewelry stores -----	32	3 392	513	143	47	4 502	604
5992	Florists -----	28	1 474	301	87	29	1 303	236
5996	Camera, photographic supply stores -----	-	-	-	-	7	1 477	210
	SELECTED SERVICES							
7011	Hotels, motels -----	74	5 718	1 851	885	109	6 089	2 117
783	Motion picture theaters -----	15	2 649	529	235	10	(D)	(D)

Standard Notes: - Represents zero. (D) Withheld to avoid disclosure. (NA) Not available.
¹1958 group totals for SIC 53 and 56 may include data for "nonemployer" establishments which could not be classified and tabulated by detailed kinds of business.
²Excludes nonstore retailers (i.e., mail order, direct selling, merchandise vending machine operators) part of SIC 53.
³1958 data limited to "employer" establishments.
⁴Includes data for those kinds of business in SIC 59 (ex. 591) not covered in any of the lines below.

TABLE 3. The Standard Metropolitan Statistical Area: 1963 and 1958

SIC code	Kind of business	1963				1958 ^{1,†}		
		Estab- lish- ments	Sales	Payroll, entire year	Paid employees, workweek ended nearest Nov. 15	Estab- lish- ments	Sales	Payroll, entire year
		(number)	(\$1,000)	(\$1,000)	(number)	(number)	(\$1,000)	(\$1,000)
	RETAIL STORES							
	Total ² -----	3 527	572 932	65 653	19 983	3 941	489 728	52 397
52	Lumber, building materials, hardware, farm equip- ment dealers -----	167	33 581	4 316	917	215	35 257	3 961
5251	Hardware stores -----	33	2 385	284	78	54	5 225	640
52 ex. 5251	Other -----	134	31 196	4 032	839	161	30 032	3 321
53 part ²	General merchandise group stores ² -----	147	85 201	11 134	3 711	187	63 672	8 801
531	Department stores -----	10	61 608	8 094	2 390	7	40 342	6 226
533	Limited price variety stores -----	57	10 969	1 660	775	57	8 967	(D)
539	Miscellaneous general merchandise stores -----	80	12 624	1 380	546	87	13 553	(D)
54	Food stores -----	530	132 441	10 410	3 111	650	122 259	7 358
55 ex. 554	Automotive dealers -----	305	121 337	10 392	2 128	329	96 871	8 689
55 pt. (554)	Gasoline service stations -----	617	47 636	4 585	1 495	632	43 280	3 577
56	Apparel, accessory stores -----	226	35 747	5 779	1 894	237	31 122	4 860
561, 567	Men's, boys' apparel stores, custom tailors -----	32	3 932	650	174	33	3 019	478
562-3, 568	Women's clothing, specialty stores -----	87	10 254	1 680	643	78	10 781	1 783
562	Women's ready-to-wear stores ³ -----	66	8 569	1 509	553	(NA)	(NA)	(NA)
565	Family clothing stores ³ -----	43	15 278	2 481	823	43	11 137	1 785
566	Shoe stores -----	52	5 578	888	221	62	5 181	741
564, 569	Other apparel, accessory stores -----	12	705	80	33	19	954	73
57	Furniture, home furnishings, equipment stores -----	209	29 159	4 361	933	259	24 220	3 331
5712	Furniture stores -----	91	14 590	2 299	470	125	13 918	1 940
5713-15, 19	Other home furnishings stores -----	37	4 589	818	170	39	3 104	530
572, 573	Household appliance, radio, television, music stores -----	81	9 980	1 244	293	95	7 198	861
58	Eating, drinking places -----	644	33 253	8 017	3 832	791	27 525	5 883
5812	Eating places -----	512	30 196	7 705	3 687	588	23 333	5 549
5813	Drinking places (alcoholic beverages) -----	132	3 057	312	145	203	4 192	334
59 pt. (591)	Drug stores, proprietary stores -----	138	18 902	2 836	833	162	19 325	2 636
59 ex. 591	Other retail stores ⁴ -----	544	35 675	3 823	1 129	479	26 197	3 301
592	Liquor stores -----	109	9 860	392	150	24	758	37
594	Book, stationery stores -----	11	660	115	32	22	1 536	338
595	Sporting goods stores, bicycle shops -----	25	3 751	589	139	16	1 912	193
597	Jewelry stores -----	47	4 122	572	169	64	4 906	637
5992	Florists -----	41	1 822	361	115	42	1 598	270
5996	Camera, photographic supply stores -----	-	-	-	-	7	1 477	210
	SELECTED SERVICES							
7011	Hotels, motels -----	123	7 609	2 234	1 085	147	7 328	2 430
783	Motion picture theaters -----	29	3 137	636	343	34	2 979	698

Standard Notes: - Represents zero. (D) Withheld to avoid disclosure. (NA) Not available. [†]1958 data revised.

¹1958 group totals for SIC 53 and 56 may include data for "nonemployer" establishments which could not be classified and tabulated by detailed kinds of business.

²Excludes nonstore retailers (i.e., mail order, direct selling, merchandise vending machine operators) part of SIC 53.

³1958 data limited to "employer" establishments.

⁴Includes data for those kinds of business in SIC 59 (ex. 591) not covered in any of the lines below.

TABLE 4. CBD, City, SMSA—Sales Comparisons: 1958 and 1963

SIC code	Kind of business	Percent change in sales			Percent distribution of sales					
		Central business district	City	Standard metropolitan statistical area	Central business district		City		Standard metropolitan statistical area	
					1963	1958	1963	1958	1963	1958
RETAIL STORES										
	Total ² -----	-8.2	8.6	17.0	100.0	100.0	100.0	100.0	100.0	100.0
52	Lumber, building materials, hardware, farm equipment dealers -----	-28.1	-10.3	-4.8	3.4	4.3	5.3	6.4	5.9	7.2
5251	Hardware stores -----	(D)	-68.9	-54.4	(D)	(D)	0.3	1.0	0.4	1.1
52 ex. 5251	Other -----	(D)	0.2	3.9	(D)	(D)	5.0	5.4	5.4	6.1
53 part ²	General merchandise group stores ^{1,2} -----	-14.6	17.4	33.8	22.0	23.6	16.1	14.9	14.9	13.0
531	Department stores -----	-13.2	(D)	52.7	19.7	20.8	(D)	10.4	10.8	8.2
533	Limited price variety stores -----	(D)	(D)	22.3	(D)	(D)	1.9	(D)	1.9	1.8
539	Miscellaneous general merchandise stores -----	(D)	(D)	-6.9	(D)	(D)	(D)	(D)	2.2	2.8
54	Food stores -----	-30.2	-5.0	8.3	1.9	2.5	21.0	23.9	23.1	25.0
55 ex. 554	Automotive dealers -----	26.4	17.1	25.3	27.9	20.3	21.8	20.2	21.2	19.8
55 pt. (554)	Gasoline service stations -----	-27.0	4.2	10.1	2.0	2.5	7.2	7.5	8.3	8.8
56	Apparel, accessory stores ¹ -----	-26.7	12.5	14.9	15.6	19.5	7.3	7.0	6.2	6.4
561, 567	Men's, boys' apparel stores, custom tailors -----	(D)	(D)	30.2	2.0	(D)	0.8	(D)	0.7	0.6
562-3, 568	Women's clothing, specialty stores -----	-33.0	-7.2	-4.9	5.6	7.7	2.2	2.5	1.8	2.2
562	Women's ready-to-wear stores ³ -----	-29.7	-13.1	(NA)	5.0	6.6	1.8	2.3	1.5	(NA)
565	Family clothing stores ³ -----	-25.6	41.2	37.2	5.5	6.8	3.0	2.3	2.7	2.3
566	Shoe stores -----	-17.2	3.7	7.7	2.4	2.7	1.2	1.2	1.0	1.1
564, 569	Other apparel, accessory stores -----	(D)	(D)	-26.1	-	(D)	0.1	(D)	0.1	0.2
57	Furniture, home furnishings, equipment stores -----	6.4	24.3	20.4	7.0	6.1	6.2	5.4	5.1	4.9
5712	Furniture stores -----	14.3	9.4	4.8	5.2	4.2	3.0	3.0	2.5	2.8
5713-15, 19	Other home furnishings stores -----	(D)	(D)	47.8	(D)	(D)	1.1	(D)	0.8	0.6
572, 573	Household appliance, radio, television, music stores -----	(D)	(D)	38.6	(D)	(D)	2.1	(D)	1.7	1.5
58	Eating, drinking places -----	3.6	23.4	20.8	7.5	6.6	6.1	5.4	5.8	5.6
5812	Eating places -----	7.9	29.1	29.4	7.1	6.0	5.6	4.7	5.3	4.8
5813	Drinking places (alcoholic beverages) -----	-38.4	-14.1	-27.1	0.4	0.6	0.6	0.7	0.5	0.9
59 pt. (591)	Drug stores, proprietary stores -----	-15.4	-10.8	-2.2	4.7	5.1	3.4	4.1	3.3	3.9
59 ex. 591	Other retail stores ⁴ -----	-22.4	20.0	36.2	8.1	9.5	5.6	5.0	6.2	5.3
592	Liquor stores -----	(D)	181.7	1 200.8	1.1	(D)	2.0	0.2	1.7	0.2
594	Book, stationery stores -----	-86.2	(D)	-57.0	0.1	0.8	(D)	0.4	0.1	0.3
595	Sporting goods stores, bicycle shops -----	(D)	-7.9	96.2	(D)	(D)	0.4	0.4	0.7	0.4
597	Jewelry stores -----	-40.5	-24.7	-16.0	2.3	3.6	0.8	1.2	0.7	1.0
5992	Florists -----	(D)	13.1	14.0	0.1	(D)	0.4	0.3	0.3	0.3
5996	Camera, photographic supply stores -----	-	-	-	-	1.1	-	0.4	-	0.3
SELECTED SERVICES										
7011	Hotels, motels -----	-32.5	-6.1	3.8	(x)	(x)	(x)	(x)	(x)	(x)
783	Motion picture theaters -----	-2.0	(D)	5.3	(x)	(x)	(x)	(x)	(x)	(x)

Standard Notes: - Represents zero. (D) Withheld to avoid disclosure. (NA) Not available. (X) Not applicable. (-) Minus sign before number denotes decrease.
¹1958 group totals for SIC 53 and 56 may include data for "nonemployer" establishments which could not be classified and tabulated by detailed kinds of business.
²Excludes nonstore retailers (i.e., mail order, direct selling, merchandise vending machine operators) part of SIC 53.
³1958 data limited to "employer" establishments.
⁴Includes data for those kinds of business in SIC 59 (ex. 591) not covered in any of the lines below.

TABLE 5. CBD Sales as Percent of City and SMSA Sales: 1963 and 1958

SIC code	Kind of business	Central business district sales as—			
		Percent of city sales		Percent of standard metropolitan statistical area sales	
		1963	1958	1963	1958
	RETAIL STORES				
	Total ² -----	21.0	24.9	15.4	19.6
52	Lumber, building materials, hardware, farm equipment dealers -----	13.5	16.8	8.9	11.8
5251	Hardware stores -----	(D)	(D)	(D)	(D)
52 ex. 5251	Other -----	(D)	(D)	(D)	(D)
53 part ¹	General merchandise group stores ^{1,2} -----	28.7	39.5	22.8	35.6
531	Department stores -----	(D)	49.5	28.1	49.5
533	Limited price variety stores -----	(D)	(D)	(D)	(D)
539	Miscellaneous general merchandise stores -----	(D)	(D)	(D)	(D)
54	Food stores -----	1.9	2.6	1.3	2.0
55 ex. 554	Automotive dealers -----	26.9	24.9	20.3	20.1
55 pt. (554)	Gasoline service stations -----	5.7	8.2	3.6	5.5
56	Apparel, accessory stores ¹ -----	45.0	69.1	38.5	60.3
561, 567	Men's, boys' apparel stores, custom tailors -----	51.9	(D)	45.5	(D)
562-3, 568	Women's clothing, specialty stores -----	54.8	76.0	48.5	68.9
562	Women's ready-to-wear stores ³ -----	58.4	72.2	51.7	(NA)
565	Family clothing stores ³ -----	38.6	73.2	31.7	58.4
566	Shoe stores -----	43.8	54.8	38.5	50.0
564, 569	Other apparel, accessory stores -----	-	(D)	-	(D)
57	Furniture, home furnishings, equipment stores -----	23.8	27.8	21.2	24.0
5712	Furniture stores -----	36.3	34.8	31.6	29.0
5713-15, 19	Other home furnishings stores -----	(D)	(D)	(D)	(D)
572, 573	Household appliance, radio, television, music stores -----	(D)	(D)	(D)	(D)
58	Eating, drinking places -----	25.6	30.5	19.8	23.1
5812	Eating places -----	26.6	31.9	20.7	24.8
5813	Drinking places (alcoholic beverages) -----	15.4	21.4	11.9	14.1
59 pt. (591)	Drug stores, proprietary stores -----	28.7	30.3	21.7	25.1
59 ex. 591	Other retail stores ⁴ -----	30.4	47.1	19.9	35.0
592	Liquor stores -----	11.6	(D)	9.6	(D)
594	Book, stationery stores -----	(D)	51.3	16.1	50.1
595	Sporting goods stores, bicycle shops -----	(D)	(D)	(D)	(D)
597	Jewelry stores -----	60.6	76.8	49.9	70.5
5992	Florists -----	7.7	(D)	6.3	(D)
5996	Camera, photographic supply stores -----	-	68.8	-	68.8
	SELECTED SERVICES				
7011	Hotels, motels -----	65.0	74.3	40.1	61.8
783	Motion picture theaters -----	31.2	(D)	22.1	23.8

Standard Notes: - Represents zero. (D) Withheld to avoid disclosure. (NA) Not available. (X) Not applicable. (-) Minus sign before number denotes decrease.

¹1958 group totals for SIC 53 and 56 may include data for "nonemployer" establishments which could not be classified and tabulated by detailed kinds of business.

²Excludes nonstore retailers (i.e., mail order, direct selling, merchandise vending machine operators) part of SIC 53.

³1958 data limited to "employer" establishments.

⁴Includes data for those kinds of business in SIC 59 (ex. 591) not covered in any of the lines below.

TABLE 6. Other Major Retail Centers in the SMSA: 1963

MRC No. 1. Includes the planned center known as "Sheridan Village" and establishments on E. Admiral Pl. from Norwood to S. 66th Ave. and on N. Sheridan Rd. from E. Admiral Pl. to E. Admiral Blvd. (Tulsa)

SIC code	Kind of business	Total	SIC code	Kind of business	Number of establishments
	Retail stores, total:				
	Number -----	19	55 ex. 554	Automotive Dealers -----	2
	Sales ----- \$1,000 --	6 021	55 pt. (554)	Gasoline service stations -----	1
54, 58, 591	Convenience goods stores:		56	Apparel, accessory stores -----	3
	Number -----	6	561, 567	Men's, boys' apparel stores, custom tailors -----	-
	Sales ----- \$1,000 --	2 404	562-3, 568	Women's clothing, specialty stores -----	1
53 part, 56, 57	Shopping goods stores:		562	Women's ready-to-wear stores -----	1
	Number -----	7	565	Family clothing stores -----	-
	Sales ----- \$1,000 --	2 805	566	Shoe stores -----	1
52, 55, 59 ex. 591	All other stores:		564, 569	Other apparel, accessory stores -----	1
	Number -----	6	57	Furniture, home furnishings, equipment stores -----	1
	Sales ----- \$1,000 --	8 12	5712	Furniture stores -----	1
		Number of establishments	5713-15, 19	Other home furnishings stores -----	-
			572, 573	Household appliance, radio, television, music stores -----	-
	Retail stores, total -----	19	58	Eating, drinking places -----	3
52	Lumber, building materials, hardware, farm equipment dealers -----	-	5812	Eating places -----	2
5251	Hardware stores -----	-	5813	Drinking places (alcoholic beverages) -----	1
52 ex. 5251	Other -----	-	59 pt. (591)	Drug stores, proprietary stores -----	1
53 part	General merchandise group stores -----	3	59 ex. 591	Other retail stores -----	3
531	Department stores -----	1	592	Liquor stores -----	-
533	Limited price variety stores -----	1	594	Book, stationery stores -----	1
539	Miscellaneous general merchandise stores -----	1	595	Sporting goods stores, bicycle shops -----	1
			597	Jewelry stores -----	1
54	Food stores -----	2	5992	Florists -----	-
			5996	Camera, photographic supply stores -----	-

MRC No. 2. Includes the planned center known as "Utica Square Shopping Center" and establishments in the area bounded by north side of E. 21st St., S. Yorktown Ave., E. 22nd Pl. and west side of S. Utica Ave.

SIC code	Kind of business	Total	SIC code	Kind of business	Number of establishments
	Retail stores, total:				
	Number -----	58	55 ex. 554	Automotive dealers -----	-
	Sales ----- \$1,000 --	19 108	55 pt. (554)	Gasoline service stations -----	4
54, 58, 591	Convenience goods stores:		56	Apparel, accessory stores -----	17
	Number -----	15	561, 567	Men's, boys' apparel stores, custom tailors -----	4
	Sales ----- \$1,000 --	5 108	562-3, 568	Women's clothing, specialty stores -----	8
53 part, 56, 57	Shopping goods stores:		562	Women's ready-to-wear stores -----	4
	Number -----	24	565	Family clothing stores -----	2
	Sales ----- \$1,000 --	11 946	566	Shoe stores -----	2
52, 55, 59 ex. 591	All other stores:		564, 569	Other apparel, accessory stores -----	1
	Number -----	19	57	Furniture, home furnishings, equipment stores -----	3
	Sales ----- \$1,000 --	2 054	5712	Furniture stores -----	1
		Number of establishments	5713-15, 19	Other home furnishings stores -----	-
			572, 573	Household appliance, radio, television, music stores -----	2
	Retail stores, total -----	58	58	Eating, drinking places -----	4
52	Lumber, building materials, hardware, farm equipment dealers -----	2	5812	Eating places -----	4
5251	Hardware stores -----	-	5813	Drinking places (alcoholic beverages) -----	-
52 ex. 5251	Other -----	2	59 pt. (591)	Drug stores, proprietary stores -----	4
53 part	General merchandise group stores -----	4	59 ex. 591	Other retail stores -----	13
531	Department stores -----	1	592	Liquor stores -----	2
533	Limited price variety stores -----	1	594	Book, stationery stores -----	-
539	Miscellaneous general merchandise stores -----	2	595	Sporting goods stores, bicycle shops -----	1
			597	Jewelry stores -----	2
54	Food stores -----	7	5992	Florists -----	1
			5996	Camera, photographic supply stores -----	-

Standard Notes: - Represents zero. (D) Withheld to avoid disclosure. (NA) Not available.

TABLE 6. Other Major Retail Centers in the SMSA: 1963—Continued

MRC No. 3. Includes the planned center known as "Hilltop Shopping Center" and establishments on E. 21st St. from S. Lakewood Ave. to S. Sheridan Dr.; and in the 1900 - 2100 blocks, incl. of S. Sheridan Dr. (Tulsa city)

SIC code	Kind of business	Total	SIC code	Kind of business	Number of establishments
	Retail stores, total:				
	Number -----	29	55 ex. 554	Automotive Dealers -----	-
	Sales ----- \$1,000--	9 764	55 pt. (554)	Gasoline service stations -----	31
54, 58, 591	Convenience goods stores:		56	Apparel, accessory stores -----	1
	Number -----	9	561, 567	Men's, boys' apparel stores, custom tailors -----	-
	Sales ----- \$1,000--	1 856	562-3, 568	Women's clothing, specialty stores -----	-
53 part, 56, 57	Shopping goods stores:		562	Women's ready-to-wear stores -----	-
	Number -----	6	565	Family clothing stores -----	1
	Sales ----- \$1,000--	(D)	566	Shoe stores -----	-
52, 55, 59 ex. 591	All other stores:		564, 569	Other apparel, accessory stores -----	-
	Number -----	14	57	Furniture, home furnishings, equipment stores -----	1
	Sales ----- \$1,000--	(D)	5712	Furniture stores -----	-
		Number of establishments	5713-15, 19	Other home furnishings stores -----	-
			572, 573	Household appliance, radio, television, music stores -----	1
	Retail stores, total -----	29	58	Eating, drinking places -----	5
52	Lumber, building materials, hardware, farm equipment dealers -----	-	5812	Eating places -----	4
5251	Hardware stores -----	-	5813	Drinking places (alcoholic beverages) -----	1
52 ex. 5251	Other -----	-	59 pt. (591)	Drug stores, proprietary stores -----	2
53 part	General merchandise group stores -----	4	59 ex. 591	Other retail stores -----	11
531	Department stores -----	1	592	Liquor stores -----	1
533	Limited price variety stores -----	1	594	Book, stationery stores -----	-
539	Miscellaneous general merchandise stores -----	2	595	Sporting goods stores, bicycle shops -----	-
			597	Jewelry stores -----	2
54	Food stores -----	2	5992	Florists -----	2
			5996	Camera, photographic supply stores -----	-

Standard Notes: - Represents zero. (D) Withheld to avoid disclosure. (NA) Not available.

Utica-Rome, N.Y., SMSA

CONTENTS

[Page numbers listed here omit the chapter prefix, 108-, which appears as part of number for each page]

	page
Standard Metropolitan Statistical Area Map	1
Chart on Retail Sales: 1963 and 1958	3
TABLE 1 The Central Business District: 1963 and 1958	4
2 The City: 1963 and 1958	5
3 The Standard Metropolitan Statistical Area: 1963 and 1958	6
4 CBD, City, SMSA—Sales Comparisons: 1958 and 1963	7
5 CBD Sales as Percent of City and SMSA Sales: 1963 and 1958	8
6 Other Major Retail Centers in the SMSA: 1963	9


UTICA-ROME, N.Y.

Standard Metropolitan Statistical Area, Central Business District, and Major Retail Centers




**UTICA
CENTRAL
BUSINESS
DISTRICT**

Comprising Census Tracts 1-A, 2-A, 3 and 4



**STANDARD METROPOLITAN
STATISTICAL AREA
& CENTRAL CITIES**



UTICA-ROME, N.Y.


Standard Metropolitan Statistical Area, Central Business District, and Major Retail Centers

CITIES &
MAJOR
RETAIL
CENTERS




Utica-Rome SMSA


Retail Sales: 1958 and 1963 IN MILLIONS OF DOLLARS



Utica



Percent Change in Sales, 1958-1963 by Types of Stores



1963 CENSUS OF BUSINESS, U.S. Department of Commerce, Bureau of the Census

TABLE 1. The Central Business District: 1963 and 1958

SIC code	Kind of business	1963				1958 ¹		
		Estab- lish- ments (number)	Sales (\$1,000)	Payroll, entire year (\$1,000)	Paid employees, workweek ended nearest Nov. 15 (number)	Estab- lish- ments (number)	Sales (\$1,000)	Payroll, entire year (\$1,000)
	RETAIL STORES							
	Total ² -----	368	72 368	10 101	2 981	476	76 736	10 471
52	Lumber, building materials, hardware, farm equip- ment dealers -----	12	2 616	584	130	13	1 736	239
5251	Hardware stores -----	2	(D)	(D)	(D)	4	524	75
52 ex. 5251	Other -----	10	(D)	(D)	(D)	9	1 212	164
53 part ²	General merchandise group stores ² -----	14	17 626	2 310	812	21	16 698	2 394
531	Department stores -----	5	(D)	(D)	(D)	4	12 128	1 606
533	Limited price variety stores -----	4	2 313	462	179	9	4 140	773
539	Miscellaneous general merchandise stores -----	5	(D)	(D)	(D)	8	430	15
54	Food stores -----	21	6 789	657	212	37	8 575	772
55 ex. 554	Automotive dealers -----	19	15 384	1 746	302	27	16 963	1 999
55 pt. (554)	Gasoline service stations -----	15	1 353	140	43	22	1 101	99
56	Apparel, accessory stores -----	97	10 773	1 690	575	110	11 412	1 786
561, 567	Men's, boys' apparel stores, custom tailors -----	20	3 087	484	154	27	(D)	(D)
562-3, 568	Women's clothing, specialty stores -----	53	5 949	973	358	55	6 323	1 069
562	Women's ready-to-wear stores ³ -----	31	4 753	746	288	30	4 338	770
565	Family clothing stores ³ -----	-	-	-	-	-	-	-
566	Shoe stores -----	24	1 737	233	63	26	1 835	219
564, 569	Other apparel, accessory stores -----	-	-	-	-	2	(D)	(D)
57	Furniture, home furnishings, equipment stores -----	36	4 179	607	145	40	4 341	620
5712	Furniture stores -----	7	1 488	241	44	12	2 102	333
5713-15, 19	Other home furnishings stores -----	10	797	100	40	6	231	27
572, 573	Household appliance, radio, television, music stores -----	19	1 894	266	61	22	2 008	260
58	Eating, drinking places -----	61	3 317	831	360	93	4 323	990
5812	Eating places -----	36	2 136	593	271	52	2 846	731
5813	Drinking places (alcoholic beverages) -----	25	1 181	238	89	41	1 477	259
59 pt. (591)	Drug stores, proprietary stores -----	4	1 059	192	45	12	1 517	214
59 ex. 591	Other retail stores ⁴ -----	89	9 272	1 344	357	101	10 070	1 358
592	Liquor stores -----	7	633	61	16	8	649	43
594	Book, stationery stores -----	5	292	52	20	4	(D)	(D)
595	Sporting goods stores, bicycle shops -----	4	638	82	21	8	873	87
597	Jewelry stores -----	19	1 242	241	56	24	(D)	(D)
5992	Florists -----	5	236	27	12	5	295	60
5996	Camera, photographic supply stores -----	5	400	53	15	6	865	114
	SELECTED SERVICES							
7011	Hotels, motels -----	9	2 095	701	250	5	(D)	(D)
783	Motion picture theaters -----	4	527	172	65	4	723	176

Standard Notes: - Represents zero. (D) Withheld to avoid disclosure.

¹1958 group totals for SIC 53 and 56 may include data for "nonemployer" establishments which could not be classified and tabulated by detailed kinds of business.

²Excludes nonstore retailers (i.e., mail order, direct selling, merchandise vending machine operators) part of SIC 53.

³1958 data limited to "employer" establishments.

⁴Includes data for those kinds of business in SIC 59 (ex. 591) not covered in any of the lines below.

TABLE 2. The City: 1963 and 1958

SIC code	Kind of business	1963				1958 ¹		
		Estab- lish- ments (number)	Sales (\$1,000)	Payroll, entire year (\$1,000)	Paid employees, workweek ended nearest Nov. 15 (number)	Estab- lish- ments (number)	Sales (\$1,000)	Payroll, entire year (\$1,000)
	RETAIL STORES							
	Total ² -----	1 112	145 668	17 044	5 344	1 247	140 210	16 398
52	Lumber, building materials, hardware, farm equip- ment dealers -----	44	4 220	562	139	46	6 342	1 083
5251	Hardware stores -----	16	1 009	107	29	14	(D)	(D)
52 ex. 5251	Other -----	28	3 211	455	110	32	(D)	(D)
53 part ²	General merchandise group stores ² -----	21	19 306	2 578	1 050	51	17 718	2 494
531	Department stores -----	6	15 958	2 036	845	4	12 128	1 606
533	Limited price variety stores -----	9	2 759	500	190	14	4 458	818
539	Miscellaneous general merchandise stores -----	6	589	42	15	29	1 074	70
54	Food stores -----	229	35 415	2 773	882	264	35 039	2 424
55 ex. 554	Automotive dealers -----	45	28 589	2 859	496	50	24 293	2 786
55 pt. (554)	Gasoline service stations -----	107	8 558	675	211	112	6 473	387
56	Apparel, accessory stores -----	141	12 179	1 834	634	147	12 719	1 900
561, 567	Men's, boys' apparel stores, custom tailors -----	26	3 296	481	159	31	3 326	490
562-3, 568	Women's clothing, specialty stores -----	72	6 630	1 070	395	72	6 940	1 134
562	Women's ready-to-wear stores ³ -----	53	5 337	833	322	34	4 553	805
565	Family clothing stores ³ -----	3	43	(D)	(D)	2	(D)	(D)
566	Shoe stores -----	36	2 174	(D)	(D)	37	2 218	257
564, 569	Other apparel, accessory stores -----	4	36	-	-	5	(D)	(D)
57	Furniture, home furnishings, equipment stores ----	79	6 577	907	234	80	7 996	1 192
5712	Furniture stores -----	24	3 144	494	115	29	4 480	730
5713-15, 19	Other home furnishings stores -----	22	1 184	127	50	14	440	55
572, 573	Household appliance, radio, television, music stores -----	33	2 249	286	69	37	3 076	407
58	Eating, drinking places -----	229	10 626	2 251	992	262	10 214	1 865
5812	Eating places -----	146	7 274	1 747	765	148	6 253	1 308
5813	Drinking places (alcoholic beverages) -----	83	3 352	504	227	114	3 961	557
59 pt. (591)	Drug stores, proprietary stores -----	29	4 800	642	184	47	4 444	532
59 ex. 591	Other retail stores ⁴ -----	188	15 398	1 963	522	188	14 972	1 735
592	Liquor stores -----	34	2 814	154	51	31	2 116	105
594	Book, stationery stores -----	10	585	92	36	5	215	37
595	Sporting goods stores, bicycle shops -----	4	638	82	21	16	1 011	90
597	Jewelry stores -----	22	1 259	234	54	26	1 960	271
5992	Florists -----	16	602	123	36	13	480	80
5996	Camera, photographic supply stores -----	5	400	53	15	6	865	114
	SELECTED SERVICES							
7011	Hotels, motels -----	26	(D)	(D)	(D)	12	2 242	(D)
783	Motion picture theaters -----	6	744	244	99	12	(D)	(D)

Standard Notes: - Represents zero. (D) Withheld to avoid disclosure.

¹1958 group totals for SIC 53 and 56 may include data for "nonemployer" establishments which could not be classified and tabulated by detailed kinds of business.

²Excludes nonstore retailers (i.e., mail order, direct selling, merchandising vending machine operators) part of SIC 53.

³1958 data limited to "employer" establishments.

⁴Includes data for those kinds of business in SIC 59 (ex. 591) not covered in any of the lines below.

TABLE 3. The Standard Metropolitan Statistical Area: 1963 and 1958

SIC code	Kind of business	1963				1958 ¹		
		Estab- lish- ments (number)	Sales (\$1,000)	Payroll, entire year (\$1,000)	Paid employees, workweek ended nearest Nov. 15 (number)	Estab- lish- ments (number)	Sales (\$1,000)	Payroll, entire year (\$1,000)
	RETAIL STORES							
	Total ² -----	3 300	418 928	44 467	14 106	3 592	353 606	36 390
52	Lumber, building materials, hardware, farm equip- ment dealers -----	169	24 870	2 838	663	200	22 146	2 833
5251	Hardware stores -----	50	3 381	462	111	55	3 236	359
52 ex. 5251	Other -----	119	21 489	2 376	552	145	18 910	2 474
53 part ²	General merchandise group stores ² -----	95	52 221	6 819	2 692	183	38 002	5 158
531	Department stores -----	15	31 954	4 360	1 796	9	21 134	2 942
533	Limited price variety stores -----	39	9 331	1 488	580	45	9 650	1 651
539	Miscellaneous general merchandise stores -----	41	10 936	971	316	129	7 218	565
54	Food stores -----	631	107 569	7 762	2 293	638	91 964	5 963
55 ex. 554	Automotive dealers -----	195	77 080	6 811	1 328	186	57 796	5 697
55 pt. (554)	Gasoline service stations -----	367	26 694	1 910	635	385	21 938	1 378
56	Apparel, accessory stores -----	281	22 659	3 126	1 093	318	23 289	3 108
561, 567	Men's, boys' apparel stores, custom tailors -----	51	4 803	627	197	69	5 064	672
562-3, 568	Women's clothing, specialty stores -----	125	9 951	1 503	553	131	9 803	1 486
562	Women's ready-to-wear stores ³ -----	86	7 710	1 151	430	67	6 698	1 106
565	Family clothing stores ³ -----	28	3 298	418	169	21	3 374	384
566	Shoe stores -----	70	4 383	570	170	77	4 405	(D)
564, 569	Other apparel, accessory stores -----	7	224	8	4	16	541	(D)
57	Furniture, home furnishings, equipment stores -----	184	16 485	2 292	547	203	17 536	2 437
5712	Furniture stores -----	56	7 859	1 302	269	58	8 977	1 416
5713-15, 19	Other home furnishings stores -----	36	2 766	288	96	28	912	84
572, 573	Household appliance, radio, television, music stores -----	92	5 860	702	182	117	7 647	937
58	Eating, drinking places -----	755	32 952	6 729	3 156	808	28 622	4 870
5812	Eating places -----	467	23 027	5 266	2 473	484	18 090	3 458
5813	Drinking places (alcoholic beverages) -----	288	9 925	1 463	683	324	10 532	1 412
59 pt. (591)	Drug stores, proprietary stores -----	86	12 986	1 436	458	100	10 367	1 173
59 ex. 591	Other retail stores ⁴ -----	537	45 412	4 744	1 241	571	41 946	3 773
592	Liquor stores -----	73	5 726	342	115	75	4 896	220
594	Book, stationery stores -----	21	993	132	54	19	667	72
595	Sporting goods stores, bicycle shops -----	38	1 467	156	43	35	1 636	114
597	Jewelry stores -----	42	2 038	319	78	51	2 962	364
5992	Florists -----	37	1 457	258	81	46	1 408	159
5996	Camera, photographic supply stores -----	11	908	113	30	13	1 253	159
	SELECTED SERVICES							
7011	Hotels, motels -----	147	7 216	1 786	620	147	6 085	1 673
783	Motion picture theaters -----	14	1 415	399	155	26	(D)	(D)

Standard Notes: -- Represents zero. (D) Withheld to avoid disclosure.

¹1958 group totals for SIC 53 and 56 may include data for "nonemployer" establishments which could not be classified and tabulated by detailed kinds of business.²Excludes nonstore retailers (i.e., mail order, direct selling, merchandise vending machine operators) part of SIC 53.³1958 data limited to "employer" establishments.⁴Includes data for those kinds of business in SIC 59 (ex. 591) not covered in any of the lines below.

TABLE 4. CBD, City, SMSA—Sales Comparisons: 1958 and 1963

SIC code	Kind of business	Percent change in sales			Percent distribution of sales					
		Central business district	City	Standard metropolitan statistical area	Central business district		City		Standard metropolitan statistical area	
					1963	1958	1963	1958	1963	1958
RETAIL STORES										
	Total ² -----	-5.7	3.9	18.5	100.0	100.0	100.0	100.0	100.0	100.0
52	Lumber, building materials, hardware, farm equipment dealers -----	50.7	-33.5	12.3	3.6	2.3	2.9	4.5	5.9	6.3
5251	Hardware stores -----	(D)	(D)	4.5	(D)	0.7	0.7	(D)	0.8	0.9
52 ex. 5251	Other -----	(D)	(D)	13.6	(D)	1.6	2.2	(D)	5.1	5.4
53 part ¹	General merchandise group stores ^{1,2} -----	5.6	9.0	37.4	24.4	21.8	13.3	12.6	12.5	10.7
531	Department stores -----	(D)	31.6	51.2	(D)	15.8	11.0	8.6	7.6	6.0
533	Limited price variety stores -----	-44.1	-38.1	-3.3	3.2	5.4	1.9	3.2	2.2	2.7
539	Miscellaneous general merchandise stores -----	(D)	-45.2	51.5	(D)	0.6	0.4	0.8	2.6	2.0
54	Food stores -----	-20.8	1.1	17.0	9.4	11.2	24.3	25.0	25.7	26.0
55 ex. 554	Automotive dealers -----	-9.3	17.7	33.4	21.3	22.1	19.6	17.3	18.4	16.3
55 pt. (554)	Gasoline service stations -----	22.9	32.2	21.7	1.9	1.4	5.9	4.6	6.4	6.2
56	Apparel, accessory stores ¹ -----	-5.6	-4.3	-2.7	14.9	14.9	8.4	9.1	5.4	6.6
561, 567	Men's, boys' apparel stores, custom tailors -----	(D)	-0.9	-5.2	4.3	(D)	2.3	2.4	1.1	1.4
562-3, 568	Women's clothing, specialty stores -----	-5.9	-4.5	1.5	8.2	8.2	4.6	4.9	2.4	2.8
562	Women's ready-to-wear stores ³ -----	9.6	17.2	15.1	6.6	5.7	3.7	3.2	1.8	1.9
565	Family clothing stores ³ -----	-	(D)	-2.3	-	-	0.0	(D)	0.8	1.0
566	Shoe stores -----	-5.4	-2.0	-0.5	2.4	2.4	1.5	1.6	1.0	1.2
564, 569	Other apparel, accessory stores -----	(D)	(D)	-58.6	-	(D)	0.0	(D)	0.1	0.2
57	Furniture, home furnishings, equipment stores -----	-3.7	-17.8	-6.0	5.8	5.7	4.5	5.7	3.9	5.0
5712	Furniture stores -----	-29.2	-29.8	-12.5	2.1	2.7	2.2	3.2	1.9	2.5
5713-15, 19	Other home furnishings stores -----	245.0	169.1	203.3	1.1	0.3	0.8	0.3	0.7	0.3
572, 573	Household appliance, radio, television, music stores -----	-5.7	-26.9	-23.4	2.6	2.6	1.5	2.2	1.4	2.2
58	Eating, drinking places -----	-23.3	4.0	15.1	4.6	5.6	7.3	7.3	7.9	8.1
5812	Eating places -----	-25.0	16.3	27.3	3.0	3.7	5.0	4.5	5.5	5.1
5813	Drinking places (alcoholic beverages) -----	-20.1	-15.4	-5.8	1.6	1.9	2.3	2.8	2.4	3.0
59 pt. (591)	Drug stores, proprietary stores -----	-30.2	8.0	25.3	1.5	2.0	3.3	3.2	3.1	2.9
59 ex. 591	Other retail stores ⁴ -----	-7.9	2.8	8.3	12.8	13.1	10.6	10.7	10.8	11.9
592	Liquor stores -----	-2.5	33.0	17.0	0.9	0.8	1.9	1.5	1.4	1.4
594	Book, stationery stores -----	(D)	172.1	48.9	0.4	(D)	0.4	0.2	0.2	0.2
595	Sporting goods stores, bicycle shops -----	-26.9	-36.9	-10.3	0.9	1.1	0.4	0.7	0.4	0.5
597	Jewelry stores -----	(D)	-35.8	-31.2	1.7	(D)	0.9	1.4	0.5	0.8
5992	Florists -----	-20.0	25.4	3.5	0.3	0.4	0.4	0.3	0.3	0.4
5996	Camera, photographic supply stores -----	-53.8	-53.8	-27.5	0.6	1.1	0.3	0.6	0.2	0.4
SELECTED SERVICES										
7011	Hotels, motels -----	(D)	(D)	18.6	(X)	(X)	(X)	(X)	(X)	(X)
783	Motion picture theaters -----	-27.1	(D)	(D)	(X)	(X)	(X)	(X)	(X)	(X)

Standard Notes: - Represents zero. (D) Withheld to avoid disclosure. (NA) Not available. (X) Not applicable. (-) Minus sign before number denotes decrease.

¹1958 group totals for SIC 53 and 56 may include data for "nonemployer" establishments which could not be classified and tabulated by detailed kinds of business.

²Excludes nonstore retailers (i.e., mail order, direct selling, merchandise vending machine operators) part of SIC 53.

³1958 data limited to "employer" establishments.

⁴Includes data for those kinds of business in SIC 59 (ex. 591) not covered in any of the lines below.

TABLE 5. CBD Sales as Percent of City and SMSA Sales: 1963 and 1958

SIC code	Kind of business	Central business district sales as—			
		Percent of city sales		Percent of standard metropolitan statistical area sales	
		1963	1958	1963	1958
	RETAIL STORES				
	Total ² -----	49.7	54.7	17.3	21.7
52	Lumber, building materials, hardware, farm equipment dealers -----	62.0	27.4	10.5	7.8
5251	Hardware stores -----	(D)	(D)	(D)	16.2
52 ex. 5251	Other -----	(D)	(D)	(D)	6.4
53 part ²	General merchandise group stores ^{1,2} -----	91.3	94.2	33.8	43.9
531	Department stores -----	(D)	100.0	(D)	57.4
533	Limited price variety stores -----	83.8	92.9	24.8	42.9
539	Miscellaneous general merchandise stores -----	(D)	40.0	(D)	6.0
54	Food stores -----	19.2	24.5	6.3	9.3
55 ex. 554	Automotive dealers -----	53.8	69.8	20.0	29.4
55 pt. (554)	Gasoline service stations -----	15.8	17.0	5.1	5.0
56	Apparel, accessory stores ¹ -----	88.5	89.7	47.5	49.0
561, 567	Men's, boys' apparel stores, custom tailors -----	93.7	(D)	64.3	(D)
562-3, 568	Women's clothing, specialty stores -----	89.7	91.1	59.8	64.5
562	Women's ready-to-wear stores ³ -----	89.1	95.3	61.6	64.8
565	Family clothing stores ³ -----	-	-	-	-
566	Shoe stores -----	79.9	82.7	39.6	41.7
564, 569	Other apparel, accessory stores -----	-	(D)	-	(D)
57	Furniture, home furnishings, equipment stores -----	63.5	54.3	25.4	24.8
5712	Furniture stores -----	47.3	46.9	18.9	23.4
5713-15, 19	Other home furnishings stores -----	67.3	52.5	28.8	25.3
572, 573	Household appliance, radio, television, music stores -----	84.2	65.3	32.3	26.3
58	Eating, drinking places -----	31.2	42.3	10.1	15.1
5812	Eating places -----	29.4	45.5	9.3	15.7
5813	Drinking places (alcoholic beverages) -----	35.2	37.3	11.9	14.0
59 pt. (591)	Drug stores, proprietary stores -----	22.1	34.1	8.2	14.6
59 ex. 591	Other retail stores ⁴ -----	60.2	67.3	20.4	24.0
592	Liquor stores -----	22.5	30.7	11.1	13.3
594	Book, stationery stores -----	49.9	(D)	29.4	(D)
595	Sporting goods stores, bicycle shops -----	100.0	86.4	43.5	53.4
597	Jewelry stores -----	98.7	(D)	60.9	(D)
5992	Florists -----	39.2	61.5	16.2	21.0
5996	Camera, photographic supply stores -----	100.0	100.0	44.1	69.0
	SELECTED SERVICES				
7011	Hotels, motels -----	(D)	(D)	29.0	(D)
783	Motion picture theaters -----	70.8	(D)	37.2	(D)

Standard Notes: - Represents zero. (D) Withheld to avoid disclosure. (NA) Not available.

¹1958 group totals for SIC 53 and 56 may include data for "nonemployer" establishments which could not be classified and tabulated by detailed kinds of business.

²Excludes nonstore retailers (i.e., mail order, direct selling, merchandise vending machine operators) part of SIC 53.

³1958 data limited to "employer" establishments.

⁴Includes data for those kinds of business in SIC 59 (ex. 591) not covered in any of the lines below.

TABLE 6. Other Major Retail Centers in the SMSA: 1963

MRC No. 1. Includes the planned center known as "New Hartford Shopping Center" bounded by N.Y.O. and W. R.R., Fenceline north of and paralleling Genesee St., Entrance roadway to New Hartford Shopping Center, Genesee, Wilbur Rd., and Wilbur Rd. extended (New Hartford village, and Oneida County)

SIC code	Kind of business	Total	SIC code	Kind of business	Number of establishments
	Retail stores, total:				
	Number -----	28	55 ex. 554	Automotive Dealers -----	-
	Sales ----- \$1,000--	13 797	55 pt. (554)	Gasoline service stations -----	-
54, 58, 591	Convenience goods stores:		56	Apparel, accessory stores -----	7
	Number -----	9	561, 567	Men's, boys' apparel stores, custom tailors -----	-
	Sales ----- \$1,000--	(D)	562-3, 568	Women's clothing, specialty stores -----	3
53 part, 56, 57	Shopping goods stores:		562	Women's ready-to-wear stores -----	2
	Number -----	12	565	Family clothing stores -----	1
	Sales ----- \$1,000--	8 899	566	Shoe stores -----	3
52, 55, 59 ex. 591	All other stores:		564, 569	Other apparel, accessory stores -----	-
	Number -----	7	57	Furniture, home furnishings, equipment stores -----	2
	Sales ----- \$1,000--	(D)	5712	Furniture stores -----	1
		Number of establishments	5713-15, 19	Other home furnishings stores -----	-
			572, 573	Household appliance, radio, television, music stores -----	1
	Retail stores, total -----	28	58	Eating, drinking places -----	3
52	Lumber, building materials, hardware, farm equipment dealers -----	1	5812	Eating places -----	3
5251	Hardware stores -----	-	5813	Drinking places (alcoholic beverages) -----	-
52 ex. 5251	Other -----	1	59 pt. (591)	Drug stores, proprietary stores -----	1
53 part	General merchandise group stores -----	3	59 ex. 591	Other retail stores -----	6
531	Department stores -----	1	592	Liquor stores -----	-
533	Limited price variety stores -----	2	594	Book, stationery stores -----	1
539	Miscellaneous general merchandise stores -----	-	595	Sporting goods stores, bicycle shops -----	1
			597	Jewelry stores -----	1
54	Food stores -----	5	5992	Florists -----	-
			5996	Camera, photographic supply stores -----	-

MRC No. 2. Includes establishments in the area bounded by Liberty, East side of Black River Blvd., North side of E. Dominick, Mohawk River, South side of E. Dominick, S. James, Erie Blvd., Madison, Willett, and N. George (Rome city)

SIC code	Kind of business	Total	SIC code	Kind of business	Number of establishments
	Retail stores, total:				
	Number -----	178	55 ex. 554	Automotive dealers -----	6
	Sales ----- \$1,000--	19 439	55 pt. (554)	Gasoline service stations -----	8
54, 58, 591	Convenience goods stores:		56	Apparel, accessory stores -----	27
	Number -----	63	561, 567	Men's, boys' apparel stores, custom tailors -----	6
	Sales ----- \$1,000--	4 404	562-3, 568	Women's clothing, specialty stores -----	12
53 part, 56, 57	Shopping goods stores:		562	Women's ready-to-wear stores -----	6
	Number -----	54	565	Family clothing stores -----	2
	Sales ----- \$1,000--	9 133	566	Shoe stores -----	6
52, 55, 59 ex. 591	All other stores:		564, 569	Other apparel, accessory stores -----	1
	Number -----	61	57	Furniture, home furnishings, equipment stores -----	20
	Sales ----- \$1,000--	5 902	5712	Furniture stores -----	8
		Number of establishments	5713-15, 19	Other home furnishings stores -----	2
			572, 573	Household appliance, radio, television, music stores -----	10
	Retail stores, total -----	178	58	Eating, drinking places -----	45
52	Lumber, building materials, hardware, farm equipment dealers -----	8	5812	Eating places -----	29
5251	Hardware stores -----	2	5813	Drinking places (alcoholic beverages) -----	15
52 ex. 5251	Other -----	6	59 pt. (591)	Drug stores, proprietary stores -----	2
53 part	General merchandise group stores -----	7	59 ex. 591	Other retail stores -----	39
531	Department stores -----	1	592	Liquor stores -----	5
533	Limited price variety stores -----	3	594	Book, stationery stores -----	3
539	Miscellaneous general merchandise stores -----	3	595	Sporting goods stores, bicycle shops -----	4
			597	Jewelry stores -----	9
54	Food stores -----	16	5992	Florists -----	-
			5996	Camera, photographic supply stores -----	3

Standard Notes: - Represents zero. (D) Withheld to avoid disclosure.

TABLE 6. Other Major Retail Centers in the SMSA: 1963—Continued

MRC No. 3. Includes establishments in the area bounded by: Church, Main, Court, Washington, George extended, West side of S. Main, Mohawk, S. Bellinger, North side of W. Albany Ave., and N. Prospect (Herkimer village, Herkimer County)

SIC code	Kind of business	Total	SIC code	Kind of business	Number of establishments
	Retail stores, total:				
	Number	96	55 ex. 554	Automotive Dealers	6
	Sales \$1,000	18 345	55 pt. (554)	Gasoline service stations	10
54, 58, 591	Convenience goods stores:		56	Apparel, accessory stores	16
	Number	32	561, 567	Men's, boys' apparel stores, custom tailors	5
	Sales \$1,000	7 147	562-3, 568	Women's clothing, specialty stores	7
53 part, 56, 57	Shopping goods stores:		562	Women's ready-to-wear stores	5
	Number	31	565	Family clothing stores	-
	Sales \$1,000	7 022	566	Shoe stores	4
52, 55, 59 ex. 591	All other stores:		564, 569	Other apparel, accessory stores	-
	Number	39	57	Furniture, home furnishings, equipment stores	8
	Sales \$1,000	4 176	5712	Furniture stores	3
		Number of establishments	5713-15, 19	Other home furnishings stores	1
			572, 573	Household appliance, radio, television, music stores	4
	Retail stores, total	96	58	Eating, drinking places	14
52	Lumber, building materials, hardware, farm equipment dealers	8	5812	Eating places	10
5251	Hardware stores	2	5813	Drinking places (alcoholic beverages)	4
52 ex. 5251	Other	6	59 pt. (591)	Drug stores, proprietary stores	3
53 part	General merchandise group stores	6	59 ex. 591	Other retail stores	13
531	Department stores	3	592	Liquor stores	3
533	Limited price variety stores	2	594	Book, stationery stores	1
539	Miscellaneous general merchandise stores	1	595	Sporting goods stores, bicycle shops	-
			597	Jewelry stores	2
			5992	Florists	2
54	Food stores	12	5996	Camera, photographic supply stores	1

MRC No. 4. Includes the planned center known as "Mohawk Shopping Center" at the intersection of Black River Blvd. and E. Chestnut St. and establishments in the 1700 block of Black River Blvd. (Rome city)

SIC code	Kind of business	Total	SIC code	Kind of business	Number of establishments
	Retail stores, total:				
	Number	28	55 ex. 554	Automotive dealers	1
	Sales \$1,000	8 475	55 pt. (554)	Gasoline service stations	3
54, 58, 591	Convenience goods stores:		56	Apparel, accessory stores	5
	Number	10	561, 567	Men's, boys' apparel stores, custom tailors	-
	Sales \$1,000	3 553	562-3, 568	Women's clothing, specialty stores	2
53 part, 56, 57	Shopping goods stores:		562	Women's ready-to-wear stores	2
	Number	11	565	Family clothing stores	-
	Sales \$1,000	(D)	566	Shoe stores	2
52, 55, 59 ex. 591	All other stores:		564, 569	Other apparel, accessory stores	1
	Number	7	57	Furniture, home furnishings, equipment stores	3
	Sales \$1,000	(D)	5712	Furniture stores	-
		Number of establishments	5713-15, 19	Other home furnishings stores	2
			572, 573	Household appliance, radio, television, music stores	1
	Retail stores, total	28	58	Eating, drinking places	5
52	Lumber, building materials, hardware, farm equipment dealers	1	5812	Eating places	5
5251	Hardware stores	1	5813	Drinking places (alcoholic beverages)	-
52 ex. 5251	Other	-	59 pt. (591)	Drug stores, proprietary stores	1
53 part	General merchandise group stores	3	59 ex. 591	Other retail stores	2
531	Department stores	1	592	Liquor stores	-
533	Limited price variety stores	2	594	Book, stationery stores	1
539	Miscellaneous general merchandise stores	-	595	Sporting goods stores, bicycle shops	-
			597	Jewelry stores	-
			5992	Florists	1
54	Food stores	4	5996	Camera, photographic supply stores	1

Standard Notes: - Represents zero. (D) Withheld to avoid disclosure. (NA) Not available.

Waco, Tex., SMSA

CONTENTS

[Page numbers listed here omit the chapter prefix, 109-, which appears as part of number for each page]

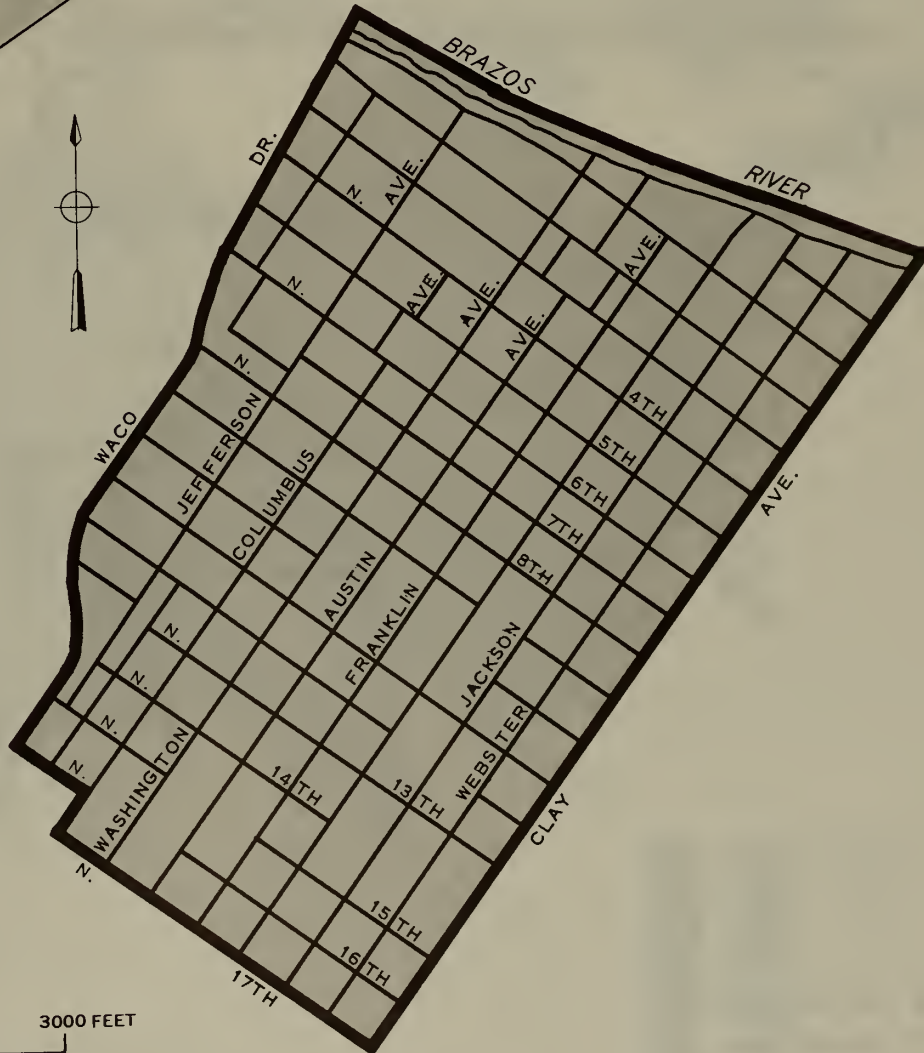
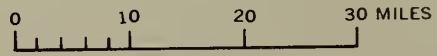
	page
Standard Metropolitan Statistical Area Map	1
Chart on Retail Sales: 1963 and 1958	3
TABLE 1 The Central Business District: 1963 and 1958	4
2 The City: 1963 and 1958	5
3 The Standard Metropolitan Statistical Area: 1963 and 1958	6
4 CBD, City, SMSA—Sales Comparisons: 1958 and 1963	7
5 CBD Sales as Percent of City and SMSA Sales: 1963 and 1958	8
6 Other Major Retail Centers in the SMSA: 1963	9

WACO, TEXAS

Standard Metropolitan Statistical Area, Central Business District, and Major Retail Centers

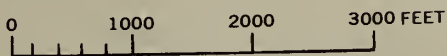


STANDARD METROPOLITAN
STATISTICAL AREA
& CENTRAL CITY



CENTRAL
BUSINESS
DISTRICT

Comprising Census Tract 1



WACO, TEXAS

Standard Metropolitan Statistical Area, Central Business District, and Major Retail Centers



MCLENNAN CO.


CITY & MAJOR RETAIL CENTERS

0 1 2 3 MILES


- Central Business District
- ① Major Retail Centers

Waco SMSA


Retail Sales: 1958 and 1963 IN MILLIONS OF DOLLARS



Waco



Percent Change in Sales, 1958-1963 by Types of Stores



1963 CENSUS OF BUSINESS, U.S. Department of Commerce, Bureau of the Census

TABLE 1. The Central Business District: 1963 and 1958

SIC code	Kind of business	1963				1958 ¹		
		Estab- lish- ments	Sales	Payroll, entire year	Paid employees, workweek ended nearest Nov. 15	Estab- lish- ments	Sales	Payroll, entire year
		(number)	(\$1,000)	(\$1,000)	(number)	(number)	(\$1,000)	(\$1,000)
	RETAIL STORES							
	Total ²	276	54 469	6 524	2 364	318	57 414	7 176
52	Lumber, building materials, hardware, farm equip- ment dealers	13	3 504	401	105	20	4 210	468
5251	Hardware stores	-	-	-	-	2	(D)	(D)
52 ex. 5251	Other	13	3 504	401	105	18	(D)	(D)
53 part ²	General merchandise group stores ²	12	7 257	1 260	709	17	10 949	1 728
531	Department stores	4	5 631	1 007	594	4	9 424	1 483
533	Limited price variety stores	3	870	167	76	4	1 157	219
539	Miscellaneous general merchandise stores	5	756	86	39	9	368	26
54	Food stores	16	2 631	162	57	16	3 000	172
55 ex. 554	Automotive dealers	37	23 023	1 991	494	54	20 415	1 877
55 pt. (554)	Gasoline service stations	26	1 229	119	54	18	1 236	131
56	Apparel, accessory stores	27	3 191	447	166	42	4 965	1 014
561, 567	Men's, boys' apparel stores, custom tailors	5	643	103	37	5	735	100
562-3, 568	Women's clothing, specialty stores	10	1 065	153	72	11	1 764	274
562	Women's ready-to-wear stores ³	5	751	100	49	8	1 667	258
565	Family clothing stores ³	3	(D)	(D)	(D)	7	(D)	(D)
566	Shoe stores	7	1 344	183	51	15	1 325	204
564, 569	Other apparel, accessory stores	2	(D)	(D)	(D)	4	(D)	(D)
57	Furniture, home furnishings, equipment stores	34	4 599	678	183	34	4 965	699
5712	Furniture stores	19	2 002	251	83	13	(D)	(D)
5713-15, 19	Other home furnishings stores	1	(D)	(D)	(D)	4	(D)	(D)
572, 573	Household appliance, radio, television, music stores	14	(D)	(D)	(D)	17	2 734	425
58	Eating, drinking places	51	2 049	489	249	63	2 008	468
5812	Eating places	32	1 700	457	225	36	1 556	429
5813	Drinking places (alcoholic beverages)	19	349	32	24	27	452	39
59 pt. (591)	Drug stores, proprietary stores	9	999	146	63	7	776	101
59 ex. 591	Other retail stores ⁴	51	5 987	831	284	47	4 890	518
592	Liquor stores	3	36	1	1	2	(D)	(D)
594	Book, stationery stores	2	(D)	(D)	(D)	-	-	-
595	Sporting goods stores, bicycle shops	-	-	-	-	3	(D)	(D)
597	Jewelry stores	8	1 287	184	58	7	1 194	158
5992	Florists	4	590	130	45	3	341	48
5996	Camera, photographic supply stores	-	-	-	-	-	-	-
	SELECTED SERVICES							
7011	Hotels, motels	10	900	336	198	6	(D)	(D)
783	Motion picture theaters	4	324	91	53	4	409	92

Standard Notes: - Represents zero. (D) Withheld to avoid disclosure. (NA) Not available.

¹1958 group totals for SIC 53 and 56 may include data for "nonemployer" establishments which could not be classified and tabulated by detailed kinds of business.

²Excludes nonstore retailers (i.e., mail order, direct selling, merchandise vending machine operators) part of SIC 53.

³1958 data limited to "employer" establishments.

⁴Includes data for those kinds of business in SIC 59 (ex. 591) not covered in any of the lines below.

TABLE 2. The City: 1963 and 1958

SIC code	Kind of business	1963				1958 ¹		
		Estab- lish- ments (number)	Sales (\$1,000)	Payroll, entire year (\$1,000)	Paid employees, workweek ended nearest Nov. 15 (number)	Estab- lish- ments (number)	Sales (\$1,000)	Payroll, entire year (\$1,000)
	RETAIL STORES							
	Total ² -----	1 094	154 604	17 846	6 530	1 108	142 007	(D)
52	Lumber, building materials, hardware, farm equip- ment dealers -----	33	5 851	756	187	59	8 608	863
5251	Hardware stores -----	1	(D)	(D)	(D)	10	586	(D)
52 ex. 5251	Other -----	32	(D)	(D)	(D)	49	8 022	(D)
53 part ³	General merchandise group stores ² -----	42	27 795	4 138	1 716	40	21 997	3 380
531	Department stores -----	8	20 253	3 174	1 327	(NA)	(NA)	(NA)
533	Limited price variety stores -----	15	2 705	448	186	16	2 328	400
539	Miscellaneous general merchandise stores -----	19	4 837	516	203	(NA)	(NA)	(NA)
54	Food stores -----	195	34 300	2 222	772	227	32 421	1 853
55 ex. 554	Automotive dealers -----	96	34 498	2 972	722	98	30 055	2 626
55 pt. (554)	Gasoline service stations -----	159	9 244	906	392	151	9 566	937
56	Apparel, accessory stores -----	60	6 448	850	313	66	6 527	880
561, 567	Men's, boys' apparel stores, custom tailors -----	7	(D)	(D)	(D)	5	735	100
562-3, 568	Women's clothing, specialty stores -----	29	2 767	364	146	23	2 620	381
562	Women's ready-to-wear stores ³ -----	20	2 359	301	116	18	2 453	357
565	Family clothing stores ³ -----	6	451	40	22	8	1 199	118
566	Shoe stores -----	17	2 238	297	90	24	(D)	(D)
564, 569	Other apparel, accessory stores -----	1	(D)	(D)	(D)	4	(D)	(D)
57	Furniture, home furnishings, equipment stores -----	70	9 143	1 380	381	74	8 101	1 103
5712	Furniture stores -----	31	2 718	343	115	(NA)	(NA)	(NA)
5713-15, 19	Other home furnishings stores -----	11	1 832	368	102	(NA)	(NA)	(NA)
572, 573	Household appliance, radio, television, music stores -----	28	4 593	669	164	34	3 794	564
58	Eating, drinking places -----	250	10 085	2 332	1 182	217	8 568	1 742
5812	Eating places -----	175	8 741	2 210	1 100	139	7 162	1 611
5813	Drinking places (alcoholic beverages) -----	75	1 344	122	82	78	1 406	131
59 pt. (591)	Drug stores, proprietary stores -----	40	6 150	900	396	42	4 733	789
59 ex. 591	Other retail stores ⁴ -----	149	11 090	1 390	469	134	11 431	(D)
592	Liquor stores -----	8	(D)	(D)	(D)	6	(D)	(D)
594	Book, stationery stores -----	10	143	17	10	3	114	(D)
595	Sporting goods stores, bicycle shops -----	2	(D)	(D)	(D)	4	(D)	(D)
597	Jewelry stores -----	11	1 794	246	79	20	2 434	283
5992	Florists -----	15	759	138	49	(NA)	(NA)	(NA)
5996	Camera, photographic supply stores -----	-	(D)	(D)	(D)	(NA)	(NA)	(NA)
	SELECTED SERVICES							
7011	Hotels, motels -----	32	1 711	(D)	(D)	28	(D)	(D)
783	Motion picture theaters -----	8	603	128	84	10	(D)	(D)

Standard Notes: - Represents zero. (D) Withheld to avoid disclosure. (NA) Not available.

¹1958 group totals for SIC 53 and 56 may include data for "nonemployer" establishments which could not be classified and tabulated by detailed kinds of business.

²Excludes nonstore retailers (i.e., mail order, direct selling, merchandise vending machine operators) part of SIC 53.

³1958 data limited to "employer" establishments.

⁴Includes data for those kinds of business in SIC 59 (ex. 591) not covered in any of the lines below.

TABLE 3. The Standard Metropolitan Statistical Area: 1963 and 1958¹

SIC code	Kind of business	1963				1958 ¹		
		Estab- lish- ments (number)	Sales (\$1,000)	Payroll, entire year (\$1,000)	Paid employees, workweek ended nearest Nov. 15 (number)	Estab- lish- ments (number)	Sales (\$1,000)	Payroll, entire year (\$1,000)
	RETAIL STORES							
	Total ² -----	1 527	187 008	20 349	7 687	1 567	165 663	17 170
52	Lumber, building materials, hardware, farm equip- ment dealers -----	57	8 889	1 055	283	88	10 402	1 032
5251	Hardware stores -----	4	416	63	19	19	816	48
52 ex. 5251	Other -----	53	8 473	992	264	69	9 586	984
53 part ³	General merchandise group stores ² -----	58	28 482	4 209	1 751	78	23 456	3 454
531	Department stores -----	8	20 253	3 174	1 327	7	18 981	2 927
533	Limited price variety stores -----	20	2 849	465	197	23	2 517	422
539	Miscellaneous general merchandise stores -----	30	5 380	570	227	(NA)	(NA)	(NA)
54	Food stores -----	293	44 180	2 746	998	337	39 828	2 179
55 ex. 554	Automotive dealers -----	123	40 252	3 304	824	126	33 603	2 870
55 pt. (554)	Gasoline service stations -----	231	12 751	1 149	512	220	12 201	1 107
56	Apparel, accessory stores -----	72	7 203	941	360	79	6 986	915
561, 567	Men's, boys' apparel stores, custom tailors -----	8	1 059	186	62	5	735	100
562-3, 568	Women's clothing, specialty stores -----	33	2 869	371	151	29	2 758	387
562	Women's ready-to-wear stores ³ -----	23	2 419	306	119	21	2 513	(D)
565	Family clothing stores ³ -----	12	(D)	(D)	(D)	13	(D)	(D)
566	Shoe stores -----	17	2 238	297	90	25	1 815	265
564, 569	Other apparel, accessory stores -----	2	(D)	(D)	(D)	5	(D)	(D)
57	Furniture, home furnishings, equipment stores -----	84	9 896	1 457	402	95	9 034	1 199
5712	Furniture stores -----	41	3 311	409	130	43	3 902	461
5713-15, 19	Other home furnishings stores -----	11	1 832	368	102	11	1 075	161
572, 573	Household appliance, radio, television, music stores -----	32	4 753	680	170	41	4 057	577
58	Eating, drinking places -----	356	12 837	2 866	1 533	301	10 534	1 996
5812	Eating places -----	235	10 729	2 670	1 411	181	8 296	1 791
5813	Drinking places (alcoholic beverages) -----	121	2 108	196	122	120	2 238	205
59 pt. (591)	Drug stores, proprietary stores -----	55	7 213	1 024	463	55	5 541	867
59 ex. 591	Other retail stores ⁴ -----	198	15 305	1 598	561	188	14 078	1 551
592	Liquor stores -----	21	2 378	98	40	8	566	(D)
594	Book, stationery stores -----	10	143	17	10	5	128	(D)
595	Sporting goods stores, bicycle shops -----	4	171	20	10	5	(D)	(D)
597	Jewelry stores -----	13	1 824	246	79	20	2 434	283
5992	Florists -----	20	845	147	58	17	631	91
5996	Camera, photographic supply stores -----	-	(D)	(D)	(D)	1	(D)	(D)
	SELECTED SERVICES							
7011	Hotels, motels -----	37	1 759	(D)	(D)	33	2 175	(D)
783	Motion picture theaters -----	11	642	135	93	20	846	(D)

Standard Notes: - Represents zero. (D) Withheld to avoid disclosure. (NA) Not available.

¹1958 group totals for SIC 53 and 56 may include data for "nonemployer" establishments which could not be classified and tabulated by detailed kinds of business.

²Excludes nonstore retailers (i.e., mail order, direct selling, merchandise vending machine operators) part of SIC 53.

³1958 data limited to "employer" establishments.

⁴Includes data for those kinds of business in SIC 59 (ex. 591) not covered in any of the lines below.

TABLE 4. CBD, City, SMSA—Sales Comparisons: 1958 and 1963

SIC code	Kind of business	Percent change in sales			Percent distribution of sales					
		Central business district	City	Standard metropolitan statistical area	Central business district		City		Standard metropolitan statistical area	
					1963	1958	1963	1958	1963	1958
RETAIL STORES										
	Total ² -----	-5.1	8.9	12.9	100.0	100.0	100.0	100.0	100.0	100.0
52	Lumber, building materials, hardware, farm equipment dealers -----	-16.8	-32.0	-14.6	6.4	7.3	3.8	6.1	4.7	6.3
5251	Hardware stores -----	(D)	(D)	-49.0	-	(D)	(D)	0.4	0.2	0.5
52 ex. 5251	Other -----	(D)	(D)	-11.6	6.4	(D)	(D)	5.6	4.5	5.8
53 part ¹	General merchandise group stores ^{1,2} -----	-33.7	26.3	21.4	13.3	19.1	18.0	15.5	15.2	14.2
531	Department stores -----	-40.2	(NA)	6.7	10.3	16.4	13.1	(NA)	10.8	11.5
533	Limited price variety stores -----	-24.8	16.2	13.2	1.6	2.0	1.7	1.6	1.5	1.5
539	Miscellaneous general merchandise stores -----	105.4	(NA)	(NA)	1.4	0.6	3.1	(NA)	2.9	(NA)
54	Food stores -----	-12.3	5.8	10.9	4.8	5.2	22.2	22.8	23.6	24.0
55 ex. 554	Automotive dealers -----	12.8	14.8	19.8	42.3	35.5	22.3	21.2	21.5	20.3
55 pt. (554)	Gasoline service stations -----	-0.6	-3.4	4.5	2.3	2.1	6.0	6.7	6.8	7.4
56	Apparel, accessory stores ¹ -----	-35.7	-1.2	3.1	5.9	8.6	4.2	4.6	3.8	4.2
561, 567	Men's, boys' apparel stores, custom tailors -----	-12.5	(D)	44.1	1.2	1.3	(D)	0.5	0.6	0.4
562-3, 568	Women's clothing, specialty stores -----	-39.6	5.6	4.0	2.0	3.1	1.8	1.8	1.5	1.7
562	Women's ready-to-wear stores ³ -----	-54.9	-3.8	-3.8	1.4	2.9	1.5	1.7	1.3	1.5
565	Family clothing stores ³ -----	(D)	-62.4	(D)	(D)	(D)	0.3	0.8	(D)	(D)
566	Shoe stores -----	1.4	(D)	23.3	2.5	2.3	1.4	(D)	1.2	1.1
564, 569	Other apparel, accessory stores -----	(D)	(D)	(D)	(D)	(D)	(D)	(D)	(D)	(D)
57	Furniture, home furnishings, equipment stores -----	-7.4	12.9	9.5	8.4	8.6	5.9	5.7	5.3	5.5
5712	Furniture stores -----	(D)	(NA)	-15.1	3.7	(D)	1.8	(NA)	1.8	2.3
5713-15, 19	Other home furnishings stores -----	(D)	(NA)	70.4	(D)	(D)	1.2	(NA)	1.0	0.6
572, 573	Household appliance, radio, television, music stores -----	(D)	21.0	17.1	(D)	4.8	3.0	2.7	2.5	2.4
58	Eating, drinking places -----	2.0	17.7	21.9	3.8	3.5	6.5	6.0	6.9	6.3
5812	Eating places -----	9.2	22.0	29.3	3.1	2.7	5.7	5.0	5.7	5.0
5813	Drinking places (alcoholic beverages) -----	-22.8	-4.4	-5.8	0.6	0.8	0.9	1.0	1.1	1.3
59 pt. (591)	Drug stores, proprietary stores -----	28.7	29.9	30.2	1.8	1.3	4.0	3.3	3.9	3.3
59 ex. 591	Other retail stores ⁴ -----	22.4	-3.0	8.7	11.0	8.5	7.2	8.0	8.2	8.5
592	Liquor stores -----	(D)	(D)	320.1	0.1	(D)	(D)	(D)	1.3	0.3
594	Book, stationery stores -----	(D)	25.4	11.7	(D)	-	0.1	0.1	0.1	0.1
595	Sporting goods stores, bicycle shops -----	(D)	(D)	(D)	-	(D)	(D)	(D)	0.1	(D)
597	Jewelry stores -----	7.8	-26.3	-25.1	2.4	2.1	1.2	1.7	1.0	1.5
5992	Florists -----	73.1	(NA)	33.9	1.1	0.6	0.5	(NA)	0.4	0.4
5996	Camera, photographic supply stores -----	-	(D)	(D)	-	-	(D)	(NA)	(D)	(D)
SELECTED SERVICES										
7011	Hotels, motels -----	(D)	(D)	-19.1	(X)	(X)	(X)	(X)	(X)	(X)
783	Motion picture theaters -----	-20.8	(D)	-24.1	(X)	(X)	(X)	(X)	(X)	(X)

Standard Notes: - Represents zero. (D) Withheld to avoid disclosure. (NA) Not available. (X) Not applicable. (-) Minus sign before number denotes decrease.

¹1958 group totals for SIC 53 and 56 may include data for "nonemployer" establishments which could not be classified and tabulated by detailed kinds of business.

²Excludes nonstore retailers (i.e., mail order, direct selling, merchandise vending machine operators) part of SIC 53.

³1958 data limited to "employer" establishments.

⁴Includes data for those kinds of business in SIC 59 (ex. 591) not covered in any of the lines below.

TABLE 5. CBD Sales as Percent of City and SMSA Sales: 1963 and 1958

SIC code	Kind of business	Central business district sales as—			
		Percent of city sales		Percent of standard metropolitan statistical area sales	
		1963	1958	1963	1958
	RETAIL STORES				
	Total ² -----	35.2	40.4	29.1	34.6
52	Lumber, building materials, hardware, farm equipment dealers -----	59.9	48.9	39.4	40.5
5251	Hardware stores -----	(D)	(D)	-	(D)
52 ex. 5251	Other -----	(D)	(D)	41.3	(D)
53 part ²	General merchandise group stores ^{1,2} -----	26.1	49.8	25.5	46.7
531	Department stores -----	27.8	(NA)	27.8	49.6
533	Limited price variety stores -----	32.2	49.7	30.5	46.0
539	Miscellaneous general merchandise stores -----	15.6	(NA)	14.0	(NA)
54	Food stores -----	7.7	9.2	5.9	7.5
55 ex. 554	Automotive dealers -----	66.7	67.9	57.2	60.7
55 pt. (554)	Gasoline service stations -----	13.3	12.9	9.6	10.1
56	Apparel, accessory stores ¹ -----	49.5	76.1	44.3	71.1
561, 567	Men's, boys' apparel stores, custom tailors -----	(D)	100.0	60.7	100.0
562-3, 568	Women's clothing, specialty stores -----	38.5	67.3	37.1	63.9
562	Women's ready-to-wear stores ³ -----	31.8	67.9	31.0	66.3
565	Family clothing stores ³ -----	(D)	(D)	(D)	(D)
566	Shoe stores -----	60.0	(D)	60.0	73.0
564, 569	Other apparel, accessory stores -----	(D)	(D)	(D)	(D)
57	Furniture, home furnishings, equipment stores -----	50.3	61.3	46.5	54.9
5712	Furniture stores -----	73.6	(NA)	60.5	(D)
5713-15, 19	Other home furnishings stores -----	(D)	(NA)	(D)	(D)
572, 573	Household appliance, radio, television, music stores -----	(D)	72.1	(D)	67.4
58	Eating, drinking places -----	20.3	23.4	16.0	19.1
5812	Eating places -----	19.4	21.7	15.8	18.7
5813	Drinking places (alcoholic beverages) -----	26.0	32.1	16.6	20.2
59 pt. (591)	Drug stores, proprietary stores -----	16.2	16.4	13.8	14.0
59 ex. 591	Other retail stores ⁴ -----	54.0	42.7	39.1	34.7
592	Liquor stores -----	(D)	(D)	1.5	(D)
594	Book, stationery stores -----	(D)	-	(D)	-
595	Sporting goods stores, bicycle shops -----	-	(D)	-	(D)
597	Jewelry stores -----	71.7	49.0	70.5	49.0
5992	Florists -----	77.7	(NA)	69.8	54.0
5996	Camera, photographic supply stores -----	-	-	-	-
	SELECTED SERVICES				
7011	Hotels, motels -----	52.6	(D)	51.2	(D)
783	Motion picture theaters -----	53.7	(D)	50.5	48.3

Standard Notes: - Represents zero. (D) Withheld to avoid disclosure. (NA) Not available

¹1958 group totals for SIC 53 and 56 may include data for "nonemployer" establishments which could not be classified and tabulated by detailed kinds of business.

²Excludes nonstore retailers (i.e., mail order direct selling, merchandise vending machine operators) part of SIC 53.

³1958 data limited to "employer" establishments.

⁴Includes data for those kinds of business in SIC 59 (ex. 591) not covered in any of the lines below.

TABLE 6. Other Major Retail Centers in the SMSA: 1963

MRC No. 1. Includes the planned center known as "Westview Village Shopping Center" and establishments on N. Valley Mills Dr. from Waco Dr. W. to Sanger Ave.; and New Road from Waco Dr. W. to N. Valley Mills Dr.; and on Waco Dr. W. from N. Valley Mills Dr. to New Road (Waco city)

SIC code	Kind of business	Total	SIC code	Kind of business	Number of establishments
	Retail stores, total:				
	Number -----	43	55 ex. 554	Automotive Dealers -----	2
	Sales ----- \$1,000--	11 831	55 pt. (554)	Gasoline service stations -----	3
54, 58, 591	Convenience goods stores:		56	Apparel, accessory stores -----	7
	Number -----	11	561, 567	Men's, boys' apparel stores, custom tailors -----	1
	Sales ----- \$1,000--	2 846	562-3, 568	Women's clothing, specialty stores -----	2
53 part, 56, 57	Shopping goods stores:		562	Women's ready-to-wear stores -----	2
	Number -----	17	565	Family clothing stores -----	1
	Sales ----- \$1,000--	6 139	566	Shoe stores -----	2
52, 55, 59 ex. 591	All other stores:		564, 569	Other apparel, accessory stores -----	1
	Number -----	15	57	Furniture, home furnishings, equipment stores -----	7
	Sales ----- \$1,000--	2 846	5712	Furniture stores -----	1
			5713-15, 19	Other home furnishings stores -----	4
		Number of establishments	572, 573	Household appliance, radio, television, music stores -----	2
	Retail stores, total -----	43	58	Eating, drinking places -----	6
52	Lumber, building materials, hardware, farm equipment dealers -----	6	5812	Eating places -----	5
5251	Hardware stores -----	1	5813	Drinking places (alcoholic beverages) -----	1
52 ex. 5251	Other -----	5	59 pt. (591)	Drug stores, proprietary stores -----	2
53 part	General merchandise group stores -----	3	59 ex. 591	Other retail stores -----	4
531	Department stores -----	1	592	Liquor stores -----	-
533	Limited price variety stores -----	1	594	Book, stationery stores -----	-
539	Miscellaneous general merchandise stores -----	1	595	Sporting goods stores, bicycle shops -----	-
			597	Jewelry stores -----	1
54	Food stores -----	3	5992	Florists -----	1
			5996	Camera, photographic supply stores -----	-

MRC No. 2. Includes the planned center known as "Lake Air Shopping Center" and establishments on Bosque Blvd. from N. 46th St. to N. 60th St., and establishments on N. Valley Mills Dr. at its intersection with Bosque Blvd. (Waco city)

SIC code	Kind of business	Total	SIC code	Kind of business	Number of establishments
	Retail stores, total:				
	Number -----	57	55 ex. 554	Automotive dealers -----	-
	Sales ----- \$1,000--	13 120	55 pt. (554)	Gasoline service stations -----	6
54, 58, 591	Convenience goods stores:		56	Apparel, accessory stores -----	14
	Number -----	15	561, 567	Men's, boys' apparel stores, custom tailors -----	3
	Sales ----- \$1,000--	3 781	562-3, 568	Women's clothing, specialty stores -----	5
53 part, 56, 57	Shopping goods stores:		562	Women's ready-to-wear stores -----	4
	Number -----	22	565	Family clothing stores -----	-
	Sales ----- \$1,000--	7 984	566	Shoe stores -----	4
52, 55, 59 ex. 591	All other stores:		564, 569	Other apparel, accessory stores -----	2
	Number -----	20	57	Furniture, home furnishings, equipment stores -----	2
	Sales ----- \$1,000--	1 355	5712	Furniture stores -----	-
		Number of establishments	5713-15, 19	Other home furnishings stores -----	1
			572, 573	Household appliance, radio, television, music stores -----	1
	Retail stores, total -----	57	58	Eating, drinking places -----	6
52	Lumber, building materials, hardware, farm equipment dealers -----	2	5812	Eating places -----	6
5251	Hardware stores -----	1	5813	Drinking places (alcoholic beverages) -----	-
52 ex. 5251	Other -----	1	59 pt. (591)	Drug stores, proprietary stores -----	2
53 part	General merchandise group stores -----	6	59 ex. 591	Other retail stores -----	12
531	Department stores -----	2	592	Liquor stores -----	2
533	Limited price variety stores -----	1	594	Book, stationery stores -----	1
539	Miscellaneous general merchandise stores -----	3	595	Sporting goods stores, bicycle shops -----	1
			597	Jewelry stores -----	1
54	Food stores -----	7	5992	Florists -----	-
			5996	Camera, photographic supply stores -----	-

Standard Notes: - Represents zero. (D) Withheld to avoid disclosure. (NA) Not available.

Washington, D.C.-Md.-Va., SMSA

CONTENTS

[Page numbers listed here omit the chapter prefix, 110-, which appears as part of number for each page]

	page
Standard Metropolitan Statistical Area Map	1
Chart on Retail Sales: 1963 and 1958	3
TABLE 1 The Central Business District: 1963 and 1958	4
2 The City: 1963 and 1958	5
3 The Standard Metropolitan Statistical Area: 1963 and 1958	6
4 CBD, City, SMSA—Sales Comparisons: 1958 and 1963	7
5 CBD Sales as Percent of City and SMSA Sales: 1963 and 1958	8
6 Other Major Retail Centers in the SMSA: 1963	9

WASHINGTON, D.C.-MD.-VA.

Standard Metropolitan Statistical Area, Central Business District, and Major Retail Centers

STANDARD METROPOLITAN
STATISTICAL AREA
& CENTRAL CITY

0 10 20 MILES



CENTRAL
BUSINESS
DISTRICT

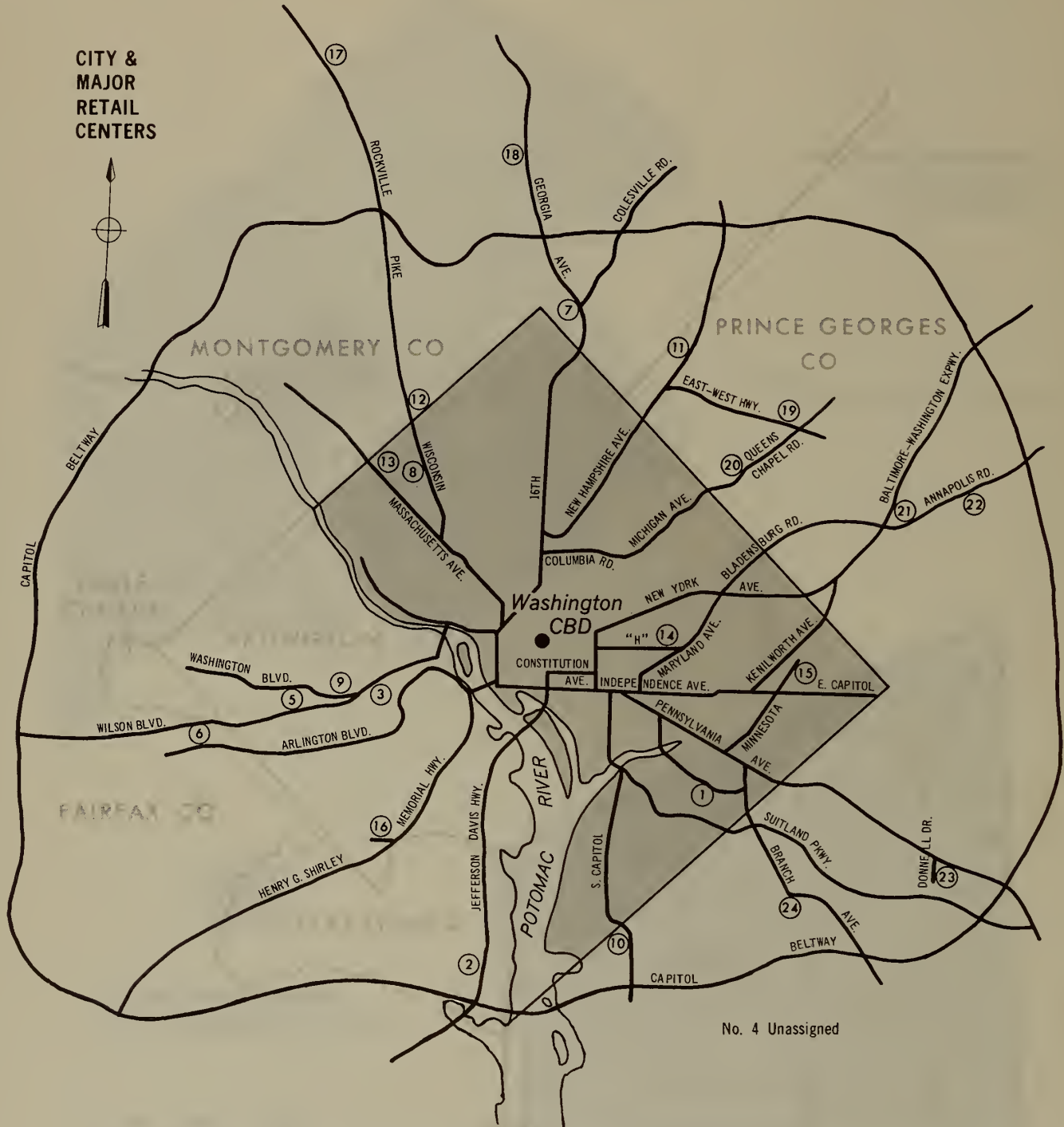
Comprising Census Tracts
51, 52.2, 53.2, 54.2, 57.2 and 58

0 1000 2000 3000 FEET

WASHINGTON, D.C.-MD.-VA.


Standard Metropolitan Statistical Area, Central Business District, and Major Retail Centers

CITY & MAJOR RETAIL CENTERS




No. 4 Unassigned

- Central Business District
- ① Major Retail Centers




Washington D.C. SMSA

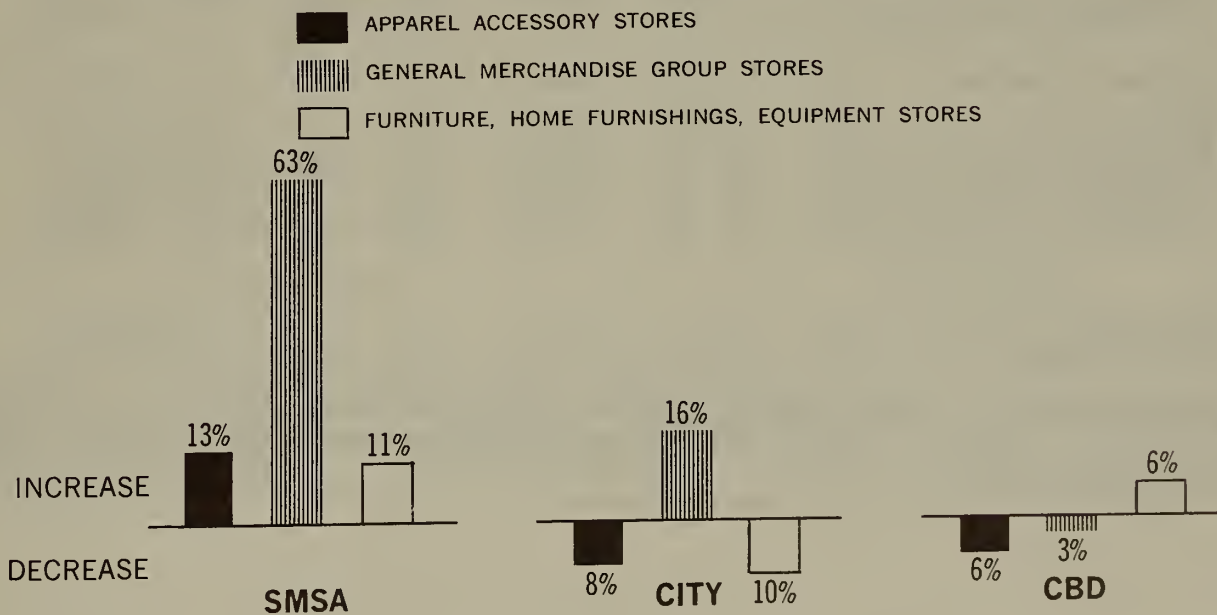
Retail Sales: 1958 and 1963 IN MILLIONS OF DOLLARS



Washington D.C.



Percent Change in Sales, 1958-1963 by Types of Stores



1963 CENSUS OF BUSINESS, U.S. Department of Commerce, Bureau of the Census

TABLE 1. The Central Business District: 1963 and 1958

SIC code	Kind of business	1963				1958 ¹		
		Estab- lish- ments (number)	Sales (\$1,000)	Payroll, entire year (\$1,000)	Paid employees, workweek ended nearest Nov. 15 (number)	Estab- lish- ments (number)	Sales (\$1,000)	Payroll, entire year (\$1,000)
	RETAIL STORES							
	Total ^{2,f} -----	1 252	406 930	89 444	24 085	1 371	389 673	76 490
52	Lumber, building materials, hardware, farm equip- ment dealers-----	10	1 067	218	37	8	1 328	191
5251	Hardware stores-----	3	415	44	16	2	(D)	(D)
52 ex. 5251	Other-----	7	652	174	21	6	(D)	(D)
53 part ²	General merchandise group stores ² -----	41	128 310	36 687	9 619	27	132 418	30 930
531	Department stores-----	5	113 950	34 006	8 766	6	120 460	28 809
533	Limited price variety stores-----	12	9 243	1 578	628	7	9 866	1 784
539	Miscellaneous general merchandise stores-----	24	5 117	1 103	225	14	2 092	337
54	Food stores-----	89	9 777	1 183	369	111	11 195	1 197
55 ex. 554	Automotive dealers ^f -----	7	8 078	958	143	13	11 865	1 419
55 pt. (554)	Gasoline service stations-----	20	3 448	448	119	18	2 902	376
56	Apparel, accessory stores-----	247	72 079	13 271	3 145	288	76 283	12 682
561, 567	Men's, boys' apparel stores, custom tailors-----	70	18 069	3 204	614	80	18 088	3 099
562-3, 568	Women's clothing, specialty stores-----	106	29 484	5 640	1 577	119	31 940	4 949
562	Women's ready-to-wear stores ³ -----	66	24 328	4 679	1 344	80	27 193	4 204
565	Family clothing stores ³ -----	9	8 770	1 850	411	15	10 256	2 103
566	Shoe stores-----	57	14 718	2 459	497	67	15 068	2 407
564, 569	Other apparel, accessory stores-----	5	1 038	118	46	7	931	124
57	Furniture, home furnishings, equipment stores-----	88	40 501	7 146	1 465	102	38 090	6 076
5712	Furniture stores-----	27	21 774	4 477	912	30	14 118	2 738
5713-15, 19	Other home furnishings stores-----	21	2 464	396	123	25	3 955	762
572, 573	Household appliance, radio, television, music stores-----	40	16 263	2 273	430	47	20 017	2 576
58	Eating, drinking places-----	342	58 070	16 452	6 164	385	48 180	13 523
5812	Eating places-----	305	52 480	15 081	5 659	358	45 278	12 933
5813	Drinking places (alcoholic beverages)-----	37	5 590	1 371	505	27	2 902	590
59 pt. (591)	Drug stores, proprietary stores-----	59	23 816	3 769	1 085	57	19 708	3 330
59 ex. 591	Other retail stores ^{4,f} -----	349	61 784	9 312	1 939	362	47 704	6 766
592	Liquor stores-----	34	17 552	882	198	36	13 320	640
594	Book, stationery stores-----	28	3 423	574	136	28	3 650	562
595	Sporting goods stores, bicycle shops-----	7	2 342	399	72	8	2 180	348
597	Jewelry stores-----	57	9 396	1 520	323	68	8 541	1 656
5992	Florists-----	20	2 381	633	153	25	2 228	490
5996	Camera, photographic supply stores-----	16	4 342	565	98	16	3 190	419
	SELECTED SERVICES							
7011	Hotels, motels-----	46	41 395	15 078	4 788	57	35 681	12 959
783	Motion picture theaters-----	12	3 876	798	230	13	4 876	962

Standard Notes: - Represents zero. (D) Withheld to avoid disclosure. (NA) Not available. ¹1958 data revised.

²1958 group totals for SIC 53 and 56 may include data for "nonemployer" establishments which could not be classified and tabulated by detailed kinds of business.

³Excludes nonstore retailers (i.e., mail order, direct selling, merchandise vending machine operators) part of SIC 53.

⁴1958 data limited to "employer" establishments.

^fIncludes data for those kinds of business in SIC 59 (ex. 591) not covered in any of the lines below.

TABLE 2. The City: 1963 and 1958

SIC code	Kind of business	1963				1958 ¹		
		Estab- lish- ments (number)	Sales (\$1,000)	Payroll, entire year (\$1,000)	Paid employees, workweek ended nearest Nov. 15 (number)	Estab- lish- ments (number)	Sales (\$1,000)	Payroll, entire year (\$1,000)
	RETAIL STORES							
	Total ² -----	5 237	1 380 079	213 933	59 010	6 061	1 277 862	182 191
52	Lumber, building materials, hardware, farm equip- ment dealers -----	138	26 279	3 550	821	170	32 882	4 896
5251	Hardware stores -----	72	6 524	940	248	92	7 621	933
52 ex. 5251	Other -----	66	19 755	2 610	573	78	25 261	3 963
53 part ³	General merchandise group stores ² -----	147	213 936	48 018	13 050	137	184 524	38 501
531	Department stores -----	14	186 439	43 259	11 470	10	159 351	34 319
533	Limited price variety stores -----	73	18 744	3 081	1 207	71	19 382	3 363
539	Miscellaneous general merchandise stores -----	60	8 753	1 678	373	56	5 791	819
54	Food stores -----	923	223 747	20 627	5 187	1 253	235 684	18 037
55 ex. 554	Automotive dealers -----	177	192 404	20 664	3 484	221	183 348	19 429
55 pt. (554)	Gasoline service stations -----	401	68 920	7 816	2 330	443	63 050	6 867
56	Apparel, accessory stores -----	516	109 591	18 406	4 745	609	119 002	18 047
561, 567	Men's, boys' apparel stores, custom tailors -----	139	25 084	4 017	847	157	25 416	3 954
562-3, 568	Women's clothing, specialty stores -----	204	46 350	7 947	2 363	251	55 886	7 891
562	Women's ready-to-wear stores ³ -----	136	38 298	6 708	2 045	148	48 763	6 918
565	Family clothing stores ³ -----	47	14 246	2 791	693	41	13 954	2 684
566	Shoe stores -----	101	21 578	3 366	739	113	20 871	3 195
564, 569	Other apparel, accessory stores -----	25	2 333	285	103	29	2 469	323
57	Furniture, home furnishings, equipment stores -----	282	80 354	14 098	2 876	336	88 983	13 857
5712	Furniture stores -----	102	41 650	8 086	1 506	97	33 186	5 666
5713-15, 19	Other home furnishings stores -----	73	8 792	1 783	489	92	13 606	2 647
572, 573	Household appliance, radio, television, music stores -----	107	29 912	4 229	881	147	42 191	5 544
58	Eating, drinking places -----	1 293	168 732	46 730	17 486	1 417	125 191	34 846
5812	Eating places -----	1 102	150 866	42 669	15 985	1 249	115 040	32 996
5813	Drinking places (alcoholic beverages) -----	191	17 866	4 061	1 501	168	10 151	1 850
59 pt. (591)	Drug stores, proprietary stores -----	250	83 003	12 538	3 874	288	61 641	9 769
59 ex. 591	Other retail stores ⁴ -----	1 110	213 113	21 486	5 157	1 187	183 557	17 942
592	Liquor stores -----	355	126 682	7 334	1 736	356	97 655	4 989
594	Book, stationery stores -----	55	5 590	881	244	62	5 633	904
595	Sporting goods stores, bicycle shops -----	20	3 389	501	107	21	3 723	521
597	Jewelry stores -----	98	12 153	1 809	398	107	10 838	2 040
5992	Florists -----	78	7 050	1 596	409	94	5 417	1 003
5996	Camera, photographic supply stores -----	21	5 353	688	125	28	4 742	622
	SELECTED SERVICES							
7011	Hotels, motels -----	104	(D)	(D)	(D)	119	(D)	(D)
783	Motion picture theaters -----	45	8 899	2 140	706	50	9 951	2 371

Standard Notes: -- Represents zero. (D) Withheld to avoid disclosure. (NA) Not available.
¹1958 group totals for SIC 53 and 56 may include data for "nonemployer" establishments which could not be classified and tabulated by detailed kinds of business.
²Excludes nonstore retailers (i.e., mail order, direct selling, merchandise vending machine operators) part of SIC 53.
³1958 data limited to "employer" establishments.
⁴Includes data for those kinds of business in SIC 59 (ex. 591) not covered in any of the lines below.

TABLE 3. The Standard Metropolitan Statistical Area: 1963 and 1958¹

SIC code	Kind of business	1963				1958 ¹		
		Estab- lish- ments (number)	Sales (\$1,000)	Payroll, entire year (\$1,000)	Paid employees, workweek ended nearest Nov. 15 (number)	Estab- lish- ments (number)	Sales (\$1,000)	Payroll, entire year (\$1,000)
	RETAIL STORES							
	Total ² -----	10 910	3 301 690	435 429	121 613	11 042	2 454 186	311 191
52	Lumber, building materials, hardware, farm equip- ment dealers -----	418	102 600	13 573	3 015	496	96 608	12 237
5251	Hardware stores -----	197	26 056	3 695	1 017	231	22 098	2 930
52 ex. 5251	Other -----	221	76 544	9 878	1 998	265	74 510	9 307
53 part ³	General merchandise group stores ² -----	345	517 069	82 504	25 244	345	317 261	54 316
531	Department stores -----	45	441 331	70 573	20 650	25	259 645	45 601
533	Limited price variety stores -----	160	51 578	8 396	3 592	151	40 474	6 742
539	Miscellaneous general merchandise stores -----	140	24 160	3 535	1 002	123	16 014	1 973
54	Food stores -----	1 848	722 872	63 504	16 409	2 153	598 408	44 248
55 ex. 554	Automotive dealers -----	529	606 564	60 780	9 731	505	381 564	40 716
55 pt. (554)	Gasoline service stations -----	1 300	204 183	22 865	7 118	1 231	159 015	16 731
56	Apparel, accessory stores -----	961	203 184	30 870	8 636	986	179 444	25 818
561, 567	Men's, boys' apparel stores, custom tailors -----	237	46 632	7 059	1 625	239	35 751	5 264
562-3, 568	Women's clothing, specialty stores -----	355	82 725	12 772	4 025	372	80 372	11 032
562	Women's ready-to-wear stores ³ -----	258	69 512	10 972	3 496	238	71 200	9 814
565	Family clothing stores ³ -----	77	21 558	3 806	1 042	71	21 949	3 688
566	Shoe stores -----	234	45 540	6 583	1 673	208	34 617	5 126
564, 569	Other apparel, accessory stores -----	58	6 729	650	271	72	6 151	708
57	Furniture, home furnishings, equipment stores -----	689	150 180	24 732	5 131	661	135 827	20 783
5712	Furniture stores -----	265	75 480	13 587	2 645	185	53 210	8 906
5713-15, 19	Other home furnishings stores -----	161	22 691	3 949	945	161	20 435	3 673
572, 573	Household appliance, radio, television, music stores -----	263	52 009	7 196	1 541	315	62 182	8 204
58	Eating, drinking places -----	2 361	285 942	75 174	29 330	2 290	198 127	51 011
5812	Eating places -----	2 028	257 000	69 238	27 072	1 989	179 539	47 953
5813	Drinking places (alcoholic beverages) -----	333	28 942	5 936	2 258	301	18 588	3 058
59 pt. (591)	Drug stores, proprietary stores -----	493	181 656	27 232	8 446	487	124 870	19 492
59 ex. 591	Other retail stores ⁴ -----	1 966	327 440	34 195	8 553	1 888	263 062	25 839
592	Liquor stores -----	493	165 671	10 040	2 446	459	126 112	6 328
594	Book, stationery stores -----	82	9 329	1 342	410	85	7 233	1 114
595	Sporting goods stores, bicycle shops -----	89	8 699	1 205	287	69	6 340	789
597	Jewelry stores -----	176	19 497	3 018	695	164	15 687	2 934
5992	Florists -----	153	16 944	2 952	791	152	8 254	1 468
5996	Camera, photographic supply stores -----	39	8 810	1 038	226	47	6 261	757
	SELECTED SERVICES							
7011	Hotels, motels -----	246	105 153	36 893	10 988	256	69 461	23 201
783	Motion picture theaters -----	95	14 825	3 236	1 246	96	15 116	3 326

Standard Notes: - Represents zero. (D) Withheld to avoid disclosure. (NA) Not available.

¹1958 group totals for SIC 53 and 56 may include data for "nonemployer" establishments which could not be classified and tabulated by detailed kinds of business.²Excludes nonstore retailers (i.e., mail order, direct selling, merchandise vending machine operators) part of SIC 53.³1958 data limited to "employer" establishments.⁴Includes data for those kinds of business in SIC 59 (ex. 591) not covered in any of the lines below.

TABLE 4. CBD, City, SMSA—Sales Comparisons: 1958 and 1963

SIC code	Kind of business	Percent change in sales			Percent distribution of sales					
		Central business district	City	Standard metropolitan statistical area	Central business district		City		Standard metropolitan statistical area	
					1963	1958	1963	1958	1963	1958
	RETAIL STORES									
	Total ² -----	4.4	8.0	34.5	100.0	100.0	100.0	100.0	100.0	100.0
52	Lumber, building materials, hardware, farm equipment dealers -----	-19.7	-20.1	6.2	0.3	0.3	1.9	2.6	3.1	3.9
5251	Hardware stores -----	(D)	-14.4	17.9	0.1	(D)	0.5	0.6	0.8	0.9
52 ex. 5251	Other -----	(D)	-21.8	2.7	0.2	(D)	1.4	2.0	2.3	3.0
53 part ²	General merchandise group stores ^{1,2} -----	-3.1	15.9	63.0	31.5	34.0	15.5	14.4	15.7	12.9
531	Department stores -----	-5.4	17.0	70.0	28.0	31.0	13.5	12.5	13.4	10.6
533	Limited price variety stores -----	-6.3	-3.3	27.4	2.3	2.5	1.4	1.5	1.6	1.6
539	Miscellaneous general merchandise stores -----	144.6	51.1	50.9	1.3	0.5	0.6	0.5	0.7	0.7
54	Food stores -----	-12.7	-5.1	20.8	2.4	2.9	16.2	18.4	21.9	24.4
55 ex. 554	Automotive dealers -----	-31.9	4.9	59.0	2.0	3.0	13.9	14.3	18.4	15.5
55 pt. (554)	Gasoline service stations -----	18.8	9.3	28.4	0.8	0.7	5.0	4.9	6.2	6.5
56	Apparel, accessory stores ¹ -----	-5.5	-7.9	13.2	17.7	19.6	7.9	9.3	6.2	7.3
561, 567	Men's, boys' apparel stores, custom tailors -----	-0.1	-1.3	30.4	4.4	4.6	1.8	2.0	1.4	1.5
562-3, 568	Women's clothing, specialty stores -----	-7.7	-17.1	2.9	7.2	8.2	3.4	4.4	2.5	3.3
562	Women's ready-to-wear stores ³ -----	-10.5	-21.5	-2.4	6.0	7.0	2.8	3.8	2.1	2.9
565	Family clothing stores ³ -----	-14.5	2.1	-1.8	2.2	2.6	1.0	1.1	0.7	0.9
566	Shoe stores -----	-2.3	3.4	31.6	3.6	3.9	1.6	1.6	1.4	1.4
564, 569	Other apparel, accessory stores -----	11.5	-5.5	9.4	0.3	0.2	0.2	0.2	0.2	0.3
57	Furniture, home furnishings, equipment stores -----	6.3	-9.7	10.6	10.0	9.8	5.8	7.0	4.5	5.5
5712	Furniture stores -----	54.2	25.5	41.9	5.4	3.6	3.0	2.6	2.3	2.2
5713-15, 19	Other home furnishings stores -----	-37.7	-35.4	11.0	0.6	1.0	0.6	1.1	0.7	0.8
572, 573	Household appliance, radio, television, music stores -----	-18.8	-29.1	-16.4	4.0	5.1	2.2	3.3	1.6	2.5
58	Eating, drinking places -----	20.5	34.8	44.3	14.3	12.4	12.2	9.8	8.7	8.1
5812	Eating places -----	15.9	31.1	43.1	12.9	11.6	10.9	9.0	7.8	7.3
5813	Drinking places (alcoholic beverages) -----	92.6	76.0	55.7	1.4	0.7	1.3	0.8	0.9	0.8
59 pt. (591)	Drug stores, proprietary stores -----	20.8	34.7	45.5	5.9	5.1	6.0	4.8	5.5	5.1
59 ex. 591	Other retail stores ⁴ -----	29.5	16.1	24.5	15.2	12.2	15.4	14.4	9.9	10.7
592	Liquor stores -----	31.8	29.7	31.4	4.3	3.4	9.2	7.6	5.0	5.1
594	Book, stationery stores -----	-6.2	-0.8	29.0	0.8	0.9	0.4	0.4	0.3	0.3
595	Sporting goods stores, bicycle shops -----	7.4	-9.0	37.2	0.6	0.6	0.2	0.3	0.3	0.3
597	Jewelry stores -----	10.0	12.1	24.3	2.3	2.2	0.9	0.8	0.6	0.6
5992	Florists -----	6.9	30.1	105.3	0.6	0.6	0.5	0.4	0.5	0.3
5996	Camera, photographic supply stores -----	36.1	12.9	40.7	1.1	0.8	0.4	0.4	0.3	0.3
	SELECTED SERVICES									
7011	Hotels, motels -----	16.0	(D)	51.4	(x)	(x)	(x)	(x)	(x)	(x)
783	Motion picture theaters -----	-20.5	-10.6	-1.9	(x)	(x)	(x)	(x)	(x)	(x)

Standard Notes: - Represents zero. (D) Withheld to avoid disclosure. (NA) Not available. (X) Not applicable. (-) Minus sign before number denotes decrease.

¹1958 group totals for SIC 53 and 56 may include data for "nonemployer" establishments which could not be classified and tabulated by detailed kinds of business.

²Excludes nonstore retailers (i.e., mail order, direct selling, merchandise vending machine operators) part of SIC 53.

³1958 data limited to "employer" establishments.

⁴Includes data for those kinds of business in SIC 59 (ex. 591) not covered in any of the lines below.

TABLE 5. CBD Sales as Percent of City and SMSA Sales: 1963 and 1958

SIC code	Kind of business	Central business district sales as—			
		Percent of city sales		Percent of standard metropolitan statistical area sales	
		1963	1958	1963	1958
	RETAIL STORES				
	Total ² -----	29.5	30.5	12.3	15.9
52	Lumber, building materials, hardware, farm equipment dealers -----	4.1	4.0	1.0	1.4
5251	Hardware stores -----	6.4	(D)	1.6	(D)
52 ex. 5251	Other -----	3.3	(D)	0.9	(D)
53 part ¹	General merchandise group stores ^{1,2} -----	60.0	71.8	24.8	41.7
531	Department stores -----	61.1	75.6	25.8	46.4
533	Limited price variety stores -----	49.3	50.9	17.9	24.4
539	Miscellaneous general merchandise stores -----	58.5	36.1	21.2	13.1
54	Food stores -----	4.4	4.8	1.4	1.9
55 ex. 554	Automotive dealers -----	4.2	6.5	1.3	3.1
55 pt. (554)	Gasoline service stations -----	5.0	4.6	1.7	1.8
56	Apparel, accessory stores ¹ -----	65.8	64.1	35.5	42.5
561, 567	Men's, boys' apparel stores, custom tailors -----	72.0	71.2	38.7	50.6
562-3, 568	Women's clothing, specialty stores -----	63.6	57.2	35.6	39.7
562	Women's ready-to-wear stores ³ -----	63.5	55.8	35.0	38.2
565	Family clothing stores ³ -----	61.6	73.5	40.7	46.7
566	Shoe stores -----	68.2	72.2	32.3	43.5
564, 569	Other apparel, accessory stores -----	44.5	37.7	15.4	15.1
57	Furniture, home furnishings, equipment stores -----	50.4	42.8	27.0	28.0
5712	Furniture stores -----	52.3	42.5	28.8	26.5
5713-15, 19	Other home furnishings stores -----	28.0	29.1	10.9	19.4
572, 573	Household appliance, radio, television, music stores -----	54.4	47.4	31.3	32.2
58	Eating, drinking places -----	34.4	38.5	20.3	24.3
5812	Eating places -----	34.8	39.4	20.4	25.2
5813	Drinking places (alcoholic beverages) -----	31.3	28.6	19.3	15.6
59 pt. (591)	Drug stores, proprietary stores -----	28.7	32.0	13.1	15.8
59 ex. 591	Other retail stores ⁴ -----	29.0	26.0	18.9	18.1
592	Liquor stores -----	13.9	13.6	10.6	10.6
594	Book, stationery stores -----	61.2	64.8	36.7	50.5
595	Sporting goods stores, bicycle shops -----	69.1	58.6	26.9	34.4
597	Jewelry stores -----	77.3	78.8	48.2	54.4
5992	Florists -----	33.8	41.1	14.1	27.0
5996	Camera, photographic supply stores -----	81.1	67.3	49.3	51.0
	SELECTED SERVICES				
7011	Hotels, motels -----	(D)	(D)	39.4	51.4
783	Motion picture theaters -----	43.6	49.0	26.1	32.3

Standard Notes: — Represents zero. (D) Withheld to avoid disclosure. (NA) Not available.

¹1958 group totals for SIC 53 and 56 may include data for "nonemployer" establishments which could not be classified and tabulated by detailed kinds of business.

²Excludes nonstore retailers (i.e., mail order, direct selling, merchandise vending machine operators) part of SIC 53.

³1958 data limited to "employer" establishments.

⁴Includes data for those kinds of business in SIC 59 (ex. 591) not covered in any of the lines below.

TABLE 6. Other Major Retail Centers in the SMSA: 1963

MRC No. 1. Includes establishments in the 2600 - 2800 blocks of Alabama Ave., the 2400 - 2700 blocks inclusive of Good Hope Rd., and the 2600 - 2700 blocks inclusive of Naylor Rd. (Washington, D.C.)

SIC code	Kind of business	Total	SIC code	Kind of business	Number of establishments
	Retail stores, total:				
	Number -----	23	55 ex. 554	Automotive Dealers -----	1
	Sales ----- \$1,000-----	25 893	55 pt. (554)	Gasoline service stations -----	4
54, 58, 591	Convenience goods stores:		56	Apparel, accessory stores -----	-
	Number -----	10	561, 567	Men's, boys' apparel stores, custom tailors -----	-
	Sales ----- \$1,000-----	4 697	562-3, 568	Women's clothing, specialty stores -----	-
53 part, 56, 57	Shopping goods stores:		562	Women's ready-to-wear stores -----	-
	Number -----	2	565	Family clothing stores -----	-
	Sales ----- \$1,000-----	(D)	566	Shoe stores -----	-
52, 55, 59 ex. 591	All other stores:		564, 569	Other apparel, accessory stores -----	-
	Number -----	11	57	Furniture, home furnishings, equipment stores -----	1
	Sales ----- \$1,000-----	(D)	5712	Furniture stores -----	1
		Number of establishments	5713-15, 19	Other home furnishings stores -----	-
			572, 573	Household appliance, radio, television, music stores -----	-
	Retail stores, total -----	23	58	Eating, drinking places -----	4
52	Lumber, building materials, hardware, farm equipment dealers -----	-	5812	Eating places -----	2
5251	Hardware stores -----	-	5813	Drinking places (alcoholic beverages) -----	2
52 ex. 5251	Other -----	-	59 pt. (591)	Drug stores, proprietary stores -----	2
53 part	General merchandise group stores -----	1	59 ex. 591	Other retail stores -----	6
531	Department stores -----	1	592	Liquor stores -----	3
533	Limited price variety stores -----	-	594	Book, stationery stores -----	-
539	Miscellaneous general merchandise stores -----	-	595	Sporting goods stores, bicycle shops -----	-
			597	Jewelry stores -----	1
			5992	Florists -----	-
54	Food stores -----	4	5996	Camera, photographic supply stores -----	-

MRC No. 2. Includes establishments in the area bounded by: Cameron, Lee, Prince, S. Patrick, Duke, and R.F. and P. R.R. (Alexandria, Va.)

SIC code	Kind of business	Total	SIC code	Kind of business	Number of establishments
	Retail stores, total:				
	Number -----	184	55 ex. 554	Automotive dealers -----	16
	Sales ----- \$1,000-----	59 982	55 pt. (554)	Gasoline service stations -----	5
54, 58, 591	Convenience goods stores:		56	Apparel, accessory stores -----	33
	Number -----	48	561, 567	Men's, boys' apparel stores, custom tailors -----	8
	Sales ----- \$1,000-----	8 029	562-3, 568	Women's clothing, specialty stores -----	7
53 part, 56, 57	Shopping goods stores:		562	Women's ready-to-wear stores -----	7
	Number -----	54	565	Family clothing stores -----	4
	Sales ----- \$1,000-----	16 856	566	Shoe stores -----	12
52, 55, 59 ex. 591	All other stores:		564, 569	Other apparel, accessory stores -----	2
	Number -----	82	57	Furniture, home furnishings, equipment stores -----	13
	Sales ----- \$1,000-----	35 097	5712	Furniture stores -----	4
		Number of establishments	5713-15, 19	Other home furnishings stores -----	3
			572, 573	Household appliance, radio, television, music stores -----	6
	Retail stores, total -----	184	58	Eating, drinking places -----	29
52	Lumber, building materials, hardware, farm equipment dealers -----	5	5812	Eating places -----	25
5251	Hardware stores -----	5	5813	Drinking places (alcoholic beverages) -----	4
52 ex. 5251	Other -----	-	59 pt. (591)	Drug stores, proprietary stores -----	7
53 part	General merchandise group stores -----	8	59 ex. 591	Other retail stores -----	56
531	Department stores -----	1	592	Liquor stores -----	3
533	Limited price variety stores -----	2	594	Book, stationery stores -----	2
539	Miscellaneous general merchandise stores -----	5	595	Sporting goods stores, bicycle shops -----	7
			597	Jewelry stores -----	4
			5992	Florists -----	2
54	Food stores -----	12	5996	Camera, photographic supply stores -----	2

Standard Notes: - Represents zero. (D) Withheld to avoid disclosure. (NA) Not available.

TABLE 6. Other Major Retail Centers in the SMSA: 1963—Continued

MRC No. 3. Includes the establishments in the Clarendon Shopping Area, bounded by N. 13th, N. Highland, N. Franklin Rd., N. Barton, N. Fairfax Dr., N. Fillmore, N. 11th, N. Garfield, south side of N. 10th, north side of Wilson Blvd. and N. Ivy (Arlington Co.)

SIC code	Kind of business	Total	SIC code	Kind of business	Number of establishments
	Retail stores, total:				
	Number -----	87	55 ex. 554	Automotive Dealers -----	6
	Sales ----- \$1,000 -----	49 215	55 pt. (554)	Gasoline service stations -----	9
54, 58, 591	Convenience goods stores:		56	Apparel, accessory stores -----	16
	Number -----	20	561, 567	Men's, boys' apparel stores, custom tailors -----	4
	Sales ----- \$1,000 -----	4 044	562-3, 568	Women's clothing, specialty stores -----	5
53 part, 56, 57	Shopping goods stores:		562	Women's ready-to-wear stores -----	5
	Number -----	34	565	Family clothing stores -----	-
	Sales ----- \$1,000 -----	34 845	566	Shoe stores -----	7
52, 55, 59 ex. 591	All other stores:		564, 569	Other apparel, accessory stores -----	-
	Number -----	33	57	Furniture, home furnishings, equipment stores -----	14
	Sales ----- \$1,000 -----	10 326	5712	Furniture stores -----	7
		Number of establishments	5713-15, 19	Other home furnishings stores -----	1
			572, 573	Household appliance, radio, television, music stores -----	6
	Retail stores, total -----	87	58	Eating, drinking places -----	14
52	Lumber, building materials, hardware, farm equipment dealers -----	3	5812	Eating places -----	14
5251	Hardware stores -----	-	5813	Drinking places (alcoholic beverages) -----	-
52 ex. 5251	Other -----	3	59 pt. (591)	Drug stores, proprietary stores -----	1
53 part	General merchandise group stores -----	4	59 ex. 591	Other retail stores -----	15
531	Department stores -----	2	592	Liquor stores -----	1
533	Limited price variety stores -----	1	594	Book, stationery stores -----	1
539	Miscellaneous general merchandise stores -----	1	595	Sporting goods stores, bicycle shops -----	1
			597	Jewelry stores -----	3
54	Food stores -----	5	5992	Florists -----	1
			5996	Camera, photographic supply stores -----	1

MRC No. 5. Includes the planned center known as "Parkington" and establishments on Wilson Blvd. from N. Glebe Rd. to N. Randolph and N. Glebe Rd. from Wilson Blvd. to N. Henderson Rd. (Arlington County, Va.)

SIC code	Kind of business	Total	SIC code	Kind of business	Number of establishments
	Retail stores, total:				
	Number -----	37	55 ex. 554	Automotive dealers -----	5
	Sales ----- \$1,000 -----	30 805	55 pt. (554)	Gasoline service stations -----	2
54, 58, 591	Convenience goods stores:		56	Apparel, accessory stores -----	7
	Number -----	6	561, 567	Men's, boys' apparel stores, custom tailors -----	-
	Sales ----- \$1,000 -----	2 847	562-3, 568	Women's clothing, specialty stores -----	3
53 part, 56, 57	Shopping goods stores:		562	Women's ready-to-wear stores -----	3
	Number -----	18	565	Family clothing stores -----	-
	Sales ----- \$1,000 -----	22 389	566	Shoe stores -----	3
52, 55, 59 ex. 591	All other stores:		564, 569	Other apparel, accessory stores -----	1
	Number -----	13	57	Furniture, home furnishings, equipment stores -----	8
	Sales ----- \$1,000 -----	5 569	5712	Furniture stores -----	4
		Number of establishments	5713-15, 19	Other home furnishings stores -----	3
			572, 573	Household appliance, radio, television, music stores -----	1
	Retail stores, total -----	37	58	Eating, drinking places -----	2
52	Lumber, building materials, hardware, farm equipment dealers -----	1	5812	Eating places -----	2
5251	Hardware stores -----	-	5813	Drinking places (alcoholic beverages) -----	-
52 ex. 5251	Other -----	1	59 pt. (591)	Drug stores, proprietary stores -----	1
53 part	General merchandise group stores -----	3	59 ex. 591	Other retail stores -----	5
531	Department stores -----	1	592	Liquor stores -----	-
533	Limited price variety stores -----	2	594	Book, stationery stores -----	1
539	Miscellaneous general merchandise stores -----	-	595	Sporting goods stores, bicycle shops -----	1
			597	Jewelry stores -----	-
54	Food stores -----	3	5992	Florists -----	-
			5996	Camera, photographic supply stores -----	-

Note: To facilitate comparison with 1958 data, the numbers assigned to MRC's are the same as those used in the reports of the 1958 Census. For this reason, MRC No. 4 is not used in this report.

Standard Notes: - Represents zero. (D) Withheld to avoid disclosure. (NA) Not available.

TABLE 6. Other Major Retail Centers in the SMSA: 1963—Continued

MRC No. 6. Includes the planned centers known as "Seven Corners" and "Willston" on Leesburg Pike-East Broad from Patrick Henry Dr. to Roosevelt; on Arlington Blvd. from Patrick Henry Dr. to Aspen Ln.; on Hillwood Ave. from Arlington Blvd. to Roosevelt; on Wilson Blvd. from Arlington-Fairfax County line to Arlington Blvd.; on Patrick Henry Dr., from Arlington Blvd. to Willston Dr.; and on Willston Dr. (Fairfax Co. and Falls Church city)

SIC code	Kind of business	Total	SIC code	Kind of business	Number of establishments
	Retail stores, total:				
	Number -----	79	55 ex. 554	Automotive Dealers -----	3
	Sales ----- \$1,000	61 093	55 pt. (554)	Gasoline service stations -----	9
54, 58, 591	Convenience goods stores:		56	Apparel, accessory stores -----	19
	Number -----	20	561, 567	Men's, boys' apparel stores, custom tailors -----	6
	Sales ----- \$1,000	12 198	562-3, 568	Women's clothing, specialty stores -----	6
53 part, 56, 57	Shopping goods stores:		562	Women's ready-to-wear stores -----	6
	Number -----	36	565	Family clothing stores -----	-
	Sales ----- \$1,000	36 589	566	Shoe stores -----	6
52, 55, 59 ex. 591	All other stores:		564, 569	Other apparel, accessory stores -----	1
	Number -----	23	57	Furniture, home furnishings, equipment stores -----	9
	Sales ----- \$1,000	12 306	5712	Furniture stores -----	3
		Number of establishments	5713-15, 19	Other home furnishings stores -----	3
			572, 573	Household appliance, radio, television, music stores -----	3
	Retail stores, total -----	79	58	Eating, drinking places -----	7
52	Lumber, building materials, hardware, farm equipment dealers -----	1	5812	Eating places -----	7
5251	Hardware stores -----	1	5813	Drinking places (alcoholic beverages) -----	-
52 ex. 5251	Other -----	-	59 pt. (591)	Drug stores, proprietary stores -----	2
53 part	General merchandise group stores -----	8	59 ex. 591	Other retail stores -----	10
531	Department stores -----	3	592	Liquor stores -----	1
533	Limited price variety stores -----	2	594	Book, stationery stores -----	2
539	Miscellaneous general merchandise stores -----	3	595	Sporting goods stores, bicycle shops -----	1
			597	Jewelry stores -----	1
54	Food stores -----	11	5992	Florists -----	1
			5996	Camera, photographic supply stores -----	-

MRC No. 7. Includes the establishments in the area bounded by: Cameron, Fenton, Colesville Rd., Spring, Cedar, south side of Pershing Dr., Fenton, Gist Ct., Philadelphia Ave., Burlington Ave., B. and O. R.R., Boundary of Jessup Blair Park, Georgia Ave., Eastern Ave., Newell, Blair Mill Rd., East-West Hwy., Colesville Rd., and Second Ave. (Silver Spring, Montgomery Co., Md.)

SIC code	Kind of business	Total	SIC code	Kind of business	Number of establishments
	Retail stores, total:				
	Number -----	170	55 ex. 554	Automotive dealers -----	17
	Sales ----- \$1,000	87 071	55 pt. (554)	Gasoline service stations -----	12
54, 58, 591	Convenience goods stores:		56	Apparel, accessory stores -----	28
	Number -----	44	561, 567	Men's, boys' apparel stores, custom tailors -----	3
	Sales ----- \$1,000	9 315	562-3, 568	Women's clothing, specialty stores -----	14
53 part, 56, 57	Shopping goods stores:		562	Women's ready-to-wear stores -----	10
	Number -----	50	565	Family clothing stores -----	1
	Sales ----- \$1,000	31 958	566	Shoe stores -----	9
52, 55, 59 ex. 591	All other stores:		564, 569	Other apparel, accessory stores -----	1
	Number -----	76	57	Furniture, home furnishings, equipment stores -----	12
	Sales ----- \$1,000	45 798	5712	Furniture stores -----	4
		Number of establishments	5713-15, 19	Other home furnishings stores -----	2
			572, 573	Household appliance, radio, television, music stores -----	6
	Retail stores, total -----	170	58	Eating, drinking places -----	30
52	Lumber, building materials, hardware, farm equipment dealers -----	9	5812	Eating places -----	27
5251	Hardware stores -----	-	5813	Drinking places (alcoholic beverages) -----	3
52 ex. 5251	Other -----	9	59 pt. (591)	Drug stores, proprietary stores -----	5
53 part	General merchandise group stores -----	10	59 ex. 591	Other retail stores -----	38
531	Department stores -----	2	592	Liquor stores -----	-
533	Limited price variety stores -----	2	594	Book, stationery stores -----	3
539	Miscellaneous general merchandise stores -----	6	595	Sporting goods stores, bicycle shops -----	2
			597	Jewelry stores -----	5
54	Food stores -----	9	5992	Florists -----	5
			5996	Camera, photographic supply stores -----	2

Standard Notes: - Represents zero. (D) Withheld to avoid disclosure. (NA) Not available.

TABLE 6. Other Major Retail Centers in the SMSA: 1963—Continued

MRC No. 8. Includes establishments in the area bounded by Chesapeake N.W., 40th St. N.W., Albemarle N.W., Fort Dr. N.W., Grant Rd. N.W., Wisconsin Ave. N.W., Albemarle N.W., and 42nd St. N.W. (Washington, D.C.)

SIC code	Kind of business	Total	SIC code	Kind of business	Number of establishments
	Retail stores, total:				
	Number -----	22	55 ex. 554	Automotive Dealers -----	-
	Sales ----- \$1,000 --	23 225	55 pt. (554)	Gasoline service stations -----	2
54, 58, 591	Convenience goods stores:		56	Apparel, accessory stores -----	1
	Number -----	8	561, 567	Men's, boys' apparel stores, custom tailors -----	1
	Sales ----- \$1,000 --	(D)	562-3, 568	Women's clothing, specialty stores -----	-
53 part, 56, 57	Shopping goods stores:		562	Women's ready-to-wear stores -----	-
	Number -----	5	565	Family clothing stores -----	-
	Sales ----- \$1,000 --	(D)	566	Shoe stores -----	-
52, 55, 59 ex. 591	All other stores:		564, 569	Other apparel, accessory stores -----	-
	Number -----	9	57	Furniture, home furnishings, equipment stores -----	2
	Sales ----- \$1,000 --	2 813	5712	Furniture stores -----	-
			5713-15, 19	Other home furnishings stores -----	-
		Number of establishments	572, 573	Household appliance, radio, television, music stores -----	2
	Retail stores, total -----	22	58	Eating, drinking places -----	4
52	Lumber, building materials, hardware, farm equipment dealers -----	1	5812	Eating places -----	4
5251	Hardware stores -----	-	5813	Drinking places (alcoholic beverages) -----	-
52 ex. 5251	Other -----	1	59 pt. (591)	Drug stores, proprietary stores -----	1
53 part	General merchandise group stores -----	2	59 ex. 591	Other retail stores -----	6
531	Department stores -----	1	592	Liquor stores -----	1
533	Limited price variety stores -----	1	594	Book, stationery stores -----	-
539	Miscellaneous general merchandise stores -----	-	595	Sporting goods stores, bicycle shops -----	1
			597	Jewelry stores -----	-
54	Food stores -----	3	5992	Florists -----	-
			5996	Camera, photographic supply stores -----	1

MRC No. 9. Includes the planned center known as "Virginia Square" and establishments on N. Fairfax Dr. from N. Kirkwood Rd. to N. Monroe St.; on Washington Blvd. from Wilson Blvd. to N. Monroe St.; and on N. Monroe St. from N. Fairfax Dr. to Washington Blvd. (Arlington County, Va.)

SIC code	Kind of business	Total	SIC code	Kind of business	Number of establishments
	Retail stores, total:				
	Number -----	26	55 ex. 554	Automotive dealers -----	5
	Sales ----- \$1,000 --	15 459	55 pt. (554)	Gasoline service stations -----	3
54, 58, 591	Convenience goods stores:		56	Apparel, accessory stores -----	3
	Number -----	5	561, 567	Men's, boys' apparel stores, custom tailors -----	-
	Sales ----- \$1,000 --	(D)	562-3, 568	Women's clothing, specialty stores -----	1
53 part, 56, 57	Shopping goods stores:		562	Women's ready-to-wear stores -----	1
	Number -----	8	565	Family clothing stores -----	-
	Sales ----- \$1,000 --	(D)	566	Shoe stores -----	1
52, 55, 59 ex. 591	All other stores:		564, 569	Other apparel, accessory stores -----	1
	Number -----	13	57	Furniture, home furnishings, equipment stores -----	3
	Sales ----- \$1,000 --	2 493	5712	Furniture stores -----	2
		Number of establishments	5713-15, 19	Other home furnishings stores -----	-
			572, 573	Household appliance, radio, television, music stores -----	1
	Retail stores, total -----	26	58	Eating, drinking places -----	2
52	Lumber, building materials, hardware, farm equipment dealers -----	-	5812	Eating places -----	2
5251	Hardware stores -----	-	5813	Drinking places (alcoholic beverages) -----	-
52 ex. 5251	Other -----	-	59 pt. (591)	Drug stores, proprietary stores -----	1
53 part	General merchandise group stores -----	2	59 ex. 591	Other retail stores -----	5
531	Department stores -----	1	592	Liquor stores -----	-
533	Limited price variety stores -----	1	594	Book, stationery stores -----	-
539	Miscellaneous general merchandise stores -----	-	595	Sporting goods stores, bicycle shops -----	-
			597	Jewelry stores -----	1
54	Food stores -----	2	5992	Florists -----	-
			5996	Camera, photographic supply stores -----	-

Standard Notes: - Represents zero. (D) Withheld to avoid disclosure. (NA) Not available.

TABLE 6. Other Major Retail Centers in the SMSA: 1963—Continued

MRC No. 10. Includes the planned center known as "Eastover Shopping Center" and establishments on South Capitol St.-Indian Head Hwy. from No. 4633 to Talbert St.

SIC code	Kind of business	Total	SIC code	Kind of business	Number of establishments
	Retail stores, total:				
	Number	41	55 ex. 554	Automotive Dealers	2
	Sales \$1,000	19 988	55 pt. (554)	Gasoline service stations	4
54, 58, 591	Convenience goods stores:		56	Apparel, accessory stores	11
	Number	15	561, 567	Men's, boys' apparel stores, custom tailors	2
	Sales \$1,000	10 401	562-3, 568	Women's clothing, specialty stores	4
53 part, 56, 57	Shopping goods stores:		562	Women's ready-to-wear stores	3
	Number	15	565	Family clothing stores	-
	Sales \$1,000	7 062	566	Shoe stores	4
52, 55, 59 ex. 591	All other stores:		564, 569	Other apparel, accessory stores	1
	Number	11	57	Furniture, home furnishings, equipment stores	1
	Sales \$1,000	2 525	5712	Furniture stores	-
		Number of establishments	5713-15, 19	Other home furnishings stores	1
			572, 573	Household appliance, radio, television, music stores	-
	Retail stores, total	41	58	Eating, drinking places	5
52	Lumber, building materials, hardware, farm equipment dealers	1	5812	Eating places	5
5251	Hardware stores	1	5813	Drinking places (alcoholic beverages)	-
52 ex. 5251	Other	-	59 pt. (591)	Drug stores, proprietary stores	2
53 part	General merchandise group stores	3	59 ex. 591	Other retail stores	4
531	Department stores	1	592	Liquor stores	1
533	Limited price variety stores	1	594	Book, stationery stores	-
539	Miscellaneous general merchandise stores	1	595	Sporting goods stores, bicycle shops	-
			597	Jewelry stores	1
			5992	Florists	-
54	Food stores	8	5996	Camera, photographic supply stores	-

MRC No. 11. Includes the planned center known as "Langley Park" and establishments on New Hampshire Ave. from Kingwood Dr. to Lebanon-Edwards Pl., on E. University Blvd. from Lebanon St.-Anne St. to Edwards Pl. and 1300 block of Holton Ln. (Takoma Park, Prince Georges County)

SIC code	Kind of business	Total	SIC code	Kind of business	Number of establishments
	Retail stores, total:				
	Number	67	55 ex. 554	Automotive dealers	3
	Sales \$1,000	31 208	55 pt. (554)	Gasoline service stations	2
54, 58, 591	Convenience goods stores:		56	Apparel, accessory stores	16
	Number	20	561, 567	Men's, boys' apparel stores, custom tailors	5
	Sales \$1,000	15 419	562-3, 568	Women's clothing, specialty stores	4
53 part, 56, 57	Shopping goods stores:		562	Women's ready-to-wear stores	4
	Number	29	565	Family clothing stores	-
	Sales \$1,000	12 803	566	Shoe stores	5
52, 55, 59 ex. 591	All other stores:		564, 569	Other apparel, accessory stores	2
	Number	18	57	Furniture, home furnishings, equipment stores	10
	Sales \$1,000	2 986	5712	Furniture stores	5
		Number of establishments	5713-15, 19	Other home furnishings stores	3
			572, 573	Household appliance, radio, television, music stores	2
	Retail stores, total	67	58	Eating, drinking places	5
52	Lumber, building materials, hardware, farm equipment dealers	1	5812	Eating places	5
5251	Hardware stores	1	5813	Drinking places (alcoholic beverages)	-
52 ex. 5251	Other	-	59 pt. (591)	Drug stores, proprietary stores	4
53 part	General merchandise group stores	3	59 ex. 591	Other retail stores	12
531	Department stores	1	592	Liquor stores	4
533	Limited price variety stores	1	594	Book, stationery stores	1
539	Miscellaneous general merchandise stores	1	595	Sporting goods stores, bicycle shops	1
			597	Jewelry stores	3
			5992	Florists	-
54	Food stores	11	5996	Camera, photographic supply stores	-

Standard Notes: - Represents zero. (D) Withheld to avoid disclosure. (NA) Not available.

TABLE 6. Other Major Retail Centers in the SMSA: 1963—Continued

MRC No. 14. Includes establishments on "H" St. N.E. from 5th St. N.E. to 11th St. N.E. (Washington, D.C.)

SIC code	Kind of business	Total	SIC code	Kind of business	Number of establishments
	Retail stores, total:				
	Number	80	55 ex. 554	Automotive Dealers	5
	Sales	25 135	55 pt. (554)	Gasoline service stations	1
54, 58, 591	Convenience goods stores:		56	Apparel, accessory stores	28
	Number	19	561, 567	Men's, boys' apparel stores, custom tailors	3
	Sales	3 640	562-3, 568	Women's clothing, specialty stores	7
53 part, 56, 57	Shopping goods stores:		562	Women's ready-to-wear stores	4
	Number	39	565	Family clothing stores	4
	Sales	8 671	566	Shoe stores	11
52, 55, 59 ex. 591	All other stores:		564, 569	Other apparel, accessory stores	3
	Number	22	57	Furniture, home furnishings, equipment stores	8
	Sales	12 824	5712	Furniture stores	3
			5713-15, 19	Other home furnishings stores	1
		Number of establishments	572, 573	Household appliance, radio, television, music stores	4
	Retail stores, total	80	58	Eating, drinking places	13
52	Lumber, building materials, hardware, farm equipment dealers	2	5812	Eating places	12
5251	Hardware stores	2	5813	Drinking places (alcoholic beverages)	1
52 ex. 5251	Other	-	59 pt. (591)	Drug stores, proprietary stores	1
53 part	General merchandise group stores	3	59 ex. 591	Other retail stores	14
531	Department stores	1	592	Liquor stores	3
533	Limited price variety stores	-	594	Book, stationery stores	-
539	Miscellaneous general merchandise stores	2	595	Sporting goods stores, bicycle shops	-
			597	Jewelry stores	3
			5992	Florists	1
54	Food stores	5	5996	Camera, photographic supply stores	-

MRC No. 15. Includes establishments on Minnesota Ave. N.E. from Clay Pl. N.E. to Grant St. N.E.; and on Benning Rd. N.E. from Minnesota Ave. N.E. to 40th St. N.E. (Washington, D.C.)

SIC code	Kind of business	Total	SIC code	Kind of business	Number of establishments
	Retail stores, total:				
	Number	34	55 ex. 554	Automotive dealers	4
	Sales	13 103	55 pt. (554)	Gasoline service stations	3
54, 58, 591	Convenience goods stores:		56	Apparel, accessory stores	6
	Number	13	561, 567	Men's, boys' apparel stores, custom tailors	1
	Sales	6 931	562-3, 568	Women's clothing, specialty stores	1
53 part, 56, 57	Shopping goods stores:		562	Women's ready-to-wear stores	1
	Number	10	565	Family clothing stores	1
	Sales	3 684	566	Shoe stores	2
52, 55, 59 ex. 591	All other stores:		564, 569	Other apparel, accessory stores	1
	Number	11	57	Furniture, home furnishings, equipment stores	1
	Sales	2 488	5712	Furniture stores	1
			5713-15, 19	Other home furnishings stores	-
		Number of establishments	572, 573	Household appliance, radio, television, music stores	-
	Retail stores, total	34	58	Eating, drinking places	3
52	Lumber, building materials, hardware, farm equipment dealers	1	5812	Eating places	3
5251	Hardware stores	1	5813	Drinking places (alcoholic beverages)	-
52 ex. 5251	Other	-	59 pt. (591)	Drug stores, proprietary stores	2
53 part	General merchandise group stores	3	59 ex. 591	Other retail stores	3
531	Department stores	1	592	Liquor stores	1
533	Limited price variety stores	1	594	Book, stationery stores	-
539	Miscellaneous general merchandise stores	1	595	Sporting goods stores, bicycle shops	-
			597	Jewelry stores	-
			5992	Florists	-
54	Food stores	8	5996	Camera, photographic supply stores	-

Standard Notes: - Represents zero. (D) Withheld to avoid disclosure. (NA) Not available.

TABLE 6. Other Major Retail Centers in the SMSA: 1963—Continued

MRC No. 16. Includes the planned center known as "Shirlington Shopping Center" and establishments in the area bounded by: West side of S. Randolph, Arlington Mill Dr., Shirlington Rd., S. 28th St., S. Quincy, and S. 31st St. (Arlington County, Virginia)

SIC code	Kind of business	Total	SIC code	Kind of business	Number of establishments
	Retail stores, total:				
	Number -----	34	55 ex. 554	Automotive Dealers -----	2
	Sales ----- \$1,000--	32 560	55 pt. (554)	Gasoline service stations -----	1
54, 58, 591	Convenience goods stores:		56	Apparel, accessory stores -----	8
	Number -----	9	561, 567	Men's, boys' apparel stores, custom tailors -----	1
	Sales ----- \$1,000--	(0)	562-3, 568	Women's clothing, specialty stores -----	4
53 part, 56, 57	Shopping goods stores:		562	Women's ready-to-wear stores -----	2
	Number -----	17	565	Family clothing stores -----	1
	Sales ----- \$1,000--	12 234	566	Shoe stores -----	1
52, 55, 59 ex. 591	All other stores:		564, 569	Other apparel, accessory stores -----	1
	Number -----	8	57	Furniture, home furnishings, equipment stores -----	5
	Sales ----- \$1,000--	(0)	5712	Furniture stores -----	1
			5713-15, 19	Other home furnishings stores -----	3
			572, 573	Household appliance, radio, television, music stores -----	1
	Retail stores, total -----	34	58	Eating, drinking places -----	2
52	Lumber, building materials, hardware, farm equipment dealers -----	-	5812	Eating places -----	2
5251	Hardware stores -----	-	5813	Drinking places (alcoholic beverages) -----	-
52 ex. 5251	Other -----	-	59 pt. (591)	Drug stores, proprietary stores -----	2
			59 ex. 591	Other retail stores -----	5
53 part	General merchandise group stores -----	4	592	Liquor stores -----	1
531	Department stores -----	1	594	Book, stationery stores -----	1
533	Limited price variety stores -----	2	595	Sporting goods stores, bicycle shops -----	-
539	Miscellaneous general merchandise stores -----	1	597	Jewelry stores -----	-
			5992	Florists -----	1
54	Food stores -----	5	5996	Camera, photographic supply stores -----	-

MRC No. 17. Includes the planned center known as "Congressional Shopping Plaza" and establishments on E. Montgomery Ave. (Rockville Pike) from Congressional Ln. to Rollins Ave. and on Halpine Rd. from E. Montgomery Ave. to E. Jefferson St. (Montgomery County)

SIC code	Kind of business	Total	SIC code	Kind of business	Number of establishments
	Retail stores, total:				
	Number -----	40	55 ex. 554	Automotive dealers -----	2
	Sales ----- \$1,000--	17 948	55 pt. (554)	Gasoline service stations -----	2
54, 58, 591	Convenience goods stores:		56	Apparel, accessory stores -----	7
	Number -----	10	561, 567	Men's, boys' apparel stores, custom tailors -----	1
	Sales ----- \$1,000--	7 380	562-3, 568	Women's clothing, specialty stores -----	2
53 part, 56, 57	Shopping goods stores:		562	Women's ready-to-wear stores -----	2
	Number -----	19	565	Family clothing stores -----	-
	Sales ----- \$1,000--	8 303	566	Shoe stores -----	3
52, 55, 59 ex. 591	All other stores:		564, 569	Other apparel, accessory stores -----	1
	Number -----	11	57	Furniture, home furnishings, equipment stores -----	8
	Sales ----- \$1,000--	2 265	5712	Furniture stores -----	2
			5713-15, 19	Other home furnishings stores -----	1
			572, 573	Household appliance, radio, television, music stores -----	5
	Retail stores, total -----	40	58	Eating, drinking places -----	3
52	Lumber, building materials, hardware, farm equipment dealers -----	3	5812	Eating places -----	3
5251	Hardware stores -----	1	5813	Drinking places (alcoholic beverages) -----	-
52 ex. 5251	Other -----	2	59 pt. (591)	Drug stores, proprietary stores -----	1
			59 ex. 591	Other retail stores -----	4
53 part	General merchandise group stores -----	4	592	Liquor stores -----	1
531	Department stores -----	1	594	Book, stationery stores -----	1
533	Limited price variety stores -----	2	595	Sporting goods stores, bicycle shops -----	1
539	Miscellaneous general merchandise stores -----	1	597	Jewelry stores -----	1
			5992	Florists -----	-
54	Food stores -----	6	5996	Camera, photographic supply stores -----	-

Standard Notes: - Represents zero. (D) Withheld to avoid disclosure. (NA) Not available.

TABLE 6. Other Major Retail Centers in the SMSA: 1963—Continued

MRC No. 18. Includes the planned centers known as "Wheaton Plaza" and "Triangle Park Shopping Center", and establishments in the area bounded by University Blvd., Grandview Ave., Reedie Dr., Georgia Ave., Prichard Rd. extended, and southern and west property line of Wheaton Plaza (Montgomery County)

SIC code	Kind of business	Total	SIC code	Kind of business	Number of establishments
	Retail stores, total:				
	Number -----	93	55 ex. 554	Automotive Dealers -----	1
	Sales ----- \$1,000	52 084	55 pt. (554)	Gasoline service stations -----	3
54, 58, 591	Convenience goods stores:		56	Apparel, accessory stores -----	29
	Number -----	21	561, 567	Men's, boys' apparel stores, custom tailors -----	8
	Sales ----- \$1,000	11 664	562-3, 568	Women's clothing, specialty stores -----	12
53 part, 56, 57	Shopping goods stores:		562	Women's ready-to-wear stores -----	8
	Number -----	52	565	Family clothing stores -----	1
	Sales ----- \$1,000	37 047	566	Shoe stores -----	7
52, 55, 59 ex. 591	All other stores:		564, 569	Other apparel, accessory stores -----	1
	Number -----	20	57	Furniture, home furnishings, equipment stores -----	16
	Sales ----- \$1,000	3 373	5712	Furniture stores -----	5
		Number of establishments	5713-15, 19	Other home furnishings stores -----	7
			572, 573	Household appliance, radio, television, music stores -----	4
	Retail stores, total -----	93	58	Eating, drinking places -----	13
52	Lumber, building materials, hardware, farm equipment dealers -----	3	5812	Eating places -----	12
5251	Hardware stores -----	2	5813	Drinking places (alcoholic beverages) -----	1
52 ex. 5251	Other -----	1	59 pt. (591)	Drug stores, proprietary stores -----	2
53 part	General merchandise group stores -----	7	59 ex. 591	Other retail stores -----	13
531	Department stores -----	2	592	Liquor stores -----	1
533	Limited price variety stores -----	1	594	Book, stationery stores -----	1
539	Miscellaneous general merchandise stores -----	4	595	Sporting goods stores, bicycle shops -----	1
			597	Jewelry stores -----	1
54	Food stores -----	6	5992	Florists -----	1
			5996	Camera, photographic supply stores -----	-

MRC No. 19. Includes the planned center known as "Prince Georges Plaza" in the area bounded by: Toledo Rd., Belcrest Rd., East-West Hwy., and Toledo Ter. (Prince Georges County, Md.)

SIC code	Kind of business	Total	SIC code	Kind of business	Number of establishments
	Retail stores, total:				
	Number -----	55	55 ex. 554	Automotive dealers -----	-
	Sales ----- \$1,000	29 850	55 pt. (554)	Gasoline service stations -----	-
54, 58, 591	Convenience goods stores:		56	Apparel, accessory stores -----	26
	Number -----	9	561, 567	Men's, boys' apparel stores, custom tailors -----	4
	Sales ----- \$1,000	5 078	562-3, 568	Women's clothing, specialty stores -----	11
53 part, 56, 57	Shopping goods stores:		562	Women's ready-to-wear stores -----	6
	Number -----	36	565	Family clothing stores -----	1
	Sales ----- \$1,000	22 306	566	Shoe stores -----	9
52, 55, 59 ex. 591	All other stores:		564, 569	Other apparel, accessory stores -----	1
	Number -----	10	57	Furniture, home furnishings, equipment stores -----	6
	Sales ----- \$1,000	2 466	5712	Furniture stores -----	1
		Number of establishments	5713-15, 19	Other home furnishings stores -----	3
			572, 573	Household appliance, radio, television, music stores -----	2
	Retail stores, total -----	55	58	Eating, drinking places -----	4
52	Lumber, building materials, hardware, farm equipment dealers -----	1	5812	Eating places -----	4
5251	Hardware stores -----	-	5813	Drinking places (alcoholic beverages) -----	-
52 ex. 5251	Other -----	1	59 pt. (591)	Drug stores, proprietary stores -----	1
53 part	General merchandise group stores -----	4	59 ex. 591	Other retail stores -----	9
531	Department stores -----	1	592	Liquor stores -----	-
533	Limited price variety stores -----	2	594	Book, stationery stores -----	-
539	Miscellaneous general merchandise stores -----	1	595	Sporting goods stores, bicycle shops -----	-
			597	Jewelry stores -----	2
54	Food stores -----	4	5992	Florists -----	1
			5996	Camera, photographic supply stores -----	1

Standard Notes: - Represents zero. (D) Withheld to avoid disclosure. (NA) Not available.

TABLE 6. Other Major Retail Centers in the SMSA: 1963—Continued

MRC No. 20. Includes establishments on Queens Chapel Rd. from Buchanan St. to Chillum Rd. and on Chillum Rd. from Ingraham St. to Queens Chapel Rd. (Prince Georges County, Md.)

SIC code	Kind of business	Total	SIC code	Kind of business	Number of establishments
	Retail stores, total:				
	Number -----	19	55 ex. 554	Automotive Dealers -----	-
	Sales ----- \$1,000	22 826	55 pt. (554)	Gasoline service stations -----	1
54, 58, 591	Convenience goods stores:		56	Apparel, accessory stores -----	3
	Number -----	8	561, 567	Men's, boys' apparel stores, custom tailors -----	1
	Sales ----- \$1,000	11 567	562-3, 568	Women's clothing, specialty stores -----	1
53 part, 56, 57	Shopping goods stores:		562	Women's ready-to-wear stores -----	1
	Number -----	6	565	Family clothing stores -----	-
	Sales ----- \$1,000	(D)	566	Shoe stores -----	1
52, 55, 59 ex. 591	All other stores:		564, 569	Other apparel, accessory stores -----	-
	Number -----	5	57	Furniture, home furnishings, equipment stores -----	1
	Sales ----- \$1,000	(D)	5712	Furniture stores -----	-
		Number of establishments	5713-15, 19	Other home furnishings stores -----	-
			572, 573	Household appliance, radio, television, music stores -----	1
	Retail stores, total -----	19	58	Eating, drinking places -----	2
52	Lumber, building materials, hardware, farm equipment dealers -----	1	5812	Eating places -----	1
5251	Hardware stores -----	1	5813	Drinking places (alcoholic beverages) -----	1
52 ex. 5251	Other -----	-	59 pt. (591)	Drug stores, proprietary stores -----	2
53 part	General merchandise group stores -----	2	59 ex. 591	Other retail stores -----	3
531	Department stores -----	1	592	Liquor stores -----	1
533	Limited price variety stores -----	1	594	Book, stationery stores -----	-
539	Miscellaneous general merchandise stores -----	-	595	Sporting goods stores, bicycle shops -----	-
			597	Jewelry stores -----	1
54	Food stores -----	4	5992	Florists -----	-
			5996	Camera, photographic supply stores -----	-

MRC No. 21. Includes the planned center known as "Capitol Plaza" and establishments on Annapolis Rd. from Baltimore-Washington Pkwy. access road to Cooper Ln. (Prince Georges County, Md.)

SIC code	Kind of business	Total	SIC code	Kind of business	Number of establishments
	Retail stores, total:				
	Number -----	37	55 ex. 554	Automotive dealers -----	-
	Sales ----- \$1,000	12 383	55 pt. (554)	Gasoline service stations -----	5
54, 58, 591	Convenience goods stores:		56	Apparel, accessory stores -----	12
	Number -----	7	561, 567	Men's, boys' apparel stores, custom tailors -----	2
	Sales ----- \$1,000	2 634	562-3, 568	Women's clothing, specialty stores -----	3
53 part, 56, 57	Shopping goods stores:		562	Women's ready-to-wear stores -----	2
	Number -----	18	565	Family clothing stores -----	1
	Sales ----- \$1,000	8 931	566	Shoe stores -----	5
52, 55, 59 ex. 591	All other stores:		564, 569	Other apparel, accessory stores -----	1
	Number -----	12	57	Furniture, home furnishings, equipment stores -----	2
	Sales ----- \$1,000	818	5712	Furniture stores -----	1
		Number of establishments	5713-15, 19	Other home furnishings stores -----	-
			572, 573	Household appliance, radio, television, music stores -----	1
	Retail stores, total -----	37	58	Eating, drinking places -----	3
52	Lumber, building materials, hardware, farm equipment dealers -----	1	5812	Eating places -----	3
5251	Hardware stores -----	1	5813	Drinking places (alcoholic beverages) -----	-
52 ex. 5251	Other -----	-	59 pt. (591)	Drug stores, proprietary stores -----	1
53 part	General merchandise group stores -----	4	59 ex. 591	Other retail stores -----	6
531	Department stores -----	1	592	Liquor stores -----	2
533	Limited price variety stores -----	1	594	Book, stationery stores -----	-
539	Miscellaneous general merchandise stores -----	2	595	Sporting goods stores, bicycle shops -----	1
			597	Jewelry stores -----	1
54	Food stores -----	3	5992	Florists -----	-
			5996	Camera, photographic supply stores -----	-

Standard Notes: - Represents zero. (D) Withheld to avoid disclosure. (NA) Not available.

TABLE 6. Other Major Retail Centers in the SMSA: 1963—Continued

MRC No. 22. Includes establishments on Annapolis Rd. from Ardmore-Ardwick Rd. to 76th Ave. (Prince Georges County, Md.)

SIC code	Kind of business	Total	SIC code	Kind of business	Number of establishments
	Retail stores, total:				
	Number -----	20	55 ex. 554	Automotive Dealers -----	-
	Sales ----- \$1,000--	12 462	55 pt. (554)	Gasoline service stations -----	2
54, 58, 591	Convenience goods stores:		56	Apparel, accessory stores -----	4
	Number -----	8	561, 567	Men's, boys' apparel stores, custom tailors -----	1
	Sales ----- \$1,000--	2 323	562-3, 568	Women's clothing, specialty stores -----	1
53 part, 56, 57	Shopping goods stores:		562	Women's ready-to-wear stores -----	1
	Number -----	6	565	Family clothing stores -----	-
	Sales ----- \$1,000--	(D)	566	Shoe stores -----	2
52, 55, 59 ex. 591	All other stores:		564, 569	Other apparel, accessory stores -----	-
	Number -----	6	57	Furniture, home furnishings, equipment stores -----	-
	Sales ----- \$1,000--	(D)	5712	Furniture stores -----	-
			5713-15, 19	Other home furnishings stores -----	-
		Number of establishments	572, 573	Household appliance, radio, television, music stores -----	-
	Retail stores, total -----	20	58	Eating, drinking places -----	4
52	Lumber, building materials, hardware, farm equipment dealers -----	2	5812	Eating places -----	3
5251	Hardware stores -----	1	5813	Drinking places (alcoholic beverages) -----	1
52 ex. 5251	Other -----	1	59 pt. (591)	Drug stores, proprietary stores -----	2
53 part	General merchandise group stores -----	2	59 ex. 591	Other retail stores -----	2
531	Department stores -----	1	592	Liquor stores -----	-
533	Limited price variety stores -----	-	594	Book, stationery stores -----	-
539	Miscellaneous general merchandise stores -----	1	595	Sporting goods stores, bicycle shops -----	-
			597	Jewelry stores -----	1
54	Food stores -----	2	5992	Florists -----	-
			5996	Camera, photographic supply stores -----	-

MRC No. 23. Includes the planned center known as "Penn-Mar Shopping Center" on east side of Donnell Dr. from Marlboro Pike to Pennsylvania Ave. (Prince Georges County, Md.)

SIC code	Kind of business	Total	SIC code	Kind of business	Number of establishments
	Retail stores, total:				
	Number -----	21	55 ex. 554	Automotive dealers -----	1
	Sales ----- \$1,000--	9 891	55 pt. (554)	Gasoline service stations -----	1
54, 58, 591	Convenience goods stores:		56	Apparel, accessory stores -----	5
	Number -----	7	561, 567	Men's, boys' apparel stores, custom tailors -----	1
	Sales ----- \$1,000--	4 074	562-3, 568	Women's clothing, specialty stores -----	2
53 part, 56, 57	Shopping goods stores:		562	Women's ready-to-wear stores -----	2
	Number -----	8	565	Family clothing stores -----	-
	Sales ----- \$1,000--	4 584	566	Shoe stores -----	2
52, 55, 59 ex. 591	All other stores:		564, 569	Other apparel, accessory stores -----	-
	Number -----	6	57	Furniture, home furnishings, equipment stores -----	-
	Sales ----- \$1,000--	1 233	5712	Furniture stores -----	-
			5713-15, 19	Other home furnishings stores -----	-
		Number of establishments	572, 573	Household appliance, radio, television, music stores -----	-
	Retail stores, total -----	21	58	Eating, drinking places -----	1
52	Lumber, building materials, hardware, farm equipment dealers -----	1	5812	Eating places -----	1
5251	Hardware stores -----	-	5813	Drinking places (alcoholic beverages) -----	-
52 ex. 5251	Other -----	1	59 pt. (591)	Drug stores, proprietary stores -----	1
53 part	General merchandise group stores -----	3	59 ex. 591	Other retail stores -----	3
531	Department stores -----	1	592	Liquor stores -----	1
533	Limited price variety stores -----	1	594	Book, stationery stores -----	-
539	Miscellaneous general merchandise stores -----	1	595	Sporting goods stores, bicycle shops -----	-
			597	Jewelry stores -----	1
54	Food stores -----	5	5992	Florists -----	-
			5996	Camera, photographic supply stores -----	-

Standard Notes: - Represents zero. (D) Withheld to avoid disclosure. (NA) Not available.

TABLE 6. Other Major Retail Centers in the SMSA: 1963—Continued

MRC No. 24. Includes the planned center known as "Marlow Heights Shopping Center" in the area bounded by: St. Clair Dr., Branch Ave., St. Barnabas Rd., and 28th Ave. (Prince Georges County, Md.)

SIC code	Kind of business	Total	SIC code	Kind of business	Number of establishments
	Retail stores, total:				
	Number -----	34	55 ex. 554	Automotive Dealers -----	1
	Sales ----- \$1,000--	22 517	55 pt. (554)	Gasoline service stations -----	-
54, 58, 591	Convenience goods stores:				
	Number -----	8	56	Apparel, accessory stores -----	10
	Sales ----- \$1,000--	(D)	561, 567	Men's, boys' apparel stores, custom tailors -----	2
53 part, 56, 57	Shopping goods stores:		562.3, 568	Women's clothing, specialty stores -----	4
	Number -----	15	562	Women's ready-to-wear stores -----	3
	Sales ----- \$1,000--	14 888	565	Family clothing stores -----	-
			566	Shoe stores -----	3
52, 55,	All other stores:		564, 569	Other apparel, accessory stores -----	1
59 ex. 591	Number -----	11	57	Furniture, home furnishings, equipment stores ----	2
	Sales ----- \$1,000--	(D)	5712	Furniture stores -----	1
		Number of	5713-15, 19	Other home furnishings stores -----	-
		estab-	572, 573	Household appliance, radio, television, music	
		lishments		stores -----	1
	Retail stores, total -----	34	58	Eating, drinking places -----	3
52	Lumber, building materials, hardware, farm equip-		5812	Eating places -----	3
	ment dealers -----	2	5813	Drinking places (alcoholic beverages) -----	-
5251	Hardware stores -----	1	59 pt. (591)	Drug stores, proprietary stores -----	2
52 ex. 5251	Other -----	1	59 ex. 591	Other retail stores -----	8
53 part	General merchandise group stores -----	3	592	Liquor stores -----	1
531	Department stores -----	1	594	Book, stationery stores -----	-
533	Limited price variety stores -----	1	595	Sporting goods stores, bicycle shops -----	-
539	Miscellaneous general merchandise stores -----	1	597	Jewelry stores -----	2
54	Food stores -----	3	5992	Florists -----	-
			5996	Camera, photographic supply stores -----	1

Standard Notes: - Represents zero. (D) Withheld to avoid disclosure. (NA) Not available.

Waterbury, Conn., SMSA

CONTENTS

[Page numbers listed here omit the chapter prefix, 111-, which appears as part of number for each page]

	page
Standard Metropolitan Statistical Area Map	1
Chart on Retail Sales: 1963 and 1958	3
TABLE 1 The Central Business District: 1963 and 1958	4
2 The City: 1963 and 1958	5
3 The Standard Metropolitan Statistical Area: 1963 and 1958	6
4 CBD, City, SMSA—Sales Comparisons: 1958 and 1963	7
5 CBD Sales as Percent of City and SMSA Sales: 1963 and 1958	8
6 Other Major Retail Centers in the SMSA: 1963	9

WATERBURY, CONN.

Standard Metropolitan Statistical Area, Central Business District, and Major Retail Centers

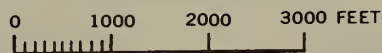


STANDARD METROPOLITAN
STATISTICAL AREA
& CENTRAL CITY



CENTRAL
BUSINESS
DISTRICT

Comprising Census Tract W-1



WATERBURY, CONN.

Standard Metropolitan Statistical Area, Central Business District, and Major Retail Centers




- Central Business District
- ① Major Retail Centers


0 1 2 3 MILES

Waterbury SMSA

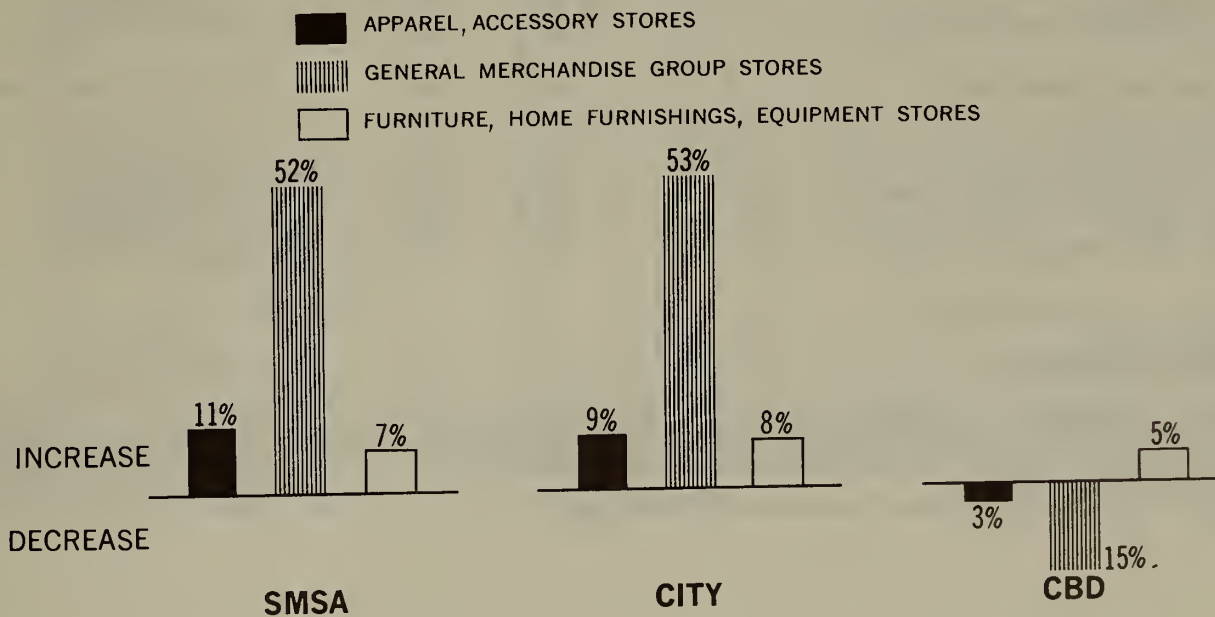
Retail Sales: 1958 and 1963 IN MILLIONS OF DOLLARS



Waterbury



Percent Change in Sales, 1958-1963 by Types of Stores



1963 CENSUS OF BUSINESS, U.S. Department of Commerce, Bureau of the Census

TABLE 1. The Central Business District: 1963 and 1958

SIC code	Kind of business	1963				1958 ¹		
		Estab- lish- ments (number)	Sales (\$1,000)	Payroll, entire year (\$1,000)	Paid employees, workweek ended nearest Nov. 15 (number)	Estab- lish- ments (number)	Sales (\$1,000)	Payroll, entire year (\$1,000)
	RETAIL STORES							
	Total ² -----	412	61 537	9 351	2 672	476	66 093	9 947
52	Lumber, building materials, hardware, farm equip- ment dealers -----	11	964	179	39	18	1 062	168
5251	Hardware stores -----	3	44	3	1	5	63	3
52 ex. 5251	Other -----	8	920	176	38	13	999	165
53 part ³	General merchandise group stores ² -----	12	8 085	1 481	537	17	9 505	1 766
531	Department stores -----	3	4 990	870	324	3	5 088	956
533	Limited price variety stores -----	3	(D)	(D)	(D)	5	3 863	730
539	Miscellaneous general merchandise stores -----	6	(D)	(D)	(D)	9	554	80
54	Food stores -----	50	6 622	642	193	52	9 784	901
55 ex. 554	Automotive dealers -----	13	11 001	1 046	251	23	10 857	1 142
55 pt. (554)	Gasoline service stations -----	9	862	52	16	14	872	65
56	Apparel, accessory stores -----	76	13 402	2 478	740	90	13 750	2 600
561, 567	Men's, boys' apparel stores, custom tailors -----	21	2 681	405	131	24	2 359	403
562-3, 568	Women's clothing, specialty stores -----	33	7 614	1 588	481	40	5 159	1 023
562	Women's ready-to-wear stores ³ -----	12	3 114	567	179	22	3 237	647
565	Family clothing stores ³ -----	5	(D)	(D)	(D)	8	4 170	886
566	Shoe stores -----	16	1 363	192	37	13	(D)	(D)
564, 569	Other apparel, accessory stores -----	1	(D)	(D)	(D)	5	(D)	(D)
57	Furniture, home furnishings, equipment stores -----	52	7 578	1 518	290	55	7 241	1 311
5712	Furniture stores -----	18	4 750	1 035	165	16	3 124	606
5713-15, 19	Other home furnishings stores -----	20	1 760	339	88	20	1 964	319
572, 573	Household appliance, radio, television, music stores -----	14	1 068	144	37	19	2 153	386
58	Eating, drinking places -----	76	3 660	726	292	100	4 039	796
5812	Eating places -----	49	2 439	510	214	66	2 612	588
5813	Drinking places (alcoholic beverages) -----	27	1 221	216	78	34	1 427	208
59 pt. (591)	Drug stores, proprietary stores -----	14	1 983	253	74	13	1 825	235
59 ex. 591	Other retail stores ⁴ -----	99	7 380	976	240	94	7 158	963
592	Liquor stores -----	20	1 428	83	24	20	1 266	55
594	Book, stationery stores -----	4	(D)	(D)	(D)	4	(D)	(D)
595	Sporting goods stores, bicycle shops -----	4	(D)	(D)	(D)	2	(D)	(D)
597	Jewelry stores -----	12	1 637	333	73	13	(D)	(D)
5992	Florists -----	8	433	94	28	3	208	32
5996	Camera, photographic supply stores -----	4	(D)	(D)	(D)	4	927	99
	SELECTED SERVICES							
7011	Hotels, motels -----	5	(D)	(D)	(D)	7	889	315
783	Motion picture theaters -----	2	(D)	(D)	(D)	3	(D)	(D)

Standard Notes: - Represents zero. (D) Withheld to avoid disclosure. (NA) Not available.

¹1958 group totals for SIC 53 and 56 may include data for "nonemployer" establishments which could not be classified and tabulated by detailed kinds of business.

²Excludes nonstore retailers (i.e., mail order, direct selling, merchandise vending machine operators) part of SIC 53.

³1958 data limited to "employer" establishments.

⁴Includes data for those kinds of business in SIC 59 (ex. 591) not covered in any of the lines below.

TABLE 2. The City: 1963 and 1958

SIC code	Kind of business	1963				1958 ¹		
		Estab- lish- ments (number)	Sales (\$1,000)	Payroll, entire year (\$1,000)	Paid employees, workweek ended nearest Nov. 15 (number)	Estab- lish- ments (number)	Sales (\$1,000)	Payroll, entire year (\$1,000)
RETAIL STORES								
	Total ² -----	1 126	169 107	20 017	5 721	1 324	140 814	16 468
52	Lumber, building materials, hardware, farm equip- ment dealers -----	30	7 645	1 157	236	64	7 570	1 185
5251	Hardware stores -----	7	514	72	18	23	784	59
52 ex. 5251	Other -----	23	7 131	1 085	218	41	6 786	1 126
53 part ²	General merchandise group stores ² -----	56	20 361	2 813	1 013	39	13 288	2 158
531	Department stores -----	8	13 455	1 571	607	6	7 872	1 235
533	Limited price variety stores -----	40	5 822	1 079	348	9	4 540	828
539	Miscellaneous general merchandise stores -----	8	1 084	163	58	24	876	95
54	Food stores -----	216	45 416	3 586	1 087	266	39 881	2 849
55 ex. 554	Automotive dealers -----	49	27 948	2 772	519	62	20 810	2 124
55 pt. (554)	Gasoline service stations -----	94	8 676	644	203	97	5 901	368
56	Apparel, accessory stores -----	105	15 853	2 784	835	113	14 553	2 635
561, 567	Men's, boys' apparel stores, custom tailors -----	26	3 164	483	152	30	2 599	439
562-3, 568	Women's clothing, specialty stores -----	44	8 167	1 674	508	44	5 248	1 032
562	Women's ready-to-wear stores ³ -----	19	3 548	632	198	24	(D)	(D)
565	Family clothing stores ³ -----	9	(D)	(D)	(D)	13	4 330	886
566	Shoe stores -----	22	2 151	268	60	17	1 349	183
564, 569	Other apparel, accessory stores -----	4	(D)	(D)	(D)	7	927	95
57	Furniture, home furnishings, equipment stores -----	75	10 904	1 915	387	108	10 109	1 593
5712	Furniture stores -----	23	5 834	1 178	201	29	4 328	771
5713-15, 19	Other home furnishings stores -----	27	2 041	401	101	26	2 592	371
572, 573	Household appliance, radio, television, music stores -----	25	3 029	336	85	53	3 189	451
58	Eating, drinking places -----	228	10 584	1 973	808	271	9 762	1 690
5812	Eating places -----	143	6 808	1 400	577	176	6 440	1 246
5813	Drinking places (alcoholic beverages) -----	85	3 776	573	231	95	3 322	444
59 pt. (591)	Drug stores, proprietary stores -----	50	5 134	672	216	55	4 712	555
59 ex. 591	Other retail stores ⁴ -----	223	16 586	1 701	417	249	14 228	1 311
592	Liquor stores -----	70	4 828	238	62	82	4 463	117
594	Book, stationery stores -----	6	(D)	(D)	(D)	4	(D)	(D)
595	Sporting goods stores, bicycle shops -----	6	(D)	(D)	(D)	2	(D)	(D)
597	Jewelry stores -----	17	1 792	342	78	15	1 499	335
5992	Florists -----	15	648	112	35	14	448	74
5996	Camera, photographic supply stores -----	5	515	42	12	4	927	99
SELECTED SERVICES								
7011	Hotels, motels -----	6	(D)	(D)	(D)	11	934	325
783	Motion picture theaters -----	3	442	116	48	7	762	206

Standard Notes: - Represents zero. (D) Withheld to avoid disclosure. (NA) Not available.

¹1958 group totals for SIC 53 and 56 may include data for "nonemployer" establishments which could not be classified and tabulated by detailed kinds of business.

²Excludes nonstore retailers (i.e., mail order, direct selling, merchandise vending machine operators) part of SIC 53.

³1958 data limited to "employer" establishments.

⁴Includes data for those kinds of business in SIC 59 (ex. 591) not covered in any of the lines below.

TABLE 3. The Standard Metropolitan Statistical Area: 1963 and 1958

SIC code	Kind of business	1963				1958 ¹		
		Estab- lish- ments	Sales	Payroll, entire year	Paid employees, workweek ended nearest Nov. 15	Estab- lish- ments	Sales	Payroll, entire year
		(number)	(\$1,000)	(\$1,000)	(number)	(number)	(\$1,000)	(\$1,000)
	RETAIL STORES							
	Total ² -----	1 775	253 598	28 273	8 076	1 955	201 700	(NA)
52	Lumber, building materials, hardware, farm equip- ment dealers -----	74	12 874	1 930	384	100	12 771	(NA)
5251	Hardware stores -----	24	2 012	289	66	(NA)	(NA)	(NA)
52 ex. 5251	Other -----	50	10 862	1 641	318	(NA)	(NA)	(NA)
53 part ²	General merchandise group stores ² -----	72	21 819	2 995	1 084	60	14 331	(NA)
531	Department stores -----	8	13 455	1 571	607	(NA)	(NA)	(NA)
533	Limited price variety stores -----	47	6 925	1 219	405	(NA)	(NA)	(NA)
539	Miscellaneous general merchandise stores -----	17	1 439	205	72	(NA)	(NA)	(NA)
54	Food stores -----	321	70 584	5 426	1 637	375	58 612	(NA)
55 ex. 554	Automotive dealers -----	81	47 657	4 340	822	96	31 529	3 040
55 pt. (554)	Gasoline service stations -----	177	15 566	1 149	380	162	9 914	(NA)
56	Apparel, accessory stores -----	138	18 966	3 193	947	147	17 025	(NA)
561, 567	Men's, boys' apparel stores, custom tailors -----	36	3 941	573	173	(NA)	(NA)	(NA)
562-3, 568	Women's clothing, specialty stores -----	55	9 378	1 838	553	(NA)	(NA)	(NA)
562	Women's ready-to-wear stores ³ -----	25	4 622	790	236	(NA)	(NA)	(NA)
565	Family clothing stores ³ -----	14	2 210	303	89	(NA)	(NA)	(NA)
566	Shoe stores -----	27	2 405	294	70	(NA)	(NA)	(NA)
564, 569	Other apparel, accessory stores -----	6	1 032	185	62	(NA)	(NA)	(NA)
57	Furniture, home furnishings, equipment stores -----	107	13 875	2 317	490	153	12 919	(NA)
5712	Furniture stores -----	35	7 305	1 429	259	(NA)	(NA)	(NA)
5713-15, 19	Other home furnishings stores -----	34	2 636	455	119	(NA)	(NA)	(NA)
572, 573	Household appliance, radio, television, music stores -----	38	3 934	433	112	(NA)	(NA)	(NA)
58	Eating, drinking places -----	374	18 210	3 494	1 401	403	15 408	(NA)
5812	Eating places -----	255	12 917	2 674	1 081	(NA)	(NA)	(NA)
5813	Drinking places (alcoholic beverages) -----	119	5 293	820	320	(NA)	(NA)	(NA)
59 pt. (591)	Drug stores, proprietary stores -----	79	8 276	1 032	321	85	7 403	(NA)
59 ex. 591	Other retail stores ⁴ -----	352	25 771	2 397	610	374	21 788	(NA)
592	Liquor stores -----	107	7 603	325	97	(NA)	(NA)	(NA)
594	Book, stationery stores -----	12	1 714	235	55	(NA)	(NA)	(NA)
595	Sporting goods stores, bicycle shops -----	10	378	(D)	(D)	(NA)	(NA)	(NA)
597	Jewelry stores -----	20	2 019	371	85	(NA)	(NA)	(NA)
5992	Florists -----	26	905	139	43	(NA)	(NA)	(NA)
5996	Camera, photographic supply stores -----	9	624	52	17	(NA)	(NA)	(NA)
	SELECTED SERVICES							
7011	Hotels, motels -----	9	(D)	(D)	(D)	(NA)	(NA)	(NA)
783	Motion picture theaters -----	7	583	146	64	12	1 007	268

Standard Notes: - Represents zero. (D) Withheld to avoid disclosure. (NA) Not available.

¹1958 group totals for SIC 53 and 56 may include data for "nonemployer" establishments which could not be classified and tabulated by detailed kinds of business.

²Excludes nonstore retailers (i.e., mail order, direct selling, merchandise vending machine operators) part of SIC 53.

³1958 data limited to "employer" establishments.

⁴Includes data for those kinds of business in SIC 59 (ex. 591) not covered in any of the lines below.

TABLE 4. CBD, City, SMSA—Sales Comparisons: 1958 and 1963

SIC code	Kind of business	Percent change in sales			Percent distribution of sales					
		Central business district	City	Standard metropolitan statistical area	Central business district		City		Standard metropolitan statistical area	
					1963	1958	1963	1958	1963	1958
RETAIL STORES										
	Total ² -----	-6.9	20.1	25.7	100.0	100.0	100.0	100.0	100.0	100.0
52	Lumber, building materials, hardware, farm equipment dealers -----	-9.2	1.0	0.8	1.6	1.6	4.5	5.4	5.1	6.3
5251	Hardware stores -----	-30.2	-34.4	(NA)	0.1	0.1	0.3	0.6	0.8	(NA)
52 ex. 5251	Other -----	-7.9	5.1	(NA)	1.5	1.5	4.2	4.8	4.3	(NA)
53 part ³	General merchandise group stores ^{1,2} -----	-14.9	53.2	52.3	13.1	14.4	12.0	9.4	8.6	7.1
531	Department stores -----	-1.9	70.9	(NA)	8.1	7.7	8.0	5.6	5.3	(NA)
533	Limited price variety stores -----	(D)	28.2	(NA)	(D)	5.8	3.4	3.2	2.7	(NA)
539	Miscellaneous general merchandise stores -----	(D)	23.7	(NA)	(D)	0.8	0.6	0.6	0.6	(NA)
54	Food stores -----	-32.3	13.9	20.4	10.8	14.8	26.9	28.3	27.8	29.1
55 ex. 554	Automotive dealers -----	1.3	34.3	51.2	17.9	16.4	16.5	14.8	18.8	15.6
55 pt. (554)	Gasoline service stations -----	-1.2	47.0	57.0	1.4	1.3	5.1	4.2	6.1	4.9
56	Apparel, accessory stores ¹ -----	-2.5	8.9	11.4	21.8	20.8	9.4	10.3	7.5	8.4
561, 567	Men's, boys' apparel stores, custom tailors -----	13.6	21.7	(NA)	4.4	3.6	1.9	1.8	1.6	(NA)
562-3, 568	Women's clothing, specialty stores -----	47.6	55.6	(NA)	5.1	4.9	2.1	(D)	1.8	(NA)
562	Women's ready-to-wear stores ³ -----	-3.8	(D)	(NA)	5.1	4.9	2.1	(D)	1.8	(NA)
565	Family clothing stores ³ -----	(D)	(D)	(NA)	(D)	6.3	(D)	3.1	0.9	(NA)
566	Shoe stores -----	(D)	59.5	(NA)	2.2	(D)	1.3	1.0	0.9	(NA)
564, 569	Other apparel, accessory stores -----	(D)	(D)	(NA)	(D)	(D)	(D)	0.7	0.4	(NA)
57	Furniture, home furnishings, equipment stores -----	4.7	7.9	7.4	12.3	11.0	6.4	7.2	5.5	6.4
5712	Furniture stores -----	52.0	34.8	(NA)	7.7	4.7	3.4	3.1	2.9	(NA)
5713-15, 19	Other home furnishings stores -----	-10.4	-21.3	(NA)	2.9	3.0	1.2	1.8	1.0	(NA)
572, 573	Household appliance, radio, television, music stores -----	-50.4	-5.0	(NA)	1.7	3.3	1.8	2.3	1.6	(NA)
58	Eating, drinking places -----	-9.4	8.4	18.2	5.9	6.1	6.3	6.9	7.2	7.6
5812	Eating places -----	-6.6	5.7	(NA)	4.0	4.0	4.0	4.6	5.1	(NA)
5813	Drinking places (alcoholic beverages) -----	-14.4	13.7	(NA)	2.0	2.2	2.2	2.4	2.1	(NA)
59 pt. (591)	Drug stores, proprietary stores ⁴ -----	8.7	9.0	11.8	3.2	2.8	3.0	3.3	3.3	3.7
59 ex. 591	Other retail stores ⁴ -----	3.1	16.6	18.3	12.0	10.8	9.8	10.1	10.2	10.8
592	Liquor stores -----	12.8	8.2	(NA)	2.3	1.9	2.9	3.2	3.0	(NA)
594	Book, stationery stores -----	(D)	(D)	(NA)	(D)	(D)	(D)	(D)	0.7	(NA)
595	Sporting goods stores, bicycle shops -----	(D)	(D)	(NA)	(D)	(D)	(D)	(D)	0.1	(NA)
597	Jewelry stores -----	(D)	19.5	(NA)	2.7	(D)	1.1	1.1	0.8	(NA)
5992	Florists -----	108.2	44.6	(NA)	0.7	0.3	0.4	0.3	0.4	(NA)
5996	Camera, photographic supply stores -----	(D)	-44.5	(NA)	(D)	1.4	0.3	0.7	0.2	(NA)
SELECTED SERVICES										
7011	Hotels, motels -----	(D)	(D)	(NA)	(X)	(X)	(X)	(X)	(X)	(X)
783	Motion picture theaters -----	(D)	-42.0	-42.1	(X)	(X)	(X)	(X)	(X)	(X)

Standard Notes: - Represents zero. (D) Withheld to avoid disclosure. (NA) Not available. (X) Not applicable. (-) Minus sign before number denotes decrease.

¹1958 group totals for SIC 53 and 56 may include data for "nonemployer" establishments which could not be classified and tabulated by detailed kinds of business.

²Excludes nonstore retailers (i.e., mail order, direct selling, merchandise vending machine operators) part of SIC 53.

³1958 data limited to "employer" establishments.

⁴Includes data for those kinds of business in SIC 59 (ex. 591) not covered in any of the lines below.

TABLE 5. CBD Sales as Percent of City and SMSA Sales: 1963 and 1958

SIC code	Kind of business	Central business district sales as—			
		Percent of city sales		Percent of standard metropolitan statistical area sales	
		1963	1958	1963	1958
	RETAIL STORES				
	Total ² -----	36.4	46.9	24.3	32.8
52	Lumber, building materials, hardware, farm equipment dealers -----	12.6	14.0	7.5	8.3
5251	Hardware stores -----	8.6	8.0	2.2	(NA)
52 ex. 5251	Other -----	12.9	14.7	8.5	(NA)
53 part ²	General merchandise group stores ^{1,2} -----	39.7	71.5	37.1	66.3
531	Department stores -----	37.1	64.6	37.1	(NA)
533	Limited price variety stores -----	(D)	85.1	(D)	(NA)
539	Miscellaneous general merchandise stores -----	(D)	63.2	(D)	(NA)
54	Food stores -----	14.6	24.5	9.4	16.7
55 ex. 554	Automotive dealers -----	39.4	52.2	23.1	34.4
55 pt. (554)	Gasoline service stations -----	9.9	14.8	5.5	8.8
56	Apparel, accessory stores ¹ -----	84.5	94.5	70.7	80.8
561, 567	Men's, boys' apparel stores, custom tailors -----	84.7	90.8	68.0	(NA)
562-3, 568	Women's clothing, specialty stores -----	93.2	98.3	81.2	(NA)
562	Women's ready-to-wear stores ³ -----	87.8	(D)	67.4	(NA)
565	Family clothing stores ³ -----	(D)	96.3	(D)	(NA)
566	Shoe stores -----	63.4	(D)	56.7	(D)
564, 569	Other apparel, accessory stores -----	(D)	(D)	(D)	(D)
57	Furniture, home furnishings, equipment stores -----	69.5	71.6	54.6	56.0
5712	Furniture stores -----	81.4	72.2	65.0	(NA)
5713-15, 19	Other home furnishings stores -----	86.2	75.8	66.8	(NA)
572, 573	Household appliance, radio, television, music stores -----	35.3	67.5	27.1	(NA)
58	Eating, drinking places -----	34.6	41.4	20.1	26.2
5812	Eating places -----	35.8	40.6	18.9	(NA)
5813	Drinking places (alcoholic beverages) -----	32.3	43.0	23.1	(NA)
59 pt. (591)	Drug stores, proprietary stores -----	38.6	38.7	24.0	24.7
59 ex. 591	Other retail stores ⁴ -----	44.5	50.3	28.6	32.9
592	Liquor stores -----	29.6	28.4	18.8	(NA)
594	Book, stationery stores -----	(D)	(D)	(D)	(D)
595	Sporting goods stores, bicycle shops -----	(D)	(D)	(D)	(D)
597	Jewelry stores -----	91.4	(D)	81.1	(D)
5992	Florists -----	66.8	46.4	47.8	(NA)
5996	Camera, photographic supply stores -----	(D)	100.0	(D)	(NA)
	SELECTED SERVICES				
7011	Hotels, motels -----	(D)	95.2	(D)	(NA)
783	Motion picture theaters -----	(D)	(D)	(D)	(D)

Standard Notes: - Represents zero. (D) Withheld to avoid disclosure. (NA) Not available.

¹1958 group totals for SIC 53 and 56 may include data for "nonemployer" establishments which could not be classified and tabulated by detailed kinds of business.

²Excludes nonstore retailers (i.e., mail order, direct selling, merchandise vending machine operators) part of SIC 53.

³1958 data limited to "employer" establishments.

⁴Includes data for those kinds of business in SIC 59 (ex. 591) not covered in any of the lines below.

TABLE 6. Other Major Retail Centers in the SMSA: 1963

MRC No. 1. Includes the planned center known as "Waterbury Plaza Shopping Center" and establishments along Chase Ave. from North Main St. to Wigwam Ave.

SIC code	Kind of business	Total	SIC code	Kind of business	Number of establishments
	Retail stores, total:				
	Number -----	28	55 ex. 554	Automotive Dealers -----	-
	Sales ----- \$1,000--	12 125	55 pt. (554)	Gasoline service stations -----	3
54, 58, 591	Convenience goods stores:		56	Apparel, accessory stores -----	5
	Number -----	9	561, 567	Men's, boys' apparel stores, custom tailors -----	1
	Sales ----- \$1,000--	(D)	562-3, 568	Women's clothing, specialty stores -----	2
53 part, 56, 57	Shopping goods stores:		562	Women's ready-to-wear stores -----	-
	Number -----	12	565	Family clothing stores -----	2
	Sales ----- \$1,000--	7 313	566	Shoe stores -----	2
52, 55, 59 ex. 591	All other stores:		564, 569	Other apparel, accessory stores -----	-
	Number -----	7	57	Furniture, home furnishings, equipment stores -----	1
	Sales ----- \$1,000--	(D)	5712	Furniture stores -----	-
		Number of establishments	5713-15, 19	Other home furnishings stores -----	-
			572, 573	Household appliance, radio, television, music stores -----	1
	Retail stores, total -----	28	58	Eating, drinking places -----	3
52	Lumber, building materials, hardware, farm equipment dealers -----	-	5812	Eating places -----	3
5251	Hardware stores -----	-	5813	Drinking places (alcoholic beverages) -----	-
52 ex. 5251	Other -----	-	59 pt. (591)	Drug stores, proprietary stores -----	1
53 part	General merchandise group stores -----	6	59 ex. 591	Other retail stores -----	4
531	Department stores -----	3	592	Liquor stores -----	2
533	Limited price variety stores -----	2	594	Book, stationery stores -----	-
539	Miscellaneous general merchandise stores -----	1	595	Sporting goods stores, bicycle shops -----	-
			597	Jewelry stores -----	-
54	Food stores -----	5	5992	Florists -----	-
			5996	Camera, photographic supply stores -----	1

Standard Notes: - Represents zero. (D) Withheld to avoid disclosure. (NA) Not available.

Wichita, Kans., SMSA

CONTENTS

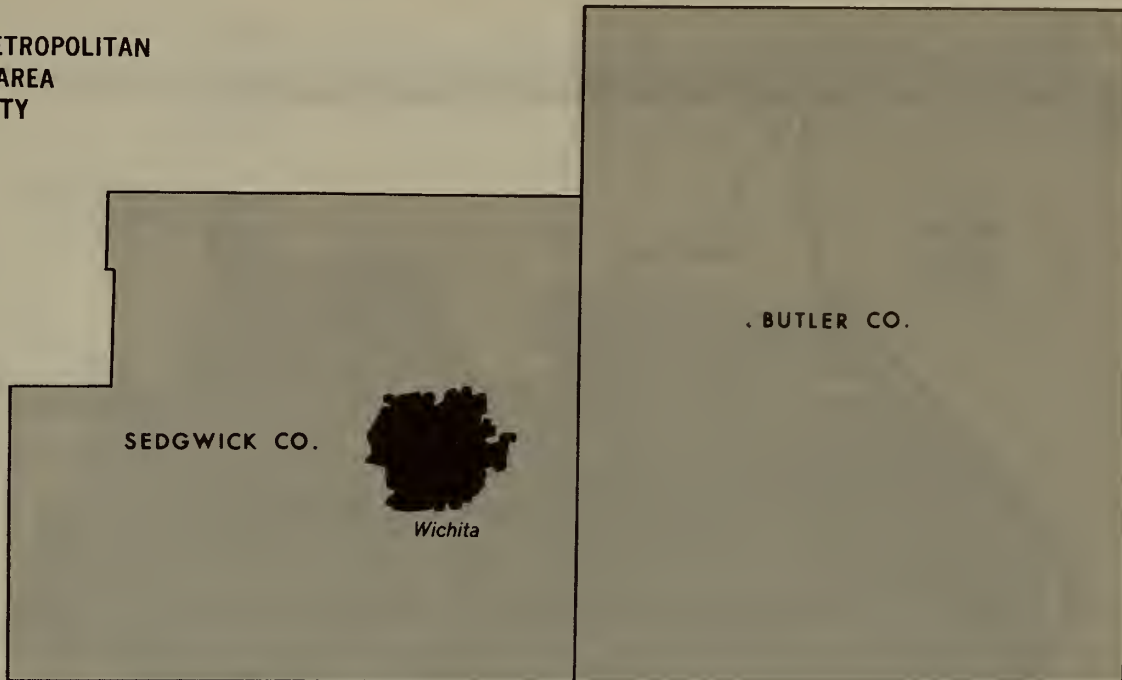
[Page numbers listed here omit the chapter prefix, 112-, which appears as part of number for each page]

	page
Standard Metropolitan Statistical Area Map	1
Chart on Retail Sales: 1963 and 1958	3
TABLE 1 The Central Business District: 1963 and 1958	4
2 The City: 1963 and 1958	5
3 The Standard Metropolitan Statistical Area: 1963 and 1958	6
4 CBD, City, SMSA—Sales Comparisons: 1958 and 1963	7
5 CBD Sales as Percent of City and SMSA Sales: 1963 and 1958	8
6 Other Major Retail Centers in the SMSA: 1963	9

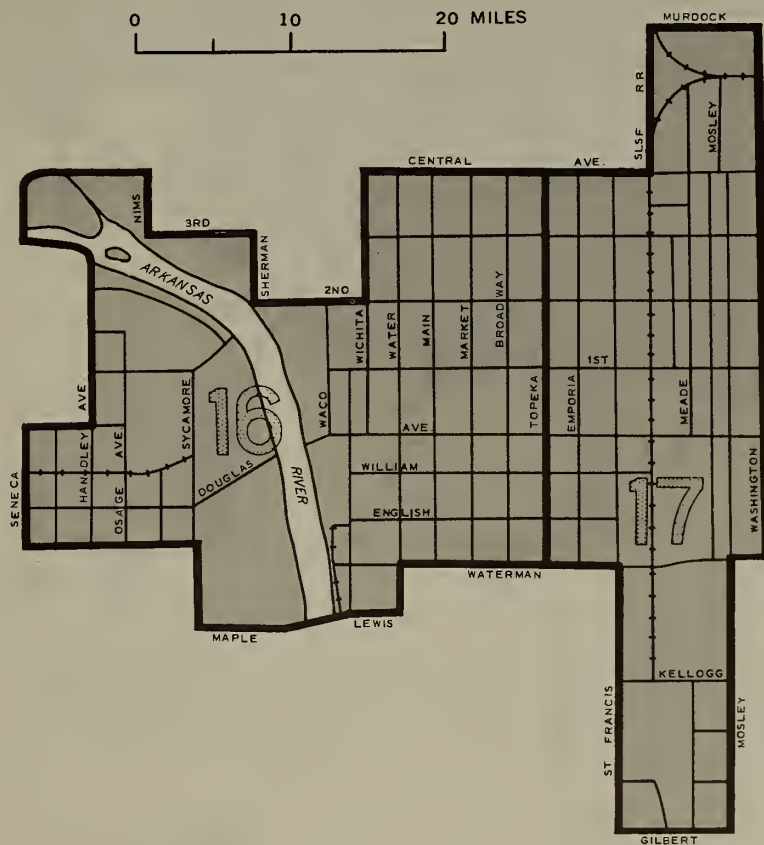
WICHITA, KANS.

Standard Metropolitan Statistical Area, Central Business District, and Major Retail Centers

STANDARD METROPOLITAN
STATISTICAL AREA
& CENTRAL CITY



0 10 20 MILES



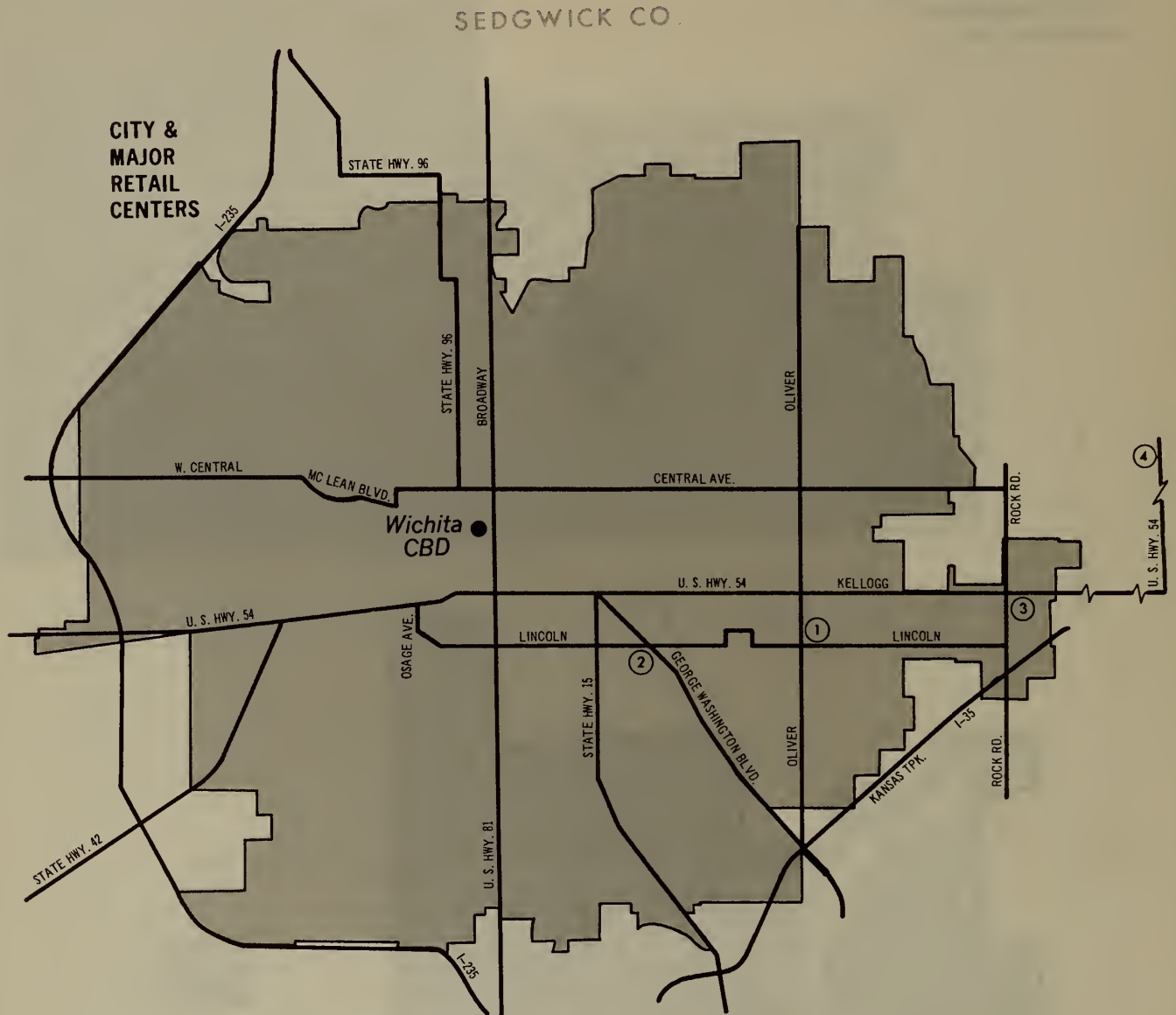
**CENTRAL
BUSINESS
DISTRICT**

Comprising Census Tracts 16 and 17

0 1000 2000 FEET

WICHITA, KANS.

Standard Metropolitan Statistical Area, Central Business District, and Major Retail Centers




- Central Business District
- ① Major Retail Centers




0 1 2 MILES

Wichita SMSA


Retail Sales: 1958 and 1963 IN MILLIONS OF DOLLARS



Wichita



Percent Change in Sales, 1958-1963 by Types of Stores



1963 CENSUS OF BUSINESS, U.S. Department of Commerce, Bureau of the Census

TABLE 1. The Central Business District: 1963 and 1958

SIC code	Kind of business	1963				1958 ¹		
		Estab- lish- ments (number)	Sales (\$1,000)	Payroll, entire year (\$1,000)	Paid employees, workweek ended nearest Nov. 15 (number)	Estab- lish- ments (number)	Sales (\$1,000)	Payroll, entire year (\$1,000)
	RETAIL STORES							
	Total ² -----	375	94 396	14 045	4 037	471	105 289	15 449
52	Lumber, building materials, hardware, farm equip- ment dealers -----	15	3 631	480	92	20	7 901	683
5251	Hardware stores -----	3	483	75	9	4	660	80
52 ex. 5251	Other -----	12	3 148	405	83	16	7 241	603
53 part ²	General merchandise group stores ² -----	11	23 587	3 941	1 446	13	29 634	5 112
531	Department stores -----	5	21 556	3 519	1 259	5	(D)	(D)
533	Limited price variety stores -----	4	(D)	(D)	(D)	5	3 222	605
539	Miscellaneous general merchandise stores -----	2	(D)	(D)	(D)	3	(D)	(D)
54	Food stores -----	14	2 498	236	70	16	2 100	259
55 ex. 554	Automotive dealers -----	26	31 129	3 303	581	21	20 745	2 365
55 pt. (554)	Gasoline service stations -----	16	1 740	233	62	21	1 935	218
56	Apparel, accessory stores -----	49	12 791	2 615	719	72	15 388	2 193
561, 567	Men's, boys' apparel stores, custom tailors -----	10	1 232	193	48	16	1 761	229
562-3, 568	Women's clothing, specialty stores -----	16	3 266	702	208	25	4 748	720
562	Women's ready-to-wear stores ³ -----	7	2 445	563	174	17	4 137	618
565	Family clothing stores ³ -----	7	(D)	(D)	(D)	9	(D)	(D)
566	Shoe stores -----	15	2 606	429	117	16	2 441	347
564, 569	Other apparel, accessory stores -----	1	(D)	(D)	(D)	2	(D)	(D)
57	Furniture, home furnishings, equipment stores -----	24	4 870	867	206	36	7 461	1 257
5712	Furniture stores -----	10	2 240	380	85	15	2 661	456
5713-15, 19	Other home furnishings stores -----	3	112	14	4	6	208	30
572, 573	Household appliance, radio, television, music stores -----	11	2 518	473	117	15	4 592	771
58	Eating, drinking places -----	111	4 221	1 000	501	124	4 899	1 130
5812	Eating places -----	93	3 818	939	474	109	4 540	1 077
5813	Drinking places (alcoholic beverages) -----	18	403	61	27	15	359	53
59 pt. (591)	Drug stores, proprietary stores -----	14	2 123	274	74	25	4 403	670
59 ex. 591	Other retail stores ⁴ -----	95	7 806	1 096	286	123	10 823	1 562
592	Liquor stores -----	25	1 116	36	20	30	1 600	80
594	Book, stationery stores -----	4	(D)	(D)	(D)	9	1 294	249
595	Sporting goods stores, bicycle shops -----	2	(D)	(D)	(D)	2	(D)	(D)
597	Jewelry stores -----	12	1 755	219	62	17	3 001	508
5992	Florists -----	1	(D)	(D)	(D)	4	264	50
5996	Camera, photographic supply stores -----	2	(D)	(D)	(D)	4	485	45
	SELECTED SERVICES							
7011	Hotels, motels -----	22	3 375	1 407	751	26	3 733	1 298
783	Motion picture theaters -----	4	1 015	236	90	9	(D)	(D)

Standard Notes: - Represents zero. (D) Withheld to avoid disclosure. (NA) Not available.

¹1958 group totals for SIC 53 and 56 may include data for "nonemployer" establishments which could not be classified and tabulated by detailed kinds of business.

²Excludes nonstore retailers (i.e., mail order, direct selling, merchandise vending machine operators) part of SIC 53.

³1958 data limited to "employer" establishments.

⁴Includes data for those kinds of business in SIC 59 (ex. 591) not covered in any of the lines below.

TABLE 2. The City: 1963 and 1958

SIC code	Kind of business	1963				1958 ¹		
		Estab- lish- ments (number)	Sales (\$1,000)	Payroll, entire year (\$1,000)	Paid employees, workweek ended nearest Nov. 15 (number)	Estab- lish- ments (number)	Sales (\$1,000)	Payroll, entire year (\$1,000)
	RETAIL STORES			•				
	Total ² -----	2 139	407 654	48 117	14 951	2 564	387 380 (D)	
52	Lumber, building materials, hardware, farm equip- ment dealers -----	87	19 193	2 209	490	145	29 318 2 926	
5251	Hardware stores -----	22	(D)	(D)	(D)	48	3 512 328	
52 ex. 5251	Other -----	65	(D)	(D)	(D)	97	25 806 2 598	
53 part ³	General merchandise group stores ² -----	58	58 637	8 471	3 078	72	50 240 7 976	
531	Department stores -----	10	(D)	(D)	(D)	7	40 343 6 596	
533	Limited price variety stores -----	26	7 212	1 183	545	28	(D) (D)	
539	Miscellaneous general merchandise stores -----	22	(D)	(D)	(D)	21	(D) (D)	
54	Food stores -----	191	87 374	7 152	2 166	295	87 178 6 125	
55 ex. 554	Automotive dealers -----	169	105 891	9 899	1 876	159	76 175 7 494	
55 pt. (554)	Gasoline service stations -----	369	27 803	3 005	983	428	29 438 2 959	
56	Apparel, accessory stores -----	116	24 567	4 157	1 285	135	25 531 3 502	
561, 567	Men's, boys' apparel stores, custom tailors -----	19	2 237	328	101	19	2 145 294	
562-3, 568	Women's clothing, specialty stores -----	43	(D)	(D)	(D)	48	(D) (D)	
562	Women's ready-to-wear stores ³ -----	30	(D)	(D)	(D)	35	(D) (D)	
565	Family clothing stores ³ -----	21	10 647	1 888	545	21	(D) (D)	
566	Shoe stores -----	27	(D)	(D)	(D)	32	3 643 476	
564, 569	Other apparel, accessory stores -----	6	(D)	(D)	(D)	11	497 (D)	
57	Furniture, home furnishings, equipment stores -----	136	17 734	2 503	572	165	21 179 3 040	
5712	Furniture stores -----	48	6 370	917	206	53	5 653 (D)	
5713-15, 19	Other home furnishings stores -----	29	2 461	348	82	35	2 854 (D)	
572, 573	Household appliance, radio, television, music stores -----	59	8 903	1 238	284	77	12 672 (D)	
58	Eating, drinking places -----	500	23 688	5 422	2 749	580	22 143 4 675	
5812	Eating places -----	390	20 799	5 020	2 572	473	19 605 4 386	
5813	Drinking places (alcoholic beverages) -----	110	2 889	402	177	107	2 538 289	
59 pt. (591)	Drug stores, proprietary stores -----	88	15 729	2 340	777	125	15 753 (D)	
59 ex. 591	Other retail stores ⁴ -----	425	27 038	2 959	975	460	30 425 3 284	
592	Liquor stores -----	157	10 084	489	238	170	11 452 596	
594	Book, stationery stores -----	12	(D)	(D)	(D)	12	1 643 265	
595	Sporting goods stores, bicycle shops -----	13	860	(D)	(D)	17	(D) (D)	
597	Jewelry stores -----	28	(D)	(D)	(D)	27	3 323 (D)	
5992	Florists -----	31	1 362	241	86	30	(D) (D)	
5996	Camera, photographic supply stores -----	6	(D)	(D)	(D)	14	1 049 87	
	SELECTED SERVICES							
7011	Hotels, motels -----	67	7 007	2 243	1 153	93	4 957 (D)	
783	Motion picture theaters -----	13	(D)	(D)	(D)	25	2 448 518	

Standard Notes: - Represents zero. (D) Withheld to avoid disclosure. (NA) Not available.

¹1958 group totals for SIC 53 and 56 may include data for "nonemployer" establishments which could not be classified and tabulated by detailed kinds of business.

²Excludes nonstore retailers (i.e., mail order, direct selling, merchandise vending machine operators) part of SIC 53.

³1958 data limited to "employer" establishments.

⁴Includes data for those kinds of business in SIC 59 (ex. 591) not covered in any of the lines below.

TABLE 3. The Standard Metropolitan Statistical Area: 1963 and 1958

SIC code	Kind of business	1963				1958 ¹		
		Estab- lish- ments (number)	Sales (\$1,000)	Payroll, entire year (\$1,000)	Paid employees, workweek ended nearest Nov. 15 (number)	Estab- lish- ments (number)	Sales (\$1,000)	Payroll, entire year (\$1,000)
	RETAIL STORES							
	Total ² -----	2 988	510 232	57 715	18 214	3 365	466 528	50 946
52	Lumber, building materials, hardware, farm equip- ment dealers -----	154	26 254	2 973	709	231	36 673	3 639
5251	Hardware stores -----	42	3 498	402	111	69	4 809	469
52 ex. 5251	Other -----	112	22 756	2 571	598	162	31 864	3 170
53 part ³	General merchandise group stores ² -----	84	62 393	8 919	3 250	105	53 251	8 293
531	Department stores -----	11	49 975	7 126	2 461	8	41 253	6 714
533	Limited price variety stores -----	34	8 185	1 327	609	38	(D)	(D)
539	Miscellaneous general merchandise stores -----	39	4 233	466	180	37	(D)	(D)
54	Food stores -----	285	111 350	8 659	2 699	395	108 182	7 385
55 ex. 554	Automotive dealers -----	253	132 041	12 047	2 322	215	94 564	8 956
55 pt. (554)	Gasoline service stations -----	553	43 441	4 483	1 498	581	40 327	3 793
56	Apparel, accessory stores -----	140	26 679	4 415	1 377	165	27 681	3 760
561, 567	Men's, boys' apparel stores, custom tailors -----	22	2 590	384	112	22	2 503	357
562-3, 568	Women's clothing, specialty stores -----	49	7 668	1 346	466	58	7 929	1 156
562	Women's ready-to-wear stores ³ -----	34	6 302	1 146	411	(NA)	(NA)	(NA)
565	Family clothing stores ³ -----	27	(D)	(D)	(D)	24	12 453	1 681
566	Shoe stores -----	34	4 384	653	193	43	4 183	537
564, 569	Other apparel, accessory stores -----	8	(D)	(D)	(D)	14	561	29
57	Furniture, home furnishings, equipment stores -----	181	22 155	2 994	684	199	24 143	3 359
5712	Furniture stores -----	60	7 908	1 112	242	63	6 933	957
5713-15, 19	Other home furnishings stores -----	37	2 660	360	91	38	2 893	447
572, 573	Household appliance, radio, television, music stores -----	84	11 587	1 522	351	98	14 317	1 955
58	Eating, drinking places -----	662	29 855	6 672	3 509	751	26 375	5 430
5812	Eating places -----	535	26 582	6 226	3 309	610	23 130	5 062
5813	Drinking places (alcoholic beverages) -----	127	3 273	446	200	141	3 245	368
59 pt. (591)	Drug stores, proprietary stores -----	115	18 779	2 787	941	148	18 247	2 590
59 ex. 591	Other retail stores ⁴ -----	561	37 285	3 766	1 225	575	37 085	3 741
592	Liquor stores -----	197	11 950	589	297	200	13 095	646
594	Book, stationery stores -----	14	2 403	511	127	13	1 817	288
595	Sporting goods stores, bicycle shops -----	21	1 078	135	42	23	1 354	165
597	Jewelry stores -----	35	3 430	380	124	43	3 713	569
5992	Florists -----	45	1 721	263	95	33	1 336	230
5996	Camera, photographic supply stores -----	8	556	38	11	15	1 087	91
	SELECTED SERVICES							
7011	Hotels, motels -----	108	7 770	2 420	1 255	132	5 538	1 628
783	Motion picture theaters -----	19	(D)	(D)	(D)	32	(D)	(D)

Standard Notes: - Represents zero. (D) Withheld to avoid disclosure. (NA) Not available.

¹1958 group totals for SIC 53 and 56 may include data for "nonemployer" establishments which could not be classified and tabulated by detailed kinds of business.

²Excludes nonstore retailers (i.e., mail order, direct selling, merchandise vending machine operators) part of SIC 53.

³1958 data limited to "employer" establishments.

⁴Includes data for those kinds of business in SIC 59 (ex. 591) not covered in any of the lines below.

TABLE 4. CBD, City, SMSA—Sales Comparisons: 1958 and 1963

SIC code	Kind of business	Percent change in sales			Percent distribution of sales					
		Central business district	City	Standard metropolitan statistical area	Central business district		City		Standard metropolitan statistical area	
					1963	1958	1963	1958	1963	1958
	RETAIL STORES									
	Total ² -----	-10.4	5.2	9.4	100.0	100.0	100.0	100.0	100.0	100.0
52	Lumber, building materials, hardware, farm equipment dealers -----	-54.0	-34.5	-28.4	3.8	7.5	4.7	7.6	5.2	7.9
5251	Hardware stores -----	-26.8	(D)	-27.3	0.5	0.6	(D)	0.9	0.7	1.1
52 ex. 5251	Other -----	-56.5	(D)	-28.6	3.3	6.9	(D)	6.7	4.5	6.8
53 part ¹	General merchandise group stores ^{1,2} -----	-20.4	16.7	17.2	25.0	28.2	14.4	13.0	12.2	11.4
531	Department stores -----	(D)	(D)	21.1	22.8	(D)	(D)	10.4	9.8	8.8
533	Limited price variety stores -----	(D)	(D)	(D)	(D)	3.1	1.8	(D)	1.6	(D)
539	Miscellaneous general merchandise stores -----	(D)	(D)	(D)	(D)	(D)	(D)	(D)	0.8	(D)
54	Food stores -----	19.0	0.2	2.9	2.6	2.0	21.4	22.5	21.8	23.2
55 ex. 554	Automotive dealers -----	50.1	39.0	39.6	33.0	19.7	26.0	19.7	25.9	20.3
55 pt. (554)	Gasoline service stations -----	-10.1	-5.6	7.7	1.8	1.8	6.8	7.6	8.5	8.6
56	Apparel, accessory stores ¹ -----	-16.9	-3.8	-3.6	13.6	14.6	6.0	6.6	5.2	5.9
561, 567	Men's, boys' apparel stores, custom tailors -----	-30.0	4.3	3.5	1.3	1.7	0.5	0.6	0.5	0.5
562-3, 568	Women's clothing, specialty stores -----	-31.2	(D)	-3.3	3.5	4.5	(D)	(D)	1.5	1.7
562	Women's ready-to-wear stores ³ -----	-40.9	(D)	(NA)	2.6	3.9	(D)	(D)	1.2	(NA)
565	Family clothing stores ³ -----	(D)	(D)	(D)	(D)	(D)	2.6	(D)	(D)	2.7
566	Shoe stores -----	6.8	(D)	4.8	2.8	2.3	(D)	0.9	0.9	0.9
564, 569	Other apparel, accessory stores -----	(D)	(D)	(D)	(D)	(D)	(D)	0.1	(D)	0.1
57	Furniture, home furnishings, equipment stores -----	-34.7	-16.3	-8.2	5.2	7.1	4.4	5.5	4.3	5.2
5712	Furniture stores -----	-15.8	12.7	14.1	2.4	2.5	1.6	1.5	1.5	1.5
5713-15, 19	Other home furnishings stores -----	-46.2	-13.8	-8.1	0.1	0.2	0.6	0.7	0.5	0.6
572, 573	Household appliance, radio, television, music stores -----	-45.2	-29.7	-19.1	2.7	4.4	2.2	3.3	2.3	3.1
58	Eating, drinking places -----	-13.8	7.0	13.2	4.5	4.6	5.8	5.7	5.9	5.7
5812	Eating places -----	-15.9	6.1	14.9	4.1	4.3	5.1	5.1	5.2	5.0
5813	Drinking places (alcoholic beverages) -----	12.3	13.8	0.9	0.4	0.3	0.7	0.6	0.7	0.7
59 pt. (591)	Drug stores, proprietary stores -----	-51.8	-0.2	2.9	2.2	4.2	3.9	4.0	3.7	3.9
59 ex. 591	Other retail stores ⁴ -----	-27.9	-11.1	0.5	8.3	10.3	6.6	7.8	7.3	7.9
592	Liquor stores -----	-30.3	-12.0	-8.7	1.2	1.5	2.5	3.0	2.3	2.8
594	Book, stationery stores -----	(D)	(D)	32.3	(D)	1.2	(D)	0.4	0.5	0.4
595	Sporting goods stores, bicycle shops -----	(D)	(D)	-20.4	(D)	(D)	0.2	(D)	0.2	0.3
597	Jewelry stores -----	-41.5	(D)	-7.6	1.9	2.9	(D)	0.9	0.7	0.8
5992	Florists -----	(D)	(D)	28.8	(D)	0.3	0.3	(D)	0.3	0.3
5996	Camera, photographic supply stores -----	(D)	(D)	-48.9	(D)	0.5	(D)	0.3	0.1	0.2
	SELECTED SERVICES									
7011	Hotels, motels -----	-9.6	41.4	40.3	(X)	(X)	(X)	(X)	(X)	(X)
783	Motion picture theaters -----	(D)	(D)	(D)	(X)	(X)	(X)	(X)	(X)	(X)

Standard Notes: - Represents zero. (D) Withheld to avoid disclosure. (NA) Not available. (X) Not applicable. (-) Minus sign before number denotes decrease.
¹1958 group totals for SIC 53 and 56 may include data for "nonemployer" establishments which could not be classified and tabulated by detailed kinds of business.
²Excludes nonstore retailers (i.e., mail order, direct selling, merchandise vending machine operators) part of SIC 53.
³1958 data limited to "employer" establishments.
⁴Includes data for those kinds of business in SIC 59 (ex. 591) not covered in any of the lines below.

TABLE 5. CBD Sales as Percent of City and SMSA Sales: 1963 and 1958

SIC code	Kind of business	Central business district sales as—			
		Percent of city sales		Percent of standard metropolitan statistical area sales	
		1963	1958	1963	1958
	RETAIL STORES				
	Total ² -----	23.2	27.2	18.5	22.6
52	Lumber, building materials, hardware, farm equipment dealers -----	18.9	27.0	13.8	21.5
5251	Hardware stores -----	(D)	18.8	13.8	13.7
52 ex. 5251	Other -----	(D)	28.1	13.8	22.7
53 part ²	General merchandise group stores ^{1,2} -----	40.2	59.0	37.8	55.7
531	Department stores -----	(D)	(D)	43.1	(D)
533	Limited price variety stores -----	(D)	(D)	(D)	(D)
539	Miscellaneous general merchandise stores -----	(D)	(D)	(D)	(D)
54	Food stores -----	2.9	2.4	2.2	1.9
55 ex. 554	Automotive dealers -----	29.4	27.2	23.6	21.9
55 pt. (554)	Gasoline service stations -----	6.3	6.6	4.0	4.8
56	Apparel, accessory stores ¹ -----	52.1	60.3	47.9	55.6
561, 567	Men's, boys' apparel stores, custom tailors -----	55.1	82.1	47.6	70.4
562-3, 568	Women's clothing, specialty stores -----	(D)	(D)	42.6	59.9
562	Women's ready-to-wear stores ³ -----	(D)	(D)	38.8	(NA)
565	Family clothing stores ³ -----	(D)	(D)	(D)	(D)
566	Shoe stores -----	(D)	67.0	59.4	58.4
564, 569	Other apparel, accessory stores -----	(D)	(D)	(D)	(D)
57	Furniture, home furnishings, equipment stores -----	27.5	35.2	22.0	30.9
5712	Furniture stores -----	35.2	47.1	28.3	38.4
5713-15, 19	Other home furnishings stores -----	4.6	7.3	4.2	7.2
572, 573	Household appliance, radio, television, music stores -----	28.3	36.2	21.7	32.1
58	Eating, drinking places -----	17.8	22.1	14.1	18.6
5812	Eating places -----	18.4	23.2	14.4	19.6
5813	Drinking places (alcoholic beverages) -----	14.0	14.1	12.3	11.1
59 pt. (591)	Drug stores, proprietary stores -----	13.5	28.0	11.3	24.1
59 ex. 591	Other retail stores ⁴ -----	28.9	35.6	20.9	29.2
592	Liquor stores -----	11.1	14.0	9.3	12.2
594	Book, stationery stores -----	(D)	78.8	(D)	71.2
595	Sporting goods stores, bicycle shops -----	(D)	(D)	(D)	(D)
597	Jewelry stores -----	(D)	90.3	51.2	80.8
5992	Florists -----	(D)	(D)	(D)	19.8
5996	Camera, photographic supply stores -----	(D)	46.2	(D)	44.6
	SELECTED SERVICES				
7011	Hotels, motels -----	48.2	75.3	43.4	67.4
783	Motion picture theaters -----	(D)	(D)	(D)	(D)

Standard Notes: - Represents zero. (D) Withheld to avoid disclosure. (NA) Not available.

¹1958 group totals for SIC 53 and 56 may include data for "nonemployer" establishments which could not be classified and tabulated by detailed kinds of business.

²Excludes nonstore retailers (i. e., mail order, direct selling, merchandise vending machine operators) part of SIC 53.

³1958 data limited to "employer" establishments.

⁴Includes data for those kinds of business in SIC 59 (ex. 591) not covered in any of the lines below.

TABLE 6. Other Major Retail Centers in the SMSA: 1963

MRC No. 1. Includes the planned center known as "Parklane Shopping Center" and establishments on S. Oliver from Morris to Harry and on E. Lincoln from S. Oliver to Glendale Rd. (Wichita city)

SIC code	Kind of business	Total	SIC code	Kind of business	Number of establishments
	Retail stores, total:				
	Number -----	46	55 ex. 554	Automotive Dealers -----	3
	Sales ----- \$1,000--	11 168	55 pt. (554)	Gasoline service stations -----	1
54, 58, 591	Convenience goods stores:		56	Apparel, accessory stores -----	12
	Number -----	10	561, 567	Men's, boys' apparel stores, custom tailors -----	1
	Sales ----- \$1,000--	3 153	562-3, 568	Women's clothing, specialty stores -----	6
53 part, 56, 57	Shopping goods stores:		562	Women's ready-to-wear stores -----	5
	Number -----	19	565	Family clothing stores -----	1
	Sales ----- \$1,000--	6 287	566	Shoe stores -----	2
52, 55, 59 ex. 591	All other stores:		564, 569	Other apparel, accessory stores -----	2
	Number -----	17	57	Furniture, home furnishings, equipment stores -----	3
	Sales ----- \$1,000--	1 728	5712	Furniture stores -----	1
		Number of establishments	5713-15, 19	Other home furnishings stores -----	-
			572, 573	Household appliance, radio, television, music stores -----	2
	Retail stores, total -----	46	58	Eating, drinking places -----	5
52	Lumber, building materials, hardware, farm equipment dealers -----	1	5812	Eating places -----	5
5251	Hardware stores -----	-	5813	Drinking places (alcoholic beverages) -----	-
52 ex. 5251	Other -----	1	59 pt. (591)	Drug stores, proprietary stores -----	2
53 part	General merchandise group stores -----	4	59 ex. 591	Other retail stores -----	12
531	Department stores -----	1	592	Liquor stores -----	2
533	Limited price variety stores -----	2	594	Book, stationery stores -----	-
539	Miscellaneous general merchandise stores -----	1	595	Sporting goods stores, bicycle shops -----	-
			597	Jewelry stores -----	2
54	Food stores -----	3	5992	Florists -----	1
			5996	Camera, photographic supply stores -----	-

MRC No. 2. Includes the planned center known as "Boulevard Plaza Shopping Center" and establishments in the area bounded by: Morris, Poplar, North side of Lincoln, Fenceline of Boulevard Plaza Shopping Center, George Washington Blvd., Bayley, Schweiter Dr. and Ash (Wichita city)

SIC code	Kind of business	Total	SIC code	Kind of business	Number of establishments
	Retail stores, total:				
	Number -----	23	55 ex. 554	Automotive dealers -----	-
	Sales ----- \$1,000--	16 800	55 pt. (554)	Gasoline service stations -----	3
54, 58, 591	Convenience goods stores:		56	Apparel, accessory stores -----	5
	Number -----	6	561, 567	Men's, boys' apparel stores, custom tailors -----	2
	Sales ----- \$1,000--	1 313	562-3, 568	Women's clothing, specialty stores -----	1
53 part, 56, 57	Shopping goods stores:		562	Women's ready-to-wear stores -----	1
	Number -----	10	565	Family clothing stores -----	-
	Sales ----- \$1,000--	(D)	566	Shoe stores -----	2
52, 55, 59 ex. 591	All other stores:		564, 569	Other apparel, accessory stores -----	-
	Number -----	7	57	Furniture, home furnishings, equipment stores -----	2
	Sales ----- \$1,000--	(D)	5712	Furniture stores -----	-
		Number of establishments	5713-15, 19	Other home furnishings stores -----	-
			572, 573	Household appliance, radio, television, music stores -----	2
	Retail stores, total -----	23	58	Eating, drinking places -----	4
52	Lumber, building materials, hardware, farm equipment dealers -----	-	5812	Eating places -----	3
5251	Hardware stores -----	-	5813	Drinking places (alcoholic beverages) -----	1
52 ex. 5251	Other -----	-	59 pt. (591)	Drug stores, proprietary stores -----	1
53 part	General merchandise group stores -----	3	59 ex. 591	Other retail stores -----	4
531	Department stores -----	1	592	Liquor stores -----	1
533	Limited price variety stores -----	1	594	Book, stationery stores -----	-
539	Miscellaneous general merchandise stores -----	1	595	Sporting goods stores, bicycle shops -----	-
			597	Jewelry stores -----	1
54	Food stores -----	1	5992	Florists -----	-
			5996	Camera, photographic supply stores -----	2

Standard Notes: - Represents zero. (D) Withheld to avoid disclosure. (NA) Not available.

TABLE 6. Other Major Retail Centers in the SMSA: 1963—Continued

MRC No. 3. Includes the planned center known as "Eastgate Shopping Center" and establishments on E. Kellogg (U.S. 54) from Rock Rd. to Mansfield

SIC code	Kind of business	Total	SIC code	Kind of business	Number of establishments
	Retail stores, total:				
	Number -----	30	55 ex. 554	Automotive Dealers -----	1
	Sales ----- \$1,000	9 761	55 pt. (554)	Gasoline service stations -----	4
54, 58, 591	Convenience goods stores:		56	Apparel, accessory stores -----	9
	Number -----	6	561, 567	Men's, boys' apparel stores, custom tailors -----	1
	Sales ----- \$1,000	4 287	562-3, 568	Women's clothing, specialty stores -----	2
53 part, 56, 57	Shopping goods stores:		562	Women's ready-to-wear stores -----	2
	Number -----	15	565	Family clothing stores -----	2
	Sales ----- \$1,000	4 359	566	Shoe stores -----	3
52, 55, 59 ex. 591	All other stores:		564, 569	Other apparel, accessory stores -----	1
	Number -----	9	57	Furniture, home furnishings, equipment stores -----	2
	Sales ----- \$1,000	1 115	5712	Furniture stores -----	-
		Number of establishments	5713-15, 19	Other home furnishings stores -----	-
			572, 573	Household appliance, radio, television, music stores -----	2
	Retail stores, total -----	30	58	Eating, drinking places -----	3
52	Lumber, building materials, hardware, farm equipment dealers -----	1	5812	Eating places -----	2
5251	Hardware stores -----	-	5813	Drinking places (alcoholic beverages) -----	1
52 ex. 5251	Other -----	1	59 pt. (591)	Drug stores, proprietary stores -----	1
53 part	General merchandise group stores -----	4	59 ex. 591	Other retail stores -----	3
531	Department stores -----	1	592	Liquor stores -----	2
533	Limited price variety stores -----	2	594	Book, stationery stores -----	-
539	Miscellaneous general merchandise stores -----	1	595	Sporting goods stores, bicycle shops -----	-
			597	Jewelry stores -----	1
54	Food stores -----	2	5992	Florists -----	-
			5996	Camera, photographic supply stores -----	-

MRC No. 4. Includes establishments in the area bounded by: Third Ave., Vine St., Locust St., west side of Gordy St. (Eldorado city, Butler County).

SIC code	Kind of business	Total	SIC code	Kind of business	Number of establishments
	Retail stores, total:				
	Number -----	89	55 ex. 554	Automotive dealers -----	11
	Sales ----- \$1,000	14 564	55 pt. (554)	Gasoline service stations -----	8
54, 58, 591	Convenience goods stores:		56	Apparel, accessory stores -----	11
	Number -----	16	561, 567	Men's, boys' apparel stores, custom tailors -----	2
	Sales ----- \$1,000	3 495	562-3, 568	Women's clothing, specialty stores -----	4
53 part, 56, 57	Shopping goods stores:		562	Women's ready-to-wear stores -----	3
	Number -----	26	565	Family clothing stores -----	1
	Sales ----- \$1,000	3 881	566	Shoe stores -----	3
52, 55, 59 ex. 591	All other stores:		564, 569	Other apparel, accessory stores -----	1
	Number -----	47	57	Furniture, home furnishings, equipment stores -----	9
	Sales ----- \$1,000	7 188	5712	Furniture stores -----	3
		Number of establishments	5713-15, 19	Other home furnishings stores -----	-
			572, 573	Household appliance, radio, television, music stores -----	6
	Retail stores, total -----	89	58	Eating, drinking places -----	10
52	Lumber, building materials, hardware, farm equipment dealers -----	11	5812	Eating places -----	10
5251	Hardware stores -----	3	5813	Drinking places (alcoholic beverages) -----	-
52 ex. 5251	Other -----	8	59 pt. (591)	Drug stores, proprietary stores -----	4
53 part	General merchandise group stores -----	6	59 ex. 591	Other retail stores -----	17
531	Department stores -----	1	592	Liquor stores -----	2
533	Limited price variety stores -----	2	594	Book, stationery stores -----	1
539	Miscellaneous general merchandise stores -----	3	595	Sporting goods stores, bicycle shops -----	2
			597	Jewelry stores -----	4
54	Food stores -----	2	5992	Florists -----	1
			5996	Camera, photographic supply stores -----	2

Standard Notes: - Represents zero. (D) Withheld to avoid disclosure. (NA) Not available.

Wichita Falls, Tex., SMSA

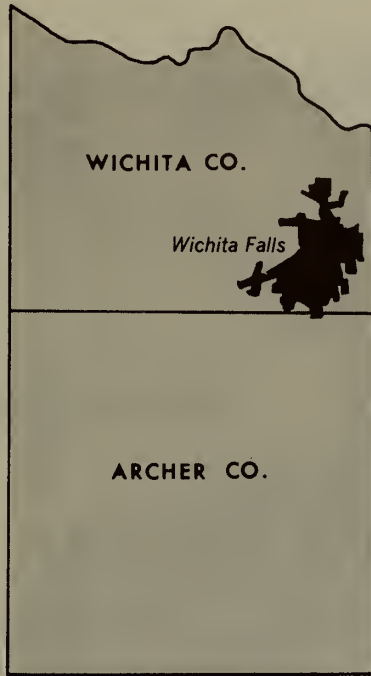
CONTENTS

[Page numbers listed here omit the chapter prefix, 113-, which appears as part of number for each page]

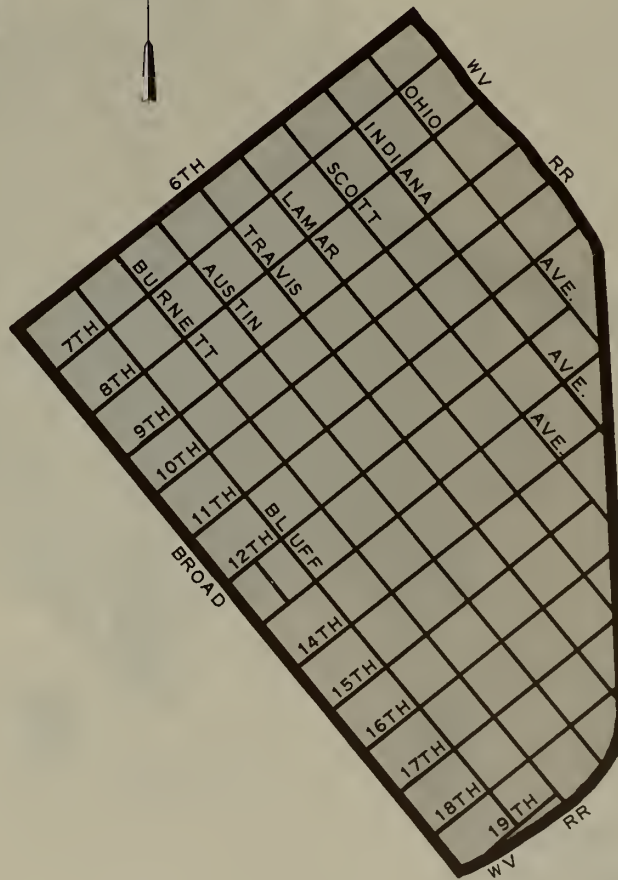

	page
Standard Metropolitan Statistical Area Map	1
Chart on Retail Sales: 1963 and 1958	3
TABLE 1 The Central Business District: 1963 and 1958	4
2 The City: 1963 and 1958	5
3 The Standard Metropolitan Statistical Area: 1963 and 1958	6
4 CBD, City, SMSA—Sales Comparisons: 1958 and 1963	7
5 CBD Sales as Percent of City and SMSA Sales: 1963 and 1958	8
6 Other Major Retail Centers in the SMSA: 1963	9

WICHITA FALLS, TEXAS

Standard Metropolitan Statistical Area, Central Business District, and Major Retail Centers

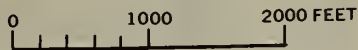


STANDARD METROPOLITAN
STATISTICAL AREA
& CENTRAL CITY



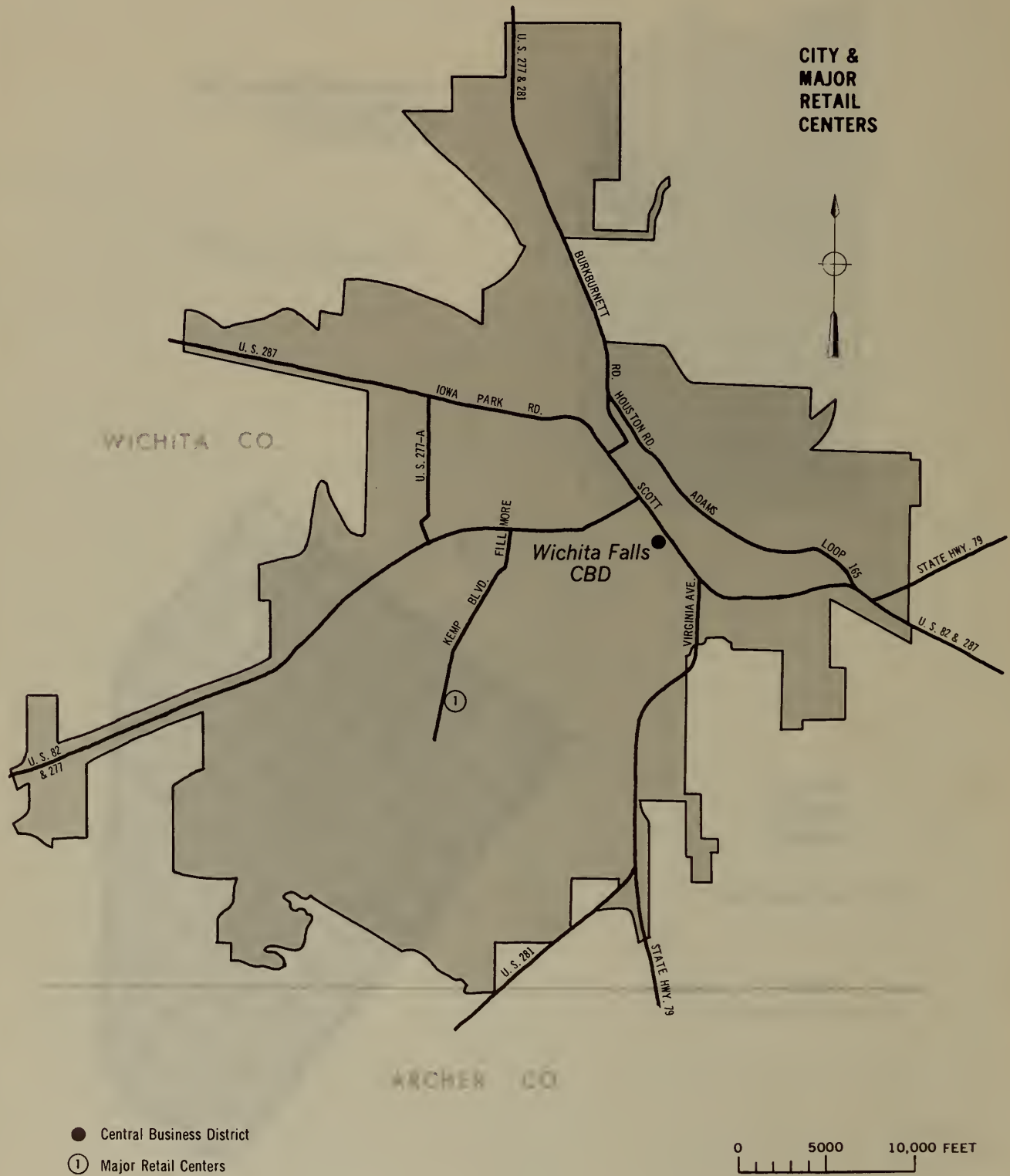
CENTRAL
BUSINESS
DISTRICT

Comprising Census Tract 6




WICHITA FALLS, TEXAS

Standard Metropolitan Statistical Area, Central Business District, and Major Retail Centers




Wichita Falls SMSA

Retail Sales: 1958 and 1963 IN MILLIONS OF DOLLARS



Wichita Falls



Percent Change in Sales, 1958-1963 by Types of Stores

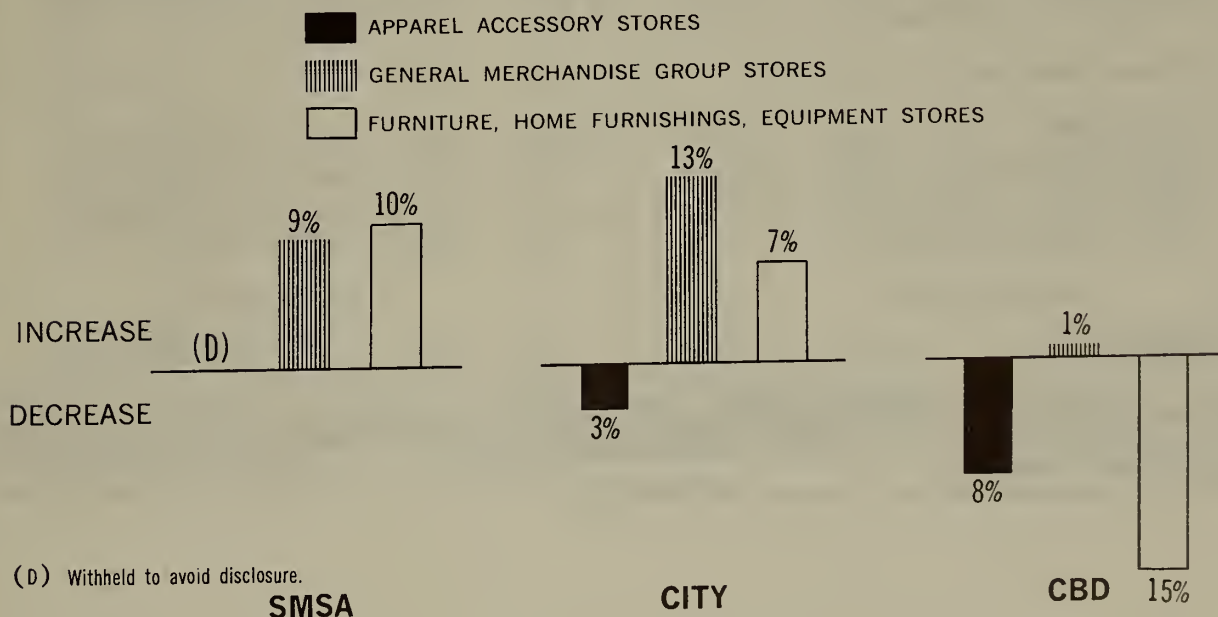


TABLE 1. The Central Business District: 1963 and 1958

SIC code	Kind of business	1963				1958 ¹		
		Estab- lish- ments (number)	Sales (\$1,000)	Payroll, entire year (\$1,000)	Paid employees, workweek ended nearest Nov. 15 (number)	Estab- lish- ments (number)	Sales (\$1,000)	Payroll, entire year (\$1,000)
	RETAIL STORES							
	Total ² -----	227	57 506	7 670	2 250	250	58 403	7 361
52	Lumber, building materials, hardware, farm equip- ment dealers -----	6	1 037	152	33	6	1 176	138
5251	Hardware stores -----	1	(D)	(D)	(D)	1	(D)	(D)
52 ex. 5251	Other -----	5	(D)	(D)	(D)	5	(D)	(D)
53 part ²	General merchandise group stores ² -----	9	13 475	1 902	657	9	13 395	2 022
531	Department stores -----	3	(D)	(D)	(D)	3	8 634	1 281
533	Limited price variety stores -----	3	1 252	246	107	4	(D)	(D)
539	Miscellaneous general merchandise stores -----	3	(D)	(D)	(D)	2	(D)	(D)
54	Food stores -----	7	2 034	150	45	8	1 833	124
55 ex. 554	Automotive dealers -----	21	19 545	1 864	376	33	18 254	1 852
55 pt. (554)	Gasoline service stations -----	17	1 021	106	52	17	1 128	187
56	Apparel, accessory stores -----	42	8 252	1 415	388	37	8 947	1 070
561, 567	Men's, boys' apparel stores, custom tailors -----	9	1 002	163	41	8	1 841	315
562-3, 568	Women's clothing, specialty stores -----	13	1 314	195	72	14	2 271	289
562	Women's ready-to-wear stores ³ -----	7	1 185	168	59	11	2 151	274
565	Family clothing stores ³ -----	6	4 255	706	193	4	(D)	(D)
566	Shoe stores -----	13	(D)	(D)	(D)	11	(D)	(D)
564, 569	Other apparel, accessory stores -----	1	(D)	(D)	(D)	-	-	-
57	Furniture, home furnishings, equipment stores -----	18	2 510	417	118	18	2 943	411
5712	Furniture stores -----	10	1 221	211	51	8	1 760	256
5713-15, 19	Other home furnishings stores -----	1	(D)	(D)	(D)	1	(D)	(D)
572, 573	Household appliance, radio, television, music stores -----	7	(D)	(D)	(D)	9	(D)	(D)
58	Eating, drinking places -----	46	2 484	635	307	54	2 558	608
5812	Eating places -----	28	1 898	538	252	37	2 013	516
5813	Drinking places (alcoholic beverages) -----	18	586	97	55	17	545	92
59 pt. (591)	Drug stores, proprietary stores -----	7	2 780	336	92	9	2 442	262
59 ex. 591	Other retail stores ⁴ -----	54	4 368	693	182	59	5 727	687
592	Liquor stores -----	11	782	29	12	14	1 456	70
594	Book, stationery stores -----	2	(D)	(D)	(D)	2	(D)	(D)
595	Sporting goods stores, bicycle shops -----	-	-	-	-	1	(D)	(D)
597	Jewelry stores -----	5	1 437	212	60	6	1 872	241
5992	Florists -----	2	(D)	(D)	(D)	6	247	27
5996	Camera, photographic supply stores -----	2	(D)	(D)	(D)	-	-	-
	SELECTED SERVICES							
7011	Hotels, motels -----	13	397	197	80	12	852	290
783	Motion picture theaters -----	4	(D)	(D)	(D)	4	538	141

Standard Notes: - Represents zero. (D) Withheld to avoid disclosure. (NA) Not available.

¹1958 group totals for SIC 53 and 56 may include data for "nonemployer" establishments which could not be classified and tabulated by detailed kinds of business.

²Excludes nonstore retailers (i.e., mail order, direct selling, merchandise vending machine operators) part of SIC 53.

³1958 data limited to "employer" establishments.

⁴Includes data for those kinds of business in SIC 59 (ex. 591) not covered in any of the lines below.

TABLE 2. The City: 1963 and 1958

SIC code	Kind of business	1963				1958 ¹		
		Estab- lish- ments	Sales	Payroll, entire year	Paid employees, workweek ended nearest Nov. 15	Estab- lish- ments	Sales	Payroll, entire year
		(number)	(\$1,000)	(\$1,000)	(number)	(number)	(\$1,000)	(\$1,000)
	RETAIL STORES							
	Total ² -----	928	143 652	16 482	5 112	842	124 465	13 267
52	Lumber, building materials, hardware, farm equip- ment dealers -----	40	6 903	854	175	35	7 091	753
5251	Hardware stores -----	2	(D)	(D)	(D)	3	(D)	(D)
52 ex. 5251	Other -----	38	(D)	(D)	(D)	32	(D)	(D)
53 part ³	General merchandise group stores ² -----	35	18 310	2 483	868	33	16 221	2 315
531	Department stores -----	4	12 203	1 687	545	3	8 634	1 281
533	Limited price variety stores -----	18	(D)	(D)	(D)	23	2 762	423
539	Miscellaneous general merchandise stores -----	13	(D)	(D)	(D)	(NA)	(NA)	(NA)
54	Food stores -----	116	27 003	1 810	604	132	24 522	1 366
55 ex. 554	Automotive dealers -----	88	37 176	3 598	716	61	25 886	2 496
55 pt. (554)	Gasoline service stations -----	165	10 884	(D)	(D)	135	8 972	750
56	Apparel, accessory stores ¹ -----	64	10 258	1 650	464	61	10 557	1 275
561, 567	Men's, boys' apparel stores, custom tailors -----	8	(D)	(D)	(D)	11	(D)	(D)
562-3, 568	Women's clothing, specialty stores -----	22	2 033	282	104	23	3 149	392
562	Women's ready-to-wear stores ³ -----	16	1 904	255	91	20	(D)	(D)
565	Family clothing stores ³ -----	9	4 557	734	199	10	(D)	(D)
566	Shoe stores -----	18	2 244	419	103	12	1 336	179
564, 569	Other apparel, accessory stores -----	7	(D)	(D)	(D)	5	349	33
57	Furniture, home furnishings, equipment stores -----	68	6 343	957	238	52	5 921	835
5712	Furniture stores -----	32	2 992	450	100	(NA)	(NA)	(NA)
5713-15, 19	Other home furnishings stores -----	18	627	115	31	(NA)	(NA)	(NA)
572, 573	Household appliance, radio, television, music stores -----	18	2 724	392	107	18	2 485	398
58	Eating, drinking places -----	164	8 850	2 119	1 024	155	7 385	1 616
5812	Eating places -----	121	7 758	1 944	916	120	6 305	1 468
5813	Drinking places (alcoholic beverages) -----	43	1 092	175	108	35	1 080	148
59 pt. (591)	Drug stores, proprietary stores -----	24	5 594	678	234	31	5 698	641
59 ex. 591	Other retail stores ⁴ -----	164	12 331	(D)	(D)	148	12 212	(D)
592	Liquor stores -----	37	4 094	181	51	38	5 095	217
594	Book, stationery stores -----	2	(D)	(D)	(D)	4	(D)	(D)
595	Sporting goods stores, bicycle shops -----	6	(D)	(D)	(D)	5	(D)	(D)
597	Jewelry stores -----	7	1 680	(D)	(D)	8	2 024	241
5992	Florists -----	15	1 162	200	62	(NA)	(NA)	(NA)
5996	Camera, photographic supply stores -----	2	(D)	(D)	(D)	(NA)	(NA)	(NA)
	SELECTED SERVICES							
7011	Hotels, motels -----	47	2 769	(D)	(D)	32	(D)	(D)
783	Motion picture theaters -----	11	716	175	74	8	760	199

Standard Notes: - Represents zero. (D) Withheld to avoid disclosure. (NA) Not available. ¹1958 data revised.
¹1958 group totals for SIC 53 and 56 may include data for "nonemployer" establishments which could not be classified and tabulated by detailed kinds of business.
²Excludes nonstore retailers (i.e., mail order, direct selling, merchandise vending machine operators) part of SIC 53.
³1958 data limited to "employer" establishments.
⁴Includes data for those kinds of business in SIC 59 (ex. 591) not covered in any of the lines below.

TABLE 3. The Standard Metropolitan Statistical Area: 1963 and 1958

SIC code	Kind of business	1963				1958 ¹		
		Estab- lish- ments (number)	Sales (\$1,000)	Payroll, entire year (\$1,000)	Paid employees, workweek ended nearest Nov. 15 (number)	Estab- lish- ments (number)	Sales (\$1,000)	Payroll, entire year (\$1,000)
	RETAIL STORES							
	Total ² -----	1 232	172 162	18 646	5 907	1 232	162 394	15 728
52	Lumber, building materials, hardware, farm equip- ment dealers -----	55	8 182	1 008	221	65	9 813	966
5251	Hardware stores -----	3	(D)	(D)	(D)	30	(D)	(D)
52 ex. 5251	Other -----	52	(D)	(D)	(D)	35	(D)	(D)
53 part ²	General merchandise group stores ² f -----	48	18 916	2 551	898	60	17 384	2 386
531	Department stores -----	4	12 203	1 687	545	3	8 634	1 281
533	Limited price variety stores -----	25	3 062	493	226	29	(D)	(D)
539	Miscellaneous general merchandise stores -----	19	3 651	371	127	28	(D)	(D)
54	Food stores -----	162	33 724	2 212	740	186	32 310	1 814
55 ex. 554	Automotive dealers -----	110	46 395	4 204	878	101	39 935	3 559
55 pt. (554)	Gasoline service stations -----	236	14 692	1 220	486	205	12 419	959
56	Apparel, accessory stores f -----	82	11 257	1 738	508	75	(D)	(D)
561, 567	Men's, boys' apparel stores, custom tailors -----	11	1 218	188	47	12	2 387	369
562-3, 568	Women's clothing, specialty stores -----	30	2 343	309	120	36	(D)	(D)
562	Women's ready-to-wear stores ³ -----	24	2 214	282	107	(NA)	(NA)	(NA)
565	Family clothing stores ³ -----	14	5 120	794	226	(NA)	(NA)	(NA)
566	Shoe stores -----	20	2 280	419	103	12	1 336	179
564, 569	Other apparel, accessory stores -----	7	296	28	12	5	(D)	(D)
57	Furniture, home furnishings, equipment stores ----	87	7 559	1 060	280	69	6 845	920
5712	Furniture stores -----	46	3 885	524	131	27	3 299	405
5713-15, 19	Other home furnishings stores -----	19	678	123	35	17	(D)	(D)
572, 573	Household appliance, radio, television, music stores -----	22	2 996	413	114	25	(D)	(D)
58	Eating, drinking places -----	211	10 094	2 358	1 183	222	8 630	1 793
5812	Eating places -----	164	8 944	2 177	1 069	180	7 425	1 639
5813	Drinking places (alcoholic beverages) -----	47	1 150	181	114	42	1 205	154
59 pt. (591)	Drug stores, proprietary stores -----	30	6 451	775	270	39	(D)	(D)
59 ex. 591	Other retail stores ⁴ -----	211	14 892	1 520	443	210	(D)	(D)
592	Liquor stores -----	55	5 359	229	66	60	8 343	299
594	Book, stationery stores -----	3	(D)	(D)	(D)	5	452	50
595	Sporting goods stores, bicycle shops -----	7	318	40	11	7	625	96
597	Jewelry stores -----	11	1 833	263	76	17	(D)	(D)
5992	Florists -----	17	1 194	205	64	13	408	52
5996	Camera, photographic supply stores -----	2	(D)	(D)	(D)	-	-	-
	SELECTED SERVICES							
7011	Hotels, motels -----	59	2 718	(D)	(D)	42	1 225	(D)
783	Motion picture theaters -----	11	725	183	74	10	(D)	(D)

Standard Notes: - Represents zero. (D) Withheld to avoid disclosure. (NA) Not available. ^f1958 data revised

¹1958 group totals for SIC 53 and 56 may include data for "nonemployer" establishments which could not be classified and tabulated by detailed kinds of business.

²Excludes nonstore retailers (i.e., mail order, direct selling, merchandise vending machine operators) part of SIC 53.

³1958 data limited to "employer" establishments.

⁴Includes data for those kinds of business in SIC 59 (ex. 591) not covered in any of the lines below.

TABLE 4. CBD, City, SMSA—Sales Comparisons: 1958 and 1963

SIC code	Kind of business	Percent change in sales			Percent distribution of sales					
		Central business district	City	Standard metropolitan statistical area	Central business district		City		Standard metropolitan statistical area	
					1963	1958	1963	1958	1963	1958
RETAIL STORES										
	Total ² -----	-1.5	15.4	16.0	100.0	100.0	100.0	100.0	100.0	100.0
52	Lumber, building materials, hardware, farm equipment dealers -----	-11.8	-2.7	-16.6	1.8	2.0	4.8	5.7	4.8	6.0
5251	Hardware stores -----	(D)	(D)	(D)	(D)	(D)	(D)	(D)	(D)	(D)
52 ex. 5251	Other -----	(D)	(D)	(D)	(D)	(D)	(D)	(D)	(D)	(D)
53 part ²	General merchandise group stores ^{1,2} -----	0.6	12.9	8.8	23.4	22.9	12.7	13.0	11.0	10.7
531	Department stores -----	(D)	41.3	41.3	(D)	14.8	8.5	6.9	7.1	5.6
533	Limited price variety stores -----	(D)	(D)	(D)	2.2	(D)	(D)	2.2	1.8	(D)
539	Miscellaneous general merchandise stores -----	(D)	(NA)	(D)	(D)	(D)	(D)	(NA)	2.1	(D)
54	Food stores -----	11.0	10.1	4.4	3.5	3.1	18.8	19.7	19.6	20.0
55 ex. 554	Automotive dealers -----	7.1	43.6	16.2	34.0	31.3	25.9	20.8	26.9	24.6
55 pt. (554)	Gasoline service stations -----	-9.5	21.3	18.3	1.8	1.9	7.6	7.2	8.5	7.6
56	Apparel, accessory stores ¹ -----	-7.8	-2.8	(D)	14.3	15.3	7.1	8.5	6.5	(D)
561, 567	Men's, boys' apparel stores, custom tailors -----	-45.6	(D)	-49.0	1.7	3.2	(D)	(D)	0.7	1.5
562-3, 568	Women's clothing, specialty stores -----	-42.1	-35.4	(D)	2.3	3.9	1.4	2.5	1.4	(D)
562	Women's ready-to-wear stores ³ -----	-45.0	(D)	(NA)	2.1	3.7	1.3	(D)	1.3	(NA)
565	Family clothing stores ³ -----	(D)	(D)	(NA)	7.4	(D)	3.2	(D)	3.0	(NA)
566	Shoe stores -----	(D)	68.0	70.7	(D)	(D)	1.6	1.1	1.3	0.8
564, 569	Other apparel, accessory stores -----	(D)	(D)	(D)	(D)	-	(D)	0.3	0.2	(D)
57	Furniture, home furnishings, equipment stores -----	-14.7	7.1	10.4	4.4	5.0	4.4	4.8	4.4	4.2
5712	Furniture stores -----	-30.6	(NA)	17.8	2.1	3.0	2.1	(NA)	2.3	2.0
5713-15, 19	Other home furnishings stores -----	(D)	(NA)	(D)	(D)	(D)	0.4	(NA)	0.4	(D)
572, 573	Household appliance, radio, television, music stores -----	(D)	9.6	(D)	(D)	(D)	1.9	2.0	1.7	(D)
58	Eating, drinking places -----	-2.9	19.8	17.0	4.3	4.4	6.2	5.9	5.9	5.3
5812	Eating places -----	-5.7	23.0	20.4	3.3	3.4	5.4	5.1	5.2	4.6
5813	Drinking places (alcoholic beverages) -----	7.5	1.1	-4.6	1.0	0.9	0.8	0.9	0.7	0.7
59 pt. (591)	Drug stores, proprietary stores -----	13.8	-1.8	(D)	4.8	4.2	3.9	4.6	3.7	(D)
59 ex. 591	Other retail stores ⁴ -----	-23.7	1.0	(D)	7.6	9.8	8.6	9.8	8.6	(D)
592	Liquor stores -----	-46.3	-19.6	-35.8	1.4	2.5	2.8	4.1	3.1	5.1
594	Book, stationery stores -----	(D)	(D)	(D)	(D)	(D)	(D)	(D)	(D)	0.3
595	Sporting goods stores, bicycle shops -----	(D)	(D)	-49.1	-	(D)	(D)	(D)	0.2	0.4
597	Jewelry stores -----	-23.2	-17.0	(D)	2.5	3.2	1.2	1.6	1.1	(D)
5992	Florists -----	(D)	(NA)	192.6	(D)	0.4	0.8	(NA)	0.7	0.3
5996	Camera, photographic supply stores -----	(D)	(NA)	(D)	(D)	-	(D)	(NA)	(D)	-
SELECTED SERVICES										
7011	Hotels, motels -----	-53.4	(D)	22.2	(x)	(x)	(x)	(x)	(x)	(x)
783	Motion picture theaters -----	(D)	-5.8	(D)	(x)	(x)	(x)	(x)	(x)	(x)

Standard Notes: - Represents zero. (D) Withheld to avoid disclosure. (NA) Not available. (X) Not applicable. ^RRevised.
¹1958 group totals for SIC 53 and 56 may include data for "nonemployer" establishments which could not be classified and tabulated by detailed kinds of business.
²Excludes nonstore retailers (i.e., mail order, direct selling, merchandise vending machine operators) part of SIC 53.
³1958 data limited to "employer" establishments.
⁴Includes data for those kinds of business in SIC 59 (ex. 591) not covered in any of the lines below.

TABLE 5. CBD Sales as Percent of City and SMSA Sales: 1963 and 1958

SIC code	Kind of business	Central business district sales as—			
		Percent of city sales		Percent of standard metropolitan statistical area sales	
		1963	1958	1963	1958
	RETAIL STORES				
	Total ² -----	40.0	47.0	33.4	36.0
52	Lumber, building materials, hardware, farm equipment dealers -----	15.0	16.6	12.7	12.0
5251	Hardware stores -----	(D)	(D)	(D)	(D)
52 ex. 5251	Other -----	(D)	(D)	(D)	(D)
53 part ²	General merchandise group stores ^{1,2} -----	73.6	82.6	71.2	77.1
531	Department stores -----	(D)	100.0	(D)	100.0
533	Limited price variety stores -----	(D)	(D)	40.9	(D)
539	Miscellaneous general merchandise stores -----	(D)	(D)	(D)	(D)
54	Food stores -----	7.5	7.5	6.0	5.7
55 ex. 554	Automotive dealers -----	52.6	70.5	42.1	45.7
55 pt. (554)	Gasoline service stations -----	9.4	12.6	7.0	9.1
56	Apparel, accessory stores ¹ -----	80.4	84.7	73.3	(D)
561, 567	Men's, boys' apparel stores, custom tailors -----	(D)	(D)	82.3	77.1
562-3, 568	Women's clothing, specialty stores -----	64.6	72.1	56.1	(D)
562	Women's ready-to-wear stores ³ -----	62.2	(D)	53.5	(NA)
565	Family clothing stores ³ -----	93.4	(D)	83.1	(NA)
566	Shoe stores -----	(D)	(D)	(D)	(D)
564, 569	Other apparel, accessory stores -----	(D)	-	(D)	(D)
57	Furniture, home furnishings, equipment stores -----	39.6	50.0	33.2	43.0
5712	Furniture stores -----	40.8	(NA)	31.4	53.3
5713-15, 19	Other home furnishings stores -----	(D)	(NA)	(D)	(D)
572, 573	Household appliance, radio, television, music stores -----	(D)	(D)	(D)	(D)
58	Eating, drinking places -----	28.1	34.6	24.6	29.6
5812	Eating places -----	24.5	32.0	21.2	27.1
5813	Drinking places (alcoholic beverages) -----	53.7	50.5	51.0	45.2
59 pt. (591)	Drug stores, proprietary stores -----	49.7	42.9	43.1	(D)
59 ex. 591	Other retail stores ⁴ -----	35.4	46.9	29.3	(D)
592	Liquor stores -----	19.1	28.6	14.6	17.5
594	Book, stationery stores -----	(D)	(D)	(D)	(D)
595	Sporting goods stores, bicycle shops -----	(D)	(D)	-	(D)
597	Jewelry stores -----	85.5	92.5	78.4	(D)
5992	Florists -----	(D)	(NA)	(D)	60.5
5996	Camera, photographic supply stores -----	(D)	(NA)	(D)	-
	SELECTED SERVICES				
7011	Hotels, motels -----	(D)	(D)	14.6	38.3
783	Motion picture theaters -----	(D)	(D)	(D)	(D)

Standard Notes: - Represents zero. (D) Withheld to avoid disclosure. (NA) Not available.

¹1958 group totals for SIC 53 and 56 may include data for "nonemployer" establishments which could not be classified and tabulated by detailed kinds of business.

²Excludes nonstore retailers (i.e., mail order, direct selling, merchandise vending machine operators) part of SIC 53.

³1958 data limited to "employer" establishments.

⁴Includes data for those kinds of business in SIC 59 (ex. 591) not covered in any of the lines below.

TABLE 6. Other Major Retail Centers in the SMSA: 1963

MRC No. 1 Includes the planned center known as "Parker Square Shopping Center" and establishments on Kemp Blvd. from Kell Blvd. to Hampstead La.					
SIC code	Kind of business	Total	SIC code	Kind of business	Number of establishments
	Retail stores, total:				
	Number -----	32	55 ex. 554	Automotive Dealers -----	1
	Sales ----- \$1,000--	9 963	55 pt. (554)	Gasoline service stations -----	3
54, 58, 591	Convenience goods stores:		56	Apparel, accessory stores -----	6
	Number -----	7	561, 567	Men's, boys' apparel stores, custom tailors -----	1
	Sales ----- \$1,000--	4 398	562-3, 568	Women's clothing, specialty stores -----	2
53 part, 56, 57	Shopping goods stores:		562	Women's ready-to-wear stores -----	2
	Number -----	13	565	Family clothing stores -----	-
	Sales ----- \$1,000--	4 301	566	Shoe stores -----	2
52, 55, 59 ex. 591	All other stores:		564, 569	Other apparel, accessory stores -----	1
	Number -----	12	57	Furniture, home furnishings, equipment stores -----	2
	Sales ----- \$1,000--	1 264	5712	Furniture stores -----	1
		Number of establishments	5713-15, 19	Other home furnishings stores -----	-
			572, 573	Household appliance, radio, television, music stores -----	1
	Retail stores, total -----	32	58	Eating, drinking places -----	2
52	Lumber, building materials, hardware, farm equipment dealers -----	2	5812	Eating places -----	2
5251	Hardware stores -----	-	5813	Drinking places (alcoholic beverages) -----	-
52 ex. 5251	Other -----	2	59 pt. (591)	Drug stores, proprietary stores -----	1
53 part	General merchandise group stores -----	5	59 ex. 591	Other retail stores -----	6
531	Department stores -----	1	592	Liquor stores -----	-
533	Limited price variety stores -----	1	594	Book, stationery stores -----	-
539	Miscellaneous general merchandise stores -----	3	595	Sporting goods stores, bicycle shops -----	-
			597	Jewelry stores -----	1
54	Food stores -----	4	5992	Florists -----	1
			5996	Camera, photographic supply stores -----	-

Standard Notes: - Represents zero. (D) Withheld to avoid disclosure. (NA) Not available.

Wilmington, Del.-N.J.-Md., SMSA

CONTENTS

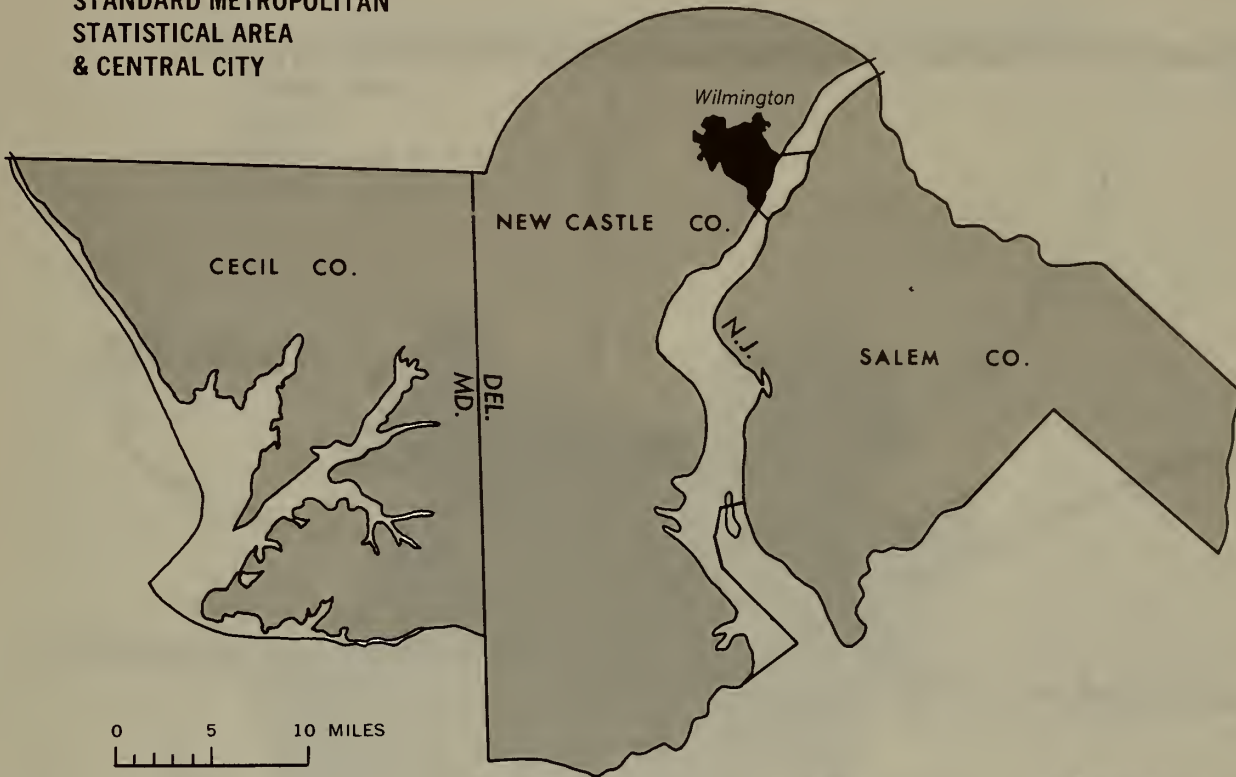
[Page numbers listed here omit the chapter prefix, 114-, which appears as part of number for each page]

	page
Standard Metropolitan Statistical Area Map	1
Chart on Retail Sales: 1963 and 1958	3
TABLE 1 The Central Business District: 1963 and 1958	4
2 The City: 1963 and 1958	5
3 The Standard Metropolitan Statistical Area: 1963 and 1958	6
4 CBD, City, SMSA—Sales Comparisons: 1958 and 1963	7
5 CBD Sales as Percent of City and SMSA Sales: 1963 and 1958	8
6 Other Major Retail Centers in the SMSA: 1963	9

WILMINGTON, DEL.-N.J.-MD.

Standard Metropolitan Statistical Area, Central Business District, and Major Retail Centers

STANDARD METROPOLITAN
STATISTICAL AREA
& CENTRAL CITY



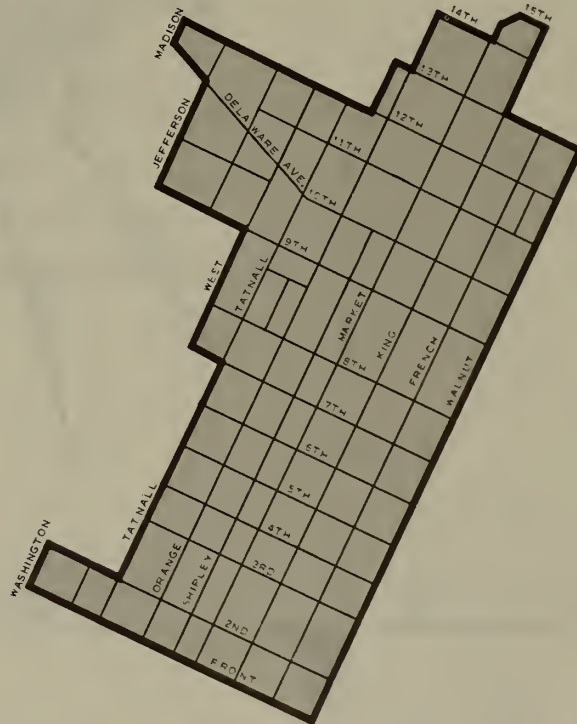
0 5 10 MILES



CENTRAL
BUSINESS
DISTRICT

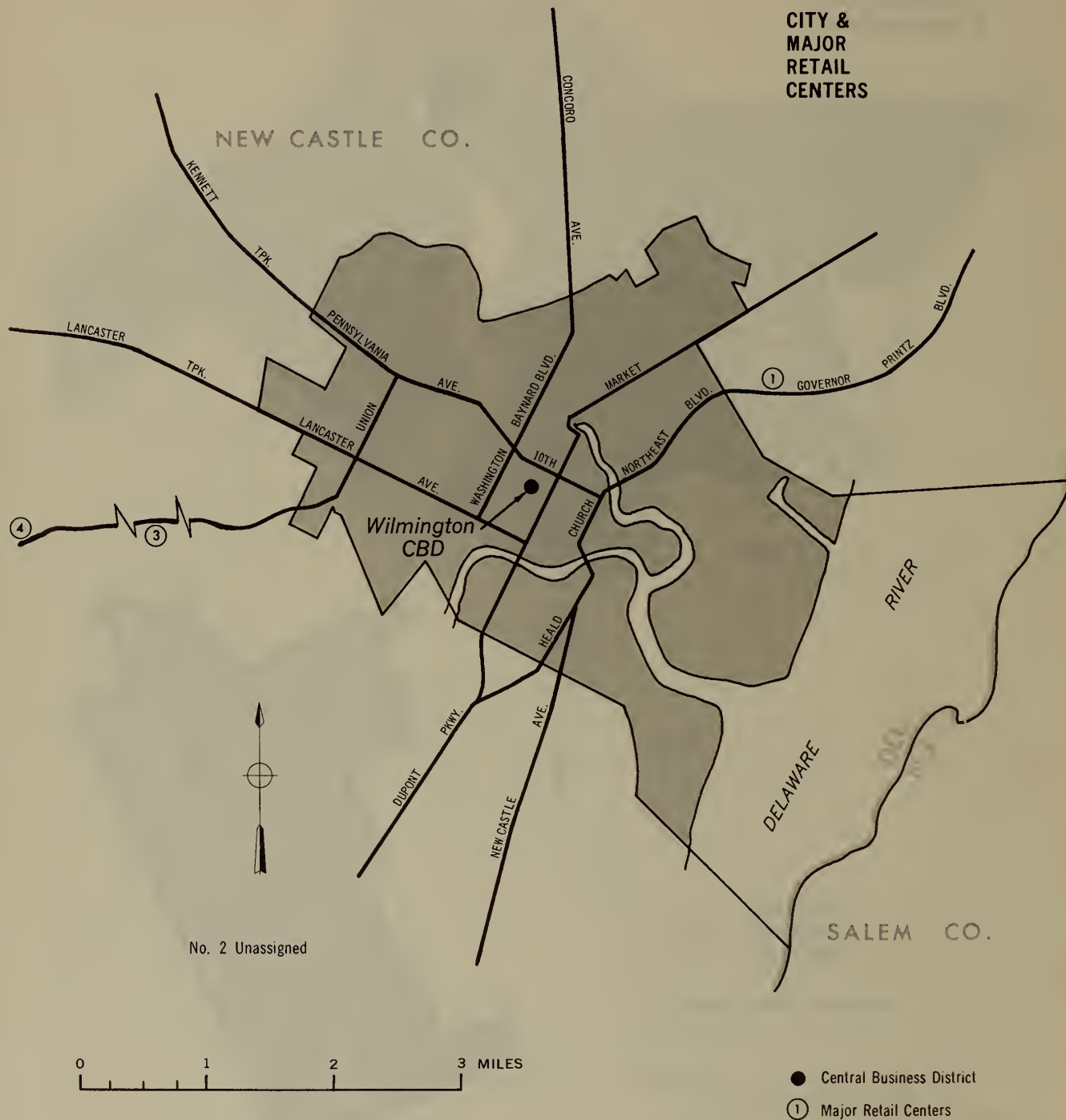
Comprising Census Tract 1

0 1000 2000 FEET




WILMINGTON, DEL.-N.J.-MD.

Standard Metropolitan Statistical Area, Central Business District, and Major Retail Centers




Wilmington SMSA

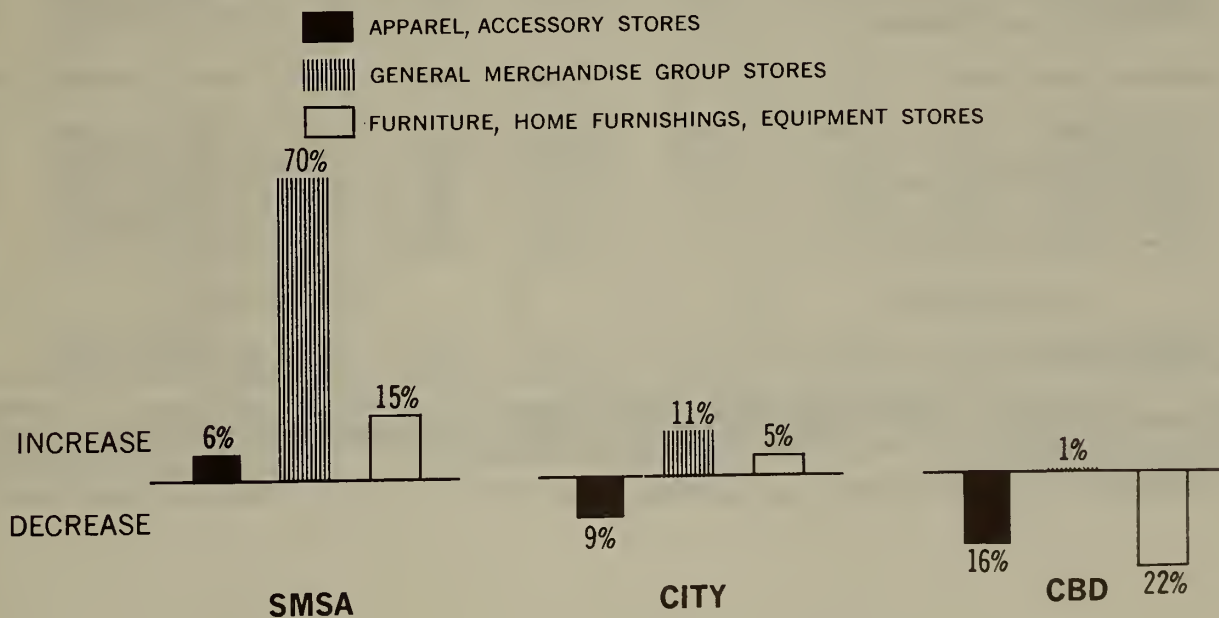
Retail Sales: 1958 and 1963 IN MILLIONS OF DOLLARS



Wilmington



Percent Change in Sales, 1958-1963 by Types of Stores



1963 CENSUS OF BUSINESS, U.S. Department of Commerce, Bureau of the Census

TABLE 1. The Central Business District: 1963 and 1958

SIC code	Kind of business	1963				1958 ¹		
		Estab- lish- ments (number)	Sales (\$1,000)	Payroll, entire year (\$1,000)	Paid employees, workweek ended nearest Nov. 15 (number)	Estab- lish- ments (number)	Sales (\$1,000)	Payroll, entire year (\$1,000)
	RETAIL STORES							
	Total ² -----	469	76 504	12 633	3 405	547	87 277	15 786
52	Lumber, building materials, hardware, farm equip- ment dealers -----	9	1 139	215	47	13	2 799	571
5251	Hardware stores -----	1	(D)	(D)	(D)	1	(D)	(D)
52 ex. 5251	Other -----	8	(D)	(D)	(D)	12	(D)	(D)
53 part ²	General merchandise group stores ² -----	16	15 737	2 294	713	18	15 601	2 297
531	Department stores -----	2	(D)	(D)	(D)	2	(D)	(D)
533	Limited price variety stores -----	5	3 056	601	231	6	3 959	791
539	Miscellaneous general merchandise stores -----	9	(D)	(D)	(D)	10	(D)	(D)
54	Food stores -----	60	7 112	795	259	54	8 657	892
55 ex. 554	Automotive dealers -----	12	4 479	713	119	8	6 225	1 250
55 pt. (554)	Gasoline service stations -----	11	1 030	88	26	17	1 532	204
56	Apparel, accessory stores -----	106	15 458	2 785	774	135	18 485	4 494
561, 567	Men's, boys' apparel stores, custom tailors -----	22	3 802	631	163	36	4 344	752
562-3, 568	Women's clothing, specialty stores -----	48	7 864	1 633	467	51	8 369	1 439
562	Women's ready-to-wear stores ³ -----	24	6 518	1 457	417	25	6 467	1 222
565	Family clothing stores ³ -----	6	655	101	36	8	1 346	180
566	Shoe stores -----	26	2 758	374	90	28	3 280	518
564, 569	Other apparel, accessory stores -----	4	379	46	18	9	793	88
57	Furniture, home furnishings, equipment stores ----	46	11 027	2 134	375	60	14 127	2 448
5712	Furniture stores -----	18	7 892	1 657	268	21	7 715	1 447
5713-15, 19	Other home furnishings stores -----	9	401	63	17	13	775	144
572, 573	Household appliance, radio, television, music stores -----	19	2 734	414	90	26	5 637	857
58	Eating, drinking places -----	85	4 710	1 121	465	103	5 099	1 194
5812	Eating places -----	60	3 642	874	365	72	4 088	1 027
5813	Drinking places (alcoholic beverages) -----	25	1 068	247	100	31	1 011	167
59 pt. (591)	Drug stores, proprietary stores -----	14	3 439	376	106	18	3 158	440
59 ex. 591	Other retail stores ⁴ -----	110	12 373	2 112	521	121	11 594	1 996
592	Liquor stores -----	22	1 390	145	43	25	1 606	145
594	Book, stationery stores -----	7	(D)	(D)	(D)	6	1 734	435
595	Sporting goods stores, bicycle shops -----	4	(D)	(D)	(D)	4	979	173
597	Jewelry stores -----	15	2 755	459	102	19	2 679	466
5992	Florists -----	4	578	155	43	9	571	101
5996	Camera, photographic supply stores -----	4	480	64	12	4	(D)	(D)
	SELECTED SERVICES							
7011	Hotels, motels -----	5	3 327	1 284	385	9	(D)	(D)
783	Motion picture theaters -----	6	793	190	85	7	947	227

Standard Notes: - Represents zero. (D) Withheld to avoid disclosure. (NA) Not available.

¹1958 group totals for SIC 53 and 56 may include data for "nonemployer" establishments which could not be classified and tabulated by detailed kinds of business.

²Excludes nonstore retailers (i.e., mail order, direct selling, merchandise vending machine operators) part of SIC 53.

³1958 data limited to "employer" establishments.

⁴Includes data for those kinds of business in SIC 59 (ex. 591) not covered in any of the lines below.

TABLE 2. The City: 1963 and 1958

SIC code	Kind of business	1963				1958 ¹		
		Estab- lish- ments (number)	Sales (\$1,000)	Payroll, entire year (\$1,000)	Paid employees, workweek ended nearest Nov. 15 (number)	Estab- lish- ments (number)	Sales (\$1,000)	Payroll, entire year (\$1,000)
	RETAIL STORES							
	Total ² -----	1 372	234 381	30 323	8 185	1 742	237 127	28 938
52	Lumber, building materials, hardware, farm equip- ment dealers -----	40	7 536	1 268	231	51	12 052	1 413
5251	Hardware stores -----	13	982	100	24	10	827	(D)
52 ex. 5251	Other -----	27	6 554	1 168	207	41	11 225	(D)
53 part ²	General merchandise group stores ² -----	33	33 079	4 094	1 406	48	29 753	4 375
531	Department stores -----	4	25 774	2 849	924	3	22 345	3 193
533	Limited price variety stores -----	13	4 759	892	377	18	5 300	987
539	Miscellaneous general merchandise stores -----	16	2 546	353	105	25	2 030	195
54	Food stores -----	276	35 600	2 841	853	384	52 484	3 948
55 ex. 554	Automotive dealers -----	66	56 354	5 584	921	49	38 473	3 847
55 pt. (554)	Gasoline service stations -----	90	8 980	815	248	128	12 331	1 093
56	Apparel, accessory stores -----	139	20 320	3 451	1 027	176	22 281	3 419
561, 567	Men's, boys' apparel stores, custom tailors -----	30	4 843	788	198	52	5 529	867
562-3, 568	Women's clothing, specialty stores -----	59	10 871	2 029	648	67	10 480	1 654
562	Women's ready-to-wear stores ³ -----	35	8 701	1 733	525	35	(D)	(D)
565	Family clothing stores ³ -----	10	693	101	36	11	1 457	193
566	Shoe stores -----	33	3 379	474	121	31	3 748	597
564, 569	Other apparel, accessory stores -----	7	534	59	24	13	989	108
57	Furniture, home furnishings, equipment stores -----	87	19 857	3 437	630	117	18 953	3 177
5712	Furniture stores -----	28	9 043	1 837	301	(NA)	(NA)	(NA)
5713-15, 19	Other home furnishings stores -----	21	1 628	336	84	(NA)	(NA)	(NA)
572, 573	Household appliance, radio, television, music stores -----	38	9 186	1 264	245	47	7 568	1 085
58	Eating, drinking places -----	284	14 386	3 283	1 435	370	14 741	2 977
5812	Eating places -----	194	11 065	2 699	1 184	260	11 182	2 512
5813	Drinking places (alcoholic beverages) -----	90	3 321	584	251	110	3 559	465
59 pt. (591)	Drug stores, proprietary stores -----	55	7 993	955	304	75	8 319	1 130
59 ex. 591	Other retail stores ⁴ -----	302	30 276	4 595	1 130	344	27 740	3 559
592	Liquor stores -----	126	9 395	805	268	147	9 058	712
594	Book, stationery stores -----	8	1 680	350	80	13	1 824	(D)
595	Sporting goods stores, bicycle shops -----	6	1 132	145	29	7	1 128	196
597	Jewelry stores -----	18	2 914	465	105	27	2 971	523
5992	Florists -----	12	821	222	66	22	1 059	205
5996	Camera, photographic supply stores -----	9	971	120	22	6	1 281	184
	SELECTED SERVICES							
7011	Hotels, motels -----	9	3 628	1 352	434	15	(D)	(D)
783	Motion picture theaters -----	8	(D)	(D)	(D)	14	(D)	(D)

Standard Notes: — Represents zero. (D) Withheld to avoid disclosure. (NA) Not available.

¹1958 group totals for SIC 53 and 56 may include data for "nonemployer" establishments which could not be classified and tabulated by detailed kinds of business.

²Excludes nonstore retailers (i.e., mail order, direct selling, merchandise vending machine operators) part of SIC 53.

³1958 data limited to "employer" establishments.

⁴Includes data for those kinds of business in SIC 59 (ex. 591) not covered in any of the lines below.

TABLE 3. The Standard Metropolitan Statistical Area: 1963 and 1958

SIC code	Kind of business	1963				1958 ¹		
		Estab- lish- ments (number)	Sales (\$1,000)	Payroll, entire year (\$1,000)	Paid employees, workweek ended nearest Nov. 15 (number)	Estab- lish- ments (number)	Sales (\$1,000)	Payroll, entire year (\$1,000)
	RETAIL STORES							
	Total ² -----	3 571	623 248	72 482	21 482	3 862	490 078	54 012
52	Lumber, building materials, hardware, farm equip- ment dealers -----	155	26 661	3 927	823	183	27 568	3 332
5251	Hardware stores -----	48	3 610	385	105	56	3 448	336
52 ex. 5251	Other -----	107	23 051	3 542	718	127	24 120	2 996
53 part ²	General merchandise group stores ² -----	111	93 910	12 431	4 448	155	55 419	7 486
531	Department stores -----	13	(D)	(D)	(D)	6	(D)	(D)
533	Limited price variety stores -----	50	14 596	2 454	1 048	49	10 073	1 685
539	Miscellaneous general merchandise stores -----	48	(D)	(D)	(D)	60	(D)	(D)
54	Food stores -----	655	143 540	11 229	3 143	791	120 784	8 683
55 ex. 554	Automotive dealers -----	217	113 472	10 266	1 880	192	78 374	7 377
55 pt. (554)	Gasoline service stations -----	461	49 478	4 259	1 286	465	38 866	2 994
56	Apparel, accessory stores -----	244	31 073	4 749	1 605	283	29 224	4 131
561, 567	Men's, boys' apparel stores, custom tailors -----	52	6 213	912	239	72	6 477	935
562-3, 568	Women's clothing, specialty stores -----	94	14 726	2 479	939	101	12 427	1 852
562	Women's ready-to-wear stores ³ -----	60	11 996	2 120	794	58	9 675	1 530
565	Family clothing stores ³ -----	22	2 812	392	140	22	(D)	(D)
566	Shoe stores -----	63	6 071	831	232	52	5 134	752
564, 569	Other apparel, accessory stores -----	13	1 251	135	55	30	(D)	(D)
57	Furniture, home furnishings, equipment stores -----	201	32 794	5 137	1 016	227	28 590	4 334
5712	Furniture stores -----	75	16 361	2 749	496	77	13 799	2 173
5713-15, 19	Other home furnishings stores -----	49	3 173	546	139	50	(D)	(D)
572, 573	Household appliance, radio, television, music stores -----	77	13 260	1 842	381	100	(D)	(D)
58	Eating, drinking places -----	695	42 160	9 487	4 172	767	35 419	7 134
5812	Eating places -----	494	33 092	8 159	3 611	539	27 811	6 256
5813	Drinking places (alcoholic beverages) -----	201	9 068	1 328	561	228	7 608	878
59 pt. (591)	Drug stores, proprietary stores -----	127	19 778	2 439	856	143	15 816	2 111
59 ex. 591	Other retail stores ⁴ -----	705	70 382	8 558	2 253	656	60 018	6 430
592	Liquor stores -----	237	22 358	2 072	674	242	18 510	1 515
594	Book, stationery stores -----	19	2 184	412	106	20	2 054	(D)
595	Sporting goods stores, bicycle shops -----	32	1 959	210	46	22	1 443	212
597	Jewelry stores -----	41	3 925	606	148	39	3 747	643
5992	Florists -----	40	2 064	430	136	61	2 037	(D)
5996	Camera, photographic supply stores -----	13	1 199	140	27	8	(D)	(D)
	SELECTED SERVICES							
7011	Hotels, motels -----	75	7 196	2 069	730	86	6 043	1 701
783	Motion picture theaters -----	20	(D)	(D)	(D)	26	(D)	(D)

Standard Notes: - Represents zero. (D) Withheld to avoid disclosure. (NA) Not available.

¹1958 group totals for SIC 53 and 56 may include data for "nonemployer" establishments which could not be classified and tabulated by detailed kinds of business.

²Excludes nonstore retailers (i.e., mail order, direct selling, merchandise vending machine operators) part of SIC 53.

³1958 data limited to "employer" establishments.

⁴Includes data for those kinds of business in SIC 59 (ex. 591) not covered in any of the lines below.

TABLE 4. CBD, City, SMSA—Sales Comparisons: 1958 and 1963

SIC code	Kind of business	Percent change in sales			Percent distribution of sales					
		Central business district	City	Standard metropolitan statistical area	Central business district		City		Standard metropolitan statistical area	
					1963	1958	1963	1958	1963	1958
	RETAIL STORES									
	Total ² -----	-12.4	-1.2	27.2	100.0	100.0	100.0	100.0	100.0	100.0
52	Lumber, building materials, hardware, farm equipment dealers -----	-59.3	-37.5	-3.3	1.5	3.2	3.2	5.1	4.3	5.6
5251	Hardware stores -----	(D)	18.7	4.7	(D)	(D)	0.4	0.4	0.6	0.7
52 ex. 5251	Other -----	(D)	-41.6	-4.4	(D)	(D)	2.8	4.7	3.7	4.9
53 part ²	General merchandise group stores ^{1,2} -----	0.9	11.2	69.5	20.5	17.9	14.1	12.6	15.1	11.3
531	Department stores -----	(D)	15.4	(D)	(D)	(D)	11.0	9.4	(D)	(D)
533	Limited price variety stores -----	-22.8	-10.2	44.9	4.0	4.5	2.0	2.2	2.3	2.1
539	Miscellaneous general merchandise stores -----	(D)	25.4	(D)	(D)	(D)	1.1	0.9	(D)	(D)
54	Food stores -----	-17.9	-32.2	18.8	9.3	9.9	15.2	22.1	23.0	24.7
55 ex. 554	Automotive dealers -----	-28.1	46.5	44.8	5.9	7.1	24.1	16.2	18.2	16.0
55 pt. (554)	Gasoline service stations -----	-32.8	-27.2	27.3	1.3	1.8	3.8	5.2	7.9	7.9
56	Apparel, accessory stores ¹ -----	-16.4	-8.8	6.3	20.2	21.2	8.7	9.4	5.0	6.0
561, 567	Men's, boys' apparel stores, custom tailors -----	-12.5	-12.4	-4.1	5.0	5.0	2.1	2.4	1.0	1.3
562-3, 568	Women's clothing, specialty stores -----	-6.0	3.7	18.5	10.2	9.6	4.6	4.4	2.4	2.5
562	Women's ready-to-wear stores ³ -----	0.8	(D)	24.0	8.5	7.4	3.7	(D)	1.9	2.0
565	Family clothing stores ³ -----	-51.3	-52.4	(D)	0.9	1.5	0.3	0.6	0.4	(D)
566	Shoe stores -----	-15.9	-9.9	18.3	3.6	3.8	1.5	1.6	1.0	1.1
564, 569	Other apparel, accessory stores -----	-52.2	-46.0	(D)	0.5	0.9	0.2	0.4	0.2	(D)
57	Furniture, home furnishings, equipment stores -----	-22.0	4.8	14.7	14.4	16.2	8.5	8.0	5.2	5.8
5712	Furniture stores -----	2.3	(NA)	18.6	10.3	8.8	3.9	(NA)	2.6	2.8
5713-15, 19	Other home furnishings stores -----	-48.3	(NA)	(D)	0.5	0.9	0.7	(NA)	0.5	(D)
572, 573	Household appliance, radio, television, music stores -----	-51.5	21.4	(D)	3.6	6.5	3.9	3.2	2.1	(D)
58	Eating, drinking places -----	-7.6	-2.4	19.0	6.2	5.8	6.1	6.2	6.8	7.2
5812	Eating places -----	-10.9	-1.1	19.0	4.8	4.6	4.7	4.7	5.3	5.7
5813	Drinking places (alcoholic beverages) -----	5.6	-6.7	19.2	1.4	1.2	1.4	1.5	1.5	1.5
59 pt. (591)	Drug stores, proprietary stores -----	8.9	-3.9	25.1	4.5	3.6	3.4	3.5	3.2	3.2
59 ex. 591	Other retail stores ⁴ -----	6.7	9.1	17.3	16.2	13.3	12.9	11.7	11.3	12.3
592	Liquor stores -----	-13.5	3.7	20.8	1.8	1.8	4.0	3.8	3.6	3.8
594	Book, stationery stores -----	(D)	-7.9	6.3	2.2	2.0	0.7	0.8	0.4	0.4
595	Sporting goods stores, bicycle shops -----	(D)	0.4	35.8	1.4	1.1	0.5	0.5	0.3	0.3
597	Jewelry stores -----	2.8	-1.9	4.8	3.6	3.1	1.2	1.3	0.6	0.8
5992	Florists -----	1.2	-22.5	1.3	0.8	0.7	0.4	0.5	0.3	0.4
5996	Camera, photographic supply stores -----	(D)	-24.2	(D)	0.6	(D)	0.4	0.5	0.2	(D)
	SELECTED SERVICES									
7011	Hotels, motels -----	(D)	(D)	19.1	(D)	(X)	(X)	(X)	(X)	(X)
783	Motion picture theaters -----	-16.3	(D)	(D)	1.6	(X)	(X)	(X)	(X)	(X)

Standard Notes: - Represents zero. (D) Withheld to avoid disclosure. (NA) Not available. (X) Not applicable. (-) Minus sign before number denotes decrease.

¹1958 group totals for SIC 53 and 56 may include data for "nonemployer" establishments which could not be classified and tabulated by detailed kinds of business.

²Excludes nonstore retailers (i.e., mail order, direct selling, merchandise vending machine operators) part of SIC 53.

³1958 data limited to "employer" establishments.

⁴Includes data for those kinds of business in SIC 59 (ex. 591) not covered in any of the lines below.

TABLE 5. CBD Sales as Percent of City and SMSA Sales: 1963 and 1958

SIC code	Kind of business	Central business district sales as—			
		Percent of city sales		Percent of standard metropolitan statistical area sales	
		1963	1958	1963	1958
	RETAIL STORES				
	Total ² -----	32.6	36.8	12.3	17.8
52	Lumber, building materials, hardware, farm equipment dealers -----	15.1	23.2	4.3	10.2
5251	Hardware stores -----	(D)	(D)	(D)	(D)
52 ex. 5251	Other -----	(D)	(D)	(D)	(D)
53 part ²	General merchandise group stores ^{1,2} -----	47.6	52.4	16.8	28.2
531	Department stores -----	(D)	(D)	(D)	(D)
533	Limited price variety stores -----	64.2	74.7	20.9	39.3
539	Miscellaneous general merchandise stores -----	(D)	(D)	(D)	(D)
54	Food stores -----	20.0	16.5	5.0	7.2
55 ex. 554	Automotive dealers -----	7.9	16.2	3.9	7.9
55 pt. (554)	Gasoline service stations -----	11.5	12.4	2.1	3.9
56	Apparel, accessory stores ¹ -----	76.1	83.0	49.7	63.3
561, 567	Men's, boys' apparel stores, custom tailors -----	78.5	78.6	61.2	67.1
562-3, 568	Women's clothing, specialty stores -----	72.3	79.9	53.4	67.3
562	Women's ready-to-wear stores ³ -----	74.9	(D)	54.3	66.8
565	Family clothing stores ³ -----	94.5	92.4	23.3	(D)
566	Shoe stores -----	81.6	87.5	45.4	63.9
564, 569	Other apparel, accessory stores -----	71.0	80.2	30.3	(D)
57	Furniture, home furnishings, equipment stores -----	55.5	74.5	33.6	49.4
5712	Furniture stores -----	87.3	(NA)	48.2	55.9
5713-15, 19	Other home furnishings stores -----	24.6	(NA)	12.6	(D)
572, 573	Household appliance, radio, television, music stores -----	29.8	74.5	20.6	(D)
58	Eating, drinking places -----	32.7	34.6	11.2	14.4
5812	Eating places -----	32.9	36.6	11.0	14.7
5813	Drinking places (alcoholic beverages) -----	32.2	28.4	11.8	13.3
59 pt. (591)	Drug stores, proprietary stores -----	43.0	38.0	17.4	20.0
59 ex. 591	Other retail stores ⁴ -----	40.9	41.8	17.6	19.3
592	Liquor stores -----	14.8	17.7	6.2	8.7
594	Book, stationery stores -----	(D)	95.1	(D)	84.4
595	Sporting goods stores, bicycle shops -----	(D)	86.8	(D)	67.8
597	Jewelry stores -----	94.5	90.2	70.2	71.5
5992	Florists -----	70.4	53.9	28.0	28.0
5996	Camera, photographic supply stores -----	49.4	(D)	40.0	(D)
	SELECTED SERVICES				
7011	Hotels, motels -----	91.7	(D)	46.2	(D)
783	Motion picture theaters -----	(D)	(D)	(D)	(D)

Standard Notes: - Represents zero. (D) Withheld to avoid disclosure. (NA) Not available.

¹1958 group totals for SIC 53 and 56 may include data for "nonemployer" establishments which could not be classified and tabulated by detailed kinds of business.

²Excludes nonstore retailers (i.e., mail order, direct selling, merchandise vending machine operators) part of SIC 53.

³1958 data limited to "employer" establishments.

⁴Includes data for those kinds of business in SIC 59 (ex. 591) not covered in any of the lines below.

TABLE 6. Other Major Retail Centers in the SMSA: 1963

MRC No. 1. Includes the planned center known as "Merchandise Mart Shopping Center" in the 4300 and 4400 blocks of Governor Printz Blvd. (New Castle Co., Del.)

SIC code	Kind of business	Total	SIC code	Kind of business	Number of establishments
	Retail stores, total:				
	Number	35			
	Sales \$1,000	20 431	55 ex. 554	Automotive Dealers	-
54, 58, 591	Convenience goods stores:		55 pt. (554)	Gasoline service stations	2
	Number	6	56	Apparel, accessory stores	8
	Sales \$1,000	4 821	561, 567	Men's, boys' apparel stores, custom tailors	2
53 part, 56, 57	Shopping goods stores:		562-3, 568	Women's clothing, specialty stores	3
	Number	19	562	Women's ready-to-wear stores	3
	Sales \$1,000	14 362	565	Family clothing stores	-
52, 55, 59 ex. 591	All other stores:		566	Shoe stores	3
	Number	10	564, 569	Other apparel, accessory stores	-
	Sales \$1,000	12 48	57	Furniture, home furnishings, equipment stores	6
			5712	Furniture stores	2
		Number of establishments	5713-15, 19	Other home furnishings stores	1
			572, 573	Household appliance, radio, television, music stores	3
52	Retail stores, total	35	58	Eating, drinking places	1
	Lumber, building materials, hardware, farm equipment dealers	2	5812	Eating places	1
5251	Hardware stores	-	5813	Drinking places (alcoholic beverages)	-
52 ex. 5251	Other	2	59 pt. (591)	Drug stores, proprietary stores	2
53 part	General merchandise group stores	5	59 ex. 591	Other retail stores	6
531	Department stores	2	592	Liquor stores	1
533	Limited price variety stores	2	594	Book, stationery stores	1
539	Miscellaneous general merchandise stores	1	595	Sporting goods stores, bicycle shops	1
			597	Jewelry stores	1
54	Food stores	3	5992	Florists	-
			5996	Camera, photographic supply stores	1

MRC No. 3. Includes the planned center known as "Prices Corner Shopping Center" near the intersection of Kirkwood Hwy. and Centerville Rd. and establishments along the 3100 and 3200 blocks of Kirkwood Hwy; and along the 1200 block of Centerville Rd.

SIC code	Kind of business	Total	SIC code	Kind of business	Number of establishments
	Retail stores, total:				
	Number	37	55 ex. 554	Automotive dealers	1
	Sales \$1,000	25 264	55 pt. (554)	Gasoline service stations	2
54, 58, 591	Convenience goods stores:		56	Apparel, accessory stores	12
	Number	11	561, 567	Men's, boys' apparel stores, custom tailors	1
	Sales \$1,000	5 763	562-3, 568	Women's clothing, specialty stores	4
53 part, 56, 57	Shopping goods stores:		562	Women's ready-to-wear stores	3
	Number	18	565	Family clothing stores	1
	Sales \$1,000	18 080	566	Shoe stores	6
52, 55, 59 ex. 591	All other stores:		564, 569	Other apparel, accessory stores	-
	Number	8	57	Furniture, home furnishings, equipment stores	2
	Sales \$1,000	1 421	5712	Furniture stores	-
		Number of establishments	5713-15, 19	Other home furnishings stores	1
			572, 573	Household appliance, radio, television, music stores	1
	Retail stores, total	37	58	Eating, drinking places	6
52	Lumber, building materials, hardware, farm equipment dealers	1	5812	Eating places	4
5251	Hardware stores	-	5813	Drinking places (alcoholic beverages)	2
52 ex. 5251	Other	1	59 pt. (591)	Drug stores, proprietary stores	1
53 part	General merchandise group stores	4	59 ex. 591	Other retail stores	4
531	Department stores	3	592	Liquor stores	2
533	Limited price variety stores	1	594	Book, stationery stores	1
539	Miscellaneous general merchandise stores	-	595	Sporting goods stores, bicycle shops	-
			597	Jewelry stores	-
54	Food stores	4	5992	Florists	-
			5996	Camera, photographic supply stores	-

Note: To facilitate comparison with 1958 data, the numbers assigned to MRC's are the same as those used in the reports of the 1958 census. For this reason, MRC. No. 2 is not used in this report.

Standard Notes: - Represents zero. (D) Withheld to avoid disclosure. (NA) Not available.

TABLE 6. Other Major Retail Centers in the SMSA: 1963—Continued

MRC No. 4. Includes the planned center known as "Mill Creek Shopping Center" near the intersection of Limestone Rd. and Kirkwood Hwy. and establishments on Kirkwood Hwy. from the east boundary of the shopping center to Griffin Dr. (New Castle Co., Del.)

SIC code	Kind of business	Total	SIC code	Kind of business	Number of establishments
	Retail stores, total:				
	Number -----	39	55 ex. 554	Automotive Dealers -----	1
	Sales ----- \$1,000	10 887	55 pt. (554)	Gasoline service stations -----	5
54, 58, 591	Convenience goods stores:		56	Apparel, accessory stores -----	4
	Number -----	13	561, 567	Men's, boys' apparel stores, custom tailors -----	2
	Sales ----- \$1,000	4 124	562-3, 568	Women's clothing, specialty stores -----	-
53 part, 56, 57	Shopping goods stores:		562	Women's ready-to-wear stores -----	-
	Number -----	12	565	Family clothing stores -----	-
	Sales ----- \$1,000	5 599	566	Shoe stores -----	2
52, 55, 59 ex. 591	All other stores:		564, 569	Other apparel, accessory stores -----	-
	Number -----	14	57	Furniture, home furnishings, equipment stores -----	5
	Sales ----- \$1,000	1 164	5712	Furniture stores -----	2
		Number of establishments	5713-15, 19	Other home furnishings stores -----	1
			572, 573	Household appliance, radio, television, music stores -----	2
	Retail stores, total -----	39	58	Eating, drinking places -----	6
52	Lumber, building materials, hardware, farm equipment dealers -----	1	5812	Eating places -----	5
5251	Hardware stores -----	1	5813	Drinking places (alcoholic beverages) -----	1
52 ex. 5251	Other -----	-	59 pt. (591)	Drug stores, proprietary stores -----	3
53 part	General merchandise group stores -----	3	59 ex. 591	Other retail stores -----	7
531	Department stores -----	1	592	Liquor stores -----	2
533	Limited price variety stores -----	2	594	Book, stationery stores -----	1
539	Miscellaneous general merchandise stores -----	-	595	Sporting goods stores, bicycle shops -----	1
			597	Jewelry stores -----	-
			5992	Florists -----	1
54	Food stores -----	4	5996	Camera, photographic supply stores -----	-

Standard Notes: - Represents zero. (D) Withheld to avoid disclosure. (NA) Not available.

Winston-Salem, N.C., SMSA

CONTENTS

[Page numbers listed here omit the chapter prefix, 115-, which appears as part of number for each page]

	page
Standard Metropolitan Statistical Area Map	1
Chart on Retail Sales: 1963 and 1958	3
TABLE 1 The Central Business District: 1963 and 1958	4
2 The City: 1963 and 1958	5
3 The Standard Metropolitan Statistical Area: 1963 and 1958	6
4 CBD, City, SMSA—Sales Comparisons: 1958 and 1963	7
5 CBD Sales as Percent of City and SMSA Sales: 1963 and 1958	8
6 Other Major Retail Centers in the SMSA: 1963	9

WINSTON-SALEM, N.C.

Standard Metropolitan Statistical Area, Central Business District, and Major Retail Centers



STANDARD METROPOLITAN
STATISTICAL AREA
& CENTRAL CITY



CENTRAL
BUSINESS
DISTRICT

Comprising Census Tract 1

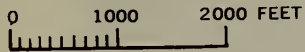


TABLE 1. The Central Business District: 1963 and 1958

SIC code	Kind of business	1963				1958 ¹		
		Estab- lish- ments (number)	Sales (\$1,000)	Payroll, entire year (\$1,000)	Paid employees, workweek ended nearest Nov. 15 (number)	Estab- lish- ments (number)	Sales (\$1,000)	Payroll, entire year (\$1,000)
	RETAIL STORES							
	Total ² -----	279	85 984	12 731	3 678	302	80 841	11 648
52	Lumber, building materials, hardware, farm equip- ment dealers -----	6	2 537	451	96	7	3 826	490
5251	Hardware stores -----	3	(D)	(D)	(D)	3	(D)	(D)
52 ex. 5251	Other -----	3	(D)	(D)	(D)	4	(D)	(D)
53 part ³	General merchandise group stores ² -----	21	23 891	4 021	1 396	18	23 035	3 498
531	Department stores -----	7	18 398	2 948	1 011	8	17 690	2 591
533	Limited price variety stores -----	7	2 615	475	217	5	3 799	617
539	Miscellaneous general merchandise stores -----	7	2 878	598	168	5	1 546	290
54	Food stores -----	15	2 783	181	74	25	4 125	275
55 ex. 554	Automotive dealers -----	18	27 728	2 868	543	16	16 714	1 921
55 pt. (554)	Gasoline service stations -----	10	1 492	255	68	15	1 751	173
56	Apparel, accessory stores -----	69	12 448	2 097	653	71	13 499	2 141
561, 567	Men's, boys' apparel stores, custom tailors -----	14	3 242	550	125	13	2 799	474
562-3, 568	Women's clothing, specialty stores -----	20	5 535	926	315	27	7 275	1 138
562	Women's ready-to-wear stores ³ -----	14	5 332	893	295	22	7 169	1 124
565	Family clothing stores ³ -----	14	1 521	263	111	11	(D)	(D)
566	Shoe stores -----	21	2 150	358	102	18	1 839	280
564, 569	Other apparel, accessory stores -----	-	-	-	-	2	(D)	(D)
57	Furniture, home furnishings, equipment stores -----	23	5 398	1 056	224	25	6 402	1 317
5712	Furniture stores -----	9	3 354	702	142	14	4 240	944
5713-15, 19	Other home furnishings stores -----	1	(D)	(D)	(D)	-	-	-
572, 573	Household appliance, radio, television, music stores -----	13	(D)	(D)	(D)	11	2 162	373
58	Eating, drinking places -----	64	3 412	913	384	65	3 042	640
5812	Eating places -----	60	3 340	904	378	62	2 946	626
5813	Drinking places (alcoholic beverages) -----	4	72	9	6	3	96	14
59 pt. (591)	Drug stores, proprietary stores -----	7	2 010	362	99	12	2 947	470
59 ex. 591	Other retail stores ⁴ -----	46	4 285	527	141	48	5 500	723
592	Liquor stores -----	1	(D)	(D)	(D)	1	(D)	(D)
594	Book, stationery stores -----	-	-	-	-	1	(D)	(D)
595	Sporting goods stores, bicycle shops -----	-	-	-	-	1	(D)	-
597	Jewelry stores -----	13	1 228	233	58	15	1 472	234
5992	Florists -----	5	177	48	13	2	(D)	(D)
5996	Camera, photographic supply stores -----	1	(D)	(D)	(D)	1	(D)	(D)
	SELECTED SERVICES							
7011	Hotels, motels -----	7	1 588	583	329	8	1 404	488
783	Motion picture theaters -----	4	557	141	65	3	573	131

Standard Notes: - Represents zero. (D) Withheld to avoid disclosure. (NA) Not available.

¹1958 group totals for SIC 53 and 56 may include data for "nonemployer" establishments which could not be classified and tabulated by detailed kinds of business.

²Excludes nonstore retailers (i.e., mail order, direct selling, merchandise vending machine operators) part of SIC 53.

³1958 data limited to "employer" establishments.

⁴Includes data for those kinds of business in SIC 59 (ex. 591) not covered in any of the lines below.

TABLE 2. The City: 1963 and 1958

SIC code	Kind of business	1963				1958 ¹		
		Estab- lish- ments (number)	Sales (\$1,000)	Payroll, entire year (\$1,000)	Paid employees, workweek ended nearest Nov. 15 (number)	Estab- lish- ments (number)	Sales (\$1,000)	Payroll, entire year (\$1,000)
RETAIL STORES								
	Total ² -----	1 028	199 318	25 351	7 684	1 097	164 830	19 002
52	Lumber, building materials, hardware, farm equip- ment dealers -----	37	11 704	1 410	299	41	8 787	869
5251	Hardware stores -----	12	(D)	(D)	(D)	13	2 042	223
52 ex. 5251	Other -----	25	(D)	(D)	(D)	28	6 745	646
53 part ³	General merchandise group stores ² -----	47	34 772	5 468	1 945	37	24 319	3 672
531	Department stores -----	10	22 318	3 417	1 193	8	17 590	2 591
533	Limited price variety stores -----	24	(D)	(D)	(D)	17	4 724	753
539	Miscellaneous general merchandise stores -----	13	(D)	(D)	(D)	12	1 905	328
54	Food stores -----	219	42 065	3 074	1 016	268	34 158	2 101
55 ex. 554	Automotive dealers -----	84	41 757	4 116	840	79	30 626	2 899
55 pt. (554)	Gasoline service stations -----	114	10 622	1 028	307	143	11 272	917
56	Apparel, accessory stores -----	98	17 343	2 859	920	82	14 613	2 321
561, 567	Men's, boys' apparel stores, custom tailors -----	18	(D)	(D)	(D)	14	2 937	492
562-3, 568	Women's clothing, specialty stores -----	32	7 217	1 210	423	29	7 570	1 185
562	Women's ready-to-wear stores ³ -----	21	(D)	(D)	(D)	22	7 385	1 163
565	Family clothing stores ³ -----	15	2 258	389	154	11	(D)	(D)
566	Shoe stores -----	29	(D)	(D)	(D)	23	2 420	391
564, 569	Other apparel, accessory stores -----	4	(D)	(D)	(D)	3	(D)	(D)
57	Furniture, home furnishings, equipment stores -----	70	10 626	2 055	449	79	11 433	2 140
5712	Furniture stores -----	35	6 213	1 369	294	(NA)	(NA)	(NA)
5713-15, 19	Other home furnishings stores -----	11	761	140	30	(NA)	(NA)	(NA)
572, 573	Household appliance, radio, television, music stores -----	24	3 652	546	125	26	4 164	629
58	Eating, drinking places -----	178	11 687	2 886	1 217	187	8 721	1 727
5812	Eating places -----	169	11 358	2 850	1 202	176	8 362	1 690
5813	Drinking places (alcoholic beverages) -----	9	329	36	15	11	359	37
59 pt. (591)	Drug stores, proprietary stores -----	27	5 187	976	251	32	5 936	940
59 ex. 591	Other retail stores ⁴ -----	154	13 555	1 479	440	149	14 965	1 416
592	Liquor stores -----	12	4 161	154	45	6	(D)	(D)
594	Book, stationery stores -----	6	491	79	40	4	785	143
595	Sporting goods stores, bicycle shops -----	5	(D)	(D)	(D)	6	64	(D)
597	Jewelry stores -----	16	1 644	302	81	22	2 090	322
5992	Florists -----	21	678	142	48	(NA)	(NA)	(NA)
5996	Camera, photographic supply stores -----	3	(D)	(D)	(D)	(NA)	(NA)	(NA)
SELECTED SERVICES								
7011	Hotels, motels -----	11	(D)	(D)	(D)	15	(D)	(D)
783	Motion picture theaters -----	6	728	170	82	6	751	162

Standard Notes: - Represents zero. (D) Withheld to avoid disclosure. (NA) Not available.

¹1958 group totals for SIC 53 and 56 may include data for "nonemployer" establishments which could not be classified and tabulated by detailed kinds of business.

²Excludes nonstore retailers (i.e., mail order, direct selling, merchandise vending machine operators) part of SIC 53.

³1958 data limited to "employer" establishments.

⁴Includes data for those kinds of business in SIC 59 (ex. 591) not covered in any of the lines below.

TABLE 3. The Standard Metropolitan Statistical Area: 1963 and 1958

SIC code	Kind of business	1963				1958 ¹		
		Estab- lish- ments (number)	Sales (\$1,000)	Payroll, entire year (\$1,000)	Paid employees, workweek ended nearest Nov. 15 (number)	Estab- lish- ments (number)	Sales (\$1,000)	Payroll, entire year (\$1,000)
	RETAIL STORES							
	Total ² -----	1 498	242 255	29 168	9 009	1 478	190 492	(D)
52	Lumber, building materials, hardware, farm equip- ment dealers -----	49	14 693	1 796	407	60	11 941	1 147
5251	Hardware stores -----	14	2 485	3 367	90	18	2 234	243
52 ex. 5251	Other -----	35	12 208	1 429	317	42	9 707	904
53 part ²	General merchandise group stores ² -----	63	36 593	5 705	2 018	89	26 955	3 839
531	Department stores -----	10	22 318	3 417	1 193	8	17 690	2 591
533	Limited price variety stores -----	25	8 649	1 374	561	18	4 825	783
539	Miscellaneous general merchandise stores -----	28	5 626	914	264	(NA)	(NA)	(NA)
54	Food stores -----	371	55 159	3 721	1 281	383	42 109	2 427
55 ex. 554	Automotive dealers -----	118	50 703	4 747	989	105	33 526	3 143
55 pt. (554)	Gasoline service stations -----	199	15 917	1 310	438	194	13 527	1 021
56	Apparel, accessory stores -----	108	18 672	3 023	988	88	14 980	2 362
561, 567	Men's, boys' apparel stores, custom tailors -----	20	4 448	717	182	15	2 999	495
562-3, 568	Women's clothing, specialty stores -----	35	7 882	1 272	461	32	7 812	1 218
562	Women's ready-to-wear stores ³ -----	22	7 452	1 216	425	25	7 627	1 196
565	Family clothing stores ³ -----	18	(D)	(D)	(D)	(D)	(D)	(D)
566	Shoe stores -----	31	3 440	559	156	24	2 450	393
564, 569	Other apparel, accessory stores -----	4	(D)	(D)	(D)	3	(D)	(D)
57	Furniture, home furnishings, equipment stores -----	103	12 896	2 397	533	104	12 828	2 301
5712	Furniture stores -----	50	8 005	1 624	351	56	7 995	1 548
5713-15, 19	Other home furnishings stores -----	25	1 089	202	49	15	550	117
572, 573	Household appliance, radio, television, music stores -----	28	3 802	571	133	33	4 285	636
58	Eating, drinking places -----	240	14 654	3 523	1 514	226	10 131	1 947
5812	Eating places -----	222	14 044	3 462	1 483	213	9 669	1 900
5813	Drinking places (alcoholic beverages) -----	18	610	61	31	13	462	47
59 pt. (591)	Drug stores, proprietary stores -----	37	6 841	1 293	344	39	6 857	(D)
59 ex. 591	Other retail stores ⁴ -----	210	16 127	1 653	497	190	17 638	1 570
592	Liquor stores -----	12	4 161	154	45	6	(D)	(D)
594	Book, stationery stores -----	6	491	79	40	6	799	143
595	Sporting goods stores, bicycle shops -----	6	249	35	9	6	(D)	(D)
597	Jewelry stores -----	22	1 738	316	86	27	2 148	325
5992	Florists -----	42	940	156	54	39	858	103
5996	Camera, photographic supply stores -----	3	(D)	(D)	(D)	1	(D)	(D)
	SELECTED SERVICES							
7011	Hotels, motels -----	16	2 048	689	368	25	1 834	(D)
783	Motion picture theaters -----	10	1 011	231	117	12	1 029	211

Standard Notes: - Represents zero. (D) Withheld to avoid disclosure. (NA) Not available.

¹1958 group totals for SIC 53 and 56 may include data for "nonemployer" establishments which could not be classified and tabulated by detailed kinds of business.

²Excludes nonstore retailers (i.e., mail order, direct selling, merchandise vending machine operators) part of SIC 53.

³1958 data limited to "employer" establishments.

⁴Includes data for those kinds of business in SIC 59 (ex. 591) not covered in any of the lines below.

TABLE 4. CBD, City, SMSA—Sales Comparisons: 1958 and 1963

SIC code	Kind of business	Percent change in sales			Percent distribution of sales					
		Central business district	City	Standard metropolitan statistical area	Central business district		City		Standard metropolitan statistical area	
					1963	1958	1963	1958	1963	1958
RETAIL STORES										
	Total ² -----	6.4	20.9	27.2	100.0	100.0	100.0	100.0	100.0	100.0
52	Lumber, building materials, hardware, farm equipment dealers -----	-33.7	33.2	23.0	3.0	4.7	5.9	5.3	6.1	6.3
5251	Hardware stores -----	(D)	(D)	11.2	(D)	(D)	(D)	1.2	1.0	1.2
52 ex. 5251	Other -----	(D)	(D)	25.8	(D)	(D)	(D)	4.1	5.0	5.1
53 part ³	General merchandise group stores ^{1,2} -----	3.7	43.0	35.8	27.8	28.5	17.4	14.8	15.1	14.2
531	Department stores -----	4.0	26.2	26.2	21.4	21.9	11.2	10.7	9.2	9.3
533	Limited price variety stores -----	-31.2	(D)	79.3	3.0	4.7	(D)	2.9	3.6	2.5
539	Miscellaneous general merchandise stores -----	86.2	(D)	(NA)	3.3	1.9	(D)	1.2	2.3	(NA)
54	Food stores -----	-32.5	23.1	31.0	3.2	5.1	21.1	20.7	22.8	22.1
55 ex. 554	Automotive dealers -----	65.9	36.3	51.2	32.2	20.7	20.9	18.6	20.9	17.6
55 pt. (554)	Gasoline service stations -----	-14.8	-5.8	17.7	1.7	2.2	5.3	6.8	6.6	7.1
56	Apparel, accessory stores ¹ -----	-7.8	18.7	24.6	14.5	16.7	8.7	8.9	7.7	7.9
561, 567	Men's, boys' apparel stores, custom tailors -----	15.8	(D)	48.3	3.8	3.5	(D)	1.8	1.8	1.6
562-3, 568	Women's clothing, specialty stores -----	-23.9	-4.7	0.9	6.4	9.0	3.6	4.6	3.3	4.1
562	Women's ready-to-wear stores ³ -----	-25.6	(D)	-2.2	6.2	8.9	(D)	4.5	3.1	4.0
565	Family clothing stores ³ -----	(D)	(D)	(D)	1.8	(D)	1.1	(D)	(D)	(D)
566	Shoe stores -----	16.9	(D)	40.4	2.5	2.3	(D)	1.5	1.4	1.3
564, 569	Other apparel, accessory stores -----	(D)	(D)	(D)	-	(D)	(D)	(D)	(D)	(D)
57	Furniture, home furnishings, equipment stores -----	-15.7	-7.1	0.5	6.3	7.9	5.3	6.9	5.3	6.7
5712	Furniture stores -----	-20.9	(NA)	0.1	3.9	5.2	3.1	(NA)	3.3	4.2
5713-15, 19	Other home furnishings stores -----	(D)	(NA)	98.0	(D)	-	0.4	(NA)	0.4	0.3
572, 573	Household appliance, radio, television, music stores -----	(D)	-12.3	-11.2	(D)	2.7	1.8	2.5	1.6	2.2
58	Eating, drinking places -----	12.2	34.0	44.6	4.0	3.8	5.9	5.3	6.0	5.3
5812	Eating places -----	13.4	35.8	45.2	3.9	3.6	5.7	5.1	5.8	5.1
5813	Drinking places (alcoholic beverages) -----	-25.0	8.4	32.0	0.1	0.1	0.2	0.2	0.3	0.2
59 pt. (591)	Drug stores, proprietary stores -----	-31.8	-12.6	-0.2	2.3	3.6	2.6	3.6	2.8	3.6
59 ex. 591	Other retail stores ⁴ -----	-22.1	-9.4	-8.6	5.0	6.8	6.8	9.1	6.7	9.3
592	Liquor stores -----	(D)	(D)	(D)	(D)	(D)	2.1	(D)	1.7	(D)
594	Book, stationery stores -----	(D)	-37.5	-38.5	-	(D)	0.2	0.5	0.2	0.4
595	Sporting goods stores, bicycle shops -----	(D)	(D)	(D)	-	(D)	(D)	0.0	0.1	(D)
597	Jewelry stores -----	-16.6	-21.3	-19.1	1.4	1.8	0.8	1.3	0.7	1.1
5992	Florists -----	(D)	(NA)	19.6	0.2	(D)	0.3	(NA)	0.4	0.5
5996	Camera, photographic supply stores -----	(D)	(D)	(D)	(D)	(D)	(D)	(NA)	(D)	(D)
SELECTED SERVICES										
7011	Hotels, motels -----	13.1	(D)	11.7	(x)	(x)	(x)	(x)	-	(x)
783	Motion picture theaters -----	-2.8	-3.1	-1.7	(x)	(x)	(x)	(x)	-	(x)

Standard Notes: - Represents zero. (D) Withheld to avoid disclosure. (NA) Not available. (X) Not applicable. (-) Minus sign before number denotes decrease.
¹1958 group totals for SIC 53 and 56 may include data for "nonemployer" establishments which could not be classified and tabulated by detailed kinds of business.
²Excludes nonstore retailers (i.e., mail order, direct selling, merchandise vending machine operators) part of SIC 53.
³1958 data limited to "employer" establishments.
⁴Includes data for those kinds of business in SIC 59 (ex. 591) not covered in any of the lines below.

TABLE 5. CBD Sales as Percent of City and SMSA Sales: 1963 and 1958

SIC code	Kind of business	Central business district sales as—			
		Percent of city sales		Percent of standard metropolitan statistical area sales	
		1963	1958	1963	1958
	RETAIL STORES				
	Total ² -----	43.1	49.0	35.5	42.4
52	Lumber, building materials, hardware, farm equipment dealers ----	21.7	43.5	17.3	32.0
5251	Hardware stores -----	(D)	(D)	(D)	(D)
52 ex. 5251	Other -----	(D)	(D)	(D)	(D)
53 part ²	General merchandise group stores ^{1,2} -----	68.7	94.7	65.3	85.5
531	Department stores -----	82.4	100.0	82.4	100.0
533	Limited price variety stores -----	(D)	80.4	30.2	78.7
539	Miscellaneous general merchandise stores -----	(D)	81.2	51.2	(NA)
54	Food stores -----	6.6	12.1	5.0	9.8
55 ex. 554	Automotive dealers -----	66.4	54.6	54.7	49.9
55 pt. (554)	Gasoline service stations -----	14.0	15.5	9.4	12.9
56	Apparel, accessory stores ¹ -----	71.8	92.4	66.7	90.1
561, 567	Men's, boys' apparel stores, custom tailors -----	(D)	95.3	72.9	93.3
562-3, 568	Women's clothing, specialty stores -----	76.7	96.1	70.2	93.1
562	Women's ready-to-wear stores ³ -----	(D)	97.1	71.6	(NA)
565	Family clothing stores ³ -----	67.4	(D)	(D)	(D)
566	Shoe stores -----	(D)	76.0	62.5	75.1
564, 569	Other apparel, accessory stores -----	(D)	(D)	-	(D)
57	Furniture, home furnishings, equipment stores -----	50.8	56.0	41.9	49.9
5712	Furniture stores -----	54.0	(NA)	41.9	53.0
5713-15, 19	Other home furnishings stores -----	(D)	(NA)	(D)	-
572, 573	Household appliance, radio, television, music stores -----	(D)	51.9	(D)	50.5
58	Eating, drinking places -----	29.2	34.9	23.3	30.0
5812	Eating places -----	29.4	35.2	23.8	30.5
5813	Drinking places (alcoholic beverages) -----	21.9	26.7	11.8	20.8
59 pt. (591)	Drug stores, proprietary stores -----	38.8	49.6	29.4	43.0
59 ex. 591	Other retail stores ⁴ -----	31.6	36.8	26.6	31.2
592	Liquor stores -----	(D)	(D)	(D)	(D)
594	Book, stationery stores -----	-	(D)	-	(D)
595	Sporting goods stores, bicycle shops -----	-	(D)	-	(D)
597	Jewelry stores -----	74.7	70.4	70.7	68.5
5992	Florists -----	26.1	(NA)	18.8	(D)
5996	Camera, photographic supply stores -----	(D)	(NA)	(D)	(D)
	SELECTED SERVICES				
7011	Hotels, motels -----	(D)	(D)	77.5	76.6
783	Motion picture theaters -----	76.5	76.3	55.1	55.7

Standard Notes: - Represents zero. (D) Withheld to avoid disclosure. (NA) Not available. (X) Not applicable.

¹1958 group totals for SIC 53 and 56 may include data for "nonemployer" establishments which could not be classified and tabulated by detailed kinds of business.

²Excludes nonstore retailers (i.e., mail order, direct selling, merchandise vending machine operators) part of SIC 53.

³1958 data limited to "employer" establishments.

⁴Includes data for those kinds of business in SIC 59 (ex. 591) not covered in any of the lines below.

TABLE 6. Other Major Retail Centers in the SMSA: 1963

MRC No. 1. Includes the planned center known as "Northside Shopping Center", in the area bounded by: Akron Dr., Leo, 34th and Patterson Ave. N. (Hwy. 52).

SIC code	Kind of business	Total	SIC code	Kind of business	Number of establishments
	Retail stores, total:				
	Number	24	55 ex. 554	Automotive Dealers	-
	Sales	9 062	55 pt. (554)	Gasoline service stations	-
54, 58, 591	Convenience goods stores:		56	Apparel, accessory stores	10
	Number	5	561, 567	Men's, boys' apparel stores, custom tailors	2
	Sales	(D)	562-3, 568	Women's clothing, specialty stores	2
53 part, 56, 57	Shopping goods stores:		562	Women's ready-to-wear stores	2
	Number	14	565	Family clothing stores	-
	Sales	4 474	566	Shoe stores	5
52, 55, 59 ex. 591	All other stores:		564, 569	Other apparel, accessory stores	1
	Number	5	57	Furniture, home furnishings, equipment stores	1
	Sales	(D)	5712	Furniture stores	1
		Number of establishments	5713-15, 19	Other home furnishings stores	-
			572, 573	Household appliance, radio, television, music stores	-
	Retail stores, total	24	58	Eating, drinking places	1
52	Lumber, building materials, hardware, farm equipment dealers	1	5812	Eating places	1
5251	Hardware stores	1	5813	Drinking places (alcoholic beverages)	-
52 ex. 5251	Other	-	59 pt. (591)	Drug stores, proprietary stores	1
53 part	General merchandise group stores	3	59 ex. 591	Other retail stores	4
531	Department stores	1	592	Liquor stores	-
533	Limited price variety stores	2	594	Book, stationery stores	1
539	Miscellaneous general merchandise stores	-	595	Sporting goods stores, bicycle shops	-
			597	Jewelry stores	1
			5992	Florists	1
54	Food stores	3	5996	Camera, photographic supply stores	-

MRC No. 2. Includes the planned center known as "Thruway Shopping Center" at the intersection of S. Stratford Rd. and the Interstate Expressway (East-West Expressway) and establishments on S. Stratford Rd. from the Interstate Expressway Access Rd. to the west property line of the Thruway Shopping Center.

SIC code	Kind of business	Total	SIC code	Kind of business	Number of establishments
	Retail stores, total:				
	Number	24	55 ex. 554	Automotive dealers	1
	Sales	5 481	55 pt. (554)	Gasoline service stations	-
54, 58, 591	Convenience goods stores:		56	Apparel, accessory stores	6
	Number	7	561, 567	Men's, boys' apparel stores, custom tailors	1
	Sales	1 187	562-3, 568	Women's clothing, specialty stores	3
53 part, 56, 57	Shopping goods stores:		562	Women's ready-to-wear stores	3
	Number	8	565	Family clothing stores	-
	Sales	3 307	566	Shoe stores	1
52, 55, 59 ex. 591	All other stores:		564, 569	Other apparel, accessory stores	1
	Number	9	57	Furniture, home furnishings, equipment stores	-
	Sales	987	5712	Furniture stores	-
		Number of establishments	5713-15, 19	Other home furnishings stores	-
			572, 573	Household appliance, radio, television, music stores	-
	Retail stores, total	24	58	Eating, drinking places	4
52	Lumber, building materials, hardware, farm equipment dealers	2	5812	Eating places	1
5251	Hardware stores	1	5813	Drinking places (alcoholic beverages)	-
52 ex. 5251	Other	1	59 pt. (591)	Drug stores, proprietary stores	1
53 part	General merchandise group stores	2	59 ex. 591	Other retail stores	6
531	Department stores	1	592	Liquor stores	-
533	Limited price variety stores	1	594	Book, stationery stores	1
539	Miscellaneous general merchandise stores	-	595	Sporting goods stores, bicycle shops	-
			597	Jewelry stores	2
			5992	Florists	1
54	Food stores	2	5996	Camera, photographic supply stores	1

Standard Notes: - Represents zero. (D) Withheld to avoid disclosure. (NA) Not available.

TABLE 6. Other Major Retail Centers in the SMSA: 1963—Continued

MRC No. 3. Includes the planned center known as "Parkway Plaza" and establishments on Corporation Pkwy. from Peters Creek Pkwy. to Konnoak Dr. and on Peters Creek Pkwy. from Salisbury Rd. to the 2600 block.

SIC code	Kind of business	Total	SIC code	Kind of business	Number of establishments
	Retail stores, total:				
	Number -----	27	55 ex. 554	Automotive Dealers -----	1
	Sales ----- \$1,000--	10 553	55 pt. (554)	Gasoline service stations -----	2
54, 58, 591	Convenience goods stores:		56	Apparel, accessory stores -----	8
	Number -----	8	561, 567	Men's, boys' apparel stores, custom tailors -----	1
	Sales ----- \$1,000--	3 593	562-3, 568	Women's clothing, specialty stores -----	3
53 part, 56, 57	Shopping goods stores:		562	Women's ready-to-wear stores -----	2
	Number -----	12	565	Family clothing stores -----	1
	Sales ----- \$1,000--	6 358	566	Shoe stores -----	2
52, 55, 59 ex. 591	All other stores:		564, 569	Other apparel, accessory stores -----	1
	Number -----	7	57	Furniture, home furnishings, equipment stores ----	-
	Sales ----- \$1,000--	602	5712	Furniture stores -----	-
		Number of establishments	5713-15, 19	Other home furnishings stores -----	-
			572, 573	Household appliance, radio, television, music stores -----	-
	Retail stores, total -----	27	58	Eating, drinking places -----	3
52	Lumber, building materials, hardware, farm equipment dealers -----	1	5812	Eating places -----	1
5251	Hardware stores -----	-	5813	Drinking places (alcoholic beverages) -----	-
52 ex. 5251	Other -----	1	59 pt. (591)	Drug stores, proprietary stores -----	1
53 part	General merchandise group stores -----	4	59 ex. 591	Other retail stores -----	3
531	Department stores -----	1	592	Liquor stores -----	-
533	Limited price variety stores -----	3	594	Book, stationery stores -----	1
539	Miscellaneous general merchandise stores -----	-	595	Sporting goods stores, bicycle shops -----	1
54	Food stores -----	4	597	Jewelry stores -----	-
			5992	Florists -----	1
			5996	Camera, photographic supply stores -----	-

Standard Notes: - Represents zero. (D) Withheld to avoid disclosure. (NA) Not available.

Worcester, Mass., SMSA

CONTENTS


[Page numbers listed here omit the chapter prefix, 116-, which appears as part of number for each page]

	page
Standard Metropolitan Statistical Area Map	1
Chart on Retail Sales: 1963 and 1958	3
TABLE 1 The Central Business District: 1963 and 1958	4
2 The City: 1963 and 1958	5
3 The Standard Metropolitan Statistical Area: 1963 and 1958	6
4 CBD, City, SMSA—Sales Comparisons: 1958 and 1963	7
5 CBD Sales as Percent of City and SMSA Sales: 1963 and 1958	8
6 Other Major Retail Centers in the SMSA: 1963	9

WORCESTER, MASS.

Standard Metropolitan Statistical Area, Central Business District, and Major Retail Centers

STANDARD METROPOLITAN
STATISTICAL AREA
& CENTRAL CITY



**CENTRAL
BUSINESS
DISTRICT**

Comprising Census Tract 17

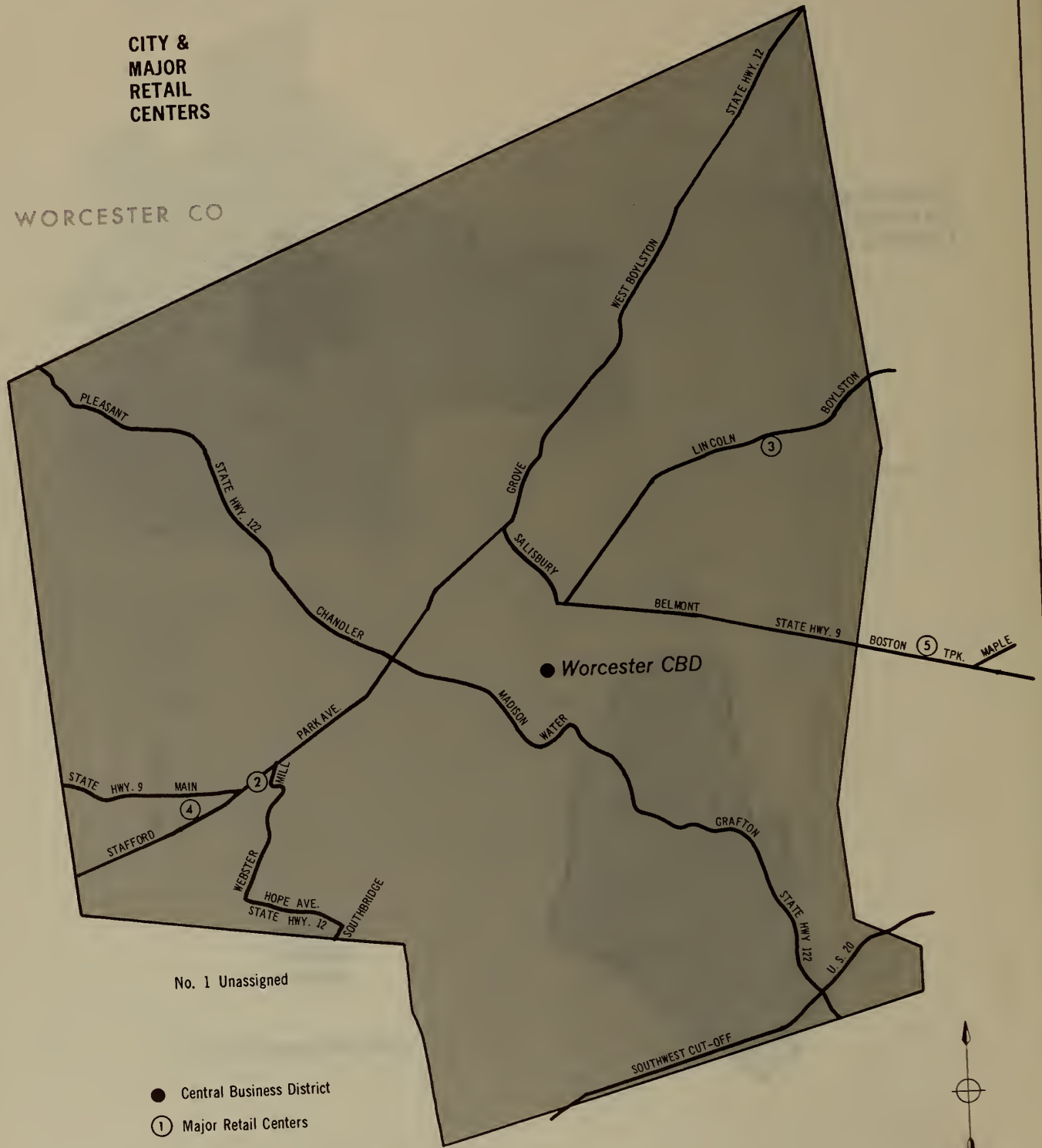


WORCESTER, MASS.

Standard Metropolitan Statistical Area, Central Business District, and Major Retail Centers

CITY &
MAJOR
RETAIL
CENTERS

WORCESTER CO



No. 1 Unassigned

- Central Business District
- ① Major Retail Centers




TABLE 1. The Central Business District: 1963 and 1958

SIC code	Kind of business	1963				1958 ¹		
		Estab- lish- ments (number)	Sales (\$1,000)	Payroll, entire year (\$1,000)	Paid employees, workweek ended nearest Nov. 15 (number)	Estab- lish- ments (number)	Sales (\$1,000)	Payroll, entire year (\$1,000)
	RETAIL STORES							
	Total ^{2,†} -----	445	87 198	14 554	4 422	490	91 857	15 216
52	Lumber, building materials, hardware, farm equip- ment dealers -----	13	1 960	302	71	12	2 920	436
5251	Hardware stores -----	1	(D)	(D)	(D)	2	(D)	(D)
52 ex. 5251	Other -----	12	(D)	(D)	(D)	10	(D)	(D)
53 part [†]	General merchandise group stores ² -----	13	27 832	4 420	1 454	14	23 442	4 128
531	Department stores -----	4	17 798	2 558	908	4	16 813	2 941
533	Limited price variety stores -----	4	(D)	(D)	(D)	3	6 378	1 179
539	Miscellaneous general merchandise stores -----	5	(D)	(D)	(D)	7	251	8
54	Food stores -----	34	4 520	576	202	35	6 434	670
55 ex. 554	Automotive dealers -----	7	2 573	335	65	8	3 572	456
55 pt. (554)	Gasoline service stations [†] -----	15	665	75	29	11	537	44
56	Apparel, accessory stores -----	99	23 776	3 975	1 098	119	25 487	4 099
561, 567	Men's, boys' apparel stores, custom tailors -----	29	6 483	1 113	243	36	6 091	1 053
562-3, 568	Women's clothing, specialty stores -----	38	13 586	2 398	724	46	13 768	2 419
562	Women's ready-to-wear stores ³ -----	23	(D)	(D)	(D)	23	12 514	2 120
565	Family clothing stores ³ -----	2	(D)	(D)	(D)	3	(D)	(D)
566	Shoe stores -----	27	3 305	415	111	26	2 563	373
564, 569	Other apparel, accessory stores -----	3	(D)	(D)	(D)	8	(D)	(D)
57	Furniture, home furnishings, equipment stores -----	36	6 809	1 246	317	40	7 795	1 441
5712	Furniture stores -----	11	4 690	853	205	16	3 879	596
5713-15, 19	Other home furnishings stores -----	6	600	152	37	6	626	130
572, 573	Household appliance, radio, television, music stores -----	19	1 519	241	75	18	3 290	715
58	Eating, drinking places -----	99	6 587	1 707	676	114	7 170	1 751
5812	Eating places -----	64	5 235	1 351	560	76	5 397	1 402
5813	Drinking places (alcoholic beverages) -----	35	1 352	356	116	38	1 773	349
59 pt. (591)	Drug stores, proprietary stores -----	14	2 766	453	142	17	3 249	528
59 ex. 591	Other retail stores ⁴ -----	115	9 710	1 465	368	120	11 251	1 663
592	Liquor stores -----	10	1 203	127	29	9	1 301	132
594	Book, stationery stores -----	10	559	70	32	7	453	64
595	Sporting goods stores, bicycle shops -----	6	(D)	(D)	(D)	5	594	78
597	Jewelry stores -----	16	1 836	375	79	18	2 049	405
5992	Florists -----	9	509	115	31	11	481	95
5996	Camera, photographic supply stores -----	5	455	68	15	5	570	65
	SELECTED SERVICES							
7011	Hotels, motels [†] -----	13	1 398	596	224	20	2 057	767
783	Motion picture theaters [†] -----	4	832	233	115	4	876	232

Standard Notes: - Represents zero. (D) Withheld to avoid disclosure. (NA) Not available. [†]1958 data revised.

¹1958 group totals for SIC 53 and 56 may include data for "nonemployer" establishments which could not be classified and tabulated by detailed kinds of business.

²Excludes nonstore retailers (i.e., mail order, direct selling, merchandise vending machine operators) part of SIC 53.

³1958 data limited to "employer" establishments.

⁴Includes data for those kinds of business in SIC 59 (ex. 591) not covered in any of the lines below.

TABLE 2. The City: 1963 and 1958

SIC code	Kind of business	1963				1958 ¹		
		Estab- lish- ments (number)	Sales (\$1,000)	Payroll, entire year (\$1,000)	Paid employees, workweek ended nearest Nov. 15 (number)	Estab- lish- ments (number)	Sales (\$1,000)	Payroll, entire year (\$1,000)
	RETAIL STORES							
	Total ² -----	1 636	302 120	38 120	11 116	1 881	265 543	33 282
52	Lumber, building materials, hardware, farm equip- ment dealers -----	76	15 580	2 643	523	81	14 674	2 350
5251	Hardware stores -----	17	966	122	35	25	1 440	(D)
52 ex. 5251	Other -----	59	14 614	2 521	488	56	13 234	(D)
53 part ²	General merchandise group stores ² -----	36	39 666	5 563	1 927	48	30 269	5 057
531	Department stores -----	7	27 659	3 432	1 240	6	(D)	(D)
533	Limited price variety stores -----	18	(D)	(D)	(D)	14	7 305	1 327
539	Miscellaneous general merchandise stores -----	11	(D)	(D)	(D)	26	(D)	(D)
54	Food stores -----	310	66 665	5 633	1 873	403	64 079	4 633
55 ex. 554	Automotive dealers -----	86	62 569	5 991	1 037	88	40 899	4 350
55 pt. (554)	Gasoline service stations -----	164	16 791	1 339	442	178	15 375	1 210
56	Apparel, accessory stores -----	147	30 506	4 836	1 369	174	29 355	4 519
561, 567	Men's, boys' apparel stores, custom tailors -----	35	7 200	1 194	279	46	6 670	1 123
562-3, 568	Women's clothing, specialty stores -----	45	14 525	2 483	741	56	14 367	2 505
562	Women's ready-to-wear stores ³ -----	24	8 383	1 541	459	31	(D)	(D)
565	Family clothing stores ³ -----	9	1 340	173	65	11	3 982	352
566	Shoe stores -----	52	6 924	921	258	41	3 199	447
564, 569	Other apparel, accessory stores -----	6	517	65	26	16	1 063	92
57	Furniture, home furnishings, equipment stores -----	99	13 982	2 103	526	119	14 568	2 330
5712	Furniture stores -----	32	7 110	1 222	290	(NA)	(NA)	(NA)
5713-15, 19	Other home furnishings stores -----	23	1 677	381	87	(NA)	(NA)	(NA)
572, 573	Household appliance, radio, television, music stores -----	44	5 195	500	149	57	7 050	1 184
58	Eating, drinking places -----	367	22 011	5 231	2 132	394	19 299	4 195
5812	Eating places -----	259	17 427	4 147	1 776	273	14 260	3 225
5813	Drinking places (alcoholic beverages) -----	108	4 584	1 084	356	121	5 039	972
59 pt. (591)	Drug stores, proprietary stores -----	66	8 413	1 318	424	65	8 143	1 146
59 ex. 591	Other retail stores ⁴ -----	285	25 937	3 463	863	331	28 882	3 492
592	Liquor stores -----	45	6 601	799	202	43	6 281	682
594	Book, stationery stores -----	13	1 061	145	53	15	552	71
595	Sporting goods stores, bicycle shops -----	8	769	98	33	14	770	(D)
597	Jewelry stores -----	22	2 022	386	86	32	2 263	416
5992	Florists -----	21	1 021	229	59	27	1 036	179
5996	Camera, photographic supply stores -----	9	(D)	(D)	(D)	7	(D)	(D)
	SELECTED SERVICES							
7011	Hotels, motels -----	20	1 590	(D)	(D)	24	(D)	(D)
783	Motion picture theaters -----	5	(D)	(D)	(D)	9	(D)	(D)

Standard Notes: - Represents zero. (D) Withheld to avoid disclosure. (NA) Not available.

¹1958 group totals for SIC 53 and 56 may include data for "nonemployer" establishments which could not be classified and tabulated by detailed kinds of business.

²Excludes nonstore retailers (i.e., mail order, direct selling, merchandise vending machine operators) part of SIC 53.

³1958 data limited to "employer" establishments.

⁴Includes data for those kinds of business in SIC 59 (ex. 591) not covered in any of the lines below.

TABLE 3. The Standard Metropolitan Statistical Area: 1963 and 1958

SIC code	Kind of business	1963				1958 ¹		
		Estab- lish- ments (number)	Sales (\$1,000)	Payroll, entire year (\$1,000)	Paid employees, workweek ended nearest Nov. 15 (number)	Estab- lish- ments (number)	Sales (\$1,000)	Payroll, entire year (\$1,000)
	RETAIL STORES							
	Total ² -----	2 645	444 141	51 946	15 799	2 911	360 172	(NA)
52	Lumber, building materials, hardware, farm equip- ment dealers -----	142	32 547	4 309	1 009	142	25 308	(NA)
5251	Hardware stores -----	38	10 163	858	327	(NA)	(NA)	(NA)
52 ex. 5251	Other -----	104	22 384	3 451	682	(NA)	(NA)	(NA)
53 part ³	General merchandise group stores ² -----	59	47 886	6 281	2 250	80	32 820	(NA)
531	Department stores -----	10	33 903	3 914	1 443	(NA)	(NA)	(NA)
533	Limited price variety stores -----	32	8 241	1 491	555	(NA)	(NA)	(NA)
539	Miscellaneous general merchandise stores -----	17	5 742	876	252	(NA)	(NA)	(NA)
54	Food stores -----	470	112 784	9 044	3 100	597	94 666	(NA)
55 ex. 554	Automotive dealers -----	162	83 517	7 682	1 367	157	55 005	(NA)
55 pt. (554)	Gasoline service stations -----	291	27 093	2 115	724	299	22 376	1 629
56	Apparel, accessory stores -----	192	32 679	5 075	1 486	214	31 189	4 673
561, 567	Men's, boys' apparel stores, custom tailors -----	42	7 530	1 236	294	52	6 986	1 152
562-3, 568	Women's clothing, specialty stores -----	61	15 218	2 558	782	73	14 962	2 548
562	Women's ready-to-wear stores ³ -----	32	8 873	1 592	487	39	13 434	2 341
565	Family clothing stores ³ -----	18	1 841	212	82	18	(D)	(D)
566	Shoe stores -----	61	7 473	996	293	50	3 599	490
564, 569	Other apparel, accessory stores -----	10	617	73	35	17	(D)	(D)
57	Furniture, home furnishings, equipment stores -----	159	18 371	2 593	631	193	17 677	(NA)
5712	Furniture stores -----	54	9 077	1 462	345	(NA)	(NA)	(NA)
5713-15, 19	Other home furnishings stores -----	36	2 381	436	103	(NA)	(NA)	(NA)
572, 573	Household appliance, radio, television, music stores -----	69	6 913	695	183	(NA)	(NA)	(NA)
58	Eating, drinking places -----	574	32 006	7 333	3 194	613	27 576	(NA)
5812	Eating places -----	401	24 979	5 810	2 621	(NA)	(NA)	(NA)
5813	Drinking places (alcoholic beverages) -----	173	7 027	1 523	573	(NA)	(NA)	(NA)
59 pt. (591)	Drug stores, proprietary stores -----	105	13 480	2 186	690	97	11 657	(NA) ¹¹
59 ex. 591	Other retail stores ⁴ -----	491	43 778	5 328	1 348	519	41 898	(NA)
592	Liquor stores -----	88	10 880	1 220	313	(NA)	(NA)	(NA)
594	Book, stationery stores -----	17	1 089	145	53	(NA)	(NA)	(NA)
595	Sporting goods stores, bicycle shops -----	12	994	112	40	(NA)	(NA)	(NA)
597	Jewelry stores -----	31	2 303	436	106	(NA)	(NA)	(NA)
5992	Florists -----	40	1 387	271	71	(NA)	(NA)	(NA)
5996	Camera, photographic supply stores -----	10	913	119	30	(NA)	(NA)	(NA)
	SELECTED SERVICES							
7011	Hotels, motels -----	38	3 482	1 237	492	(NA)	(NA)	(NA)
783	Motion picture theaters -----	10	(D)	(D)	(D)	(NA)	(NA)	(NA)

Standard Notes: - Represents zero. (D) Withheld to avoid disclosure. (NA) Not available.

¹1958 group totals for SIC 53 and 56 may include data for "nonemployer" establishments which could not be classified and tabulated by detailed kinds of business.

²Excludes nonstore retailers (i.e., mail order, direct selling, merchandise vending machine operators) part of SIC 53.

³1958 data limited to "employer" establishments.

⁴Includes data for those kinds of business in SIC 59 (ex. 591) not covered in any of the lines below.

TABLE 4. CBD, City, SMSA—Sales Comparisons: 1958 and 1963

SIC code	Kind of business	Percent change in sales			Percent distribution of sales					
		Central business district	City	Standard metropolitan statistical area	Central business district		City		Standard metropolitan statistical area	
					1963	1958	1963	1958	1963	1958
RETAIL STORES										
	Total ² -----	-5.1	13.8	23.3	100.0	100.0	100.0	100.0	100.0	100.0
52	Lumber, building materials, hardware, farm equipment dealers -----	-32.9	6.2	28.6	2.2	3.2	5.2	5.5	7.3	7.0
5251	Hardware stores -----	(D)	-32.9	(NA)	(D)	(D)	0.3	0.5	2.3	(NA)
52 ex. 5251	Other -----	(D)	10.4	(NA)	(D)	(D)	4.8	5.0	5.0	(NA)
53 part ²	General merchandise group stores ^{1,2} -----	18.7	31.0	45.9	31.9	25.5	13.1	11.4	10.8	9.1
531	Department stores -----	5.9	(D)	(NA)	20.4	18.3	9.2	(D)	7.6	(NA)
533	Limited price variety stores -----	(D)	(D)	(NA)	(D)	6.9	(D)	2.8	1.9	(NA)
539	Miscellaneous general merchandise stores -----	(D)	(D)	(NA)	(D)	0.3	(D)	(D)	1.3	(NA)
54	Food stores -----	-29.8	4.0	19.1	5.2	7.0	22.1	24.1	25.4	26.3
55 ex. 554	Automotive dealers -----	-28.0	53.0	51.8	3.0	3.9	20.7	15.4	18.8	15.3
55 pt. (554)	Gasoline service stations -----	23.8	9.2	21.1	0.8	0.6	5.6	5.8	6.1	6.2
56	Apparel, accessory stores ¹ -----	-6.7	3.9	4.8	27.3	27.7	10.1	11.1	7.4	8.7
561, 567	Men's, boys' apparel stores, custom tailors -----	6.4	7.9	7.8	7.4	6.6	2.4	2.5	1.7	1.9
562-3, 568	Women's clothing, specialty stores -----	1.3	1.1	1.7	15.6	15.0	4.8	5.4	3.4	4.2
562	Women's ready-to-wear stores ³ -----	(D)	(D)	-34.0	(D)	13.6	2.8	(D)	2.0	3.7
565	Family clothing stores ³ -----	(D)	-66.4	(D)	(D)	(D)	0.4	1.5	0.4	(D)
566	Shoe stores -----	29.0	116.4	107.6	3.8	2.8	2.3	1.2	1.7	1.0
564, 569	Other apparel, accessory stores -----	(D)	-51.4	(D)	(D)	(D)	0.2	0.4	0.1	(D)
57	Furniture, home furnishings, equipment stores -----	-12.7	-4.0	-3.9	7.8	8.5	4.6	5.5	4.1	4.9
5712	Furniture stores -----	20.9	(NA)	(NA)	5.4	4.2	2.4	(NA)	2.0	(NA)
5713-15, 19	Other home furnishings stores -----	-4.2	(NA)	(NA)	0.7	0.7	0.6	(NA)	0.5	(NA)
572, 573	Household appliance, radio, television, music stores -----	-53.8	-26.3	(NA)	1.7	3.6	1.7	2.7	1.6	(NA)
58	Eating, drinking places -----	-8.1	14.1	16.1	7.6	7.8	7.3	7.3	7.2	7.7
5812	Eating places -----	-3.0	22.2	(NA)	6.0	5.9	5.8	5.4	5.6	(NA)
5813	Drinking places (alcoholic beverages) -----	-23.8	-9.0	(NA)	1.6	1.9	1.5	1.9	1.6	(NA)
59 pt. (591)	Drug stores, proprietary stores -----	-14.9	3.3	15.6	3.2	3.5	2.8	3.1	3.0	3.2
59 ex. 591	Other retail stores ⁴ -----	-13.7	-10.2	4.5	11.1	12.2	8.6	10.9	9.9	11.6
592	Liquor stores -----	-7.5	5.1	(NA)	1.4	1.4	2.2	2.4	2.4	(NA)
594	Book, stationery stores -----	23.4	92.2	(NA)	0.6	0.5	0.4	0.2	0.2	(NA)
595	Sporting goods stores, bicycle shops -----	(D)	-0.1	(NA)	(D)	0.6	0.3	0.3	0.2	(NA)
597	Jewelry stores -----	-10.4	-10.7	(NA)	2.1	2.2	0.7	0.9	0.5	(NA)
5992	Florists -----	5.8	-1.5	(NA)	0.6	0.5	0.3	0.4	0.3	(NA)
5996	Camera, photographic supply stores -----	-20.2	(D)	(NA)	0.5	0.6	(D)	(D)	0.2	(NA)
SELECTED SERVICES										
7011	Hotels, motels -----	-32.6	(D)	(NA)	(X)	(X)	(X)	(X)	(X)	(X)
783	Motion picture theaters -----	-5.0	(D)	(NA)	(X)	(X)	(X)	(X)	(X)	(X)

Standard Notes: - Represents zero. (D) Withheld to avoid disclosure. (NA) Not available. (X) Not applicable. (-) Minus sign before number denotes decrease.
¹1958 group totals for SIC 53 and 56 may include data for "nonemployer" establishments which could not be classified and tabulated by detailed kinds of business.
²Excludes nonstore retailers (i.e., mail order, direct selling, merchandise vending machine operators) part of SIC 53.
³1958 data limited to "employer" establishments.
⁴Includes data for those kinds of business in SIC 59 (ex. 591) not covered in any of the lines below.

TABLE 5. CBD Sales as Percent of City and SMSA Sales: 1963 and 1958

SIC code	Kind of business	Central business district sales as—			
		Percent of city sales		Percent of standard metropolitan statistical area sales	
		1963	1958	1963	1958
	RETAIL STORES				
	Total ² -----	28.9	34.6	19.6	25.5
52	Lumber, building materials, hardware, farm equipment dealers -----	12.6	19.9	6.0	11.5
5251	Hardware stores -----	(D)	(D)	(D)	(NA)
52 ex. 5251	Other -----	(D)	(D)	(D)	(NA)
53 part ²	General merchandise group stores ^{1,2} -----	70.2	77.4	58.1	71.4
531	Department stores -----	64.3	(D)	52.5	(NA)
533	Limited price variety stores -----	(D)	87.3	(D)	(NA)
539	Miscellaneous general merchandise stores -----	(D)	(D)	(D)	(NA)
54	Food stores -----	6.8	10.0	4.0	6.8
		4.1	8.7	3.1	6.5
55 ex. 554	Automotive dealers -----	4.1	8.7	3.1	6.5
55 pt. (554)	Gasoline service stations -----	4.0	3.5	2.5	2.4
56	Apparel, accessory stores ¹ -----	77.9	86.8	72.8	81.7
561, 567	Men's, boys' apparel stores, custom tailors -----	90.0	91.3	86.1	87.2
562-3, 568	Women's clothing, specialty stores -----	93.5	95.8	89.3	92.0
562	Women's ready-to-wear stores ³ -----	(D)	(D)	(D)	93.2
565	Family clothing stores ³ -----	(D)	(D)	(D)	(D)
566	Shoe stores -----	47.7	80.1	44.2	71.2
564, 569	Other apparel, accessory stores -----	(D)	(D)	(D)	(D)
57	Furniture, home furnishings, equipment stores -----	48.7	53.5	37.1	44.1
5712	Furniture stores -----	66.0	(NA)	51.7	(NA)
5713-15, 19	Other home furnishings stores -----	35.8	(NA)	25.2	(NA)
572, 573	Household appliance, radio, television, music stores -----	29.2	46.7	22.0	(NA)
58	Eating, drinking places -----	29.9	37.2	20.6	26.0
5812	Eating places -----	30.0	37.8	21.0	(NA)
5813	Drinking places (alcoholic beverages) -----	29.5	35.2	19.2	(NA)
59 pt. (591)	Drug stores, proprietary stores -----	32.9	39.9	20.5	27.9
59 ex. 591	Other retail stores ⁴ -----	37.4	39.0	22.2	26.9
592	Liquor stores -----	18.2	20.7	11.1	(NA)
594	Book, stationery stores -----	52.7	82.1	51.3	(NA)
595	Sporting goods stores, bicycle shops -----	(D)	77.1	(D)	(NA)
597	Jewelry stores -----	90.8	90.5	79.7	(NA)
5992	Florists -----	49.9	46.4	36.7	(NA)
5996	Camera, photographic supply stores -----	(D)	(D)	49.8	(NA)
	SELECTED SERVICES				
7011	Hotels, motels -----	87.9	(D)	40.1	(NA)
783	Motion picture theaters -----	(D)	(D)	(D)	(NA)

Standard Notes: - Represents zero. (D) Withheld to avoid disclosure. (NA) Not available.

¹1958 group totals for SIC 53 and 56 may include data for "nonemployer" establishments which could not be classified and tabulated by detailed kinds of business.

²Excludes nonstore retailers (i.e., mail order, direct selling, merchandise vending machine operators) part of SIC 53.

³1958 data limited to "employer" establishments.

⁴Includes data for those kinds of business in SIC 59 (ex. 591) not covered in any of the lines below.

TABLE 6. Other Major Retail Centers in the SMSA: 1963

MRC No. 2. Includes the establishments on Main St. from Cambridge St. to Park Ave., on Park Ave. from Main St. to Mill St., on Mill St. from Park Ave. to Main St. and at Webster Square and Gardner Square. (Worcester)

SIC code	Kind of business	Total	SIC code	Kind of business	Number of establishments
	Retail stores, total:				
	Number -----	47	55 ex. 554	Automotive Dealers -----	2
	Sales ----- \$1,000--	12 853	55 pt. (554)	Gasoline service stations -----	7
54, 58, 591	Convenience goods stores:		56	Apparel, accessory stores -----	4
	Number -----	19	561, 567	Men's, boys' apparel stores, custom tailors -----	1
	Sales ----- \$1,000--	6 455	562-3, 568	Women's clothing, specialty stores -----	1
53 part, 56, 57	Shopping goods stores:		562	Women's ready-to-wear stores -----	-
	Number -----	11	565	Family clothing stores -----	1
	Sales ----- \$1,000--	2 487	566	Shoe stores -----	1
52, 55, 59 ex. 591	All other stores:		564, 569	Other apparel, accessory stores -----	-
	Number -----	17	57	Furniture, home furnishings, equipment stores -----	5
	Sales ----- \$1,000--	3 911	5712	Furniture stores -----	2
		Number of establishments	5713-15, 19	Other home furnishings stores -----	2
			572, 573	Household appliance, radio, television, music stores -----	1
	Retail stores, total -----	47	58	Eating, drinking places -----	9
52	Lumber, building materials, hardware, farm equipment dealers -----	3	5812	Eating places -----	5
5251	Hardware stores -----	2	5813	Drinking places (alcoholic beverages) -----	4
52 ex. 5251	Other -----	1	59 pt. (591)	Drug stores, proprietary stores -----	1
53 part	General merchandise group stores -----	2	59 ex. 591	Other retail stores -----	5
531	Department stores -----	1	592	Liquor stores -----	2
533	Limited price variety stores -----	1	594	Book, stationery stores -----	-
539	Miscellaneous general merchandise stores -----	-	595	Sporting goods stores, bicycle shops -----	-
			597	Jewelry stores -----	1
54	Food stores -----	9	5992	Florists -----	-
			5996	Camera, photographic supply stores -----	-

MRC No. 3. Includes the planned center known as "Lincoln Plaza" and establishments on Lincoln St. from Trinity Ave. to Tyler Prentice Rd. (Worcester city)

SIC code	Kind of business	Total	SIC code	Kind of business	Number of establishments
	Retail stores, total:				
	Number -----	23	55 ex. 554	Automotive dealers -----	1
	Sales ----- \$1,000--	9 087	55 pt. (554)	Gasoline service stations -----	1
54, 58, 591	Convenience goods stores:		56	Apparel, accessory stores -----	4
	Number -----	7	561, 567	Men's, boys' apparel stores, custom tailors -----	-
	Sales ----- \$1,000--	4 541	562-3, 568	Women's clothing, specialty stores -----	2
53 part, 56, 57	Shopping goods stores:		562	Women's ready-to-wear stores -----	-
	Number -----	9	565	Family clothing stores -----	-
	Sales ----- \$1,000--	4 001	566	Shoe stores -----	2
52, 55, 59 ex. 591	All other stores:		564, 569	Other apparel, accessory stores -----	-
	Number -----	7	57	Furniture, home furnishings, equipment stores -----	3
	Sales ----- \$1,000--	545	5712	Furniture stores -----	1
		Number of establishments	5713-15, 19	Other home furnishings stores -----	-
			572, 573	Household appliance, radio, television, music stores -----	2
	Retail stores, total -----	23	58	Eating, drinking places -----	1
52	Lumber, building materials, hardware, farm equipment dealers -----	-	5812	Eating places -----	1
5251	Hardware stores -----	-	5813	Drinking places (alcoholic beverages) -----	-
52 ex. 5251	Other -----	-	59 pt. (591)	Drug stores, proprietary stores -----	-
53 part	General merchandise group stores -----	2	59 ex. 591	Other retail stores -----	5
531	Department stores -----	1	592	Liquor stores -----	1
533	Limited price variety stores -----	1	594	Book, stationery stores -----	1
539	Miscellaneous general merchandise stores -----	-	595	Sporting goods stores, bicycle shops -----	1
			597	Jewelry stores -----	1
54	Food stores -----	6	5992	Florists -----	-
			5996	Camera, photographic supply stores -----	1

Note: To facilitate comparison with 1958 data, the numbers assigned to MRC's are the same as those used in the reports of the 1958 census. For this reason, MRC No. 1 is not used in this report.

Standard Notes: - Represents zero. (D) Withheld to avoid disclosure. (NA) Not available.

TABLE 6. Other Major Retail Centers in the SMSA: 1963—Continued

MRC No. 4. Includes the planned center known as "Webster Square Plaza" and establishments in the area bounded by: Rear property line of lots on north side of Main St., Young St., Rear property line of lots on south side of Stafford St., Heard St., Stafford St., Curtis Pkway., Main, Brookline St. (Worcester)

SIC code	Kind of business	Total	SIC code	Kind of business	Number of establishments
	Retail stores, total:				
	Number	22	55 ex. 554	Automotive Dealers	1
	Sales	13 730	55 pt. (554)	Gasoline service stations	5
54, 58, 591	Convenience goods stores:		56	Apparel, accessory stores	-
	Number	7	561, 567	Men's, boys' apparel stores, custom tailors	-
	Sales	4 567	562-3, 568	Women's clothing, specialty stores	-
53 part, 56, 57	Shopping goods stores:		562	Women's ready-to-wear stores	-
	Number	3	565	Family clothing stores	-
	Sales	(D) 1,000	566	Shoe stores	-
52, 55, 59 ex. 591	All other stores:		564, 569	Other apparel, accessory stores	-
	Number	12	57	Furniture, home furnishings, equipment stores	1
	Sales	(D) 1,000	5712	Furniture stores	1
			5713-15, 19	Other home furnishings stores	-
			572, 573	Household appliance, radio, television, music stores	-
	Retail stores, total	22	58	Eating, drinking places	1
52	Lumber, building materials, hardware, farm equipment dealers	3	5812	Eating places	1
5251	Hardware stores	-	5813	Drinking places (alcoholic beverages)	-
52 ex. 5251	Other	3	59 pt. (591)	Drug stores, proprietary stores	1
53 part	General merchandise group stores	2	59 ex. 591	Other retail stores	3
531	Department stores	1	592	Liquor stores	1
533	Limited price variety stores	1	594	Book, stationery stores	-
539	Miscellaneous general merchandise stores	-	595	Sporting goods stores, bicycle shops	-
			597	Jewelry stores	-
			5992	Florists	-
54	Food stores	5	5996	Camera, photographic supply stores	-

MRC No. 5. Includes the planned center known as "White City" and establishments on Boston Turnpike from Shrewsbury town line (Lake Quinsigamond) to Worthington-Elm.

SIC code	Kind of business	Total	SIC code	Kind of business	Number of establishments
	Retail stores, total:				
	Number	42	55 ex. 554	Automotive dealers	4
	Sales	19 625	55 pt. (554)	Gasoline service stations	4
54, 58, 591	Convenience goods stores:		56	Apparel, accessory stores	7
	Number	16	561, 567	Men's, boys' apparel stores, custom tailors	1
	Sales	6 412	562-3, 568	Women's clothing, specialty stores	2
53 part, 56, 57	Shopping goods stores:		562	Women's ready-to-wear stores	2
	Number	10	565	Family clothing stores	-
	Sales	3 632	566	Shoe stores	3
52, 55, 59 ex. 591	All other stores:		564, 569	Other apparel, accessory stores	1
	Number	16	57	Furniture, home furnishings, equipment stores	2
	Sales	9 581	5712	Furniture stores	-
			5713-15, 19	Other home furnishings stores	2
			572, 573	Household appliance, radio, television, music stores	-
	Retail stores, total	42	58	Eating, drinking places	7
52	Lumber, building materials, hardware, farm equipment dealers	4	5812	Eating places	7
5251	Hardware stores	1	5813	Drinking places (alcoholic beverages)	-
52 ex. 5251	Other	3	59 pt. (591)	Drug stores, proprietary stores	1
53 part	General merchandise group stores	1	59 ex. 591	Other retail stores	4
531	Department stores	1	592	Liquor stores	1
533	Limited price variety stores	-	594	Book, stationery stores	-
539	Miscellaneous general merchandise stores	-	595	Sporting goods stores, bicycle shops	-
			597	Jewelry stores	1
			5992	Florists	-
54	Food stores	8	5996	Camera, photographic supply stores	-

Standard Notes: - Represents zero. (D) Withheld to avoid disclosure. (NA) Not available.

Youngstown-Warren, Ohio, SMSA

CONTENTS

[Page numbers listed here omit the chapter prefix, 117-, which appears as part of number for each page]

	page
Standard Metropolitan Statistical Area Map	1
Chart on Retail Sales: 1963 and 1958	3
TABLE 1 The Central Business District: 1963 and 1958	4
2 The City: 1963 and 1958	5
3 The Standard Metropolitan Statistical Area: 1963 and 1958	6
4 CBD, City, SMSA—Sales Comparisons: 1958 and 1963	7
5 CBD Sales as Percent of City and SMSA Sales: 1963 and 1958	8
6 Other Major Retail Centers in the SMSA: 1963	9

Main body of faint text, likely a paragraph or list of items.

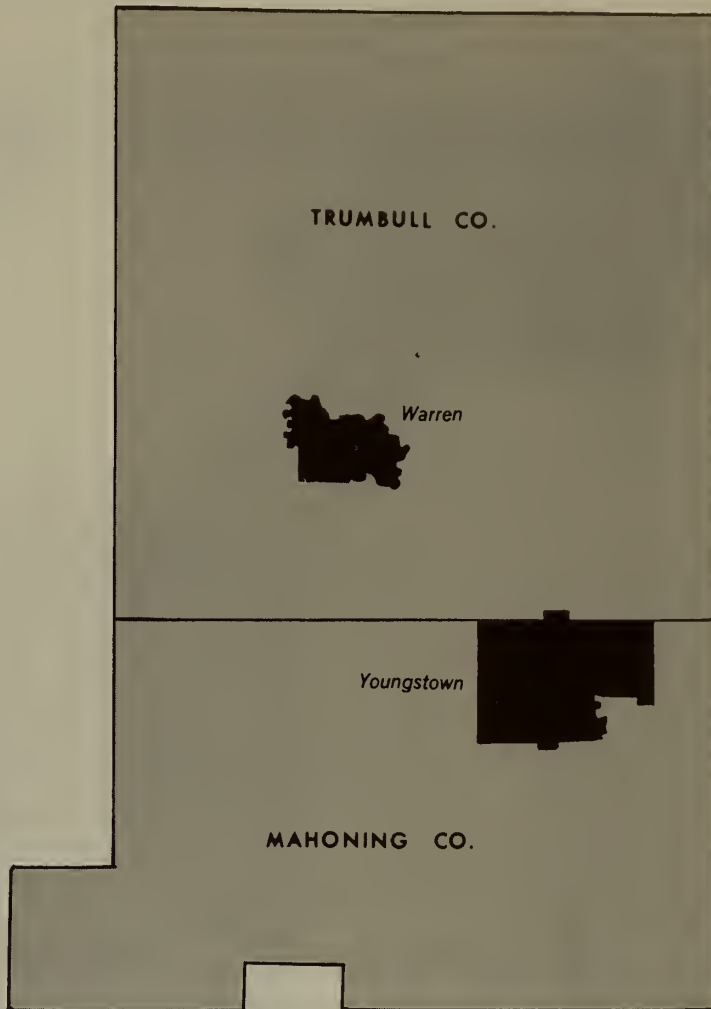
Second main body of faint text, possibly a continuation of the previous section.

Final section of faint text at the bottom of the page.

YOUNGSTOWN-WARREN, OHIO

Standard Metropolitan Statistical Area, Central Business District, and Major Retail Centers

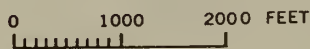
STANDARD METROPOLITAN
STATISTICAL AREA
& CENTRAL CITIES



YOUNGSTOWN

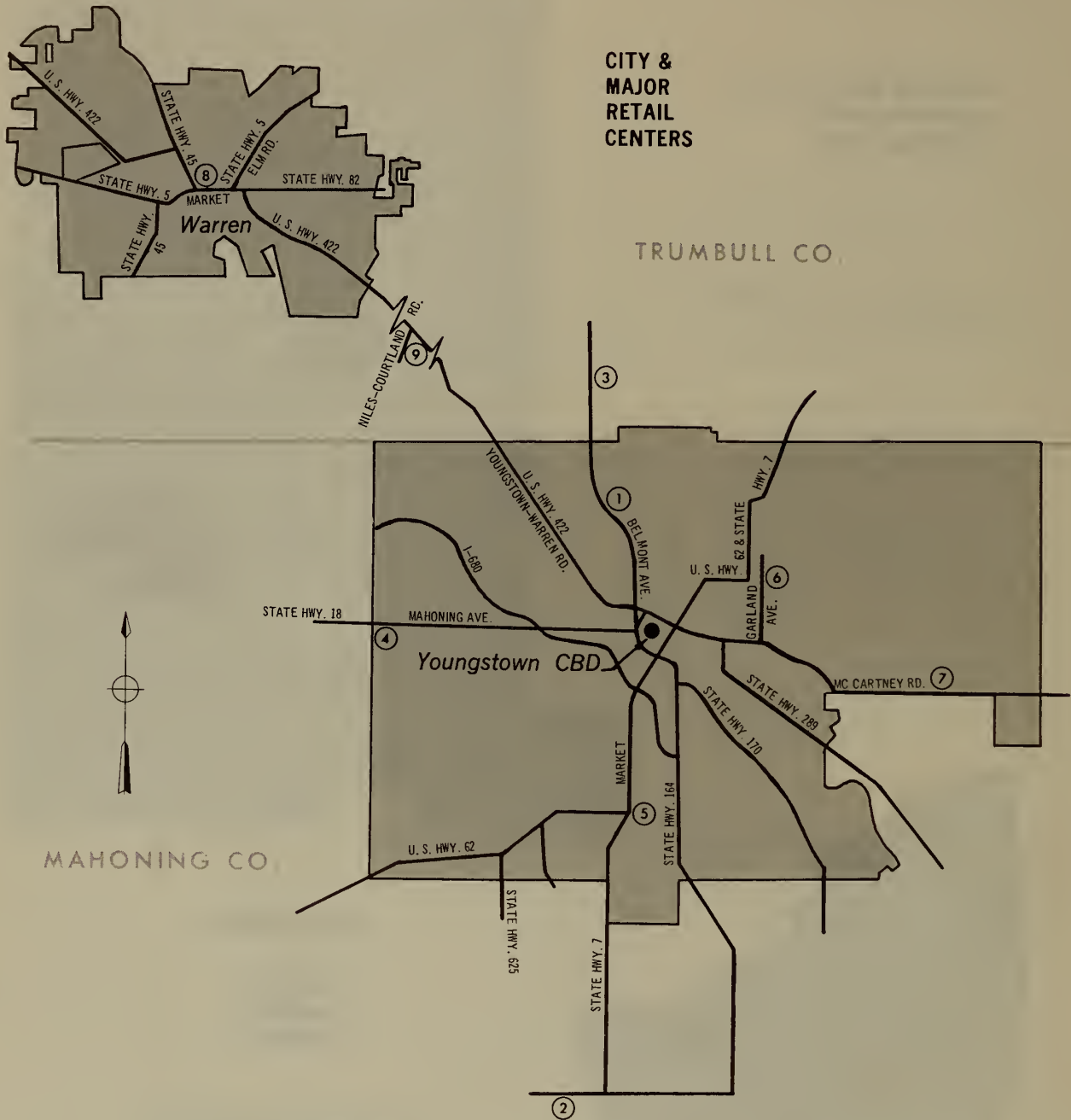
CENTRAL
BUSINESS
DISTRICT

Comprising Census Tract N-37



YOUNGSTOWN-WARREN, OHIO

Standard Metropolitan Statistical Area, Central Business District, and Major Retail Centers



CITY &
MAJOR
RETAIL
CENTERS

TRUMBULL CO.

MAHONING CO.

- Central Business District
- ① Major Retail Centers

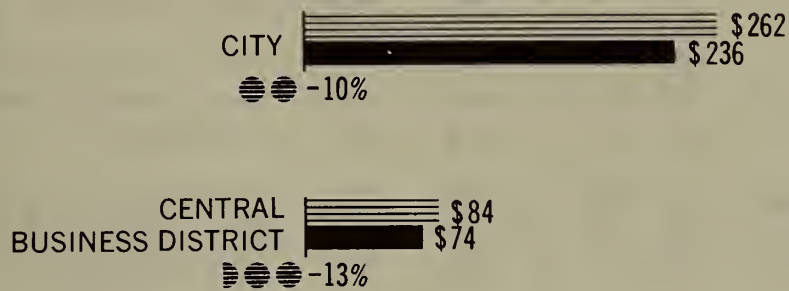
0 1 2 MILES

Youngstown-Warren SMSA

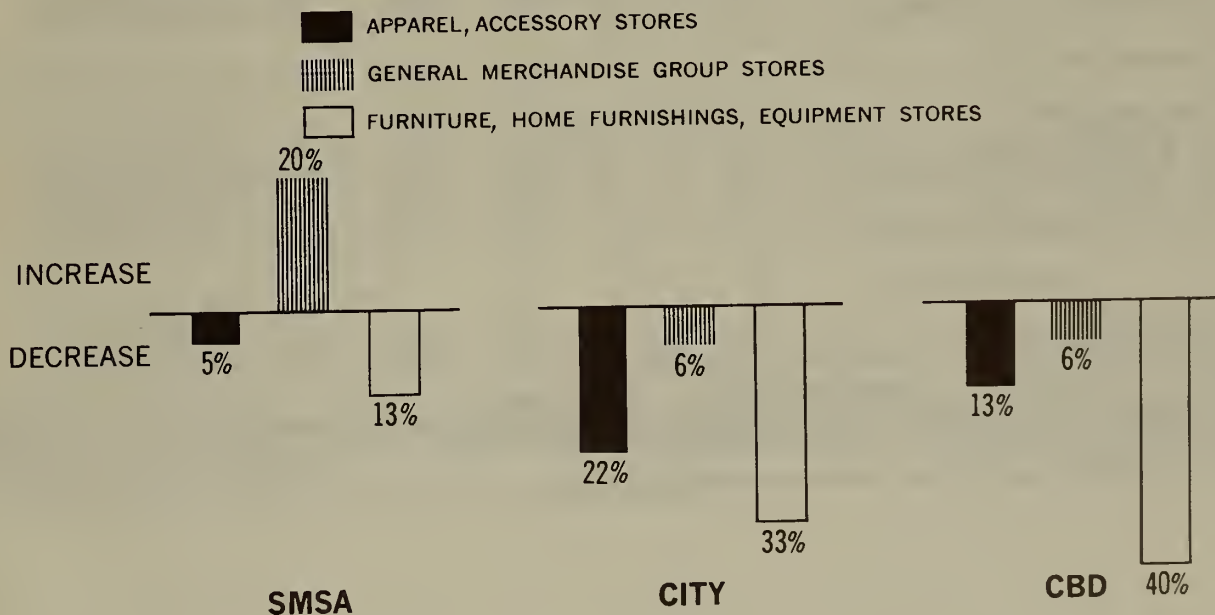
Retail Sales: 1958 and 1963 IN MILLIONS OF DOLLARS



Youngstown



Percent Change in Sales, 1958-1963 by Types of Stores



1963 CENSUS OF BUSINESS, U.S. Department of Commerce, Bureau of the Census

TABLE 1. The Central Business District: 1963 and 1958

SIC code	Kind of business	1963				1958 ¹		
		Estab- lish- ments	Sales	Payroll, entire year	Paid employees, workweek ended nearest Nov. 15	Estab- lish- ments	Sales	Payroll, entire year
		(number)	(\$1,000)	(\$1,000)	(number)	(number)	(\$1,000)	(\$1,000)
	RETAIL STORES							
	Total ²	319	73 712	11 651	4 139	375	84 413	13 939
52	Lumber, building materials, hardware, farm equip- ment dealers	9	2 009	377	102	20	2 223	383
5251	Hardware stores	4	1 290	205	66	6	972	150
52 ex. 5251	Other	5	719	172	36	14	1 251	233
53 part ¹	General merchandise group stores ²	8	38 460	6 152	2 349	14	40 805	7 448
531	Department stores	2	(D)	(D)	(D)	3	(D)	(D)
533	Limited price variety stores	2	(D)	(D)	(D)	5	3 344	727
539	Miscellaneous general merchandise stores	4	(D)	(D)	(D)	6	(D)	(D)
54	Food stores	49	4 809	460	156	61	8 976	720
55 ex. 554	Automotive dealers	11	3 034	345	73	4	1 246	159
55 pt. (554)	Gasoline service stations	17	1 332	184	41	11	1 172	144
56	Apparel, accessory stores	60	9 610	1 722	568	70	11 018	1 816
561, 567	Men's, boys' apparel stores, custom tailors	21	2 525	515	142	23	3 182	647
562-3, 568	Women's clothing, specialty stores	20	4 124	747	265	25	5 149	788
562	Women's ready-to-wear stores ³	13	3 862	710	250	18	4 806	742
565	Family clothing stores ³	4	523	82	28	4	(D)	(D)
566	Shoe stores	15	2 438	378	133	18	(D)	(D)
564, 569	Other apparel, accessory stores	-	-	-	-	-	-	-
57	Furniture, home furnishings, equipment stores	19	3 227	609	151	27	5 396	897
5712	Furniture stores	7	2 189	436	99	14	3 647	600
5713-15, 19	Other home furnishings stores	4	257	58	16	4	236	37
572, 573	Household appliance, radio, television, music stores	8	781	115	36	9	1 513	260
58	Eating, drinking places	63	3 425	917	443	78	4 873	1 260
5812	Eating places	38	2 591	779	362	45	2 874	910
5813	Drinking places (alcoholic beverages)	25	834	138	81	33	1 999	350
59 pt. (591)	Drug stores, proprietary stores	15	2 531	260	64	15	2 174	385
59 ex. 591	Other retail stores ⁴	68	5 275	625	192	75	6 530	727
592	Liquor stores	3	(D)	(D)	(D)	5	(D)	(D)
594	Book, stationery stores	8	281	26	15	4	(D)	(D)
595	Sporting goods stores, bicycle shops	1	(D)	(D)	(D)	2	(D)	(D)
597	Jewelry stores	19	1 755	289	92	21	2 521	389
5992	Florists	3	124	15	5	2	(D)	(D)
5996	Camera, photographic supply stores	-	-	-	-	1	(D)	(D)
	SELECTED SERVICES							
7011	Hotels, motels	10	1 134	471	173	10	1 354	496
783	Motion picture theaters	5	548	195	99	5	1 111	282

Standard Notes: - Represents zero. (D) Withheld to avoid disclosure. (NA) Not available.

¹1958 group totals for SIC 53 and 56 may include data for "nonemployer" establishments which could not be classified and tabulated by detailed kinds of business.²Excludes nonstore retailers (i.e., mail order, direct selling, merchandise vending machine operators) part of SIC 53.³1958 data limited to "employer" establishments.⁴Includes data for those kinds of business in SIC 59 (ex. 591) not covered in any of the lines below.

TABLE 2. The City: 1963 and 1958

SIC code	Kind of business	1963				1958 ¹		
		Estab-lish-ments	Sales	Payroll, entire year	Paid employees, workweek ended nearest Nov. 15	Estab-lish-ments	Sales	Payroll, entire year
		(number)	(\$1,000)	(\$1,000)	(number)	(number)	(\$1,000)	(\$1,000)
RETAIL STORES								
	Total ²	1 449	236 166	28 964	9 255	1 852	262 373	32 490
52	Lumber, building materials, hardware, farm equip-ment dealers	52	7 427	1 009	262	97	11 903	1 654
5251	Hardware stores	21	2 868	383	118	26	2 134	286
52 ex. 5251	Other	31	4 559	626	144	71	9 769	1 368
53 part ²	General merchandise group stores ²	20	58 333	8 508	3 104	51	62 090	10 345
531	Department stores	6	(D)	(D)	(D)	6	(D)	(D)
533	Limited price variety stores	8	3 762	699	306	22	9 141	1 701
539	Miscellaneous general merchandise stores	6	(D)	(D)	(D)	23	(D)	(D)
54	Food stores	353	52 057	4 362	1 229	470	66 445	4 741
55 ex. 554	Automotive dealers	78	45 948	4 301	866	94	34 234	3 508
55 pt. (554)	Gasoline service stations	175	13 856	1 296	396	184	14 598	1 299
56	Apparel, accessory stores	98	12 785	2 191	710	140	16 363	2 479
561, 567	Men's, boys' apparel stores, custom tailors	28	3 247	632	172	36	4 461	833
562-3, 568	Women's clothing, specialty stores	39	(D)	(D)	(D)	49	6 536	986
562	Women's ready-to-wear stores ³	23	4 628	829	292	33	(D)	(D)
565	Family clothing stores ³	7	864	120	52	7	(D)	195
566	Shoe stores	24	3 478	516	159	37	3 292	439
564, 569	Other apparel, accessory stores	1	(D)	(D)	(D)	7	428	26
57	Furniture, home furnishings, equipment stores	89	10 060	1 721	432	124	14 910	2 340
5712	Furniture stores	31	3 786	675	162	34	6 109	936
5713-15, 19	Other home furnishings stores	23	2 993	543	154	21	3 002	513
572, 573	Household appliance, radio, television, music stores	35	3 281	503	116	69	5 799	891
58	Eating, drinking places	342	15 580	3 200	1 534	405	17 868	3 677
5812	Eating places	149	8 783	2 285	1 078	191	9 281	2 461
5813	Drinking places (alcoholic beverages)	193	6 797	915	456	214	8 587	1 216
59 pt. (591)	Drug stores, proprietary stores	57	7 391	953	285	63	7 771	1 056
59 ex. 591	Other retail stores ⁴	185	12 729	1 423	437	224	16 191	1 391
592	Liquor stores	26	4 329	179	60	37	6 451	182
594	Book, stationery stores	11	(D)	(D)	(D)	5	546	101
595	Sporting goods stores, bicycle shops	10	(D)	(D)	(D)	11	286	(D)
597	Jewelry stores	30	2 257	(D)	(D)	33	2 863	417
5992	Florists	16	670	119	38	23	811	97
5996	Camera, photographic supply stores	3	467	28	11	5	328	25
SELECTED SERVICES								
7011	Hotels, motels	23	(D)	(D)	(D)	26	(D)	(D)
783	Motion picture theaters	10	789	267	133	10	1 338	336

Standard Notes: - Represents zero. (D) Withheld to avoid disclosure. (NA) Not available. ²Revised.
¹1958 group totals for SIC 53 and 56 may include data for "nonemployer" establishments which could not be classified and tabulated by detailed kinds of business.
²Excludes nonstore retailers (i.e., mail order, direct selling, merchandise vending machine operators) part of SIC 53.
³1958 data limited to "employer" establishments.
⁴Includes data for those kinds of business in SIC 59 (ex. 591) not covered in any of the lines below.

TABLE 3. The Standard Metropolitan Statistical Area: 1963 and 1958

SIC code	Kind of business	1963				1958 ¹		
		Estab- lish- ments	Sales	Payroll, entire year	Paid employees, workweek ended nearest Nov. 15	Estab- lish- ments	Sales	Payroll, entire year
		(number)	(\$1,000)	(\$1,000)	(number)	(number)	(\$1,000)	(\$1,000)
	RETAIL STORES							
	Total ² -----	4 088	605 442	67 352	21 220	4 475	542 541	60 369
52	Lumber, building materials, hardware, farm equip- ment dealers -----	219	25 676	3 358	843	279	33 837	4 288
5251	Hardware stores -----	68	7 723	987	286	77	7 910	969
52 ex. 5251	Other -----	151	17 953	2 371	557	202	25 927	3 319
53 part ³	General merchandise group stores ² -----	91	100 443	13 527	4 967	122	83 621	13 439
531	Department stores -----	14	75 557	10 188	3 638	10	62 240	10 158
533	Limited price variety stores -----	35	12 529	2 188	938	42	14 599	2 600
539	Miscellaneous general merchandise stores -----	42	12 357	1 151	391	30	5 902	681
54	Food stores -----	890	162 110	13 053	3 739	1 016	151 299	10 313
55 ex. 554	Automotive dealers -----	278	115 134	10 416	2 098	282	84 926	8 088
55 pt. (554)	Gasoline service stations -----	574	52 592	4 523	1 489	555	42 379	3 540
56	Apparel, accessory stores -----	233	28 607	4 214	1 581	280	30 155	4 484
561, 567	Men's, boys' apparel stores, custom tailors -----	63	7 182	1 159	387	75	7 327	1 217
562-3, 568	Women's clothing, specialty stores -----	85	10 985	1 649	625	93	11 723	1 767
562	Women's ready-to-wear stores ³ -----	57	8 265	1 282	473	68	10 865	1 681
565	Family clothing stores ³ -----	28	(D)	(D)	(D)	26	(D)	(D)
566	Shoe stores -----	55	6 625	939	303	62	6 727	971
564, 569	Other apparel, accessory stores -----	2	(D)	(D)	(D)	16	(D)	(D)
57	Furniture, home furnishings, equipment stores -----	210	24 281	3 628	860	303	27 782	4 186
5712	Furniture stores -----	79	12 317	1 825	405	79	12 929	2 007
5713-15, 19	Other home furnishings stores -----	46	4 380	725	201	61	4 574	717
572, 573	Household appliance, radio, television, music stores -----	85	7 584	1 078	254	163	10 279	1 462
58	Eating, drinking places -----	952	41 981	8 422	3 797	978	36 195	6 793
5812	Eating places -----	441	24 424	6 124	2 738	487	18 852	4 479
5813	Drinking places (alcoholic beverages) -----	511	17 557	2 298	1 059	491	17 343	2 314
59 pt. (591)	Drug stores, proprietary stores -----	150	21 195	2 656	808	142	17 547	2 303
59 ex. 591	Other retail stores ⁴ -----	491	33 423	3 555	1 038	518	34 800	2 935
592	Liquor stores -----	61	9 598	354	121	75	11 702	352
594	Book, stationery stores -----	15	724	100	42	10	687	124
595	Sporting goods stores, bicycle shops -----	36	1 124	123	32	35	1 229	88
597	Jewelry stores -----	56	3 804	618	179	63	4 520	701
5992	Florists -----	57	2 186	346	116	56	1 936	277
5996	Camera, photographic supply stores -----	5	609	48	11	8	509	45
	SELECTED SERVICES							
7011	Hotels, motels -----	77	4 613	1 229	491	80	3 958	1 115
783	Motion picture theaters -----	22	1 547	489	226	30	(D)	(D)

Standard Notes: - Represents zero. (D) Withheld to avoid disclosure. (NA) Not available.

¹1958 group totals for SIC 53 and 56 may include data for "nonemployer" establishments which could not be classified and tabulated by detailed kinds of business.²Excludes nonstore retailers (i.e., mail order, direct selling, merchandise vending machine operators) part of SIC 53.³1958 data limited to "employer" establishments.⁴Includes data for those kinds of business in SIC 59 (ex. 591) not covered in any of the lines below.

TABLE 4. CBD, City, SMSA—Sales Comparisons: 1958 and 1963

SIC code	Kind of business	Percent change in sales			Percent distribution of sales					
		Central business district	City	Standard metropolitan statistical area	Central business district		City		Standard metropolitan statistical area	
					1963	1958	1963	1958	1963	1958
RETAIL STORES										
	Total ² -----	-12.7	-10.0	11.6	100.0	100.0	100.0	100.0	100.0	100.0
52	Lumber, building materials, hardware, farm equipment dealers -----	-9.6	-37.6	-24.1	2.8	2.6	3.1	4.5	4.3	6.2
5251	Hardware stores -----	32.7	34.4	-2.4	1.8	1.1	1.2	0.8	1.3	1.5
52 ex. 5251	Other -----	-42.5	-53.3	-30.8	1.0	1.5	1.9	3.7	3.0	4.7
53 part ²	General merchandise group stores ^{1,2} -----	-5.8	-6.1	20.1	52.2	48.3	24.7	23.7	16.6	15.4
531	Department stores -----	(D)	(D)	21.4	(D)	(D)	(D)	(D)	12.5	11.5
533	Limited price variety stores -----	(D)	-58.8	-14.2	(D)	4.0	1.6	3.5	2.1	2.7
539	Miscellaneous general merchandise stores -----	(D)	(D)	109.4	(D)	(D)	(D)	(D)	2.0	1.1
54	Food stores -----	-46.4	-21.7	7.1	6.5	10.6	22.0	25.3	26.8	27.9
55 ex. 554	Automotive dealers -----	143.5	34.2	35.6	4.1	1.5	19.5	13.0	19.0	15.7
55 pt. (554)	Gasoline service stations -----	13.7	-5.1	24.1	1.8	1.4	5.9	5.6	8.7	7.8
56	Apparel, accessory stores ¹ -----	-12.8	-21.9	-5.1	13.0	13.1	5.4	6.2	4.7	5.6
561, 567	Men's, boys' apparel stores, custom tailors -----	-20.7	-27.2	-2.0	3.4	3.8	1.4	1.7	1.2	1.4
562-3, 568	Women's clothing, specialty stores -----	-19.9	(D)	-6.3	5.6	6.1	(D)	2.5	1.8	2.2
562	Women's ready-to-wear stores ³ -----	-19.6	(D)	-23.9	5.2	5.7	2.0	(D)	1.4	2.0
565	Family clothing stores ³ -----	(D)	(D)	(D)	0.7	(D)	0.4	(D)	(D)	(D)
566	Shoe stores -----	(D)	5.7	-1.5	3.3	(D)	1.5	1.3	1.1	1.2
564, 569	Other apparel, accessory stores -----	-	(D)	(D)	-	-	(D)	0.2	(D)	(D)
57	Furniture, home furnishings, equipment stores -----	-40.2	-32.5	-12.6	4.4	6.4	4.3	5.7	4.0	5.1
5712	Furniture stores -----	-40.0	-38.0	-4.7	3.0	4.3	1.6	2.3	2.0	2.4
5713-15, 19	Other home furnishings stores -----	8.9	-0.3	-4.2	0.3	0.3	1.3	1.1	0.7	0.8
572, 573	Household appliance, radio, television, music stores -----	-48.4	-43.4	-26.2	1.1	1.8	1.4	2.2	1.3	1.9
58	Eating, drinking places -----	-29.7	-12.8	16.0	4.6	5.8	6.6	6.8	6.9	6.7
5812	Eating places -----	-9.9	-5.4	30.0	3.5	3.4	3.7	3.5	4.0	3.5
5813	Drinking places (alcoholic beverages) -----	-58.3	-20.8	1.2	1.1	2.4	2.9	3.3	2.9	3.2
59 pt. (591)	Drug stores, proprietary stores -----	16.4	-4.9	20.8	3.4	2.6	3.1	3.0	3.5	3.2
59 ex. 591	Other retail stores ⁴ -----	-19.2	-21.4	-4.0	7.2	7.7	5.4	6.2	5.5	6.4
592	Liquor stores -----	(D)	-32.9	-18.0	(D)	(D)	1.8	2.5	1.6	2.2
594	Book, stationery stores -----	(D)	(D)	5.4	0.4	(D)	(D)	0.2	0.1	0.1
595	Sporting goods stores, bicycle shops -----	(D)	(D)	-8.5	(D)	(D)	(D)	0.1	0.2	0.2
597	Jewelry stores -----	-30.4	-21.2	-15.8	2.4	3.0	1.0	1.1	0.6	0.8
5992	Florists -----	(D)	-17.4	12.9	0.2	(D)	0.3	0.3	0.4	0.4
5996	Camera, photographic supply stores -----	(D)	42.4	19.6	-	(D)	0.2	0.1	0.1	0.1
SELECTED SERVICES										
7011	Hotels, motels -----	-16.2	(D)	16.5	(X)	(X)	(X)	(X)	(X)	(X)
783	Motion picture theaters -----	-50.7	41.0	(D)	(X)	(X)	(X)	(X)	(X)	(X)

Standard Notes: - Represents zero. (D) Withheld to avoid disclosure. (NA) Not available. (X) Not applicable. (-) Minus sign before number denotes decrease.

¹1958 group totals for SIC 53 and 56 may include data for "nonemployer" establishments which could not be classified and tabulated by detailed kinds of business.

²Excludes nonstore retailers (i.e., mail order, direct selling, merchandise vending machine operators) part of SIC 53.

³1958 data limited to "employer" establishments.

⁴Includes data for those kinds of business in SIC 59 (ex. 591) not covered in any of the lines below.

TABLE 5. CBD Sales as Percent of City and SMSA Sales: 1963 and 1958

SIC code	Kind of business	Central business district sales as—			
		Percent of city sales		Percent of standard metropolitan statistical area sales	
		1963	1958	1963	1958
	RETAIL STORES				
	Total ² -----	31.2	32.2	12.2	15.6
52	Lumber, building materials, hardware, farm equipment dealers -----	27.0	18.7	7.8	6.6
5251	Hardware stores -----	45.0	45.5	16.7	12.3
52 ex. 5251	Other -----	158	12.8	4.0	4.8
53 part ²	General merchandise group stores ^{1,2} -----	65.9	65.7	38.3	48.8
531	Department stores -----	(D)	(D)	(D)	(D)
533	Limited price variety stores -----	(D)	36.6	(D)	22.9
539	Miscellaneous general merchandise stores -----	(D)	(D)	(D)	(D)
54	Food stores -----	9.2	13.5	3.0	5.9
55 ex. 554	Automotive dealers -----	6.6	3.6	2.6	1.5
55 pt. (554)	Gasoline service stations -----	9.6	8.0	2.5	2.8
56	Apparel, accessory stores ¹ -----	75.2	67.3	33.6	36.5
561, 567	Men's, boys' apparel stores, custom tailors -----	77.8	71.3	35.2	43.4
562-3, 568	Women's clothing, specialty stores -----	(D)	78.8	37.5	43.9
562	Women's ready-to-wear stores ³ -----	83.5	(D)	46.7	44.2
565	Family clothing stores ³ -----	60.5	(D)	(D)	(D)
566	Shoe stores -----	70.1	(D)	36.8	(D)
564, 569	Other apparel, accessory stores -----	(D)	-	(D)	(D)
57	Furniture, home furnishings, equipment stores -----	32.1	36.2	13.3	19.4
5712	Furniture stores -----	57.8	59.7	17.8	28.2
5713-15, 19	Other home furnishings stores -----	8.6	7.9	5.9	5.2
572, 573	Household appliance, radio, television, music stores -----	23.8	26.1	10.3	14.7
58	Eating, drinking places -----	22.0	27.3	8.2	13.5
5812	Eating places -----	29.5	31.0	10.6	15.2
5813	Drinking places (alcoholic beverages) -----	12.3	23.3	4.8	11.5
59 pt. (591)	Drug stores, proprietary stores -----	34.2	28.0	11.9	12.4
59 ex. 591	Other retail stores ⁴ -----	41.4	40.3	15.8	18.8
592	Liquor stores -----	(D)	(D)	(D)	(D)
594	Book, stationery stores -----	(D)	(D)	38.8	(D)
595	Sporting goods stores, bicycle shops -----	(D)	(D)	(D)	(D)
597	Jewelry stores -----	77.8	88.1	46.1	55.8
5992	Florists -----	18.5	(D)	5.7	(D)
5996	Camera, photographic supply stores -----	-	(D)	-	(D)
	SELECTED SERVICES				
7011	Hotels, motels -----	(D)	(D)	24.6	34.2
783	Motion picture theaters -----	69.5	83.0	35.4	(D)

Standard Notes: - Represents zero. (D) Withheld to avoid disclosure. (NA) Not available.

¹1958 group totals for SIC 53 and 56 may include data for "nonemployer" establishments which could not be classified and tabulated by detailed kinds of business.

²Excludes nonstore retailers (i.e., mail order, direct selling, merchandise vending machine operators) part of SIC 53.

³1958 data limited to "employer" establishments.

⁴Includes data for those kinds of business in SIC 59 (ex. 591) not covered in any of the lines below.

TABLE 6. Other Major Retail Centers in the SMSA: 1963

MRC No. 1. Includes the establishments on Belmont Ave. from Fairgreen Ave. to Redondo Rd. (Youngstown)

SIC code	Kind of business	Total	SIC code	Kind of business	Number of establishments
	Retail stores, total:				
	Number -----	32	55 ex. 554	Automotive Dealers -----	-
	Sales ----- \$1,000	8 449	55 pt. (554)	Gasoline service stations -----	8
54, 58, 591	Convenience goods stores:		56	Apparel, accessory stores -----	2
	Number -----	12	561, 567	Men's, boys' apparel stores, custom tailors -----	-
	Sales ----- \$1,000	3 685	562-3, 568	Women's clothing, specialty stores -----	1
53 part, 56, 57	Shopping goods stores:		562	Women's ready-to-wear stores -----	1
	Number -----	5	565	Family clothing stores -----	-
	Sales ----- \$1,000	2 840	566	Shoe stores -----	-
52, 55, 59 ex. 591	All other stores:		564, 569	Other apparel, accessory stores -----	1
	Number -----	15	57	Furniture, home furnishings, equipment stores -----	1
	Sales ----- \$1,000	1 924	5712	Furniture stores -----	-
		Number of establishments	5713-15, 19	Other home furnishings stores -----	-
			572, 573	Household appliance, radio, television, music stores -----	1
	Retail stores, total -----	32	58	Eating, drinking places -----	8
52	Lumber, building materials, hardware, farm equipment dealers -----	5	5812	Eating places -----	4
5251	Hardware stores -----	3	5813	Drinking places (alcoholic beverages) -----	4
52 ex. 5251	Other -----	2	59 pt. (591)	Drug stores, proprietary stores -----	1
53 part	General merchandise group stores -----	2	59 ex. 591	Other retail stores -----	2
531	Department stores -----	1	592	Liquor stores -----	1
533	Limited price variety stores -----	1	594	Book, stationery stores -----	-
539	Miscellaneous general merchandise stores -----	-	595	Sporting goods stores, bicycle shops -----	-
			597	Jewelry stores -----	-
			5992	Florists -----	1
54	Food stores -----	3	5996	Camera, photographic supply stores -----	-

MRC No. 2. Includes the planned center known as "Boardman Plaza" and establishments on Boardman-Canfield Rd. (U.S. Hwy. 224) from Market St. Extension (State Route 7) to Hitchcock Rd. (Mahoning Co.)

SIC code	Kind of business	Total	SIC code	Kind of business	Number of establishments
	Retail stores, total:				
	Number -----	43	55 ex. 554	Automotive dealers -----	3
	Sales ----- \$1,000	20 532	55 pt. (554)	Gasoline service stations -----	3
54, 58, 591	Convenience goods stores:		56	Apparel, accessory stores -----	13
	Number -----	12	561, 567	Men's, boys' apparel stores, custom tailors -----	3
	Sales ----- \$1,000	5 917	562-3, 568	Women's clothing, specialty stores -----	6
53 part, 56, 57	Shopping goods stores:		562	Women's ready-to-wear stores -----	5
	Number -----	20	565	Family clothing stores -----	1
	Sales ----- \$1,000	13 175	566	Shoe stores -----	2
52, 55, 59 ex. 591	All other stores:		564, 569	Other apparel, accessory stores -----	1
	Number -----	11	57	Furniture, home furnishings, equipment stores -----	2
	Sales ----- \$1,000	1 440	5712	Furniture stores -----	1
		Number of establishments	5713-15, 19	Other home furnishings stores -----	-
			572, 573	Household appliance, radio, television, music stores -----	1
	Retail stores, total -----	43	58	Eating, drinking places -----	2
52	Lumber, building materials, hardware, farm equipment dealers -----	2	5812	Eating places -----	2
5251	Hardware stores -----	1	5813	Drinking places (alcoholic beverages) -----	-
52 ex. 5251	Other -----	1	59 pt. (591)	Drug stores, proprietary stores -----	2
53 part	General merchandise group stores -----	5	59 ex. 591	Other retail stores -----	3
531	Department stores -----	2	592	Liquor stores -----	-
533	Limited price variety stores -----	3	594	Book, stationery stores -----	1
539	Miscellaneous general merchandise stores -----	-	595	Sporting goods stores, bicycle shops -----	-
			597	Jewelry stores -----	1
			5992	Florists -----	-
54	Food stores -----	8	5996	Camera, photographic supply stores -----	-

Standard Notes: - Represents zero. (D) Withheld to avoid disclosure. (NA) Not available.

TABLE 6. Other Major Retail Centers in the SMSA: 1963—Continued

MRC No. 3. Includes the planned center known as "Liberty Plaza" on Belmont Ave. Extension (Hwy. 90) from Goldie Rd. to Laurel St. (Trumbull Co.)

SIC code	Kind of business	Total	SIC code	Kind of business	Number of establishments
	Retail stores, total:				
	Number -----	24	55 ex. 554	Automotive Dealers -----	1
	Sales ----- \$1,000	9 756	55 pt. (554)	Gasoline service stations -----	-
54, 58, 591	Convenience goods stores:		56	Apparel, accessory stores -----	10
	Number -----	6	561, 567	Men's, boys' apparel stores, custom tailors -----	2
	Sales ----- \$1,000	4 529	562-3, 568	Women's clothing, specialty stores -----	5
53 part, 56, 57	Shopping goods stores:		562	Women's ready-to-wear stores -----	4
	Number -----	14	565	Family clothing stores -----	-
	Sales ----- \$1,000	4 499	566	Shoe stores -----	2
52, 55, 59 ex. 591	All other stores:		564, 569	Other apparel, accessory stores -----	1
	Number -----	4	57	Furniture, home furnishings, equipment stores -----	1
	Sales ----- \$1,000	728	5712	Furniture stores -----	-
			5713-15, 19	Other home furnishings stores -----	-
		Number of establishments	572, 573	Household appliance, radio, television, music stores -----	1
	Retail stores, total -----	24	58	Eating, drinking places -----	-
52	Lumber, building materials, hardware, farm equipment dealers -----	2	5812	Eating places -----	-
5251	Hardware stores -----	1	5813	Drinking places (alcoholic beverages) -----	-
52 ex. 5251	Other -----	1	59 pt. (591)	Drug stores, proprietary stores -----	1
53 part	General merchandise group stores -----	3	59 ex. 591	Other retail stores -----	1
			592	Liquor stores -----	-
			594	Book, stationery stores -----	1
			595	Sporting goods stores, bicycle shops -----	-
			597	Jewelry stores -----	-
			5992	Florists -----	-
54	Food stores -----	5	5996	Camera, photographic supply stores -----	-

MRC No. 4. Includes the planned center known as "Mahoning Plaza" and establishments on Mahoning Ave. from Dunlap St. to Meridian Ave. (Youngstown)

SIC code	Kind of business	Total	SIC code	Kind of business	Number of establishments
	Retail stores, total:				
	Number -----	17	55 ex. 554	Automotive dealers -----	1
	Sales ----- \$1,000	7 404	55 pt. (554)	Gasoline service stations -----	-
54, 58, 591	Convenience goods stores:		56	Apparel, accessory stores -----	2
	Number -----	8	561, 567	Men's, boys' apparel stores, custom tailors -----	1
	Sales ----- \$1,000	4 155	562-3, 568	Women's clothing, specialty stores -----	1
53 part, 56, 57	Shopping goods stores:		562	Women's ready-to-wear stores -----	1
	Number -----	5	565	Family clothing stores -----	-
	Sales ----- \$1,000	2 673	566	Shoe stores -----	-
52, 55, 59 ex. 591	All other stores:		564, 569	Other apparel, accessory stores -----	-
	Number -----	4	57	Furniture, home furnishings, equipment stores -----	1
	Sales ----- \$1,000	576	5712	Furniture stores -----	-
			5713-15, 19	Other home furnishings stores -----	-
		Number of establishments	572, 573	Household appliance, radio, television, music stores -----	1
	Retail stores, total -----	17	58	Eating, drinking places -----	3
52	Lumber, building materials, hardware, farm equipment dealers -----	-	5812	Eating places -----	1
5251	Hardware stores -----	-	5813	Drinking places (alcoholic beverages) -----	2
52 ex. 5251	Other -----	-	59 pt. (591)	Drug stores, proprietary stores -----	1
53 part	General merchandise group stores -----	2	59 ex. 591	Other retail stores -----	3
531	Department stores -----	1	592	Liquor stores -----	-
533	Limited price variety stores -----	1	594	Book, stationery stores -----	-
539	Miscellaneous general merchandise stores -----	-	595	Sporting goods stores, bicycle shops -----	-
			597	Jewelry stores -----	1
			5992	Florists -----	-
54	Food stores -----	4	5996	Camera, photographic supply stores -----	1

Standard Notes: - Represents zero. (D) Withheld to avoid disclosure. (NA) Not available.

TABLE 6. Other Major Retail Centers in the SMSA: 1963—Continued

MRC No. 5. Includes establishments on Market St. from Princeton Ave. to Southern Blvd. (Youngstown)

SIC code	Kind of business	Total	SIC code	Kind of business	Number of establishments
	Retail stores, total:				
	Number -----	44	55 ex. 554	Automotive Dealers -----	2
	Sales ----- \$1,000--	14 657	55 pt. (554)	Gasoline service stations -----	-
54, 58, 591	Convenience goods stores:		56	Apparel, accessory stores -----	12
	Number -----	17	561, 567	Men's, boys' apparel stores, custom tailors -----	3
	Sales ----- \$1,000--	2 054	562-3, 568	Women's clothing, specialty stores -----	4
53 part, 56, 57	Shopping goods stores:		562	Women's ready-to-wear stores -----	1
	Number -----	18	565	Family clothing stores -----	-
	Sales ----- \$1,000--	11 479	566	Shoe stores -----	3
52, 55, 59 ex. 591	All other stores:		564, 569	Other apparel, accessory stores -----	2
	Number -----	9	57	Furniture, home furnishings, equipment stores -----	3
	Sales ----- \$1,000--	1 124	5712	Furniture stores -----	1
		Number of establishments	5713-15, 19	Other home furnishings stores -----	-
			572, 573	Household appliance, radio, television, music stores -----	2
	Retail stores, total -----	44	58	Eating, drinking places -----	10
52	Lumber, building materials, hardware, farm equipment dealers -----	2	5812	Eating places -----	6
5251	Hardware stores -----	2	5813	Drinking places (alcoholic beverages) -----	4
52 ex. 5251	Other -----	-	59 pt. (591)	Drug stores, proprietary stores -----	2
53 part	General merchandise group stores -----	3	59 ex. 591	Other retail stores -----	5
531	Department stores -----	1	592	Liquor stores -----	-
533	Limited price variety stores -----	2	594	Book, stationery stores -----	-
539	Miscellaneous general merchandise stores -----	-	595	Sporting goods stores, bicycle shops -----	-
			597	Jewelry stores -----	3
			5992	Florists -----	-
54	Food stores -----	5	5996	Camera, photographic supply stores -----	-

MRC No. 6. Includes the planned center known as "McGuffey Plaza" and establishments at the intersection of N. Garland Ave. and McGuffey St. and on N. Garland Ave. from McGuffey St. to 1/2 block south of McHenry St. (Youngstown, Mahoning Co.)

SIC code	Kind of business	Total	SIC code	Kind of business	Number of establishments
	Retail stores, total:				
	Number -----	24	55 ex. 554	Automotive dealers -----	1
	Sales ----- \$1,000--	9 601	55 pt. (554)	Gasoline service stations -----	2
54, 58, 591	Convenience goods stores:		56	Apparel, accessory stores -----	5
	Number -----	9	561, 567	Men's, boys' apparel stores, custom tailors -----	-
	Sales ----- \$1,000--	5 166	562-3, 568	Women's clothing, specialty stores -----	2
53 part, 56, 57	Shopping goods stores:		562	Women's ready-to-wear stores -----	1
	Number -----	8	565	Family clothing stores -----	-
	Sales ----- \$1,000--	3 088	566	Shoe stores -----	2
52, 55, 59 ex. 591	All other stores:		564, 569	Other apparel, accessory stores -----	1
	Number -----	7	57	Furniture, home furnishings, equipment stores -----	1
	Sales ----- \$1,000--	1 347	5712	Furniture stores -----	1
		Number of establishments	5713-15, 19	Other home furnishings stores -----	-
			572, 573	Household appliance, radio, television, music stores -----	-
	Retail stores, total -----	24	58	Eating, drinking places -----	1
52	Lumber, building materials, hardware, farm equipment dealers -----	1	5812	Eating places -----	1
5251	Hardware stores -----	1	5813	Drinking places (alcoholic beverages) -----	-
52 ex. 5251	Other -----	-	59 pt. (591)	Drug stores, proprietary stores -----	1
53 part	General merchandise group stores -----	2	59 ex. 591	Other retail stores -----	3
531	Department stores -----	1	592	Liquor stores -----	2
533	Limited price variety stores -----	1	594	Book, stationery stores -----	-
539	Miscellaneous general merchandise stores -----	-	595	Sporting goods stores, bicycle shops -----	-
			597	Jewelry stores -----	1
			5992	Florists -----	-
54	Food stores -----	7	5996	Camera, photographic supply stores -----	-

Standard Notes: - Represents zero. (D) Withheld to avoid disclosure. (NA) Not available.

TABLE 6. Other Major Retail Centers in the SMSA: 1963—Continued

MRC No. 7. Includes the planned center known as "Lincoln Knolls Plaza" and establishments on McCartney Rd. from Fincastle Ln. to Jacobs Rd. (Youngstown & Campbell cities)

SIC code	Kind of business	Total	SIC code	Kind of business	Number of establishments
	Retail stores, total:				
	Number	35	55 ex. 554	Automotive Dealers	1
	Sales \$1,000	11 366	55 pt. (554)	Gasoline service stations	4
54, 58, 591	Convenience goods stores:		56	Apparel, accessory stores	9
	Number	12	561, 567	Men's, boys' apparel stores, custom tailors	1
	Sales \$1,000	6 091	562-3, 568	Women's clothing, specialty stores	3
53 part, 56, 57	Shopping goods stores:		562	Women's ready-to-wear stores	2
	Number	15	565	Family clothing stores	1
	Sales \$1,000	4 193	566	Shoe stores	3
52, 55, 59 ex. 591	All other stores:		564, 569	Other apparel, accessory stores	1
	Number	8	57	Furniture, home furnishings, equipment stores	1
	Sales \$1,000	1 082	5712	Furniture stores	1
		Number of establishments	5713-15, 19	Other home furnishings stores	-
	Retail stores, total	35	572, 573	Household appliance, radio, television, music stores	-
52	Lumber, building materials, hardware, farm equipment dealers	2	58	Eating, drinking places	3
5251	Hardware stores	2	5812	Eating places	2
52 ex. 5251	Other	-	5813	Drinking places (alcoholic beverages)	1
53 part	General merchandise group stores	5	59 pt. (591)	Drug stores, proprietary stores	1
531	Department stores	1	59 ex. 591	Other retail stores	1
533	Limited price variety stores	2	592	Liquor stores	-
539	Miscellaneous general merchandise stores	2	594	Book, stationery stores	-
			595	Sporting goods stores, bicycle shops	-
			597	Jewelry stores	-
			5992	Florists	-
54	Food stores	8	5996	Camera, photographic supply stores	-

MRC No. 8. Includes establishments in the area bounded by: Mahoning River, High extended, High, Park Ave., Porter, Seneca Ave., High, Vine Ave., Laurel Ct., Elm Rd., Franklin, Vine Ave., South St., Park Ave., Dawson, Main Ave. Clinton, Mahoning River, South St., Ford Ave. and Ford Ave. extended (Warren city, Trumbull Co.)

SIC code	Kind of business	Total	SIC code	Kind of business	Number of establishments
	Retail stores, total:				
	Number	174	55 ex. 554	Automotive dealers	7
	Sales \$1,000	38 796	55 pt. (554)	Gasoline service stations	5
54, 58, 591	Convenience goods stores:		56	Apparel, accessory stores	36
	Number	56	561, 567	Men's, boys' apparel stores, custom tailors	15
	Sales \$1,000	4 234	562-3, 568	Women's clothing, specialty stores	9
53 part, 56, 57	Shopping goods stores:		562	Women's ready-to-wear stores	4
	Number	69	565	Family clothing stores	4
	Sales \$1,000	21 289	566	Shoe stores	8
52, 55, 59 ex. 591	All other stores:		564, 569	Other apparel, accessory stores	-
	Number	49	57	Furniture, home furnishings, equipment stores	23
	Sales \$1,000	13 273	5712	Furniture stores	13
		Number of establishments	5713-15, 19	Other home furnishings stores	2
	Retail stores, total	174	572, 573	Household appliance, radio, television, music stores	8
52	Lumber, building materials, hardware, farm equipment dealers	5	58	Eating, drinking places	37
5251	Hardware stores	3	5812	Eating places	17
52 ex. 5251	Other	2	5813	Drinking places (alcoholic beverages)	20
53 part	General merchandise group stores	10	59 pt. (591)	Drug stores, proprietary stores	8
531	Department stores	4	59 ex. 591	Other retail stores	32
533	Limited price variety stores	1	592	Liquor stores	2
539	Miscellaneous general merchandise stores	5	594	Book, stationery stores	3
			595	Sporting goods stores, bicycle shops	2
			597	Jewelry stores	8
			5992	Florists	1
54	Food stores	11	5996	Camera, photographic supply stores	1

Standard Notes: - Represents zero. (D) Withheld to avoid disclosure. (NA) Not available.

TABLE 6. Other Major Retail Centers in the SMSA: 1963—Continued

MRC No. 9. Includes the planned center known as "Village Plaza" on Youngstown-Warren Rd. from Frederick Rd. to Niles-Courlland Rd. (Trumbull Co.)

SIC code	Kind of business	Total	SIC code	Kind of business	Number of establishments
	Retail stores, total:				
	Number -----	11	55 ex. 554	Automotive Dealers -----	-
	Sales ----- \$1,000--	5 453	55 pt. (554)	Gasoline service stations -----	1
54, 58, 591	Convenience goods stores:		56	Apparel, accessory stores -----	3
	Number -----	3	561, 567	Men's, boys' apparel stores, custom tailors -----	-
	Sales ----- \$1,000--	(D)	562-3, 568	Women's clothing, specialty stores -----	1
53 part, 56, 57	Shopping goods stores:		562	Women's ready-to-wear stores -----	1
	Number -----	5	565	Family clothing stores -----	1
	Sales ----- \$1,000--	(D)	566	Shoe stores -----	1
52, 55, 59 ex. 591	All other stores:		564, 569	Other apparel, accessory stores -----	-
	Number -----	3	57	Furniture, home furnishings, equipment stores -----	-
	Sales ----- \$1,000--	190	5712	Furniture stores -----	-
		Number of establishments	5713-15, 19	Other home furnishings stores -----	-
			572, 573	Household appliance, radio, television, music stores -----	-
	Retail stores, total -----	11	58	Eating, drinking places -----	1
52	Lumber, building materials, hardware, farm equipment dealers -----	1	5812	Eating places -----	1
5251	Hardware stores -----	-	5813	Drinking places (alcoholic beverages) -----	-
52 ex. 5251	Other -----	1	59 pt. (591)	Drug stores, proprietary stores -----	1
53 part	General merchandise group stores -----	2	59 ex. 591	Other retail stores -----	1
531	Department stores -----	1	592	Liquor stores -----	-
533	Limited price variety stores -----	1	594	Book, stationery stores -----	-
539	Miscellaneous general merchandise stores -----	-	595	Sporting goods stores, bicycle shops -----	-
			597	Jewelry stores -----	1
54	Food stores -----	1	5992	Florists -----	-
			5996	Camera, photographic supply stores -----	-

Standard Notes: - Represents zero. (D) Withheld to avoid disclosure. (NA) Not available.

Appendix A

EXPLANATION OF TERMS

Establishments—An establishment is a single physical location at which business is conducted. An establishment is not necessarily identical with the "company" or "enterprise" which may consist of one or more establishments. Census of Business figures represent a summary of reports for individual "establishments" rather than "companies." (Enterprise statistics reports, Series ES, will be issued at a later date covering the Censuses of Business, Manufactures, and Mineral Industries.) A separate report was obtained for each location where business was conducted, including each location of multiunit organizations. Each report was tabulated in accordance with the physical location at which the business was conducted.

Where two or more activities were carried on at a single location under a single ownership, all activities generally were grouped together as a single establishment, and the entire establishment was classified on the basis of its major activity, with all data for it included in that classification. However, in cases where distinct and separate economic activities (for which different industry classification codes were appropriate) were conducted under the same ownership at a single location, and where conditions prescribed by the Standard Industrial Classification Manual for recognizing the existence of more than one establishment were met, separate establishment reports for each of the different activities were reported in the census.

In the case of leased departments, i.e., separately owned businesses operated as departments of a retail business under another ownership (e.g., a separately owned shoe department in a department store), only a single establishment, combining leased departments with the retail establishment in which they are located, is recognized for 1963 census purposes.

The "number of establishments" shown in this volume is the number in business at the end of the census year.

Sales—Sales include merchandise sold, and receipts from repairs and from other services to

customers whether or not payment was received in 1963. Sales are net of deductions for refunds and allowances for merchandise returned by customers. Total sales exclude amounts other than those received from customers, such as income from investments, rental of real estate, etc. They include local and State sales taxes and Federal excise taxes collected by the store directly from customers and paid directly by the store to a local, State, or Federal tax agency. Gasoline, liquor, tobacco, and other excise taxes which are paid by the manufacturer or wholesaler and passed along to the retailer are also included.

Sales do not include retail sales made by manufacturers, wholesalers, service establishments, and other businesses whose primary activity is other than retail trade. They do, however, include receipts other than from the sale of merchandise at retail (e.g., service receipts, sales to industrial users, sales to other retailers, etc.) by establishments primarily engaged in retail trade.

Although the count of establishments in this report represents the number in business at the end of the year, the sales figures include sales of all establishments in business at any time during the year. Although nonemployer establishments are included in the tables if they operated at an annual sales volume rate of \$2,500 or more, their reported sales have not been projected to a full year's operation.

Payroll, entire year—Payroll includes salaries, wages, commissions, bonuses, vacation allowances, and the value of payments in kind (such as free meals, lodgings, etc.) paid during the year to all employees. Gratuities received by employees from patrons are not included. For corporations, it includes amounts paid to officers and executives; it does not include compensation of proprietors or of partners of unincorporated businesses. Payroll is reported before deductions for social security, income tax, insurance dues, etc. Payroll is not limited to "taxable" payroll as reported on IRS Form 941.

Paid employees, workweek ended nearest November 15—Paid employees consist of the number of employees, including salaried officers and executives of corporations, who were on the payroll for the workweek ended nearest November 15.

KIND-OF-BUSINESS CLASSIFICATIONS

Retail trade, as defined in major groups 52 through 59 of the 1957 edition of the SIC Manual and its supplement¹ issued in 1963, and as covered in the 1963 census, includes establishments primarily engaged in selling merchandise to customers for personal, household, or farm use. Some of the important characteristics for retail trade establishments are: The establishment is engaged in activities to attract the general public to buy; the establishment buys or receives merchandise as well as sells; the establishment may process its products, but such processing is incidental or subordinate to selling; and the establishment is considered as "retail" by the trade.

In this volume, liquor stores operated by State and local governments, classified in SIC major groups 92 and 93, are also included.

Excluded from retail trade are places of business operated by institutions and open only to their own members or personnel, such as restaurants and bars operated by clubs, school cafeterias, eating places operated by industrial and commercial enterprises for their own employees, establishments operated by agencies of the Federal Government on military posts, hospitals, etc.

As noted in the introduction, this volume does not include data for nonstore retailers (part of SIC major group 53).

Establishments covered by the census were assigned a kind-of-business classification in accordance with the provisions of the 1957 edition of the SIC Manual and its supplement, issued in 1963. However, because in some instances a more detailed classification is required for census purposes than is available in the SIC Manual, additional kinds of business have been identified within the SIC categories.

It should be noted that kind-of-business classifications are not interchangeable with commodity classifications. Most businesses sell a number of kinds of commodities. The kind-of-business code assigned generally reflects either the individual commodity or commodity group which is the primary source of the establishment's receipts or some mixture of commodities which characterize the establishment's business. Thus, the classification of

establishments by kind of business generally does not make it possible to determine either the number of establishments handling a particular commodity or the sales of that commodity. For example, the "food group" classification excludes stores selling some food if the sale of food is not the primary source of receipts; moreover, even though stores are classified as "food stores" some of their receipts may be derived from the sale of non-food products. (Some indication of the extent to which various broad groups of commodities or lines of merchandise are characteristic of different kinds of business will be available in the Census of Business report, Sales by Lines of Merchandise, Series BC63-RS.)

As noted in the introduction under "Method of Enumeration," the 1963 census data are based on reports from two different sources, for "employer" and "nonemployer" establishments. "Nonemployer" establishments were classified on the basis of information supplied on the 1963 Federal income tax returns. Because of the nature of the information available on the tax returns, the kind-of-business classifications for these establishments represent primarily a "self-designation" by the establishments.

"Employer" establishments, on the other hand, were canvassed by mail and required to complete report forms especially designed for this census. These reports on census forms include information on sales by merchandise lines and other classification data which make possible a more uniform system of classification.

Descriptions of those kinds of business for which data are provided follow.

LUMBER, BUILDING MATERIALS, HARDWARE, FARM EQUIPMENT DEALERS (SIC Major Group 52)

Establishments primarily selling lumber, building materials, the basic lines of hardware, paint, wallpaper, glass, electrical supplies, roofing materials, and other supplies and equipment for home construction. Establishments primarily selling farm equipment are also included. Establishments in this group sell to contractors as well as to the general public.

Hardware stores (SIC 5251)—Establishments primarily selling a number of basic hardware lines, such as tools, builders' hardware, paint and glass, housewares and household appliances, cutlery, and roofing materials. These establishments may also sell farm implements.

¹ Executive Office of the President, Bureau of the Budget, **Standard Industrial Classification Manual, 1957, and Supplement to 1957 Edition, 1963.**

GENERAL MERCHANDISE STORES
(SIC Major Group 53, Except
"Nonstore Retailers")

This group includes all establishments within SIC major group 53, "General Merchandise," except for "nonstore" establishments which for purposes of this publication are separately classified. (See last group below.) In the 1958 Census of Business, this group (SIC 53) included a classification, "general stores." This classification has now been eliminated. The stores previously classified as "general stores" are now defined as "grocery stores" if their sales of food accounted for 50 percent or more of total receipts, and as "general merchandise stores" if food sales accounted for less than 50 percent of total receipts.

Department stores (SIC 531)—Establishments normally employing 25 people or more and engaged in selling some items in each of the following lines of merchandise:

1. Furniture, home furnishings, appliances, radio and TV sets.
2. A general line of apparel for the family.
3. Household linens and dry goods.

An establishment with total sales of less than \$5 million, in which sales of any one of these groupings is greater than 80 percent of total sales, is not classified as a department store.

An establishment with total sales of \$5 million or more is classified as a department store even if sales of one of the groups described above is more than 80 percent of total sales, provided that the combined sales of the other two groups is \$500,000 or more. Relatively few stores of this type are included in this classification as a result of this special rule and most of those which are would otherwise have been classified in the apparel group (SIC major group 56).

Limited price variety stores (SIC 533)—Establishments primarily selling a variety of merchandise in the low and popular price ranges, such as stationery, gift items, women's accessories, toilet articles, light hardware, toys, housewares, confectionery. These establishments frequently are known as "5 and 10 cent" stores and "5 cents to a dollar" stores, although merchandise is usually sold outside these price ranges.

Classification of stores in this category is primarily based on self-designation by the store operators.

FOOD STORES
(SIC Major Group 54)

Establishments primarily selling food for home preparation and consumption. Establishments primarily selling prepared food and drinks for consumption on their own premises are classified as "Eating and Drinking Places" (SIC major group 58), and stores primarily engaged in selling packaged beers and liquors are classified separately as "liquor stores" (SIC 592).

AUTOMOTIVE DEALERS
(SIC Major Group 55, Except 554)

Establishments primarily selling new and used passenger cars; tires, batteries, and accessories; aircraft for private (noncommercial) use; motorcycles; household trailers; boats; and other automotive products.

This group does not include establishments primarily engaged in selling trucks and motorized industrial equipment. Such establishments are included in the wholesale trade portion of the Census of Business.

GASOLINE SERVICE STATIONS
(SIC 554)

Establishments primarily selling gasoline and other automotive petroleum products. Establishments called garages but deriving the larger part of receipts from gasoline and oil sales are included.

APPAREL AND ACCESSORIES STORES
(SIC Major Group 56)

Establishments in this group are primarily engaged in selling clothing of all kinds and related articles for personal wear and adornment. Not included in this group are the establishments which meet the criteria for department stores or general merchandise stores (SIC 531 and part of 5392), even though most of their receipts are from the sale of apparel and apparel accessories.

Men's, boys' apparel stores, custom tailors (SIC 561 and 567)—Comprises the following industries:

Men's, boys' clothing and furnishings stores (SIC 561)—Establishments primarily selling men's and boys' clothing and furnishings. Establishments are included in this category provided (1) their sales of all types of apparel (except as noted in the definition for general merchandise group stores) account for 80 percent or more of total sales, and (2)

sales of all men's and boys' apparel are three or more times the sales of all women's and girls' apparel.

Custom tailors (SIC 567)—Establishments primarily selling outer garments, such as suits, overcoats, uniforms, dresses, etc., made on their own premises to customer order.

Women's clothing, specialty stores (SIC 562, 563, and 568)—Comprises the following industries:

Women's ready-to-wear stores (SIC 562)—Establishments primarily selling women's and girls' apparel. Establishments are included in this category provided (1) their sales of all types of apparel (except as noted in the definition for general merchandise group stores) account for 80 percent or more of total sales, (2) sales of all women's and girls' apparel are three or more times the sales of all men's and boys' apparel, and (3) sales of women's and girls' coats, suits, and dresses are at least one-third of sales of all women's and girls' apparel. Establishments primarily selling garments made to customer order are classified as "custom tailors" (SIC 567).

Women's accessory and specialty stores (SIC 563)—Establishments primarily selling a specialized line of women's and girls' apparel items (such as riding apparel, beachwear, etc.) and women's accessories and specialties, such as millinery (ready-to-wear and custom made), blouses, knitwear, foundation garments, lingerie, hosiery, costume jewelry, gloves, and handbags.

Furriers, fur shops (SIC 568)—Establishments primarily selling furs and fur garments. Establishments primarily selling fur garments made on their own premises to individual order are also included.

Family clothing stores (SIC 565)—Establishments primarily selling clothing, furnishings, and accessories for men, women, and children, without specializing in any one line. Establishments are included in this category provided (1) their sales of all types of apparel (except as noted in the definition for general merchandise group stores) account for 80 percent or more of their total sales, (2) sales of all women's and girls' apparel items are not more than three times the sales of all men's and boys' items, and (3) the sales of all men's and boys' apparel items are not more than three times the sales of all women's and girls' apparel items.

Shoe stores (SIC 566)—Establishments primarily selling any one line, or a combination of the lines, of men's, women's, and children's footwear. These establishments frequently carry accessory lines, such as hosiery, gloves, and handbags.

Other apparel, accessory stores (SIC 564 and 569)—Comprises the following industries:

Children's and infants' wear stores (SIC 564) primarily selling children's and infants' clothing, furnishings, and accessories;

Miscellaneous apparel and accessory stores (SIC 569) primarily selling specialized lines of apparel and accessories not elsewhere classified.

FURNITURE, HOME FURNISHINGS, AND EQUIPMENT STORES (SIC Major Group 57)

Establishments primarily selling merchandise used in furnishing the home, such as furniture, floor coverings, draperies, glass and chinaware, domestic stoves, refrigerators, and other household electrical and gas appliances, including radio and TV sets. Also included are musical instrument stores and music and record shops.

Furniture stores (SIC 5712)—Establishments primarily selling household furniture, mattresses, springs, and other sleep equipment (establishments selling household appliances, record players, and radio and TV sets, are also included if receipts from sales of furniture and sleep equipment exceed those from sales of the other commodity lines named).

Other home furnishings stores (SIC 571, except 5712)—Establishments primarily selling floor coverings; curtains, draperies, and upholstery materials; china, glassware, and metalware; lamps and lampshades; blinds and window shades; picture frames and mirrors; etc.

Household appliance, radio-TV, music stores (SIC 572 and 573)—Comprises the following industries:

Household appliance stores (SIC 572) primarily selling electric and gas household appliances, such as washers, dryers, refrigerators, stoves, freezers, vacuum cleaners, sewing machines, dehumidifiers, self-contained room air conditioners, etc. (establishments selling furniture and sleep equipment are also included if receipts from sales of household appliances exceed those from sales of other merchandise);

Radio and television stores (SIC 5732) primarily selling radios, television sets,

record players, and tape recorders (establishments selling furniture and sleep equipment are also included if receipts from sales of record players, radio and TV sets, and tape recorders exceed those from sales of other merchandise);

Music stores (SIC 5733) primarily selling musical instruments, phonograph records, sheet music, and similar musical supplies.

EATING AND DRINKING PLACES (SIC Major Group 58)

This group includes a classification "railroad dining-car facilities" in the 1958 Census of Business completely omitted from the 1963 Census of Business.

Eating places (SIC 5812)—Establishments primarily selling prepared food and drinks for consumption on their own premises, such as restaurants, lunchrooms, cafeterias, and refreshment places (including ice cream and frozen custard truck vendors). Caterers are also included if they are primarily selling prepared foods.

Drinking places (alcoholic beverages) (SIC 5813)—Establishments primarily selling drinks, such as beer, ale, wine, liquor, and other alcoholic beverages for consumption on their own premises.

DRUG STORES AND PROPRIETARY STORES (SIC 591)

Establishments selling prescriptions, drugs, or proprietary medicines and other health and first-aid products. These establishments usually sell a variety of other merchandise, such as cosmetics, toiletries, candy, tobacco products, magazines, toys, etc.

OTHER RETAIL STORES (SIC Major Group 59, Except SIC 591)

Liquor stores (SIC 592), also government operated liquor stores (part of SIC major groups 92 and 93)—Establishments primarily selling packaged alcoholic beverages, such as ale, beer, wine, and whiskey for consumption off the premises. Liquor stores operated by States, counties, and municipalities are included. Stores primarily selling prepared drinks for consumption on the premises are not included in this category but are classified with drinking places (SIC 5813).

Book stores (SIC 5942)—Establishments primarily selling new books and periodicals.

Stationery stores (SIC 5943)—Establishments primarily selling stationery items, such as writ-

ing paper, tablets, accounting forms, legal forms, greeting cards, post cards, and school and office supplies.

Sporting goods stores, bicycle shops (SIC 595)—Establishments primarily selling a general or specialized line of sporting goods and equipment for hunting, camping, fishing, skiing, riding, tennis, golf, and other sports, and gymnasium and playground equipment. Also, establishments primarily selling bicycles and bicycle parts and accessories.

Jewelry stores (SIC 597)—Establishments primarily selling any combination of the lines of jewelry, such as diamonds and other precious stones; rings, bracelets, and brooches, sterling and plated silverware; and watches and clocks.

Florists (SIC 5992)—Establishments primarily selling cut flowers and growing plants. Greenhouses and nurseries are not included in the Census of Business.

Camera, photographic supply stores (SIC 5996)—Establishments primarily selling cameras, film, and other photographic equipment and supplies.

In addition to the kinds of business described above, for which data are shown separately in this volume, this group includes other retail stores, such as antique and secondhand stores; hay, grain, feed, and other farm supply stores; garden supply stores; coal, wood, ice, fuel oil, and liquefied petroleum gas dealers; cigar stores, stands; newsdealers, newsstands; gift, novelty, souvenir shops; optical goods stores; typewriter stores; luggage, leather goods stores; hobby, toy, game shops; religious goods stores; pet shops; and other establishments selling specialized lines of merchandise, such as collectors' items and supplies, artists' supplies, and other lines not elsewhere classified. Although data for these establishments are not shown separately, they are included in the group total.

NONSTORE RETAILERS (Part of SIC Major Group 53)

The establishments primarily engaged in these activities are not included in this volume of the 1963 Census of Business but are included in all other retail trade publications of the Census. Included in this classification are mail-order houses, merchandise vending machine operators, and direct selling (house-to-house) organizations. In this census, the sales made at catalog sales desks in retail stores were tabulated as part of the stores' sales rather than as a part of the sales of mail-order houses, as had been done in the earlier censuses.

Appendix B

STANDARD METROPOLITAN STATISTICAL AREAS COVERED IN THIS VOLUME

Akron, Ohio	Consists of Portage and Summit Counties, Ohio
Albany-Schenectady-Troy, N.Y.	Consists of Albany, Rensselaer, Saratoga, and Schenectady Counties, N.Y.
Albuquerque, N. Mex.	Coextensive with Bernalillo County, N. Mex.
Allentown-Bethlehem-Easton, Pa.-N.J.	Consists of Lehigh and Northampton Counties, Pa., and Warren County, N.J.
Amarillo, Tex.	Consists of Potter and Randall Counties, Tex.
Anaheim-Santa Ana-Garden Grove, Calif.	Coextensive with Orange County, Calif.
Atlanta, Ga.	Consists of Clayton, Cobb, De Kalb, Fulton, and Gwinnett Counties, Ga.
Austin, Tex.	Coextensive with Travis County, Tex.
Baltimore, Md.	Consists of Baltimore city and Anne Arundel, Baltimore, Carroll and Howard Counties, Md.
Baton Rouge, La.	Coextensive with East Baton Rouge Parish, La.
Beaumont-Port Arthur, Tex.	Consists of Jefferson and Orange Counties, Tex.
Birmingham, Ala.	Coextensive with Jefferson County, Ala.
Boston, Mass.	Consists of all Suffolk County; Beverly, Lynn, Peabody, and Salem cities, and Danvers, Hamilton, Lynnfield, Manchester, Marblehead, Middleton, Nahant, Saugus, Swampscott, Topsfield and Wenham towns in Essex County; Cambridge, Everett, Malden, Medford, Melrose, Newton, Somerville, Waltham, and Woburn cities, and Arlington, Ashland, Bedford, Belmont, Burlington, Concord, Framingham, Lexington, Lincoln, Natick, North Reading, Reading, Sherborn, Stoneham, Sudbury, Wakefield, Watertown, Wayland, Weston, Wilmington, and Winchester towns in Middlesex County; Quincy city, and Braintree, Brookline, Canton, Cohasset, Dedham, Dover, Holbrook, Medfield, Millis, Milton, Needham, Norfolk, Norwood, Randolph, Sharon, Walpole, Wellesley, Westwood, and Weymouth towns in Norfolk County; and Duxbury, Hanover, Hingham, Hull, Marshfield, Norwell, Pembroke, Rockland, and Scituate towns in Plymouth County, Mass.
Bridgeport, Conn.	Consists of Bridgeport and Shelton cities, and Easton, Fairfield, Monroe, Stratford, and Trumbull towns in Fairfield County; and Milford town in New Haven, Conn.
Buffalo, N.Y.	Consists of Erie and Niagara Counties, N.Y.
Canton, Ohio	Coextensive with Stark County, Ohio
Charlotte, N.C.	Consists of Mecklenburg and Union Counties, N.C.
Chattanooga, Tenn.-Ga.	Consists of Hamilton County, Tenn., and Walker County, Ga.
Chicago, Ill.	Consists of Cook, Du Page, Kane, Lake, McHenry, and Will Counties, Ill.
Cincinnati, Ohio-Ky.-Ind.	Consists of Clermont, Hamilton, and Warren Counties, Ohio; Boone, Campbell, and Kenton Counties, Ky.; and Dearborn County, Ind.
Cleveland, Ohio	Consists of Cuyahoga, Geauga, Lake, and Medina Counties, Ohio
Columbus, Ga.-Ala.	Consists of Chattahoochee and Muscogee Counties, Ga., and Russell County, Ala.
Columbus, Ohio	Consists of Delaware, Franklin, and Pickaway Counties, Ohio
Corpus Christi, Tex.	Coextensive with Neuces County, Tex.
Dallas, Tex.	Consists of Collin, Dallas, Denton, and Ellis Counties, Tex.

STANDARD METROPOLITAN STATISTICAL AREAS COVERED IN THIS VOLUME—Continued

Dayton, Ohio	Consists of Greene, Miami, Montgomery, and Preble Counties, Ohio
Denver, Colo.	Consists of Adams, Arapahoe, Boulder, Denver, and Jefferson Counties, Colo.
Des Moines, Iowa	Coextensive with Polk County, Iowa
Detroit, Mich.	Consists of Macomb, Oakland, and Wayne Counties, Mich.
El Paso, Tex.	Coextensive with El Paso County, Tex.
Erie, Pa.	Coextensive with Erie County, Pa.
Evansville, Ind.—Ky.	Consists of Vanderburgh and Warrick Counties, Ind., and Henderson County, Ky.
Fall River, Mass.—R.I.	Consists of Fall River city, and Somerset, Swansea, and Westport towns in Bristol County, Mass.; and Tiverton town in Newport County, R.I.
Flint, Mich.	Consists of Genesee and Lapeer Counties, Mich.
Fort Wayne, Ind.	Coextensive with Allen County, Ind.
Fort Worth, Tex.	Consists of Johnson and Tarrant Counties, Tex.
Fresno, Calif.	Coextensive with Fresno County, Calif.
Gary-Hammond-East Chicago, Ind.	Consists of Lake and Porter Counties, Ind.
Grand Rapids, Mich.	Consists of Kent and Ottawa Counties, Mich.
Greensboro-High Point, N.C.	Coextensive with Guilford County, N.C.
Hartford, Conn.	Consists of Hartford city, and Avon, Bloomfield, Canton, East Hartford, East Windsor, Enfield, Farmington, Glastonbury, Granby, Manchester, Newington, Rocky Hill, Simsbury, South Windsor, Suffield, West Hartford, Wethersfield, Windsor, and Windsor Locks towns in Hartford County; Cromwell town in Middlesex County; and Andover, Bolton, Coventry, Ellington, and Vernon towns in Tolland County, Conn.
Honolulu, Hawaii	Coextensive with Honolulu County, Hawaii
Houston, Tex.	Coextensive with Harris County, Tex.
Indianapolis, Ind.	Consists of Hamilton, Hancock, Hendricks, Johnson, Marion, Morgan, and Shelby Counties, Ind.
Jackson, Miss.	Consists of Hinds and Rankin Counties, Miss.
Jacksonville, Fla.	Coextensive with Duval County, Fla.
Jersey City, N.J.	Coextensive with Hudson County, N.J.
Kansas City, Mo.—Kans.	Consists of Cass, Clay, Jackson, and Platte Counties, Mo., and Johnson and Wyandotte Counties, Kans.
Knoxville, Tenn.	Consists of Anderson, Blount, and Knox Counties, Tenn.
Lansing, Mich.	Consists of Clinton, Eaton, and Ingham Counties, Mich.
Lincoln, Nebr.	Coextensive with Lancaster County, Nebr.
Little Rock-North Little Rock, Ark.	Coextensive with Pulaski County, Ark.
Los Angeles-Long Beach, Calif.	Coextensive with Los Angeles County, Calif.
Louisville, Ky.—Ind.	Consists of Jefferson County, Ky., and Clark and Floyd Counties, Ind.
Lubbock, Tex.	Coextensive with Lubbock County, Tex.
Macon, Ga.	Consists of Bibb and Houston Counties, Ga.
Madison, Wis.	Coextensive with Dane County, Wis.
Memphis, Tenn.—Ark.	Consists of Shelby County, Tenn., and Crittenden County, Ark.
Miami, Fla.	Coextensive with Dade County, Fla.
Milwaukee, Wis.	Consists of Milwaukee, Ozaukee, and Waukesha Counties, Wis.

STANDARD METROPOLITAN STATISTICAL AREAS COVERED IN THIS VOLUME—Continued

Minneapolis-St. Paul, Minn. -----	Consists of Anoka, Dakota, Hennepin, Ramsey, and Washington Counties, Minn.
Mobile, Ala. -----	Consists of Baldwin and Mobile Counties, Ala.
Montgomery, Ala. -----	Consists of Elmore and Montgomery Counties, Ala.
Nashville, Tenn. -----	Consists of Davidson, Sumner, and Wilson Counties, Tenn.
New Bedford, Mass. -----	Consists of New Bedford city, and Acushnet, Dartmouth, and Fairhaven towns in Bristol County; and Marion and Mattapoissett towns in Plymouth County, Mass.
New Haven, Conn. -----	Consists of New Haven city, and Bethany, Branford, East Haven, Guilford, Hamden, North Branford, North Haven, Orange, West Haven, and Woodbridge towns in New Haven County, Conn.
New Orleans, La. -----	Consists of Jefferson, Orleans, St. Bernard, and St. Tammany Parishes, La.
New York, N.Y. -----	Consists of New York City, and Nassau, Rockland, Suffolk, and Westchester Counties, N.Y.
Newark, N.J. -----	Consists of Essex, Morris, and Union Counties, N.J.
Newport News-Hampton, Va. -----	Consists of Newport News and Hampton cities, and York County, Va.
Norfolk-Portsmouth, Va. -----	Consists of Chesapeake, Norfolk, Portsmouth, and Virginia Beach cities, Va.
Oklahoma City, Okla. -----	Consists of Canadian, Cleveland, and Oklahoma Counties, Okla.
Omaha, Nebr.—Iowa -----	Consists of Douglas and Sarpy Counties, Nebr., and Pottawattamie County, Iowa
Paterson-Clifton-Passaic, N.J. -----	Consists of Bergen and Passaic Counties, N.J.
Peoria, Ill. -----	Consists of Peoria, Tazewell, Woodford Counties, Ill.
Philadelphia, Pa.—N.J. -----	Consists of Bucks, Chester, Delaware, Montgomery, and Philadelphia Counties, Pa.; and Burlington, Camden, and Gloucester Counties, N.J.
Phoenix, Ariz. -----	Coextensive with Maricopa County, Ariz.
Pittsburgh, Pa. -----	Consists of Allegheny, Beaver, Washington, and Westmoreland Counties, Pa.
Portland, Oreg.—Wash. -----	Consists of Clackamas, Multnomah, and Washington Counties, Oreg., and Clark County, Wash.
Providence-Pawtucket-Warwick, R.I.—Mass. -----	Consists of all of Bristol County; Warwick city, and Coventry, East Greenwich, and West Warwick towns in Kent County; Jamestown town in Newport County; Central Falls, Cranston, East Providence, Pawtucket, Providence, and Woonsocket cities and Burrillville, Cumberland, Johnston, Lincoln, North Providence, North Smithfield, and Smithfield towns in Providence County, and Narragansett and North Kingstown towns in Washington County, R.I. Also, Attleboro city and North Attleborough, Rehoboth, and Seekonk towns in Bristol County, Mass.; Bellingham, Franklin, Plainville, and Wrentham towns in Norfolk County, Mass.; and Blackstone and Millville towns in Worcester County, Mass.
Reading, Pa. -----	Coextensive with Berks County, Pa.
Richmond, Va. -----	Consists of Richmond city, and Chesterfield, Hanover, and Henrico Counties, Va.
Rochester, N.Y. -----	Consists of Livingston, Monroe, Orleans, and Wayne Counties, N.Y.
Rockford, Ill. -----	Consists of Boone and Winnebago Counties, Ill.

STANDARD METROPOLITAN STATISTICAL AREAS COVERED IN THIS VOLUME—Continued

Sacramento, Calif. -----	Consists of Placer, Sacramento, and Yolo Counties, Calif.
St. Louis, Mo.—Ill. -----	Consists of St. Louis city, and Franklin, Jefferson, St. Charles, and St. Louis Counties, Mo.; and Madison and St. Clair Counties, Ill.
Salt Lake City, Utah -----	Consists of Davis and Salt Lake Counties, Utah
San Antonio, Tex. -----	Consists of Bexar and Guadalupe Counties, Tex.
San Diego, Calif. -----	Coextensive with San Diego County, Calif.
San Francisco-Oakland, Calif. -----	Consists of Alameda, Contra Costa, Marin, San Francisco, and San Mateo Counties, Calif.
San Jose, Calif. -----	Coextensive with Santa Clara County, Calif.
Savannah, Ga. -----	Coextensive with Chatham County, Ga.
Scranton, Pa. -----	Coextensive with Lackawanna County, Pa.
Seattle-Everett, Wash. -----	Consists of King and Snohomish Counties, Wash.
Shreveport, La. -----	Consists of Bossier and Caddo Parishes, La.
South Bend, Ind. -----	Consists of Marshall and St. Joseph Counties, Ind.
Spokane, Wash. -----	Coextensive with Spokane County, Wash.
Springfield-Chicopee-Holyoke, Mass.—Conn. -----	Consists of Chicopee, Holyoke, Springfield, and Westfield cities, and Agawan, East Longmeadow, Hampden, Longmeadow, Ludlow, Monson, Palmer, Southwick, West Springfield, and Wilbraham towns in Hampden County; Northhampton city, and Easthampton, Granby, Hadley, and South Hadley towns in Hampshire County; and Warren town in Worcester County, Mass.; and Somers town in Tolland County, Conn.
Syracuse, N.Y. -----	Consists of Madison, Onondaga, and Oswego Counties, N.Y.
Tacoma, Wash. -----	Coextensive with Pierce County, Wash.
Tampa-St. Petersburg, Fla. -----	Consists of Hillsborough and Pinellas Counties, Fla.
Toledo, Ohio—Mich. -----	Consists of Lucas and Wood Counties, Ohio, and Monroe County, Mich.
Topeka, Kans. -----	Coextensive with Shawnee County, Kans.
Trenton, N.J. -----	Coextensive with Mercer County, N.J.
Tucson, Ariz. -----	Coextensive with Pima County, Ariz.
Tulsa, Okla. -----	Consists of Creek, Osage, and Tulsa Counties, Okla.
Utica-Rome, N.Y. -----	Consists of Herkimer and Oneida Counties, N.Y.
Waco, Tex. -----	Coextensive with McLennan County, Tex.
Washington, D.C.—Md.—Va. -----	Consists of Washington, D.C.; Montgomery and Prince Georges Counties, Md.; and Alexandria, Fairfax, and Falls Church cities, and Arlington and Fairfax Counties, Va.
Waterbury, Conn. -----	Consists of Thomastown, Watertown, and Woodbury towns in Litchfield County; and Waterbury city, Naugatuck borough, and Beacon Falls, Cheshire, Middlebury, Prospect, and Wolcott towns in New Haven County, Conn.
Wichita, Kans. -----	Consists of Butler and Sedgwick Counties, Kans.
Wichita Falls, Tex. -----	Consists of Archer and Wichita Counties, Tex.
Wilmington, Del.—N.J.—Md. -----	Consists of New Castle County, Del., Salem County, N.J., and Cecil County, Md.
Winston-Salem, N.C. -----	Coextensive with Forsyth County, N.C.
Worcester, Mass. -----	Consists of Worcester city, and Auburn, Berlin, Boylston, Brookfield, East Brookfield, Grafton, Holden, Leicester, Millbury, Northborough, Northbridge, North Brookfield, Oxford, Paxton, Shrewsbury, Spencer, Sterling, Sutton, Upton, Westborough, and West Boylston towns in Worcester County, Mass.
Youngstown-Warren, Ohio -----	Consists of Mahoning and Trumbull Counties, Ohio

Appendix C

CENTRAL BUSINESS DISTRICTS

(A map of each Central Business District is included in the appropriate Major Retail Center chapter in this volume)

Akron, Ohio	Consists of tract A-3A
Albany, N.Y.	Consists of tracts A-11 and A-12
Albuquerque, N. Mex.	Consists of tract 21
Allentown, Pa.	Consists of tract 11
Amarillo, Tex.	Consists of tract 1
Anaheim, Calif.	Consists of tract H-73
Atlanta, Ga.	Consists of tracts F-19, F-27 and F-35
Austin, Tex.	Consists of tract 11
Baltimore, Md.	Consists of tract 4-1
Baton Rouge, La.	Consists of tract 12
Beaumont, Tex.	Consists of tract B-16
Berkeley, Calif.	Consists of tracts BE-5A and BE-5E
Birmingham, Ala.	Consists of tracts 27 and 28-A
Boston, Mass.	Consists of tracts F-3, F-6, G-1, G-2, G-3, and G-4
Bridgeport, Conn.	Consists of tracts 7, 8, and 15-A
Brooklyn, Borough, N.Y.C.	Consists of tracts 9, 11, 27, 33, 35, 37 and 39
Buffalo, N.Y.	Consists of tracts 13, 14, 25, and 72
Camden, N.J.	Consists of tracts CJ-7, CJ-11A, CJ-12A, CJ-14, CJ-15, and CJ-17A
Canton, Ohio	Consists of tract CA-1
Charlotte, N.C.	Consists of tract 1
Chattanooga, Tenn.	Consists of tract 31
Chicago, Ill.	Consists of tracts 511, 512, 513, 514, 515, and 516
Cincinnati, Ohio	Consists of tracts 6 and 7
Cleveland, Ohio	Consists of tracts G-6, G-7, G-8, and G-9
Columbus, Ga.	Consists of tract 1
Columbus, Ohio	Consists of tracts 34 and 40
Corpus Christi, Tex.	Consists of tract 3
Dallas, Tex.	Consists of tract 31-A
Dayton, Ohio	Consists of tracts 1-1, 1-2, and 1-3
Denver, Colo.	Consists of tracts 17-A and 17-B
Des Moines, Iowa	Consists of tract 34
Detroit, Mich.	Consists of tracts 1, 33, 506, 507, 508, and 530
El Paso, Tex.	Consists of tract 17
Erie, Pa.	Consists of tract E-1
Evansville, Ind.	Consists of tract 18
Fall River, Mass.	Consists of tract 11
Flint, Mich.	Consists of tracts 7, 8, 26, 28, and 29
Fort Wayne, Ind.	Consists of tracts 12 and 13
Fort Worth, Tex.	Consists of tract 18
Fresno, Calif.	Consists of tract 1
Gary, Ind.	Consists of tracts GA-9, GA-10, and GA-12
Glendale, Calif.	Consists of tracts 3018, 3020, 3022, and 3023
Grand Rapids, Mich.	Consists of tract 16
Greensboro, N.C.	Consists of tracts 8A and 9A
Hammond, Ind.	Consists of tract HMC-44
Hartford, Conn.	Consists of tracts HA-6 and HA-19A
Honolulu, Hawaii	Consists of tracts 40 and 52
Houston, Tex.	Consists of tracts 23, 24, 25, 26, 27, 31, 32, 33, and 39
Indianapolis, Ind.	Consists of tracts 541, 542, 543, 562, and 563
Jackson, Miss.	Consists of tract 1
Jacksonville, Fla.	Consists of tract 9
Jersey City, N.J.	Consists of tracts 19 and 20
Kansas City, Kans.	Consists of tract 418
Kansas City, Mo.	Consists of tracts 12 and 28-A

CENTRAL BUSINESS DISTRICTS—Continued

Knoxville, Tenn.	Consists of tract 25
Lansing, Mich.	Consists of tract L-14
Lincoln, Nebr.	Consists of tract 19
Little Rock, Ark.	Consists of tract 1
Long Beach, Calif.	Consists of tracts 5759, 5760, 5761, and 5762
Los Angeles, Calif.	Consists of tracts 2072, 2073, 2074, 2075, 2076, 2077, 2078, 2079, and 2092
Louisville, Ky.	Consists of tracts 47, 48, 49, 50, 58, 59, 61, and 62
Lubbock, Tex.	Consists of tract 7
Macon, Ga.	Consists of tract 7
Madison, Wis.	Consists of tracts 16.01 and 17
Memphis, Tenn.	Consists of tract 42
Miami, Fla.	Consists of tract 37-A
Milwaukee, Wis.	Consists of tracts 1, 2, and 17
Minneapolis, Minn.	Consists of tracts 44, 45, 46-A, and 53
Mobile, Ala.	Consists of tract 1
Montgomery, Ala.	Consists of tract 1
Nashville, Tenn.	Consists of tract 8
New Bedford, Mass.	Consists of tract 18
New Haven, Conn.	Consists of tract 1
New Orleans, La.	Consists of tracts 42, 47, 58, and 59
Newark, N.J.	Consists of tracts 80, 81, and 85
Newport News, Va.	Consists of tract 1
New York, N.Y. (Manhattan Borough)	Consists of tracts 42, 43, 45, 47, 49, 50, 51, 52, 53, 54, 55, 56, 57, 58, 59, 61, 63, 65, 67, 68, 69, 71, 72, 73, 74, 75, 76, 77, 79, 80, 81, 82, 83, 84, 87, 89, 91, 92, 93, 94, 95, 96, 97, 100, 101, 102, 103, 104, 109, 111, 112, 113, 114, 115, 119, 125, 131, and 137
Niagara Falls, N.Y.	Consists of tract NF-15
Norfolk, Va.	Consists of tract 49
Oakland, Calif.	Consists of tracts OK-19, OK-20, OK-23, and OK-29
Oklahoma City, Okla.	Consists of tracts 31-A and 36-A
Omaha, Nebr.	Consists of tracts 17 and 18
Pasadena, Calif.	Consists of tracts 4619, 4622, and 4636
Paterson, N.J.	Consists of tracts PT-16A and PT-17A
Peoria, Ill.	Consists of tract 11
Philadelphia, Pa.	Consists of tracts 5-A, 6-A, 7-A, 7-C, 8-A, 8-B, 8-C, 8-D, 9-A, 9-B, 10-A, and 10-B
Phoenix, Ariz.	Consists of tract PH-85
Pittsburgh, Pa.	Consists of tracts 1-A, 2-A, and 2-B
Portland, Oreg.	Consists of tracts 53 and 54
Portsmouth, Va.	Consists of tract 110
Providence, R.I.	Consists of tract 8
Reading, Pa.	Consists of tract R-1
Richmond, Va.	Consists of tracts E-1, N-1, N-2, N-3, N-6, W-1, W-2, and W-3
Rochester, N.Y.	Consists of tracts 1, 5, 9, 28, and 90
Rockford, Ill.	Consists of tract 29
Sacramento, Calif.	Consists of tracts 7, 10, and 11
St. Louis, Mo.	Consists of tract 25-C
St. Paul, Minn.	Consists of tract 42
St. Petersburg, Fla.	Consists of tracts 14 and 15
Salt Lake City, Utah	Consists of tract 22
San Antonio, Tex.	Consists of tract 46
San Diego, Calif.	Consists of tract L-53
San Francisco, Calif.	Consists of tracts A-16, A-17, A-18, A-21, A-22, A-23, and K-2
San Jose, Calif.	Consists of tracts A-8, A-9, and A-10
Santa Ana, Calif.	Consists of tract G-50
Savannah, Ga.	Consists of tracts 3 and 4
Scranton, Pa.	Consists of tract 1
Seattle, Wash.	Consists of tracts M-1 and M-2
Shreveport, La.	Consists of tract C-1

CENTRAL BUSINESS DISTRICTS—Continued

South Bend, Ind.	Consists of tract SB-18
Spokane, Wash.	Consists of tracts 23 and 25
Springfield, Mass.	Consists of tract 11-A
Syracuse, N.Y.	Consists of tracts 31 and 32
Tacoma, Wash.	Consists of tract 16
Tampa, Fla.	Consists of tract 47
Toledo, Ohio	Consists of tract 28
Topeka, Kans.	Consists of tract 1
Trenton, N.J.	Consists of tracts 9 and 16-A
Tucson, Ariz.	Consists of tract 1
Tulsa, Okla.	Consists of tract 25
Utica, N.Y.	Consists of tracts 1-A, 2-A, 3, and 4
Waco, Tex.	Consists of tract 1
Washington, D.C.	Consists of tracts 51, 52.2, 53.2, 54.2, 57.2, and 58
Waterbury, Conn.	Consists of tract W-1
Wichita, Kans.	Consists of tracts 16 and 17
Wichita Falls, Tex.	Consists of tract 6
Wilmington, Del.	Consists of tract 1
Winston-Salem, N.C.	Consists of tract 1
Worcester, Mass.	Consists of tract 17
Yonkers, N.Y.	Consists of tracts YON-3 and YON-4A
Youngstown, Ohio	Consists of tract N-37

Appendix D

MAJOR RETAIL CENTERS (MRC'S) WITH SALES OF \$50 MILLION OR MORE IN 1963

Albany-Schenectady-Troy, N.Y., SMSA

- MRC No. 4.** Includes the establishments in the area bounded by Union, Nott Ter., both sides of State St. to Close, Veeder Ave., Millard Ave., Edison Ave. and Washington Ave. (Schenectady city)
- MRC No. 5.** Includes the planned centers known as "Westgate Shopping Center" and "Central Plaza" and establishments along Central Ave. from King St. to Russell Rd. (Albany city)

Anaheim-Santa Ana-Garden Grove, Calif., SMSA

- MRC No. 8.** Includes a planned center and establishments on La Palma Ave. from Stanton Ave. to Dale Ave. (Buena Park)

Atlanta, Ga., SMSA

- MRC No. 7.** Includes the planned center known as "Lenox Square Shopping Center" and establishments on Peachtree Rd., NE. from Wooddale Drive, NE. to Lenox Road, NE. (Atlanta)

Boston, Mass., SMSA

- MRC No. 18.** Includes establishments in the area bounded by Dimmock St., Hancock St., Johnson Ave., rear property line of lots on east side of Hancock St., rear property line of lots on east side of Washington St., Elm St., High School Ave., Quincy Ave., Water St., Summer St., School St., and N.Y., N.H., & H.R.R. (Quincy city, Norfolk County)

Buffalo, N.Y., SMSA

- MRC No. 8.** Includes the planned centers known as "North Town Plaza" and "Boulevard Mall" and establishments on Sheridan Drive from Parkhurst Blvd. to Sweet Home Rd. and on Niagara Falls Blvd. from Grace Ave. to Glenalby Rd. (Tonawanda town)

Chicago, Ill., SMSA

- MRC No. 8.** Includes the planned center known as "Evergreen Park Plaza" and establishments on Western Ave. from 95th Street to 98th Street, and 95th Street from Hamilton to Maplewood. (Chicago city and Evergreen Park village)
- MRC No. 11.** Includes establishments on West Irving Park Road from Kilpatrick Ave. to Lavergne Ave.; on North Milwaukee Ave. from Kilpatrick to Warner; and on North Cicero Ave. from Byron to Belle Plaine Ave. (Chicago city)
- MRC No. 21.** Includes the planned center known as "Old Orchard Shopping Plaza" and establishments on Skokie Blvd. from Lyons to Harrison. (Skokie village, Cook county)
- MRC No. 27.** Includes establishments on South Halsted St. from West 60th Street, to Marquette Road; and on West 63rd Street from South Union Ave. to South Sangamon St. (Chicago city)
- MRC No. 56.** Includes establishments in the area bounded by Clark, Orrington Ave., Church, Hinman Ave., Lake, Maple Ave., Grove, and Oak Ave (Evanston city, Cook County)
- MRC No. 73.** Includes the planned center known as "Oakbrook Center" in the area bounded by 16th Street, Spring Road, Cermak Road, (22nd Street), and Route 83. (Du Page County)

Cleveland, Ohio, SMSA

- MRC No. 12.** Includes the planned center known as "Southgate Shopping Center" and establishments along Libby Road from Warrensville Center Road to Northfield Road, along Northfield Road from Clare to Southgate Road, and along Warrensville Center Road from Libby Road to Southgate Road. (Maple Heights)

Denver, Colo., SMSA

- MRC No. 2.** Includes the planned center known as "Cherry Creek Shopping Center" and establishments in the area bounded by East Third Ave., Milwaukee, E. First Ave., Detroit extended, North Cherry Creek Drive, and University Blvd. (Denver)

Detroit, Mich., SMSA

- MRC No. 2.** Includes the planned center known as "Eastland Shopping Center" in the area bounded by East Eight Mile Road, Vernier Road, Beaconsfield Road, Eastland Drive, and Kelly Road. (Harper Woods city, Wayne County)
- MRC No. 12.** Includes the planned centers known as "Northland Shopping Center" and "8-Green Shopping Center" on Greenfield Road between Eight Mile Road and Joseph L. Hudson Drive (Oak Park and Southfield cities, Oakland County)

MAJOR RETAIL CENTERS (MRC'S) WITH SALES OF \$50 MILLION OR MORE IN 1963—Continued

Detroit, Mich., SMSA—Continued

- MRC No. 15. Includes the planned center known as "Sears Lincoln Park Shopping Center" along Southfield Road from Dix Hwy. to Rosedale and on Dix Hwy. from Warwick Ave. to Philomene Blvd. (Allen Park and Lincoln Park cities, Wayne County)
- MRC No. 29. Includes the planned center known as "Wonderland Shopping Center" and establishments on Plymouth Road from Haller Road to Milburn Road, and in the 11500 block of Middlebelt Road. (Livonia city, Wayne County)
- MRC No. 36. Includes establishments in the area bounded by north side of Willits, west side of Woodward Ave., Oakland, Hunter Blvd., both sides of Maple Ave. to Elm, Hunter Blvd., George, west side of Woodward Ave., Merrill, Henrietta, Martin, and Chester. (Birmingham city, Oakland County)
- MRC No. 38. Includes establishments in the area bounded by: Oakland Ave., Clark, Saginaw, Fairgrove Ave., Perry, Seneca, Union, Huron, Parke, Auburn Ave., Parke, Saginaw, Franklin Rel., and G.T.W.R.R. (Pontiac city, Oakland County)

Honolulu, Hawaii, SMSA

- MRC No. 4. Includes the planned center known as "Ala Moana Shopping Center" and establishments in the area bounded by Kapiolani Blvd., Mahukona St., Atkinson Drive, Ala Moana, and Piikoi St. (Honolulu)

Houston, Tex., SMSA

- MRC No. 2. Includes the planned center known as "Gulfgate Shopping City" in the area bounded by Winkler, Reveille, south side of Holmes, Telephone Road, and Plum Creek Lane. (Houston city)

Kansas City, Mo.—Kans., SMSA

- MRC No. 2. Includes the planned center known as "Country Club Plaza" and establishments in the area bounded by 46th Street Terrace, J.C. Nichols Pkwy., Ward Pkwy., Jefferson, 47th, and Pennsylvania Ave. (Kansas City, Mo.)

Lansing, Mich., SMSA

- MRC No. 3. Includes the planned center known as "Frandon Shopping Center" and establishments on North Clippert St. from Michigan Ave. to East Grand River Ave., on East Grand River Ave. and East Saginaw St. from Homer St. to Coolidge Road, and on East Michigan Ave. from Homer St. to Olin Ave. (Lansing)

Los Angeles—Long Beach, Calif., SMSA

- MRC No. 6. Includes the planned centers known as "Crenshaw Square" and "Santa Barbara Plaza" and establishments in the area bounded by Exposition Blvd., South Bronson Ave., Rodeo Road, South Norton Ave., 39th Street, McClung Drive, 43rd Street, 11th Avenue, alley south of Vernon Ave., east side of Crenshaw Blvd., 48th Street, alley west of Crenshaw Blvd., Stocker, Don Felipe Drive, Marlton Ave., Santa Rosalia Drive, Buckingham Road, Santa Barbara Ave., and Victoria Ave. (Los Angeles)
- MRC No. 10. Includes the establishments in the area known as Hollywood and Vine, bounded by Franklin Ave., Franklin Place, Las Palmas Ave., Yucca, Argyle Ave., Selma Ave., Vine, Sunset Blvd., Las Palmas Ave., Selma Ave., Highland Ave., Hawthorne Ave., and Sycamore Ave. (Los Angeles)
- MRC No. 11. Includes the establishments in the area known as Miracle Mile and is bounded by: Orange, Crescent Heights Blvd., 6th, Sycamore Ave., 8th, Fairfax Ave., Warner Drive, San Vicente Blvd., and Sweetzer Ave. Includes also the establishments on Wilshire Blvd. from San Vicente Blvd. to La Cienega Blvd. (Los Angeles)
- MRC No. 12. Includes the establishments in the area bounded by Wilshire Blvd., north side of Santa Monica Blvd., Crescent Drive, Charleville Blvd., Reeves Drive, Gregory Way, Charleville Blvd., Durant Drive, and Beverly Hills-Los Angeles city limits. (Beverly Hills)
- MRC No. 13. Includes establishments in the area bounded by Weyburn Ave., Gayley, Le Conte Ave., Tiverton Ave., Weyburn Ave., Hilgard Ave., Lindbrook Drive, alley between Lindbrook Drive and Glendon Ave., Glendon Ave., Wellworth Ave., alley west of Westwood Blvd., Wilshire Blvd., and east property line of U.S. Soldiers Home. (Los Angeles)
- MRC No. 17. Includes the establishments in the area bounded by Valerio, Tyrone Ave., Bessemer, Hazeltine Ave., Oxnard Ave., Vesper Ave., Friar, Cedros Ave., Victory Blvd., Vesper Ave., Vose, Sherman Circle, Sherman Way, Van Nuys Blvd. (Los Angeles)
- MRC No. 19. Includes the establishments in the area bounded by Kittridge, Bellingham Ave., Archwood, Agnes Ave., Erwin, Radford Ave., Oxnard, Laurel Canyon Blvd., East Park Drive, St. Clair Ave. (Los Angeles)

MAJOR RETAIL CENTERS (MRC'S) WITH SALES OF \$50 MILLION OR MORE IN 1963—Continued

Los Angeles—Long Beach, Calif., SMSA—Continued

- MRC No. 20.** Includes the establishments in the area bounded by Parthenia, Van Nuys Blvd., Parthenia, Tilden Ave., Chase, Lennox Ave., Burton, Tilden Ave., Lanark, Cedros Ave., Titus and Willis Ave. (Los Angeles)
- MRC No. 27.** Includes the establishments in the area bounded by Washington Ave., Fifth Street, Colorado Ave., Fourth Street, rear property line of lots on south side of Colorado Ave., and Second Street. (Santa Monica)
- MRC No. 30.** Includes the establishments on Market St. and La Brea Ave. from Florence Ave. to Spruce Ave., on East Manchester Blvd. from Grevillea St. to Prairie Ave., on Nutwood St. between La Brea Ave. and Market St., and on East Queen St. from Grevillea St. to Hillside Blvd. (Inglewood)
- MRC No. 34.** Includes the planned center known as "Del Amo Center" and establishments on Hawthorne Ave. from Carson St. to Sepulveda Blvd., and Sepulveda Blvd. from Hawthorne Ave. to Adeene Ave. (Torrance)
- MRC No. 35.** Includes the planned center known as "Lakewood" and establishments in the area bounded by Camarino St., North Clark Blvd., East Del Amo Blvd., and North Hayter Ave. (Lakewood)
- MRC No. 58.** Includes the planned center known as "Eastland Center" in the area bounded by north side of East Rowland Ave., Eremland Drive, Eremland Drive extended, north side of East Workman Ave., east property line of 633 East Workman Ave. and its extension, San Bernardino Freeway, Calvados Ave. extended, Calvados Ave., north side of Workman Ave., west side of Citrus Ave. (West Covina and Covina cities, and county area)

Miami, Fla., SMSA

- MRC No. 16.** Includes planned center known as "Lincoln Lane Mall" and establishments along Lincoln Road from Collins Ave. to Alton Road, on Meridian from Lincoln Road to 17th Street, and Washington St. from Lincoln Road to 4th. (Miami Beach)

Milwaukee, Wis., SMSA

- MRC No. 2.** Includes the planned center known as "Capitol Court" and establishments on West Capitol Drive from North 49th to North 62nd; on West Fond du Lac Ave. from West Melvina St. to West Baldwin; on North 60th Street from West Capitol Drive to West Ruby; and on North 50th Street from West Capitol Drive to Fiebrantz Ave. (Milwaukee city)

Minneapolis—St. Paul, Minn., SMSA

- MRC No. 12.** Includes the planned center known as "Midway Center" and establishments on University Ave. from Hamline Ave. to Aldine Ave., and on North Snelling Ave. from St. Anthony Ave. to Edmund Ave. (St. Paul city, Ramsey County)

New York, N.Y., SMSA

- MRC No. 3.** Includes the planned center known as "Cross County Center" and establishments in the area bounded by: Cross County Parkway, Kimball Ave., Vredenburg Ave., Mile Square Road, and New York State Thruway. (Yonkers, Westchester County)
- MRC No. 4.** Includes the establishments on Main St. from Northern Blvd. to Franklin Ave.; on Northern Blvd. from Collin Place to Browne St.; on Roosevelt Ave. from Prince St. to Union St.; on Kissena Blvd. from 41st Avenue to Barclay Ave.; on 37th, 38th and 39th Avenues from Main St. to Union St.; and on 41st Avenue from Main St. to Frame Place. (Flushing, Queens Borough)
- MRC No. 10.** Includes the planned center known as "Green Acres Shopping Center" and establishments on Sunrise Highway from Green Acres Road East to Green Acres Road West. (Valley Stream Village, and Hempstead town, Nassau County)
- MRC No. 11.** Includes establishments on Third Ave. from East 148th Street to East 157th Street, on East 149th Street from Morris Ave. to St. Ann's Ave., on Melrose Ave. from East 149th Street to 150th Street, and on Willis Ave. from East 147th Street to Third Ave. (Bronx Borough)
- MRC No. 13.** Includes establishments on Jamaica Ave. from 146th Street to 172nd Street and on the following cross streets: Sutphin Blvd. from 89th Avenue to Archer Ave., Parsons Blvd. from 90th Avenue to Jamaica Ave.; 106th Street and New York Blvd. from Jamaica Ave. to Archer Ave.; 164th Street from 89th Ave. to Jamaica Ave.; 165th Street from 88th Ave. to Archer Ave.; Merrick Blvd. from 91st Avenue to Douglas Ave.; and 168th Street from 91st Avenue to Jamaica Ave. (Jamaica, Queens Borough)
- MRC No. 15.** Includes the planned centers known as "Center Island" and "Levittown" and establishments on Hempstead-Bethpage Turnpike from Division Ave. to Gardiners Ave.-Jerusalem Ave., and on Division Ave. from No. 26 to 58. (Hempstead town, Nassau County)

MAJOR RETAIL CENTERS (MRC'S) WITH SALES OF \$50 MILLION OR MORE IN 1963—Continued

New York, N.Y., SMSA—Continued

- MRC No. 16. Includes establishments on Flatbush Ave. from Parkside Ave. to Avenue D-Ditmas Ave. and on the following cross streets: on Church Ave. from East 17th Street to Bedford Ave.; on Tilden Ave. and Beverly Road from Flatbush Ave. to Bedford Ave.; and on Duryea Place from Flatbush Ave. to East 22nd (Brooklyn Borough)
- MRC No. 22. Includes the planned center known as "Roosevelt Field" and establishments in the area bounded by Old Country Road, Meadowbrook Parkway, Stewart Ave. and Clinton Road. (Garden City village and Hempstead town)
- MRC No. 25. Includes establishments on 125th Street from Second Ave. to Morningside Ave. and on the following cross streets: On 5th, 7th, and 8th Avenues from 125th to 126th St.; on Lenox and Lexington Avenues from 124th Street to 126th Street; on Third Ave. from 125th Street to 115th Street; and on 116th Street from Lexington Ave. to Third Ave. (Manhattan Borough)
- MRC No. 27. Includes the establishments on Grand Blvd. and Concourse from East 183rd Street to East 192nd Street; on Fordham Road from University Ave. to Park Ave.; on East 188th Street from Grand Blvd. and Concourse to Creston Ave.; on Creston Ave. from Fordham Road to East 190th; and on Bainbridge Ave. from Fordham Road to Coles Lane. (Bronx Borough)
- MRC No. 28. Includes establishments in the area bounded by Vesey, Park Row, Spruce, William, Cedar, and Washington. (Manhattan Borough)
- MRC No. 29. Includes establishments on Queens Blvd. from 63rd Ave. to 66th Ave., on 63rd Drive from Queens Blvd. to Wetherole; on 63rd Road from Junction Blvd. to 98th Street; and on 64th Ave. from Queens Blvd. to 98th Street. (Forest Hills, Queens Borough)
- MRC No. 30. Includes the planned center known as "Tanglewood Shopping Center" at the intersection of Roxbury Drive East and Central Park Ave., and establishments along the 2200-2500 block of Central Park Ave. (Yonkers city, Westchester County)
- MRC No. 32. Include establishments on Main St. from Stephenson Blvd. to Wayman Ave.; on Huguenot St.; on North Ave. from Union St. to Eastchester Road; on Lawton and Machanic Sts. from Main St. to Huguenot St.; on Church St. from Main St. to Clinton Place; on Division St. from Main St. to Railroad Ave.; and on Center Ave. from Huguenot St. to Beauchamp Place. (New Rochelle city, Westchester County)
- MRC No. 34. Includes establishments in the area bounded by Hamilton Ave., Broadway, north side of Westchester Ave., Bloomingdale Road, Greene Place, Maple Ave., both sides of Mamaroneck Ave. to Edgewood St., south side of East Post Road, Grove St., Quarropas St., Court St., Martine Ave., Depot Plaza, Main St., and Bronx St. (White Plains, Westchester County)
- MRC No. 40. Includes establishments in the area bounded by Bodell, L.I.R.R., Station Plaza, Nichols Court, Washington, north side of Fulton Ave., Robeson Place, Fulton Ave., Peninsula Blvd., Little Main, Parking lot boundary, Newmans Court, Chasner, Front, Bell, Orchard, St. Paul's Road, north side of Fulton Ave., and Terrace Ave. (Hempstead village, Nassau County)
- MRC No. 45. Includes the planned center known as "Walt Whitman Shopping Center" and establishments on State Rte. 110 from Schwab Road to Detroit Road, and on Walt Whitman Road. (Huntington, Suffolk County)

Paterson—Clifton—Passaic, N.J., SMSA

- MRC No. 1. Includes the planned center known as "Bergen Mall" and establishments at the intersection of State Hwy. No. 4 and Spring Valley Ave., extending on State Hwy. No. 4 from Fairview Ave. to Forest Ave. (Paramus Borough, Bergen County)
- MRC No. 2. Includes the planned center known as "Garden State Shopping Center" and establishments on State Hwy. 17 from Century Road to Fairview Ave. (Paramus Borough, Bergen County)
- MRC No. 8. Includes establishments in the area bounded by State St., rear property line of lots on north side of Main St., Temple Ave., rear property line of lots on side of Hackensack Ave. and River St., Anderson St., River St., Court St., Main St., and Morris St. (Hackensack, Bergen County)

Philadelphia, Pa.—N.J., SMSA

- MRC No. 16. Includes establishments on Castor Ave. from Bleigh Ave. to Englewood St., and on Cottman Ave. from Loretto Ave. to Roosevelt Blvd. (Philadelphia city)

Pittsburgh, Pa., SMSA

- MRC No. 1. Includes establishments in the area bounded by Rodman, Sheridan Ave., Station, both sides of Frankstown Ave. to Hamilton, north side of Penn Ave., Melmore Way, Shady Ave., Ravenna, Highland Ave., Alder, Greenbriar Way, Ravenna, Iron foot bridge, Centre Ave., Beatty, Mignonette, Euclid Ave., Kirkwood, Whitfield, Rural, and west side of Highland Ave. (Pittsburgh city, Allegheny County)

MAJOR RETAIL CENTERS (MRC'S) WITH SALES OF \$50 MILLION OR MORE IN 1963—Continued

Portland, Oreg.—Wash., SMSA

- MRC No. 4. Includes the planned center known as "Lloyd Center" and establishments in the area bounded by NE. Schuyler, NE. 15th Ave., NE. Multnomah, NE. 11th Ave., NE. Holladay and NE. 9th Ave.

San Diego, Calif., SMSA

- MRC No. 1. Includes establishments in the area bounded by Washington, Lincoln Ave., Cleveland Ave., Blaine Ave., Centre St., Robinson Ave., Sixth Ave., Pennsylvania Ave., Fourth Ave., Robinson Ave., and Third Ave. (San Diego)
- MRC No. 9. Includes the planned center known as "Mission Valley Center" in the area bounded by: San Diego River, Camino del Este, U.S. Hwy. 80, Mission Center Road, and Mission Center Road extended. (San Diego)

San Francisco—Oakland, Calif., SMSA

- MRC No. 1. Includes establishments on Mission St. from 14th St. to 29th St., on 22nd St. from Mission St. to Bartlett St., and on 24th St. from Capp St. to Bartlett St. (San Francisco)
- MRC No. 19. Includes the planned center known as "Hillsdale Shopping Center" and establishments on S. El Camino Real from 28th Ave. to 37th Ave., and on West Hillsdale Blvd. to No. 80. (San Mateo city, San Mateo County)

San Jose, Calif., SMSA


- MRC No. 4. Includes the planned centers known as "Valley Fair" and "Town and Country Village" and establishments along Stevens Creek Blvd. (Rd.) from Los Gatos Freeway (Route 17) to Henry Ave. (San Jose and Santa Clara)


Tampa—St. Petersburg, Fla., SMSA

- MRC No. 9. Includes the planned center known as "Cleveland Plaza" and establishments in the area bounded by Sunset Court, Osceola, Drew, Lincoln, Pierce extended, Pierce, and Clearwater Harbor. (Clearwater, Pinellas County)

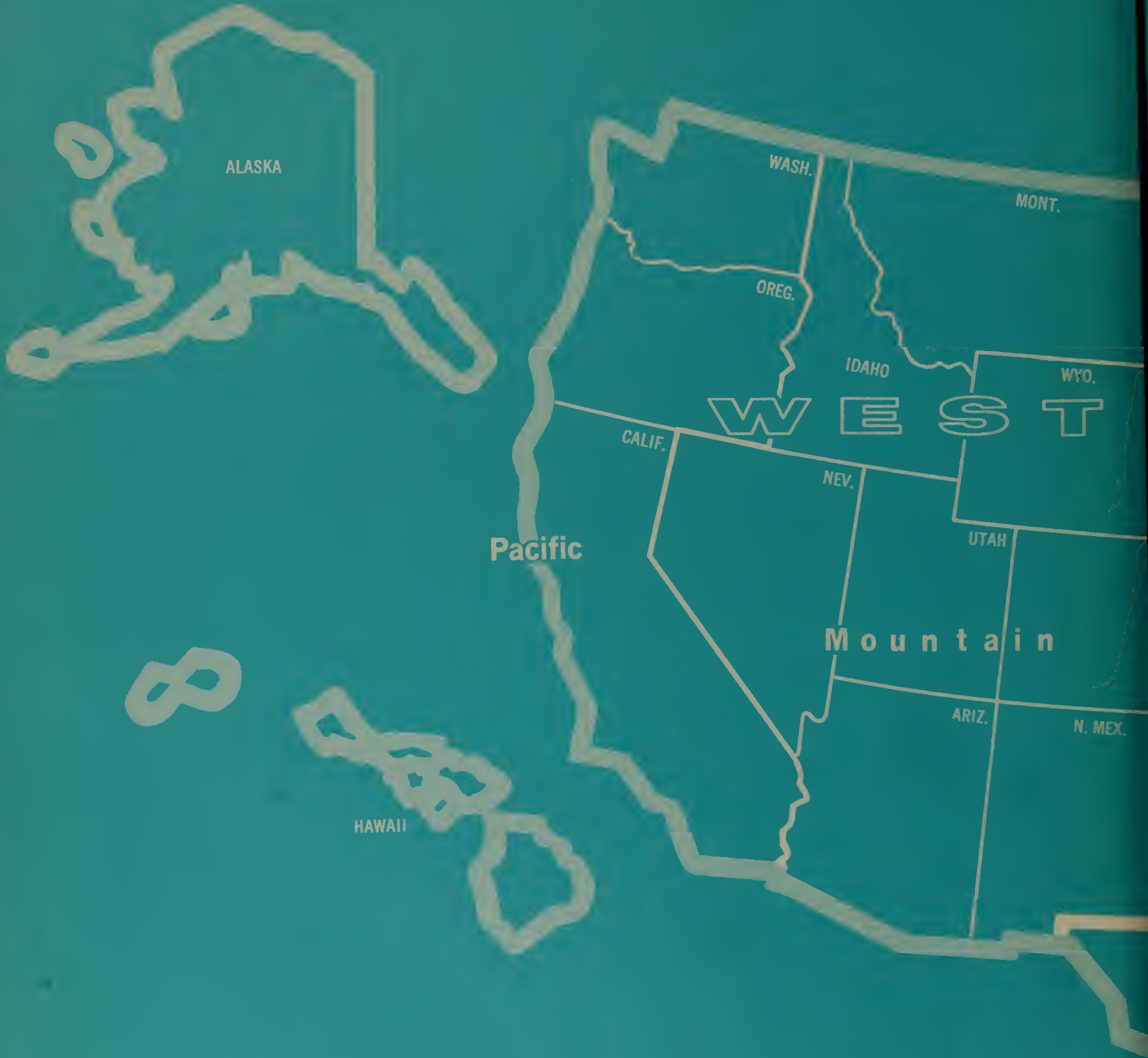
Washington, D.C.—Md.—Va., SMSA

- MRC No. 2. Includes establishments in the area bounded by: Cameron, Lee, Prince, S. Patrick, Duke, and R.F. and P.R.R. (Alexandria, Va.)
- MRC No. 6. Includes the planned centers known as "Seven Corners" and "Willston" on Leesburg Pike—East Broad from Patrick Henry Drive to Roosevelt; on Arlington Blvd. from Patrick Henry Drive to Aspen Lane; on Hillwood Ave. from Arlington Blvd. to Roosevelt; on Wilson Blvd. from Arlington—Fairfax County line to Arlington Blvd.; on Patrick Henry Drive, from Arlington Blvd. to Willston Drive; and on Willston Drive. (Fairfax County and Falls Church city)
- MRC No. 7. Includes the establishments in the area bounded by Cameron, Fenton, Colesville Road, Spring, Cedar, south side of Pershing Drive, Fenton, Gist Court, Philadelphia Ave., Burlington Ave., B. and O. R.R., boundary of Jessup Blair Park, Georgia Ave., Eastern Ave., Newell, Blair Mill Road, East-West Highway, Colesville Rd., and Second Ave. (Silver Spring, Montgomery County)
- MRC No. 18. Includes the planned centers known as "Wheaton Plaza" and "Triangle Park Shopping Center" and establishments in the area bounded by University Blvd., Grandview Ave., Reddie Drive, Georgia Ave., Prichard Road extended, and south and west property line of Wheaton Plaza. (Montgomery County)

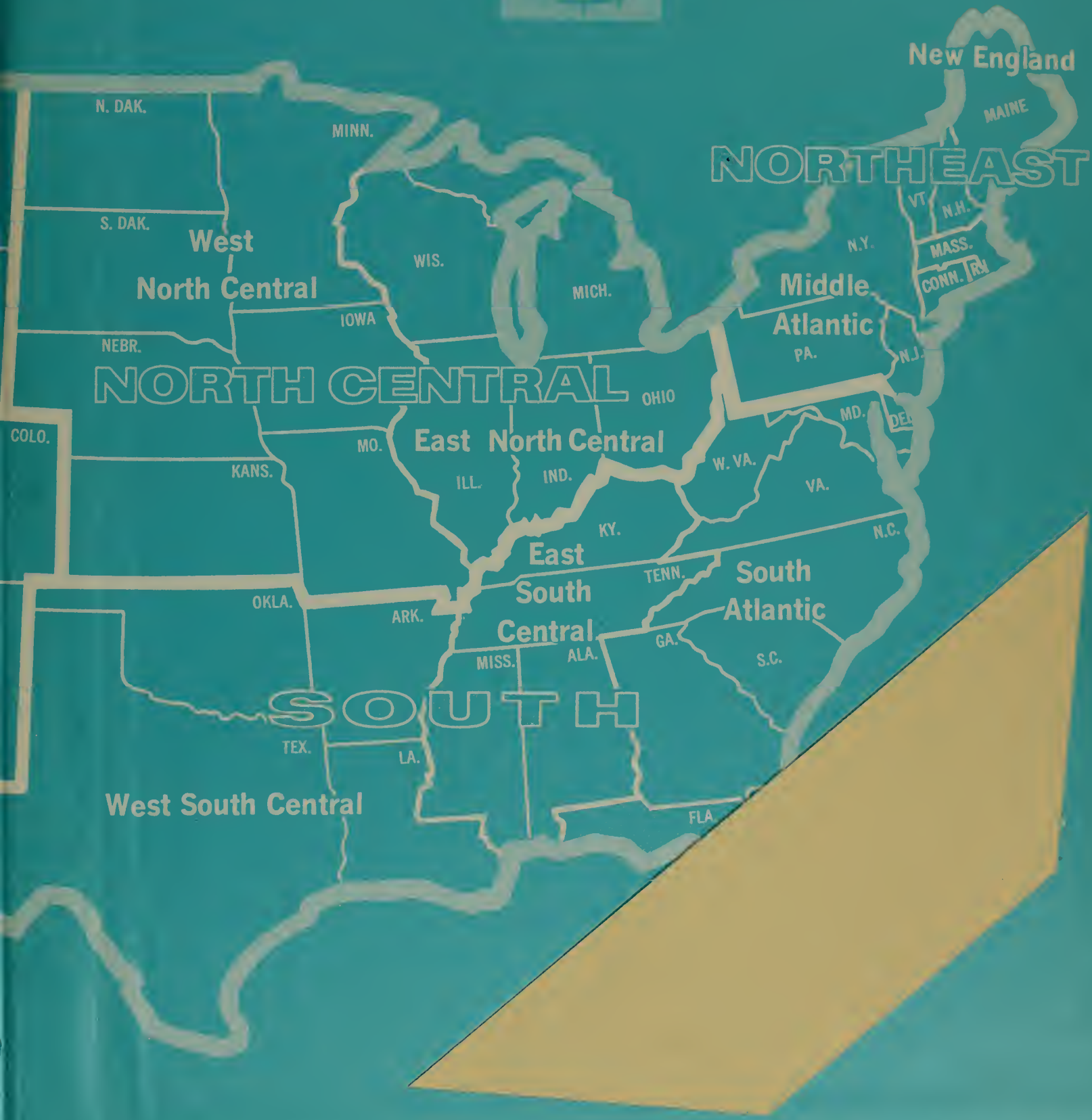




CENSUS REGIONS AND GEOGRAPHIC DIVISIONS



OF THE UNITED STATES



CB/Bureau of the Census Library



5 0673 01045008 1