



University
of the
State of New York

REPORT

STATE

BOTANIST

1895

LIBRARY
NEW YORK
BOTANICAL
GARDEN

CERTRUDE S. BURLINGHAM
MYCOLOGICAL LIBRARY

[FROM THE 18TH REPORT OF THE NEW YORK STATE MUSEUM]

University of the State of New York

ANNUAL REPORT
OF THE
STATE BOTANIST

Made to the Regents of the University, Pursuant to
Chapter 355 of the Laws of 1883

BY CHARLES H. PECK

Second edition

ALBANY
UNIVERSITY OF THE STATE OF NEW YORK
1897

LIBRARY
NEW YORK
BOTANICAL
GARDEN

STATE OF NEW YORK.

No. 68.

IN SENATE,

JANUARY, 1895.

ANNUAL REPORT
OF THE
STATE BOTANIST.

OFFICE OF THE STATE BOTANIST, }
ALBANY, *January*, 1895. }

*To the Honorable the Regents of the University of the State
of New York:*

I have the honor to present to you my annual report for
the year 1894.

Very respectfully.

CHARLES H. PECK.

REPORT.

*To the Honorable the Regents of the University of the State of
New York :*

GENTLEMEN.—I have the honor of communicating to you the following report, covering the time from September, 1893, to July, 1894.

Specimens of plants for the State Herbarium have been collected by the Botanist in the counties of Albany, Clinton, Essex, Oneida, Rensselaer, Suffolk, Ulster and Washington.

The number of species of which specimens have been added to the Herbarium is 115, of which 24 were not previously represented therein. The species described as new are 10. A list of added species is marked A.

Correspondents to the number of 11 have contributed specimens. Most of these specimens represent extra-limital species, but five species new to the State are represented by them and four new to science. A list of the contributors and of their contributions is marked B.

A record of species not previously recognized as belonging to our flora, together with descriptions of new species, is marked C.

Notes and observations on species already recorded will be found under D.

The genus *Carex* is one of the largest, and at the same time one of the most distinct and most easily recognized, of all our plant genera. In the Flora of the State of New York, Dr. John Torrey records 91 species belonging to this genus. In 1881 the number of New York species had increased to 119. At the present time we have more than 130 species. Only 29 are recorded in the Manual that have not been found in our State, and six of these are introduced species and yet quite limited in their range. The

genus is a most interesting one to botanists who have acquired even a limited knowledge of it, but many pass it by as unworthy their attention or too full of difficulties to permit of the easy identification of the species. To many beginners in the study of botany these plants have been a kind of botanical bugbear. The difficulties attending their study seem to have been needlessly increased by defective descriptions, by a failure in some cases to detect the proper limits of species, and by throwing together and describing as one species forms that should be kept separate. In the last edition of the Manual there are many instances of the reduction of forms which in earlier years were considered good species by our most eminent botanists, so that they now stand as mere varieties to other related forms. Such a grouping of distinct forms seems to me to be opposed to that clear and accurate discrimination which the study of natural science ought to cultivate, and its tendency seems to be to encourage habits of careless observation and loose generalization. Some carices, it is true, resemble each other closely, but so long as they have constant characteristic differences, even though these may be slight, it seems to me much better to recognize these differences and give them their just value in classification. And just here appears to be one cause for the absorbing interest with which the study of these plants is invested. The close observation and the nice discrimination requisite in distinguishing closely allied species is most gratifying to an ardent student of nature intent on finding her hidden truths and solving her most intricate problems. And it is no mean accomplishment to be able to recognize accurately the characters that require the separation of closely related species of this genus.

One species not recognized in the Manual has recently been detected by Dr. Howe, others that have hitherto been regarded as mere varieties are, I am confident, worthy of specific value, and still other forms that have not been recorded have occurred. Influenced by these facts, and having in view the large number of species that belong to our flora, it has seemed desirable to me to bring together in one report the revised descriptions of all our New York species and varieties of the genus *Carex*.

This will facilitate the study of the carices of our State and give to New York botanists an additional incentive to the study

of these interesting plants. I deem myself fortunate in having enlisted the interest and the aid of Dr. E. C. Howe in this work. Dr. Howe has long made a special study of the carices and his thorough knowledge of our species eminently qualifies him to speak and write about them with authority. He has prepared the monograph of our species which is here submitted and marked E.

In consequence of unexpected delay and difficulty in issuing the descriptions and illustrations of our edible and poisonous mushrooms in a separate publication, as was at first contemplated, it has been thought best to include them with other matter in the present report. The edition will be somewhat limited and may not be sufficient to supply the demand unless the issue of extra copies shall be authorized, but it will be better than a longer delay, and is apparently the best that can be done at present. This part of the Report is marked F.

The specimens of fungi that were taken from the Herbarium and placed on exhibition at the World's Fair in Chicago last year have been returned. None were lost, but owing to dampness a few were injured by mold. They are yet in the boxes in which they were returned, not having been removed because of the possibility that the New York State exhibits might be required for a permanent exhibit at home.

Respectfully submitted.

CHARLES H. PECK.

ALBANY, *July 1, 1894.*

(A.)

ADDITIONS TO THE HERBARIUM.

New to the Herbarium.

Aster longifolius <i>Lam.</i>	Diplodia subtectoides <i>Pk.</i>
Stachys palustris <i>L.</i>	Septoria centaureicola <i>Brun.</i>
Carex littoralis <i>Schw.</i>	S. divaricata <i>E. & E.</i>
Inocybe subtomentosa <i>Pk.</i>	Tolyposporium bullatum <i>Schreel.</i>
Cortinarius rimosus <i>Pk.</i>	Ovularia decipiens <i>Sacc.</i>
Gomphidius nigricans <i>Pk.</i>	Cylindrosporium Padi <i>Karst.</i>
Hydnum scabripes <i>Pk.</i>	Cladosporium carpophilum <i>Thum.</i>
Radulum molare <i>Fr.</i>	Dendryphium nodulosum <i>Sacc.</i>
Pyrenochaeta collabens <i>Pk.</i>	Coniothecium Rubi <i>Pk.</i>
Vermicularia Hepaticæ <i>Pk.</i>	Sphaerella rubina <i>Pk.</i>
V. Schenoprasii <i>Auers.</i>	Diaporthe robusta <i>Pk.</i>
Sphaeropsis ulmicola <i>E. & E.</i>	Cucurbitaria Comptoniæ <i>E. & E.</i>

Not New to the Herbarium.

Nasturtium officinale <i>R. Br.</i>	Cuscuta Gronovii <i>Willd.</i>
Hypericum perforatum <i>L.</i>	Sonchus arvensis <i>L.</i>
Rhus Toxicodendron <i>L.</i>	S. olcraceus <i>L.</i>
Ailanthus glandulosus <i>Desf.</i>	Ipomœa purpurea <i>Lam.</i>
Vitis riparia <i>Mx.</i>	Callitriche verna <i>L.</i>
Rosa blanda <i>Ait.</i>	Potamogeton Spirillus <i>Tuckm.</i>
R. humilis <i>Marsh.</i>	P. heterophyllum <i>Schrad.</i>
Pyrus arbutifolia <i>L.</i>	Urtica gracilis <i>Ait.</i>
Lonicera hirsuta <i>Eaton.</i>	Amaranthus retroflexus <i>L.</i>
Spiraea salicifolia <i>L.</i>	A. chlorostachys <i>Willd.</i>
Siura cicutæfolium <i>Gmel.</i>	Polygonella articulata <i>Meism.</i>
Eupatorium perfoliatum <i>L.</i>	Polygonum aviculare <i>L.</i>
Solidago cæsia <i>L.</i>	P. erectum <i>L.</i>
S. Canadensis <i>L.</i>	P. Douglassii <i>Greene.</i>
S. nemoralis <i>Ait.</i>	P. Hydropiper <i>L.</i>
Aster linariifolius <i>L.</i>	P. laphatifolium <i>L.</i>
A. lævis <i>L.</i>	P. Muhlenbergii <i>Wats.</i>
A. ericoides <i>L.</i>	P. Virginianum <i>L.</i>
A. multiflorus <i>Ait.</i>	P. dumetorum <i>L.</i>
A. diffusus <i>Ait.</i>	Fraxinus Americana <i>L.</i>
A. Tradescanti <i>L.</i>	Hedeoma pulegioides <i>Pers.</i>
A. paniculatus <i>Lam.</i>	Thymus Serpyllum <i>L.</i>
A. prenanthoides <i>Muhl.</i>	Smilax herbacea <i>L.</i>
A. puniceus <i>L.</i>	Eleocharis acicularis <i>R. Br.</i>
Bidens connata <i>Muhl.</i>	Carex varia <i>Muhl.</i>
B. cernua <i>L.</i>	C. prasina <i>Wall.</i>
Xanthium Strumarium <i>L.</i>	C. arctata <i>Boott.</i>
X. Canadense <i>Mill.</i>	C. aurea <i>Nutt.</i>
Hieracium aurantiacum <i>L.</i>	Panicum capillare <i>L.</i>
Verbascum Blattaria <i>L.</i>	Agrostis perennans <i>Tuckm.</i>

Zizania aquatica <i>L.</i>	Uromyces Desmodii <i>Chr.</i>
Muhlenbergia sobolifera <i>Trin.</i>	Puccinia Convolvuli (<i>Pers.</i>)
M. Mexicana <i>Trin.</i>	P. graminis <i>Pers.</i>
M. sylvatica <i>T. & G.</i>	Ustilago neglecta <i>Niesl.</i>
Avena sativa <i>L.</i>	Urocystis Waldsteiniae <i>Pk.</i>
Sporobolus vaginæflorus <i>Vasey.</i>	Septoria Lobeliae <i>Pk.</i>
Agropyrum caninum <i>R. & G.</i>	S. Dentariae <i>Pk.</i>
Glyceria grandis <i>Wats.</i>	S. Scrophulariae <i>Pk.</i>
G. nervata <i>Trin.</i>	Cercospora clavata (<i>Ger.</i>)
Hordeum vulgare <i>L.</i>	Plasmopara viticola (<i>B. & C.</i>)
H. distichum <i>L.</i>	Taphrina rubrobrunnea (<i>Pk.</i>)
Lycopodium clavatum <i>L.</i>	Helvella crispa <i>Fr.</i>
Tricholoma terreum <i>Schæff.</i>	Leotia marceida <i>Pers.</i>
Hebeloma Colvini <i>Pk.</i>	L. circinaus <i>Pers.</i>
Stereum sericeum <i>Schw.</i>	Diatrypella prominens (<i>Howe.</i>)
Cæoma nitens <i>Schw.</i>	

(B.)

CONTRIBUTORS AND THEIR CONTRIBUTIONS.

E. J. Durand, Ithaca, N. Y.

Blephilia ciliata *Raf.*

Wm. T. Davis, New Brighton, N. Y.

Populus heterophylla *L.*Pinus inops *Ait.*Quercus Brittoni *Davis.*

E. W. D. Holway, Decorah, Iowa.

Ravenelia Holwayi *Diet.*Puccinia Cryptanthus *D. & H.*

J. Dearness, London, Can.

Calamintha acinos *Benth.*Cercospora Lespedezze *E. & D.*Armillaria mellea *Vahl.*C. Symphoricarpi *E. & E.*Phoma paniculata *E. & D.*C. racemosa *E. & M.*Septoria Negundinis *E. & E.*Botrytis affinis *E. & E.*Rabenhorstia Tiliacee *E. & E.*Didymosphæria vagans *E. & E.*Hendersonia discosioides *E. & D.*Lasiosphæria striata *E. & E.*Strumella stagonosporioides *E. & E.*Teichosphæria subcalva *E. & E.*Aschersonia carpinicola *E. & D.*Massariovalsa caudata *E. & E.*Cylindrosporium Chrysanthemi *E. & D.*

A. P. Morgan, Preston, Ohio.

Cladotrichum polysporum *Cd.*Ceratostoma setigerum *E. & E.*Sporotrichum mirabile *B. & Br.*Hypoxyton Morgani *E. & E.*Synthetospora electa *Morg.*H. albocinctum *E. & E.*Cylindrocladium scoparium *Morg.*Hypocrea tremelicola *E. & E.*Ophiocera Ohienne *E. & E.*

Wright Rives, Washington, D. C.

Agaricus subrufescens *Pk.*

C. V. Piper, Pullman, Wash.

<i>Aecidium porosum</i> <i>Pk.</i>	<i>Ascochyta achlyicola</i> <i>E. & E.</i>
<i>A.</i> <i>Clematidis</i> <i>DC.</i>	<i>Marsonia Veratri</i> <i>E. & E.</i>
<i>A.</i> <i>Hydrophylli</i> <i>Pk.</i>	<i>Phyllosticta rhamnigena</i> <i>Sacc.</i>
<i>A.</i> <i>Pentastemonis</i> <i>Sacc.</i>	<i>Septoglaeum Nuttallii</i> <i>Hark.</i>
<i>Uromyces Erythronii</i> (<i>DC.</i>).	<i>Septoria Rubi</i> <i>West.</i>
<i>U.</i> <i>Fabae</i> (<i>Pers.</i>).	<i>S.</i> <i>Populi</i> <i>Desm.</i>
<i>U.</i> <i>Glycyrrhizae</i> (<i>Rabh.</i>)	<i>S.</i> <i>saccharina</i> <i>E. & E.</i>
<i>Puccinia Caricis</i> (<i>Schum.</i>).	<i>S.</i> <i>(C)nanthis</i> <i>E. & E.</i>
<i>P.</i> <i>suaveolens</i> (<i>Pers.</i>).	<i>S.</i> <i>alnifolia</i> <i>E. & E.</i>
<i>P.</i> <i>Symphoricarpi</i> <i>Hark.</i>	<i>S.</i> <i>Megarrhizae</i> <i>E. & E.</i>
<i>P.</i> <i>congregata</i> <i>E. & H.</i>	<i>S.</i> <i>cornicola</i> <i>Desm.</i>
<i>P.</i> <i>Galii</i> <i>Pers.</i>	<i>S.</i> <i>circinata</i> <i>E. & E.</i>
<i>P.</i> <i>Scirpi</i> <i>DC.</i>	<i>S.</i> <i>Symphoricarpi</i> <i>E. & E.</i>
<i>P.</i> <i>Balsamorhizae</i> <i>Pk.</i>	<i>S.</i> <i>Brunellae</i> <i>E. & H.</i>
<i>P.</i> <i>Circaeae</i> <i>Pers.</i>	<i>S.</i> <i>Rudbeckiae</i> <i>E. & Hal.</i>
<i>P.</i> <i>Saxifragae</i> <i>Schlect.</i>	<i>Macrosporium hybridum</i> <i>E. & E.</i>
<i>P.</i> <i>Troximontis</i> <i>Pk.</i>	<i>Ramularia Philadelphii</i> <i>Sacc.</i>
<i>P.</i> <i>McClatchiana</i> <i>D. & Hal.</i>	<i>Cercospora rosicola</i> <i>Pass.</i>
<i>P.</i> <i>Ziziae</i> <i>E. & E.</i>	<i>C.</i> <i>ribicola</i> <i>E. & E.</i>
<i>P.</i> <i>mirabilissima</i> <i>Pk.</i>	<i>C.</i> <i>sambucina</i> <i>E. & K.</i>
<i>Chrysomyxa Ledi</i> <i>A. & S.</i>	<i>Cylindrosporium Filipendulae</i> <i>Thum.</i>
<i>C.</i> <i>Rhododendri</i> (<i>DC.</i>)	<i>Peronospora ribicola</i> <i>Schraet.</i>
<i>Calyptospora Goeppertiana</i> <i>Kuhn.</i>	<i>Physoderma Menyanthis</i> <i>De By.</i>
<i>Coleosporium Solidaginis</i> (<i>Schw.</i>).	<i>Physarum papaveraceum</i> <i>McB.</i>
<i>Melampsora Tremulae</i> <i>Tal.</i>	<i>Linospora Brunellae</i> <i>E. & E.</i>
<i>Dasyscypha Gaultheriae</i> <i>E. & E.</i>	<i>Sphaerella arbuticola</i> <i>Pk.</i>
<i>Rhytisma punctatum</i> <i>Fr.</i>	<i>Sphaerotheca Humuli</i> <i>DC.</i>
<i>R.</i> <i>Salicis</i> (<i>Pers.</i>).	<i>Microsphaeria Alni</i> (<i>DC.</i>)
<i>Coccomyces coronatus</i> <i>Schum.</i>	<i>M. Symphoricarpi</i> <i>Howe.</i>
<i>Phyllactinia suffulta</i> (<i>Reb.</i>)	<i>Erysiphe Cichoreacearum</i> <i>DC.</i>
<i>Uncinula Salicis</i> (<i>DC.</i>).	

Arthur K. Harrison, Lebanon Springs, N. Y.

<i>Stachys palustris</i> <i>L.</i>	<i>Lycopodium clavatum</i> <i>L.</i>
<i>Thymus Serpyllum</i> <i>L.</i>	<i>Geaster limbatus</i> <i>Fr.</i>
<i>Potamogeton Spirillus</i> <i>Tuckerm.</i>	<i>Hymenochæta rubiginosa</i> <i>Lev.</i>

L. M. Underwood, Greencastle, Ind.

Gyromitra brunnea *Undw.*

E. C. Howe, M. D., Lansingburgh, N. Y.

<i>Carex deflexa</i> <i>Hornem.</i>	<i>Carex sterilis</i> <i>Willd.</i>
<i>C.</i> <i>Emmonsii</i> <i>Deu.</i>	<i>C.</i> <i>crus-corvi</i> <i>Shutt.</i>
<i>C.</i> <i>Pennsylvanica</i> <i>Lam.</i>	<i>C.</i> <i>torta</i> <i>Boott.</i>

C. L. Shear, Alcove, N. Y.

<i>Pyrenochaeta collabens</i> <i>Pk.</i>	<i>Ovularia decipiens</i> <i>Sacc.</i>
<i>Diplodia subsectoides</i> <i>Pk.</i>	<i>Diaporthe robusta</i> <i>Pk.</i>

(C.)

SPECIES NOT BEFORE REPORTED.

Carex littoralis Schw.

Wet places near Islip, Long Island. May.

Volvaria Peckii Atk. n. sp.

Pileus thin, convex, glabrous, viscid, finely striate on the margin, whitish; lamellæ rather close, thin, pale flesh color; stem slightly tapering upward, glabrous, solid, whitish, with a loose, well-developed membranous volva at the base; spores even, subelliptical, .0003 to .0004 in. long, .0002 to .00024 broad, usually containing a single large nucleus.

Pileus about 3 in. broad; stem 3 to 3.5 in. long, 3 to 4 lines thick.

Decaying wood. Ithaca. Sept. *G. F. Atkinson.*

This species differs from *V. speciosa* in its striate margin and smaller spores. It is probably very rare and but one specimen is known to be in existence.

Inocybe subtomentosa n. sp.

Gregarious or subcaespitose; pileus thin, dry, convex or plane, minutely hairy-tomentose, brownish-tawny; lamellæ thin, close, adnate, slightly emarginate, at first whitish, then tinged with yellowish green, finally brownish-tawny; stem short, solid, slightly silky-fibrillose, colored like or a little paler than the pileus, often with a conspicuous white mycelium at the base; spores subelliptical, .0003 to .0004 in. long, .0002 to .00024 broad.

Pileus 6 to 12 lines broad; stem about 1 in. long, 1 line thick.

Gravelly soil among fallen leaves Rouses Point. Sept.

This species differs from *I. tomentosa* by its darker color, larger spores and the entire absence of an umbo. Its prominent features are its small size, minutely tomentose pileus and nearly uniform brownish-tawny color when mature. The lamellæ are usually whitish and minutely erenulate or beaded on the edge. The species appears to belong to the section *Lacerae* although the pileus scarcely shows any laceration, and even the tomentose hairiness is hardly noticeable except on close inspection. It is distinguished from *I. fibrillosa* by its solid merely fibrillose stem and by the absence of scales on the disk of the pileus.

Cortinarius rimosus *n. sp.*

Pileus fleshy, firm, convex or plane, glabrous, at first pale grayish violaceous, then tinged with reddish-brown, the surface cracking into appressed scales or becoming variously rimose, flesh whitish; lamellæ rather broad, distant, subventricose, emarginate, violaceous when young, becoming brownish-ochraceous with age; stem equal or slightly thickened at the base, white and silky with the white veil, tinged with violaceous within; spores subelliptical, .0004 to .0005 in. long, .00024 to .00028 broad, usually containing a single large nucleus.

Pileus 2 to 4 in. broad; stem 1.5 to 3 in. long, 4 to 6 lines thick.

Grassy ground in open places in thin woods. Westport. September.

This species belongs to the subgenus *Dermocybe*. It is a rather large and stout plant and remarkable for the tendency of the epidermis to crack in areas. The thin margin is often split. The species belongs to the same group as *C. caninus* and *C. azureus*, from both of which it differs in its rimose pileus and distant lamellæ. The color of the young pileus is suggestive of that of *Tricholoma personatum*.

Gomphidius nigricans *n. sp.*

Pileus convex or nearly plane, pale brownish-red, covered with a tough gluten which becomes black in drying, flesh firm, whitish; lamellæ distant, decurrent, some of them forked, white becoming smoky-brown, black in the dried plant; stem subequal, longer than the diameter of the pileus, glutinous, solid, at first whitish especially at the top, soon blackish by the drying of the gluten, whitish within, slightly tinged with red toward the base; spores oblong-fusoid, .0006 to .001 in. long, .00024 to .0003 broad.

Pileus 1 to 2 in. broad; stem 1.5 to 2.5 in. long, 2 to 4 lines thick.

Under pine trees. Westport. September.

This species is easily known by the blackening gluten which smears both pileus and stem and even forms a veil by which the lamellæ in the young plant are concealed. In the dried state the whole plant is black.

Hydnum scabripes *n. sp.*

Pileus fleshy, firm, convex, glabrous, pinkish-gray, the decurved margin extending beyond the aculei, flesh white; aculei whitish or subcinereous, becoming ferruginous-brown, decurrent; stem stout, nearly equal, scabrous-dotted; spores subglobose or irregular, somewhat nodulose, colored, .0003 in. broad.

Pileus 4 to 5 in. broad; stem 4 to 5 in. long, about 1 in. thick.

Under hemlock trees, *Tsuga Canadensis*. Elizabethtown. September.

The prominent characters of this species are its peculiar color and its scabrous or rough-dotted stem.

Radulum molare *Fr.*

Dead bark of elm, *Ulmus Americana*. Cooperstown Junction. June.

I have seen no description of this species which gives the spore characters. In our specimens the spores are naviculoid-elliptical, .0003 in. long, .00016 to .0002 broad. Sometimes the plant is effuso-reflexed, in which case the upper surface of the pileus is coarsely strigose or fibrous and somewhat resembles the pileus of *Merulius tremellosus*.

Pyrenochaeta collabens *n. sp.*

Perithecia .014 to .018 in. broad, superficial, crowded or closely gregarious, submembranous, subglobose, often collapsing when old, the upper part sometimes falling away and leaving a cup-shaped base, black, the setæ few, black, mostly near the base of the perithecia; spores narrowly elliptical, nearly colorless, .0003 to .00045 in. long, .00016 to .0002 broad.

Bark and wood of apple tree. Alcove. October to January. *C. L. Shear*.

Vermicularia Hepaticæ *n. sp.*

Perithecia minute, .003 to .004 in. broad, epiphyllous, furnished with black diverging setæ which sometimes have one or two septa near the base; spores narrowly fusiform, slightly curved, acute at each end, .0007 to .0009 in. long, sometimes appearing to be spuriously septate in the middle.

Dead spots on leaves of *Hepatica acutiloba*.

Helderberg mountains. July.

This fungus sometimes occurs in company with *Protomyces fuscus*. It is so small that it is scarcely visible to the naked eye.

Vermicularia Schœnoprasi Auers.

Dead leaves of wild leek, *Allium tricoccum*.
Pierrepont Manor. June.

Sphæropsis ulmicola E. & E.

Dead branches of elm. *Ulmus Americana*. Cooperstown Junction. June.

In our specimens the perithecia are sometimes collected in clusters of two or three as in the genus Haplosporella, and they are erumpent and exposed, not covered by the epidermis. The spores are very pale, almost hyaline. But in other respects they agree well with the description of the typical form.

Diplodia subtectoides n. sp.

Perithecia small, numerous, erumpent, arranged in a somewhat seriate manner or in short interrupted straight or flexuous lines; spores obovate or elliptical, continuous or uniseptate, .0005 to .0006 in. long, .00025 to .0003 broad.

Dead bark of maple, *Acer saccharinum*. Alcove. November. Shear.

This species may be separated from its near relative, *D. subtecta*, by its smaller spores, with simple ones often intermingled with those of normal form.

Septoria centaureicola Brun.

Living leaves of seedling plants of bluebottle, *Centaurea Cyanus*. Menands. November and December.

In our specimens the spores are a little shorter and broader than the dimensions given in the description of the typical form. The plant is therefore designated Variety *brevispora*. Spores .0012 to .0016 in. long, .00012 broad.

Septoria Divaricatæ E. & E.

Living or languishing leaves of divaricate phlox, *Phlox divaricata*. Pierrepont Manor. June.

Tolyposporium bullatum (Schret.)

In the ovaries of barnyard grass, *Panicum crus-galli* var. *muticum*. Whitehall. September.

In our specimens only a few of the ovaries of a panicle are affected. These swell to an unusual size. They are green or greenish externally, and are filled with a mass of olive-brown spores collected in glomerules varying much in size and shape.

Ovularia decipiens Sacc.

Living or languishing leaves of buttercups, *Ranunculus acris*.
Alcove. June and October. Shear.

Cylindrosporium Padi Kurst.

Living leaves of cultivated plum, *Prunus domestica*. Helderberg mountains. September.

Some mycologists appear to have confused *Septoria cerasina* Peck, with this species, but the two are clearly distinct and may easily be separated at a glance. In *S. cerasina* the spores ooze out in a gelatinous mass or in tendrils; in this species they form a white flocculent mass on the surface of the matrix as do other species of this genus.

Cladosporium carpophilum Thum.

On peaches. Menands. August and September. The fungus forms small olive-green spots on the fruit. Sometimes these spots become confluent and form patches. They are often more numerous on one side of the peach than on the other, and the affected side fails to develop as rapidly as the other, giving the fruit a flattened or deformed appearance, and the flesh beneath the fungus is more tough and less succulent than the unaffected part. The fungus is, therefore, to be classed among the injurious species.

Dendryphium nodulosum Sacc.

Dead stems of bleeding heart, *Dicentra spectabilis*. Menands. April.

The fungus bears some resemblance to *Helminthosporium interseminatam*, but is separable even by the naked eye, by reason of its more ferruginous color.

Coniothecium Rubi n. sp

Thinly effused, olive-green; spores coalescing in glomerules varying much in size and in the number of component spores or cells, separate spores .0006 to .0007 in. broad, glomerules about .0016 in. broad.

Injured stems and branches of cultivated raspberry. Menands. April.

The fungus is found in places where the epidermis has been broken or removed by the swaying of the plants in the wind and rubbing against each other. Numerous hyaline elliptical spores about .0003 in. long, .0002 broad, are intermingled with the larger spores of the species.

Sphærella rubina n. sp.

Perithecia minute, .007 to .009 in. broad, commonly gregarious, sometimes forming extended patches, submembranous, obscurely papillate, pertuse, subglobose or depressed, at first covered by the epidermis, becoming superficial when the epidermis falls away, black; asci cylindrical, subsessile, .003 to .0035 in. long, .00015 to .0005 broad; spores uniseriate or subbiseriate, oblong, obtuse, uniseptate, generally constricted in the middle, hyaline, .0006 in. long, .00024 to .0003 broad, the upper cell often a little larger than the lower.

Stems of cultivated raspberries. Menands. April and May.

This species is injurious to the plants it attacks. The affected plants either die from the disease or are so weakened by it that they are winter-killed wholly or in part. Generally the epidermis is whitened over the patches of the fungus, but sometimes brown spots indicate the presence and location of the fungus. The mycelium consists of brown septate filaments. From *Didymella appianata*, which this fungus resembles in some respects, it is separated by the absence of paraphyses.

Diaporthe robusta n. sp.

Pustules numerous, erumpent, surrounded by a black circumsccribing line and covered by a black crust; ostiola obscure or prominent and distinct; asci subfusiform, .003 to .0035 in. long, .0006 broad in the widest part; spores crowded or biseriate, oblong-elliptical, obtuse, strongly constricted in the middle, .0005 to .0007 in. long, .00025 to .0003 broad, each cell usually containing a single large nucleus.

Bark of maple, *Acer saccharinum* and *Acer dasycarpum*. Gansevoort. Peck. Alcove. Shear.

This species is allied to *D. acerina*, but is distinguished from it by the more numerous pustules, larger asci and larger, more obtuse and more strongly constricted spores.

Cucurbitaria Comptoniæ E. & E.

Dead stems of sweet fern, *Comptonia asplenifolia*. Coopers-town Junction. June.

(D.)

REMARKS AND OBSERVATIONS.

Hesperis matronalis L.

This introduced plant is abundant along the Susquehanna river near Binghamton. *W. N. C'ute*.

Rosa blanda Ait.

The fruit of this species is described as globose. On the hills near Elizabethtown, specimens were found in which the fruit was pointed at the base and subpyriform. These were sometimes intermingled with fruit of the normal form, even on the same plant. The stems of some of the plants were quite prickly toward the base. The species is manifestly quite variable, and in this case the variation is toward the western *Rosa Sayi*.

Eupatorium perfoliatum.

A form of this plant occurs near Shokan, in which the flower heads are purplish.

Aster cordifolius L.

The white-rayed form occurs occasionally about Whitehall, also near Westport.

Aster lævis L.

The prevailing form of this beautiful aster, about Whitehall, has all the leaves, except the two or three lower ones, very narrow and tapering from the base to the apex. They are from three to six lines broad and three to six inches long.

Aster paniculatus Lam.

A form grows about Whitehall in which the stems and branches are slender and weak or half reclining, and the flower heads are more scattered than usual.

Aster longifolius Lam.

The plant reported under this name in the Thirty-fourth Report proves to be another species, but what I now take to be

the true species was found along the Oswegatchie river above Cranberry lake and between Sternbergs and "The Plains." It is a northern species, and will probably not be found as far south as the Catskill mountains.

Aster ptarmicoides T. & G.

Rocky ledges east of Whitehall. September.

Bidens connata Muhl.

In the description of this species in the last edition of the Manual, "rays none" is given as one of the prominent characters of the species, and in the description given in Torrey's Flora of New York, it is said that the rays are always wanting. Nevertheless plants of this species having conspicuous ray flowers were found about Whitehall. Also *Bidens cernua* without rays is common there and in other places farther north.

Senecio Robbinsii Oakes.

Rocky cliffs east of Whitehall, in company with *Aster ptarmicoides*.

Thymus Serpyllum L.

Stephentown, Rensselaer county. A. K. Harrison.

Stachys palustris L.

Dry gravelly hillsides. Lebanon Springs. August. Harrison.
This species, according to the botany and as indicated by the name, commonly grows in wet grounds. But in the locality mentioned it has been found only in patches on dry ground. The plants are small and starved in appearance, probably the result of uncongenial surroundings. The form previously referred to this species as variety *aspera* is now classed as a distinct species, and until now the typical form, or true *S. palustris*, has not been represented in the State Herbarium.

Polygonum Douglassii Greene.

This plant grows in thin soil covering rocks on Cobble hill near Elizabethtown. It was first found near the summit, but it occurs also near the base. Its branches are usually rather long, slender and somewhat straggling, bent or crooked. It blossoms as late as September. The sepals are greenish or red. The fruit is drooping and drops easily.

Polygonum nodosum Pers.

Shore of Lake Champlain near Rouses Point. September.

Potamogeton heterophyllus Schreb

Both variety *maximus* and variety *minus* are found in Warner's lake, near East Berne. The latter was in fruiting condition in September, but the former at the same time bore no fruit, although it had flower spikes.

Panicum capillare L. var. flexile Gatt.

Rocky places near Whitehall. September.

Muhlenbergia sobolifera Trin.

This grass is found as far north as Whitehall, where it grows in dry soil about rocky cliffs.

Lycopodium clavatum L.

A singular sterile form of this clubmoss was found by Mr. Harrison near Lebanon Springs. The usual peduncles, instead of terminating in fruiting spikes, are excessively prolonged, some of them being 12 or 14 inches long, and they remain wholly sterile, no fruit spike developing.

Tricholoma terreum Schaff. var. fragrans Peck.

Near Ticonderoga, also near Elizabethtown. September.

If this species was not very variable, the variety here noticed might easily be regarded as a distinct species. It has a decided farinaceous odor and flavor, the pileus becomes paler with age and the young moist flesh, which is brownish, fades to white when dry. The lamellæ are rather thin, close and adnate, and the stem, in some forms at least, is solid and white.

Hebeloma Colvini Pk. var. velatum n. var.

Scattered or caespitose; pileus convex, plane or even slightly depressed, brittle, obtuse or umbonate, adorned with a tomentose veil, which either disappears with age or persists and makes the pileus obscurely floccose-scaly or its margin silky or floccose; lamellæ rather close, subventricose, adnexed; stem equal, brittle, hollow, silky-fibrillose and often somewhat floccose-squamosa toward the base, sometimes annulate with a thick, soft, cottony

ring; spores subelliptical, even, .0004 to .0005 inch long, .00024 to .0003 broad.

Pileus 1 to 2.5 inches broad; stem 1.5 to 2.5 inches long, 2 to 3 lines thick.

Gravelly ground under cottonwood trees, *Populus monilifera*. Rouses Point. September.

Three forms were found growing together. The first and most abundant has the mature pileus glabrous or slightly silky on the margin only; the second has the grayish or reddish-gray pileus adorned with appressed floccose scales; the third differs from the second only in the dark chestnut color of the pileus. The veil is grayish-white and when well developed it adheres partly in fragments to the margin of the pileus and partly as an annulus to the stem. The cavity of the stem is very small. A slight odor like that of radishes is perceptible. The species belongs to the section *Indusiati*. The variety differs from the type especially in its strongly developed veil.

***Poria attenuata* Pk. var. *subincarnata* n. var**

This differs from the typical form in the paler color of the pores. It grows on hemlock bark and forms small patches rarely more than one inch in diameter. Alcove. September. *Shear*.

***Septoria Cucurbitacearum* Sacc.**

A form of this fungus sometimes develops on the fruit of squashes. It produces small orbicular whitish spots on which the perithecia develop. The epidermis on these spots sometimes ruptures in a stellate manner. Menands. November.

***Septoria Dentariæ* Pk. var. *arida* n. var.**

Living leaves of *Dentaria diphylla*. Pierrepont Manor. June. Spots definite, arid, whitish. Otherwise like the type.

(E.)

NEW YORK SPECIES OF CAREX.

By E. C. HOWE, M. D.

The object of the following monograph of the species of *Carex* hitherto found in the State of New York is to aid young botanists in acquiring a knowledge of these interesting but too often much neglected plants. It has been too much the custom to omit

the study of them until nearly every other genus has received attention. That beginners in the study of botany should distrust their ability to cope with these plants is not strange, since both teacher and text-book have sometimes warned them to "beware of this extremely difficult genus, as none but the most experienced should approach it." This should not be so. There certainly are difficulties to be encountered, but they are no more formidable than those with which we meet in other genera, such as *Aster*, *Euphorbia* and *Aspidium*. If we except two or three groups containing two or three species each, and certain allied forms which have been considered good species in one generation and mere varieties in another, and which are now considered species by one botanist and varieties by another, if we except these which are less than a dozen in number, there are no serious difficulties in the study of the carices.

Specimens with mature fruit are desirable and even necessary for the satisfactory identification of species of this genus, for the descriptions are based upon such specimens, the fully developed spikes, perigynia and scales furnishing the most distinctive and reliable specific characters. The perigynia, or a few of them, should be removed from the rachis for study, for in this way their characters are more clearly seen. Ordinarily the achenia or seeds are neglected, but in some instances they furnish important distinguishing characters, and will be a valuable aid to a beginner in deciding upon the identity of certain closely related species. *C. lupulina* and *C. lupuliformis* are cases of this kind.

In the descriptions that follow, the plan is to define the characters of each species fully, clearly and minutely without reference to its likeness to other species. This has been done even at the risk of being thought unnecessarily repetitions. Measurements of the different parts of the plant have been freely given, and it is believed that in many instances they will be found a most satisfactory aid in the identification of the species.

Varieties are compared with the typical form of the species.

Carex L.

Flowers of two kinds, one staminate, consisting of three stamens in the axil of a scale-like bract (scale), the other pistillate, consisting of a pistil terminating in two or three stigmas and forming in maturity a dry hard lenticular or triangular seed

(achenium) enclosed in a thin or membranous seed vessel (perigynium), which is also in the axil of a scale-like bract; both kinds of flowers arranged in spikes which are staminate (sterile) when composed of staminate flowers, pistillate (fertile) when composed of pistillate flowers, and androgynous when composed of both kinds. The spikes may be either sessile or borne on a peduncle, and they are usually subtended by scale-like or foliaceous bracts. When both kinds occur on the same plant the inflorescence is monoecious, on different plants, dioecious. The stems or culms are triangular and solid; leaves three-ranked, narrow, linear or setaceous, often rough on the margins, clasping the stem at the base and forming a closed sheath around it.

Perennial herbs growing chiefly in wet, moist or swampy places, and most of them perfecting their fruit in the first half of the summer season. They may be distinguished from the true grasses by their triangular solid stems, their closed sheaths and their seed being wholly and singly enclosed in a thin seed vessel.

For the sake of brevity the following characters have been employed:

The sign of degrees (°) stands for "foot" or "feet."

The sign of minutes (') stands for "inch" or "inches."

The sign of seconds (") stands for "line" or "lines."

The dash between two numbers stands for "to," and with the numbers indicates the degree of variation in measurement.

SYNOPSIS OF THE GROUPS.

A. Staminate and pistillate flowers in small globose or oblong androgynous spikelets placed one above the other and forming clusters or interrupted spikes or heads at the summit of the culm, or panicle heads (decompound) in 3, 4 and 5. Sometimes the lower spikelets in several species are branched. ANDROGYNEÆ.

* Stigmas 2; achenium lenticular.

† Spikelets staminate at the apex, pistillate below.

Spikelets 2-5 flowered, capitate or in a short interrupted spike; *root-stock extensively creeping.* 1-2.

Spikelets in a close or open panicle or densely clustered in an interrupted spike 1'-4' long or more; perigynia *blackish-brown or tawny.* 3-5.

Spikelets contiguous above, separate below, or all contiguous, sometimes the lower ones compound; perigynia lanceolate, *without a distinct margin*, divergent. 6-7.

Spikelets approximate above, separate below, or all contiguous, (capitate in 10); perigynia *with a distinct margin, widely divergent or reflexed at maturity*. 8-13.

† Spikelets staminate at the base, pistillate above.

Spikelets 3-8, 3-5 flowered, the upper ones approximate or subdistinct, the lowest distinct or remote (capitate in 15), or 12-30 flowered and disposed in an interrupted spike $1\frac{1}{2}'$ - $2\frac{1}{2}'$ long, *silvery green and shining*; perigynia spreading but *not reflexed*. 14-17.

Spikelets 3-, the upper 2 or 3 approximate, separate below, or all contiguous (spikelet single in 18); perigynia slightly concave, *widely divergent or reflexed at maturity*; plants *bright green becoming yellowish*. 18-21.

Spikelets 3-15 or more, aggregated or approximate, or the upper contiguous and the lower separate (clustered in 31); perigynia concave, thin, mostly wide winged-margined, the tips erect or spreading, *not reflexed*. 22-31.

† Staminate and pistillate flowers variously situated; spikelets often wholly sterile or wholly fertile. 32-34.

* Stigmas 3; achenium triangular.

Flowers borne in a *short spike or head*, staminate at the apex, pistillate below; pistillate scales *small, caducous*, the staminate mostly conspicuous. 35-36.

Pistillate scales *green and leaf-like, persistent*, the lowest as long as the spike; perigynia globular, with a long slender beak. 37-39.

B. Staminate and pistillate flowers disposed in separate spikes on the same culm or plant (monoecious), or on separate plants (dicocious), the former frequently androgynous.—*CAREX* proper.

* Stigmas 2 (rarely 3); achenium lenticular.

Plant *diocious*. Sterile spike linear, 5" long or less; fertile spike 3"-5" long, densely flowered; perigynia oblong, reflexed at maturity. 40.

Sterile spikes 1-4, stalked or sessile; fertile spikes 2-5, erect or recurved, sessile or short stalked, densely or subdensely flowered; perigynia with a short point or pointless; scales *blackish-purple or reddish-brown, not awned*. 41-46.

Fertile spikes 2'-4' long, pendulous on stalks 1'-2' in length or more; perigynia slightly turgid, scales *light brown with long rough awns*. 47-48.

* Stigmas 3; achenium triangular.

† Perigynia biconvex, without a beak.

Sterile spike single, (rarely 2 or 3) stalked; fertile spikes 2-4 on *filiform drooping peduncles*, the upper approximate, the lower sometimes distant; perigynia with a minute point or pointless; scales blackish-purple or brown. 49-51.

Spikes 2-5, the upper half or more of the terminal one fertile, sterile below, the others fertile, *sessile or short-stalked, erect*, green or dark purple; perigynia smooth or pubescent. 52-54.

† Perigynia obtusely 3-angled, not compressed, mostly contracted at each end; obtuse or acutish at the apex.

Sterile spike cylindrical, usually fertile at the apex; fertile spikes 2-5, linear or cylindrical, densely or loosely flowered, on *drooping or suberect partly included peduncles* (sessile or short-peduncled and mostly erect in 55); bracts leafy, *usually surpassing the culm*; perigynia ovate-oblong or elliptical, nerved, contracted at each end, the apex entire or pointed and notched. 55-58.

Sterile spike single (sometimes 2 or 3 in 59), clavate, *long-peduncled*; fertile spikes 2-4, *sessile or stalked, erect*, mostly distant, or remote (the upper 2 approximate in 60); bracts *shorter than the culm* or about equaling it in 59 and 63; perigynia with a short terete beak in 61. 59-63.

Sterile spike *short-stalked or sessile*; fertile spikes 2-5, cylindrical or oblong, densely or subdensely flowered, the upper 1 or 2 usually sessile at the base of the sterile spike, the others subdistant or the lowest remote, stalked and erect (all approximate in 64); bracts *leafy, longer than the culm*; perigynia oblong, obovate, or ovate, nerved, without a beak. 64-67.

† Perigynia with a distinct beak.

Sterile spike long or short-stalked; fertile spikes loosely 2-8 flowered, the upper 1 or 2 sessile near the base of the sterile spike, the others distant, sometimes remote, erect, subflexuose; perigynia densely striate-nerved, with a straight or oblique beak; leaves and bracts thin, bright or glaucous green. 68-69.

Sterile spike clavate or linear, sessile or stalked; fertile 2-5, usually the upper one or two sessile at the base of the sterile spike, the others scattered, the lowest often remote, all on short or long peduncles and erect, or sometimes the one or two lower ones spreading; densely or loosely flowered; bracts leafy, partly sheathing, mostly exceeding the culm; perigynia ovate, obovate or suboval, nerved, with a short, abruptly bent, or long tapering recurved bifid beak (the latter short and barely curved in 74; fruit easily detached. 70-74.

†† Perigynia acutely angled.

Sterile spike clavate, short or long-peduncled; fertile spikes 3-5, mostly scattered on long filiform drooping or erect-spreading peduncles. Leaves narrow, three-veined. 75-76.

Sterile spike clavate, stalked; fertile spikes 2-5, mostly distant on erect, partly or wholly included stalks, 3-8 flowered; bracts as long as the sheaths or obsolete. Leaves 3"-12" wide or more, three-veined, (narrow and one-veined in 80). 77-80.

†† Perigynia obtusely angled.

Sterile spike linear, $\frac{1}{2}$ " wide; fertile spikes small, erect or drooping; bracts obsolete, or leafy and equaling their sheaths; perigynia minute, light or olive-brown. Leaves setaceous, or involute when old 81-82.

Plant *diocious*. Fertile spike cylindrical, dark purple; perigynia ovate, *densely pubescent*. A mountain species. 83.

Sterile spike clavate or linear, sessile or short-peduncled; fertile spikes 1-5, the upper one or two near the sterile, the others subapproximate or sometimes subdistant and the lowest remote, (umbellate in 84), 3-10 densely or subloosely flowered, globose or short oblong, mostly sessile; perigynia subrotund, suboval, obovate or ovate, *densely or lightly pubescent*, with an abrupt bifid beak; bracts mostly scale-like, sometimes short leaf-like, (perigynia acutely angled in 93.) 84-93.

†† Perigynia slightly inflated.

Sterile spike clavate or linear, stalked, often fertile at the apex; fertile spikes 2-4, straight or flexuose, cylindrical or subclavate, densely or loosely flowered; bracts leaf-like, the lowest sheathing, mostly exceeding the culm, (the upper ones setaceous in 98); perigynia three-angled, ovate or spindle-shaped, with a long or short tapering beak. 94-98.

†† Perigynia moderately inflated.

Sterile spikes 1-5, stalked or sessile; fertile spikes 2-5, cylindrical or ovoid, densely flowered, approximate above and distant and remote below, short peduncled or sessile, erect or the lower sometimes long-peduncled and spreading; bracts shorter or longer than the culm; perigynia ovoid or oblong-conical, nerved, densely hairy or smooth, with a short bidentate beak: mostly coriaceous in texture, (granular dotted and thin in 103). 99-106.

Sterile spikes 1-5, stalked; fertile spikes 2-5, cylindrical, densely or subdensely flowered, erect on short stalks or sessile; perigynia ovate lanceolate, smooth or hairy, with a long tapering *deeply-cleft beak*, the awn-like teeth mostly recurved; perigynia *not reflexed*. 107-109.

Sterile spike single; fertile spikes 2-4, cylindrical, on long drooping peduncles; perigynia narrowly lanceolate, with a long deeply-cleft beak, the awn-like teeth spreading or recurved; perigynia *strongly reflexed* at maturity. 110-111.

†† Perigynia much inflated.

Sterile spike solitary, (very rarely 2), stalked; fertile spikes 2-5, cylindrical, densely flowered, the upper 2 sessile or nearly so, ascending, the others subdistant, short-stalked and horizontally spreading or all separate on drooping peduncles, the lowest sometimes remote, 2' long or more, 5"-6" wide; perigynia *ovoid*, nerved, with a long bifid beak, *horizontally spreading* at maturity, *having a comose appearance*. A mountain species (114) has 1-3 straw-colored spikes, sessile, erect or ascending, 3' wide, with ascending perigynia. 112-114.

Sterile spike long and sometimes long-peduncled; fertile spikes $1\frac{1}{2}$ - $2\frac{1}{2}$ ' long, 9"-12" wide on stiff erect stalks or sessile; perigynia *ventricose and stipitate*, 6" in length or more. Spikes *hop-like in aspect*. 115-116.

Sterile spike single (sometimes 2 in 122), stalked or sessile; fertile spikes 1-6, globular, ovoid or oblong, compactly or loosely flowered, the upper two sometimes contiguous, the others separate, or all distant or remote, sessile or pedunculate, rigidly erect, bright or yellowish green; bracts with or without sheaths, mostly surpassing the culm; perigynia ovoid or lanceolate from an ovate base, or awl-shaped, nerved, smooth, with a *long tapering bidentate, or short notched beak*, horizontally spreading or reflexed at maturity. 117-125.

Spikes 1-4, rarely 5, the *upper half or more of the terminal one fertile*, sterile below, the others all fertile, cylindrical, 9"-12" long, 4"-6" wide, stalked, erect; perigynia with a *slender beak longer than the body*, horizontally spreading when mature. 126.

Sterile spikes 1-5, clavate or cylindrical, stalked, sometimes androgynous; fertile spikes 1-5, clustered or scattered, or the upper 2 approximate, the others subdistant or distant, pedunculate or sessile, mostly erect or ascending (pendulous and loosely flowered in 133) the lowest sometimes spreading, densely flowered, frequently sterile at the apex, cylindrical or oblong; perigynia globular-ovoid or ovate-lanceolate, nerved or nerveless, mostly much-inflated and thin, straw-colored or tawny, ascending, widely divergent or reflexed, with a tapering bidentate beak, the latter needle shaped in 133. 127-133.

DESCRIPTIONS OF GROUPS AND SPECIES.

A. Staminate and pistillate flowers intermingled in small globular or oblong spikelets which form clusters, heads or spikes or are panicle in 3, 4 and 5.

Stigmas 2; *achénium* *lenticular*.

Spikelets staminate above, pistillate below.

Inflorescence simple, both staminate and pistillate flowers found in the same spike or spikelets.

Spikelets 2-6, 2-5 flowered, in a short interrupted spike, or aggregated in an ovoid head; perigynia ovate, nerved, of a thick coriaceous texture, with a minute entire or notched point; bracts scale-like, the lowest bristle pointed; rootstock extensively creeping.

Culms slender, leafy at base; spikelets distant.... . tenella.

Culms rigid, naked; spikelets capitate..... chordorhiza.

1. *Carex tenella* Schk.

Stems 6'-18' high, slender, erect or spreading, rough above; leaves about equaling the culm, $\frac{1}{2}$ " wide or less, thin, slightly rough on the margins, the loosely tufted radical leaves longer, about 1" wide, suberect or spreading; spike $\frac{1}{2}$ '-1' long; spikelets 2-4, separate, the lowest usually with a bristle-shaped bract $\frac{1}{2}$ '-1' in length, 1-4 flowered, the highest rarely 6 flowered; perigynia ovate or elliptical, subterete, $1\frac{1}{2}$ " long, prominently finely nerved, the

apex tipped with a short entire point; scale ovate, acute or mucronate, thin, white, about one-half the length of the perigynium.

Readily distinguished by the naked or unprotected appearance of the well-rounded perigynia.

A small form occurs which is 4'-6' high, rather rigid, with 3-5 spikelets and the bristle shaped bract of the lowest spikelet often wanting.

Swamps and wet places. Not rare. June.

2. *Carex chordorhiza Ehrh.*

Stems 6'-18' high, erect, smooth, naked, or the prominent basal sheaths terminating in narrow blades $\frac{1}{2}$ '-1' in length; leaf-stems branching and rooting at the base, springing from the large creeping rootstock, 3'-5' high; leaves variable in length, the lower $\frac{1}{2}$ '-2' long, those above, usually partly tufted, 3'-6' in length, erect or spreading, 1" wide or less, flat or involute, rough margined; spikelets 3-5, aggregated in an ovoid head 3'-6" long, brown; perigynia elliptical-ovate, biconvex, nerved, 1 $\frac{1}{2}$ " long, contracted into a short entire or notched beak about the length of the ovate, acute brown scale; bracts scale-like and inconspicuous except the lowest which is sometimes short setaceous.

Easily determined by its chord-like, extensively creeping rootstock.

Sphagnous swamps and swampy shores of lakes and streams. Rare. July. Herkimer, Oneida and Seneca counties, and boggy margins of lakes in the North woods *Paine's Catalogue*.

Inflorescence branched, the spikelets paniced or densely clustered.

Perigynia biconvex, blackish, shining.	1
Perigynia compressed-ovate, not shining.	vulpinoidea.
1 Perigynia ovate, stipitate.	teretiusecula.
1 Perigynia obovate, sessile.	decomposita.

3. *Carex teretiusecula Good.*

Stems 18'-30' high, slender, erect, obtusely angled, rough near the spike; leaves usually shorter than the culm, 1"-1 $\frac{1}{2}$ " wide, somewhat involute when dry, rough on the edges; spike paniced, 1'-2' long, brown; spikelets small, crowded on short

appressed branches, or the 2 lower sometimes distinct; bracts scale-like, acuminate, the lowest bristle-pointed; perigynia stipitate, somewhat thick and corky, ovate, faintly nerved at the truncate base, dark-brown and shining, tapering above into a slender, bifid, greenish beak, nearly covered by the ovate acute brown scale.

The small, short-stalked, ovate, acuminate, shining perigynia, as well as the short, appressed branches of the narrow panicle distinguish this species. Not rare in swampy fields. June.

Var. *ramosa* *Boott.* Head longer and somewhat nodding, spikelets compound, sometimes on appressed branches, looser or more scattered. Albany county.

4. *Carex decomposita* *Muhl.*

Stems 20'-36' high, flaccid, erect or spreading, smooth; leaves exceeding the culm, stiff, channeled below, 2"-3" wide, rough-margined, filiform at the end; spike decomposed, 2'-5' long, dark or sometimes blackish-brown when mature; spikelets numerous on spreading branches, the lower of which are distinct or sometimes separated $\frac{1}{8}$ '- $\frac{1}{4}$ ' or more and 1'-2' long, those above shorter and less distant, gradually tapering to the dense apex; bracts of the long branches green and filiform, the others scale-like and awn-pointed; perigynia sessile, thick, corky, rounded or obovate, biconvex, nerved on both sides, dark-brown and shining, abruptly contracted into a short bifid beak; scale thin, ovate, pointed or cuspidate, tawny or brownish.

This species differs from others of similar growth in its thick, nearly round stem, in its stiff, long, slender-pointed leaves, and especially in its paniced spikelets.

Swamps. July. Very rare or local. Yates and Seneca counties. *Paine's Catalogue.*

5. *Carex vulpinoidea* *Mr.*

Stems $1\frac{1}{2}$ '-2 $\frac{1}{4}$ ' high, firm and erect, acutely angled and rough above the smooth terete base; leaves rough-margined, $1\frac{1}{2}$ "-2" wide, slender pointed and often surpassing the culm; spike $\frac{1}{2}$ '-4' long, dull brown or sometimes with a tinge of green; spikelets clustered on branches 3"-9" long, usually densely aggregated above, in the lower half the clusters are mostly 3"-6" apart;

bracts prominent, bristle-form or the lower filiform and sometimes exceeding the culm; perigynia ovate-acuminate or ovate-lanceolate, flat beneath, 2-3 nerved above, contracted into a narrow bifid rough-margined beak, about as long as the ovate awn-pointed scale, widely divergent at maturity.

A coarse, homely species, somewhat variable, but the main characters are too manifest to be confounded with any other species.

Common in swamps, ditches and fields. June.

Inflorescence simple or the lower spikelets sometimes branched; perigynia plano convex, stipitate, thin, spongy at the base, marginless.

Spikes brown, perigynia compressed-ovate alopecoidea.
Spikes green, perigynia teretish-lanceolate stipata.

6. *Carex stipata* *Muhl.*

Stems $1\frac{1}{2}$ - 3' high, erect, flaccid, the acute angles rough above the middle; leaves about as long as the culm, $1\frac{1}{2}$ "-2 $\frac{1}{4}$ " wide, smooth, rough-margined; spikes 1' 3' long or more, light green; spikelets 6-15, ovoid or oblong, contiguous above, the lower separate and sometimes branched, the lowest often $\frac{1}{2}$ '-1' in length; bracts bristle-form and inconspicuous or the lowest $\frac{1}{4}$ '-1' long; perigynia subterete, lanceolate, prominently nerved, 2" long, tapering from a stalked truncate base into a slender rough-margined bifid beak twice longer than the body, widely diverging at maturity; scale lanceolate, thin, light brown, about one-half the length of the perigynium.

Very easily determined by the fruit, or by the color and bristly appearance of the spikes.

Everywhere common in swampy fields. June.

Var. *erassieurta* *Peck n. var.* Spikelets 7-12, aggregated in an ovoid or oblong head 9"-12" long, the perigynia horizontally spreading or somewhat deflexed at the base, giving the spike an unusually bristly appearance. This well-marked variety is of a deeper green, and has a more rigid aspect than the type, whereby it may be readily recognized.

Var. *subsecuta* *Peck n. var.* Spikes 2 $\frac{1}{2}$ '-3 $\frac{1}{2}$ ' long; spikelets 9-12, globular, or the lower short-oblong, all conspicuously distinct, pale green, mostly smaller than the type, but otherwise agreeing with it.

7. *Carex alopecoidea* *Tuckerm.*

Stems 18'-30' high, erect, acutely angled, flaccid, rough on the angles above; leaves about the length of the culm, erect-spreading, $1\frac{1}{2}$ "-2 $\frac{1}{2}$ " wide, rough beneath and on the margins; spike $\frac{1}{2}$ '-1 $\frac{1}{2}$ ' long, brown; spikelets 6-10, mostly aggregated, or the lower 2 or 3 sometimes distinct, the lowest sometimes with a few-flowered branch, ovoid or oblong, 2 $\frac{1}{2}$ "-3" long; bracts bristle-shaped, the 1 or 2 lower $\frac{1}{4}$ '-1' in length; perigynia compressed-ovate, stalked and truncate or subcordate at the base, obscurely nerved on the upper surface, tapering into a flat rough-margined bifid beak, more or less divergent at maturity; scale ovate, acute or cuspidate, brown with whitish margins above the middle, nearly covering the brown, or sometimes greenish, perigynium.

Distinguished by its brown spike and compressed, stalked, obscurely nerved fruit. Not common. Mostly in the central and western part of the State; rare in the eastern part. June, July.

Spikelets more or less aggregated, light or deep green (brownish in 13 when mature); perigynia compressed, sessile, distinctly margined.

Leaves 2"-4" wide	1
Leaves less than 2" wide	2
1 Spikelets distinct below	sparganioides.
1 Spikelets contiguous or aggregated	cephaloidea.
2 Spikelets densely aggregated in an ovoid head	cephalophora.
2 Spikelets contiguous in an oblong head or approximate above, distinct below	3
3 Perigynia orbicular-ovate	Muhlenbergii.
3 Perigynia ovate-lanceolate	4
4 Beak of perigynia rough-margined	rosea.
4 Beak of perigynia smooth	retroflexa.

8. *Carex sparganioides* *Muhl.*

Stems 18'-36' high, erect, robust, smooth, except near the top; leaves numerous, light green, smooth except on the edges, 2"-4" wide, shorter or longer than the culm, the longest with filiform extremities; spikes 2 $\frac{1}{2}$ '-6' long, strict; spikelets 5-12, the 3 or 4 upper globose, aggregated, the others more or less oblong, $\frac{1}{4}$ '-1'

apart, the 2 or 3 lower 4"-8" in length, $2\frac{1}{2}$ "-3" thick, sometimes branched, slightly spreading on the straight or flexuose rachis; bracts bristle-shaped, inconspicuous; perigynia $1\frac{1}{2}$ " long, broadly ovate, margined, nerveless, tapering or contracted into a short rough-edged, bidentate beak, usually divergent but not reflexed at maturity; scale thin, white, ovate, acute or cuspidate, about one-half as long as the perigynium.

A reduced form, 18'-20' high, with closer spikelets, usually occurring in glades and on shaded rocky banks, is Var. minor *Boott.* This robust, handsome species is readily known by its ample graceful foliage and large strict spikes.

Common in rich soil about woods and in copses. June, July.

9. *Carex cephaloidea* *Des.*

Stems 2'-3' high, slender, erect or weak and somewhat spreading, flaccid, the upper half rough on the angles, smooth below; leaves shorter than the culm, 2"-3" wide, thin, smooth, rough-margined, dark green; spikes $\frac{1}{2}$ '-1' in length, rarely capitate; spikelets 4-7, globose, contiguous, the two lower sometimes distinct or 2" apart, $2\frac{1}{2}$ " long and broad, ascending; bracts inconspicuous; perigynia $1\frac{1}{2}$ " long or more, nerveless, dark green, soft, ovate-lanceolate, tapering into a flat, rough-edged, bidentate beak, spreading at maturity; scale thin, white, short-ovate, blunt, mucronate, about half as long as the perigynium; achenium obovate; style slightly enlarged at base.

Moist or swampy places, mostly in woods or copses. June, July.

In the eastern part of the State this species is less common than the preceding one to which it has sometimes been added as a variety, but from which it is easily separated by its spikelets being collected in an oblong head. From *C. Muhlenbergii* it is distinguished especially by its broader leaves.

10. *Carex cephalophora* *Muhl.*

Stems 10'-30' high, stiff, erect, smooth or a little rough near the head, often branched at base as if stoloniferous; leaves rather stiff, the longest sometimes exceeding the culm, gradually tapering to a setaceous point, 1"- $1\frac{1}{4}$ " wide, smooth or the margins slightly rough; spike capitate, ovate or short oblong, 3"-9" long, pale green; spikelets 4-6, globose, densely aggregated, spreading; bracts

setaceous, 3"-6" long, the upper mostly concealed by the crowded spikelets; perigynia $1\frac{1}{2}$ " long, firm, sometimes faintly nerved near the distinct margin, round-ovate, tapering into a short, rough edged, bidentate beak, widely spreading at maturity; scale white, thin, ovate, with a rough-awned point, a little smaller than the perigynium; achenium round-ovate, the short style with a conic base.

This is one of our commonest species and can not be confounded with any other. It grows in open fields and in and about woods and copses. June.

From forms of *C. Muhlenbergii*, which sometimes approach it in the shape and size of the head, it is easily separated by its smaller perigynia.

11. *Carex Muhlenbergii* Schk.

Stems 15'-30' high, firm, erect, triangular, rough on the angles near the head, smooth below; leaves shorter than the culm, $1\frac{1}{2}$ "-2" wide, open, flat, or sometimes slightly involute, smooth except on the margins, the ends slender and setaceous; spike $\frac{1}{2}$ '-1 $\frac{1}{2}$ ' in length, 3" broad or more, green; spikelets 4-9, globose, contiguous, 2"-3" long, spreading or the 3 upper erect; bracts bristle-shaped, conspicuous, 3"-6" long; perigynia $1\frac{1}{2}$ "-2" long, firm, broadly round-ovate, strongly nerved on both sides, terminating in a short, rough-margined, bidentate beak, spreading but not reflexed; scale ovate, pointed or rough-awned, about as long as the perigynium; achenium round-ovate, the short style with a conical base.

Common; growing in a variety of soil, but especially in light sandy or sterile places. In some forms the head is ovate, resembling that of the preceding species. June.

Var. *enervis* Boott. Differs from the type in its slender, spreading, sometimes reclining stems, its soft leaves 1" wide, and its shorter spike and fewer-flowered spikelets, its smaller, less firm, exactly ovate, nerveless perigynia, the scale thin, mostly smooth-pointed or mucronate. This slender form is, perhaps, peculiar to south-eastern New York (Westchester county), where it inhabits open and slightly shaded grounds. The form which differs from the type only in its nerveless perigynia (Gray's Man.) occurs farther north. Rensselaer county.

12. *Carex rosea* Schk

Stems usually clustered, 1° 2' high, slender, erect, smooth; leaves shorter or longer than the culm, $\frac{1}{2}$ "-1" wide, smooth, rough-margined; spikes 1'-1 $\frac{3}{4}$ ' long, green; spikelets 4-6, globose, the 2 or 3 upper contiguous, the others 2'-9" apart, 5-12 flowered; bracts bristle-shaped or filiform, extending from an ovoid or deltoid base $\frac{1}{4}$ '-2 $\frac{1}{2}$ '; perigynia lanceolate, thin, nerveless, gradually tapering to a flat rough edged bidentate beak, twice longer than the broad blunt thin white scale; achenium ovate, apiculate.

The base of the beak above is usually clearly defined by an abrupt depression of the perigynium. The fruit is strongly divergent or reflexed at maturity.

Very common and variable. Woods and open places. June.

Var. *radiata* Dew. Culms almost capillary, 6'-12' high, the leaves often longer, $\frac{1}{2}$ "-1" wide, the spikelets 2-4 flowered, the 1 or 2 lower often distant, each subtended by a filiform bract exceeding the culm; perigynia oval-lanceolate, erect or spreading; scale broadly ovate, obtuse or acutish, sometimes mucronate.

Var. *minor* Boott. This differs from the last in its larger and longer culms, and its erect or ascending perigynia, their scales ovate, acute or mucronate, or sometimes rough-cuspidate.

Var. *pusilla* Peck, n. var. Stems 3'-8' high, stiff, smooth; leaves a little longer than the culm, $\frac{1}{2}$ " wide, rough-margined; spikelets 2-4, the upper 2 contiguous, the others $\frac{1}{4}$ ' apart, the lowest usually with a setaceous bract $\frac{1}{2}$ '-1' long, 3-9 flowered; perigynia ovate-oblong, about one-third longer than the ovate obtuse or acutish scale, divergent but not reflexed.

Var. *staminata* Peck, n. var. Stems 15'-20' high, slender and somewhat spreading; leaves $\frac{1}{2}$ "- $\frac{3}{4}$ " wide; spikelets 1-5 flowered, each with the staminate portion conspicuous and persistent, the mature perigynia horizontally spreading or reflexed.

13. *Carex retroflexa* Muhl.

Stems tufted, 6'-18' high, firm, erect, smooth; leaves mostly shorter than the culm, $\frac{1}{2}$ "-1" wide, smooth, rough-margined; spikes 4"-10" or more in length, light green, becoming brown when mature; spikelets 3-8, globose, 3-9 flowered, the upper contiguous, the 1 or 2 lower sometimes 2'-3" apart, the lowest with

a setaceous or filiform bract $3''-2\frac{1}{2}'$ long; perigynia ovate-acuminate or lanceolate, with a thick, spongy base, nerveless, tapering into a smooth margined bifid beak, a little longer than the ovate obtuse or pointed brown scale, reflexed at maturity; achenium broadly ovate, apiculate.

Separated from the last by its more rigid culms, its more aggregate spikelets, and by its smooth-beaked fruit.

Open woods and fields. Infrequent. June. It occurs chiefly in the southern central and western parts of the State. It is rare or wanting in the northern and eastern parts.

Spikelets pistillate above, staminate at the base.

Leaves mostly narrow, soft and spreading, shorter than the culm; spikelets 3-8, approximate or more or less distant, (capitate in 15), silvery-green; perigynia plano-convex, ovate, somewhat coriaceous or thickened at the base, turning silvery or brownish when mature; bracts scale-like or bristleform.

Spikelets commonly 10-30 flowered or more	canescens.
Spikelets commonly 2-5 flowered	1
1 Spikelets aggregated in a dense head	tenuiflora.
1 Spikelets not aggregated	2
2 Leaves less than 1" wide	trisperma.
2 Leaves more than 1" wide	Deweyana.

14. *Carex trisperma* Desv.

Stems $1^{\circ}-2^{\circ}$ high, very slender, spreading, sometimes prostrate, smooth; leaves shorter than the culm, about $\frac{1}{2}''$ wide, smooth except the margins, flat, soft and thin; spikelets 2-3, the 2 upper $\frac{1}{4}'-1'$ apart or all $1'-2\frac{1}{2}'$ distant, the lower with filiform bracts $\frac{1}{2}'-2\frac{1}{2}'$ long, the highest sometimes with a setaceous bract $3''-5''$ in length, 2-4 flowered; perigynia oblong-ovate, prominently finely nerved on both sides, thick or coriaceous, suberect, terminating in a short entire beak; scale oblong-ovate, pointed or obtusish, usually shorter than the perigynium, achenium elliptical, the base tapering.

Swamps and wet places. Common. June, July.

A form is sometimes found in sphagnous swamps with almost filiform leaves.

15. *Carex tenuiflora* Wahl.

Stems 6'-18' high, slender or capillary, erect or spreading, mostly naked, smooth; leaves smooth, flat and involute, $\frac{1}{2}$ "-1" wide, usually shorter than the culm; spike capitate, silvery green, becoming whitish at maturity; spikelets 2-4, 3-5 flowered, aggregated in an ovoid head, or rarely the lowest 2'-3" distant; bracts bristle-form, mostly shorter than the spike; perigynia ovate-oblong, thick, nerved, light-brown, beakless, nearly covered by the ovate-oblong whitish scale.

Stems tufted and branched at base, the shortest often firm and erect, the longest flexile.

The silvery-green spikelets collected in a head distinguish this very rare or local species. It has been reported from Oneida and St. Lawrence counties. June.

16. *Carex Deweyana* Schreb.

Stems 1°-2° high, slender, erect or diffuse, smooth; leaves numerous, smooth, slightly rough-edged, 1"-1 $\frac{1}{2}$ " wide, shorter than the culm, pale green becoming yellowish with age; spikes 9"-2' long, flexuous; spikelets 2-4, the 2 or 3 upper ones approximate, the lowest distant or subdistant, 2-6 flowered, silvery-green; bracts bristle-shaped or filiform, the 2 lower sometimes exceeding the culm; perigynia oblong-ovate, acuminate, obscurely nerved, thin, 2' long, with a long, rough-margined, bidentate beak; scale thin, whitish, oblong-acuminate or rough awned, as long as the perigynium.

Woods and open places. Common. June.

Easily recognized by the somewhat bristly aspect of the soft silvery spikelets and the somewhat drooping or flexuous character of the spike.

17. *Carex canescens* L.

Stems 15'-30' high, erect, rough above the middle; leaves glaucous, smooth, the margins rough, 1"-1 $\frac{1}{2}$ " wide, the extremities filiform, shorter than the culm, or the radical ones sometimes exceeding it; spikes 1 $\frac{1}{4}$ '-3' long; spikelets 4-8, densely 10 to 30 flowered, ovoid or globose, the 2 or 3 upper ones approximate, the others 3"-12" apart, all more or less contracted at the base, silvery-green; bracts scale-like, sometimes with a bristle-shaped

prolongation, or the lowest setaceous or leaf-like; perigynia ovate, nerved at the base, minutely punctate, whitish, tapering into a short bifid or entire beak, divergent at maturity, a little longer than the ovate, acute or obtuse scale; achenium elliptical.

Swamps and low wet places. Very common. May, June.

Readily determined by its silvery spikes and glaucous-green foliage. Small, slender forms with fewer flowered spikelets, but glaucous foliage approach the following variety. A form occurs in Suffolk county in which the terminal spikelet is wholly staminate or bears but few perigynia.

Var. *vulgaris* Bailey. Differs from the type in its more slender, erect, or diffuse stems; its narrower, green, not glaucous, leaves; its fewer and smaller spikelets, with fewer flowers, and in its green, horizontally-spreading perigynia with more pronounced beaks and shorter scales.

Var. *alpicola* Wahl. Stems 6'-15' high, firm, erect or spreading; leaves green, 1" wide; spikelets 3-5, globular, 6-15 flowered, the lowest sometimes with a filiform bract 2'-2½' long, sometimes the next above with a bristle-shaped bract ½' or more in length; perigynia green with brown spots or tawny; otherwise as in the preceding. A lowland form has capillary stems 15'-20' high, leaves ½" wide or less; perigynia green slightly dashed with brown.

Spikelets 3-8 (single in 18) ovoid or oblong, approximate above, interrupted below, or all scattered; perigynia slightly concave, rough or smooth-margined, nerved or nerveless, usually strongly reflexed at maturity; bracts bristle-form or rarely the lowest leaf-like. Plants rather rigid, green, often becoming yellowish with age. In all the species of this group the terminal spikelet appears to be stalked, the lower part being much contracted and clothed with the scales of the staminate flowers.

Perigynia ovate, small	1
Perigynia ovate or ovate-lanceolate, large	2
1 Spikelets scattered; perigynia with a short smooth beak...	seorsa.
1 Spikelets contiguous or approximate, perigynia rough-beaked.....	interior.
2 Spikelet single, sometimes wholly fertile or wholly sterile,	exilis.
2 Spikelets approximate or scattered.....	sterilis.

18. *Carex exilis* Desv.

Stems 1'-2° high, firm, erect or suberect, rough above; leaves involute, stiff, smooth, as long as the culm, or much shorter; spikes densely flowered, cylindrical or short oblong, contracted at the base by the numerous scales of the staminate flowers, sometimes wholly staminate or wholly pistillate, $\frac{1}{4}$ '-1' long, light brown; perigynia ovate-lanceolate, few-nerved above, spreading, tapering to a flat, rough-margined bidentate beak, a little longer than the ovate-lanceolate scale.

Cold swamps in the northern and eastern parts of the State; also on Long Island. Rare. June, July.

This is a very distinct and easily recognized species. Sometimes an additional spike or two may develop at the base of the usual one.

19. *Carex sterilis* Willd.

Stems 15'-30' high, firm, erect, rough above; leaves rough on the edges, longer or shorter than the culm, 1"-2" broad, sometimes involute above; spike $\frac{1}{2}$ '-1 $\frac{1}{2}$ ' long, strict or flexuous, yellowish-green or tawny; spikelets 3-6, globose, 2"-3" in length and thickness, 1 $\frac{1}{2}$ "-3" apart, or the upper 2 or 3 contiguous, the terminal contracted below and stalk-like from the several staminate scales, or sometimes all staminate or again each spikelet partly or wholly sterile; bracts scale like or bristleform, the latter $\frac{1}{4}$ '-1' in length; perigynia variable, ovate or evenly lanceolate, subcordate, one or both surfaces nerved, contracted into a short or long, narrow, rough-margined, sharply toothed beak, widely divergent at maturity; scale ovate, obtuse or acute, whitish or brown, shorter than the perigynium; achenium ovate.

Culms with a single sterile spike frequently occur, and more rarely with the lower half of the spike fertile. The perigynia are mostly thin, but sometimes spongy at the base, strongly divergent at maturity, their bristling tips occasionally bent or deflexed.

Swamps and wet places. Very common. May, June.

Var. *excelsior* Bailey. Differs from the type in its taller, more slender culms, mostly 2°-2 $\frac{1}{2}$ ° high; its larger, greener, more scattered spikelets, 3"-4" long; its larger perigynia prominently nerved on both sides, and in its oblong-ovate, acute or pointed scale.

This and the following varieties constitute the species *C. stellulata* L. of Gray's Man., 5th ed.

Common in swamps and wet meadows.

Var. *cephalantha* Bailey. Resembles the last, but has stouter, stiffer culms, 1°-2° high; spikes 1½'-2' long; spikelets 5-8, 15-30 flowered, 3"-4" long, aggregated or approximate, sometimes becoming yellowish with age; perigynia horizontally spreading at maturity.

Long Island. May, June.

Var. *aequidistans* *Peck n. var.* Stems 12'-30' high, rough, stout, or rarely slender; spikes 1½'-2½' long; spikelets 4-6, 15-30 flowered, globular or oblong, 3"-6" apart; perigynia horizontally spreading, usually the lower ones deflexed.

Wet places. Oneida and Essex counties. June, July.

Var. *angustata* Bailey. Stems 3'-12' high, very slender, wiry, erect, the setaceous or flat leaves less than ½" wide; the 2-4 spikelets 2"-3" apart, 2-6 flowered, the terminal erect or oblique; perigynia lanceolate, nerved, tapering into a long, slender bifid beak much longer than the scale. Easily recognized by its spikelets. (*C. stellulata* var. *angustata* Carey).

In swamps and wet meadows. Infrequent except in the northern part of the State where it is common in swamps and wet places. June, July.

20. *Carex interior* Bailey.

Stems 8'-20' high, erect, rough near the spike; leaves mostly shorter than the culm, ½"-1" wide, sometimes involute when dry; spikes 3'-6" in length, greenish brown; spikelets 2-4, contiguous, or 2"-3" distant, the terminal one plainly staminate at the base, 4-10 flowered, a little divergent at maturity; bracts scale-like or bristleform; perigynia widely spreading, small, ovate, nerved on the upper side, thick and spongy at the round or subcordate base, ¾"-1" long, contracted into a slender rough-margined bifid beak, longer than the ovate, acute or obtuse brown white-margined scale.

Swamps and wet places. Common in the central counties of the State. June.

Var. *capillacea* Bailey. Slender, 6'-16' high, stems and leaves capillary; "perigynia broader and more conspicuously nerved on both sides." In our specimens the two lower spike-

lets are often 3"-4" apart, the perigynia nerveless or obscurely nerved on the upper surface only, and widely divergent at maturity, agreeing with a form occurring in West Albany and Junius, having slightly wider leaves ($\frac{1}{2}$ " wide or less) which connects the variety and the type.

Low grounds along streams and shores. Long Island. May, June.

21. *Carex seorsa* *Howe*.

Stems 1°-2° high, slender, erect, smooth; leaves mostly a little shorter than the culm, 1"-1 $\frac{1}{2}$ " wide, rough-margined; spike 1"-2 $\frac{1}{2}$ " long, erect, green; spikelets 4-6, 6-20 flowered, globular or oblong, 2"-2 $\frac{1}{2}$ " long, the upper two approximate, the others scattered, the lowest $\frac{1}{2}$ "-1' distant from the next above, usually subtended by a bristle form bract, rarely by a leafy one 1 $\frac{1}{2}$ " long; the terminal spikelet pistillate at the apex, rarely wholly staminate; perigynia small, broadly ovate, nerved on both sides, contracted into a short, smooth-margined, bifid beak, much longer than the green and brown white-margined subacute scale.

Swampy woods and groves. May, June. Lansingburgh, Rensselaer county. *Howe*. East Islip, Suffolk county, and near Rome, Oneida county. *Peck*.

This species grows in tufts and is separated from *C. interior* by its taller, stouter culms, its longer spikes, more numerous and more scattered spikelets, and by its smooth-beaked perigynia.

Spikelets 2-15 or more, approximate or more or less aggregated, ovate, obovoid, globular or clavate, sessile, erect or spreading, green, fulvous or silvery-green, whitish or tawny; perigynia concavo-convex, ovate, obovate or lanceolate, mostly nerved, prominently wing-margined, with a flat mostly rough-margined bifid beak.

Perigynia ovate-lanceolate, narrowly winged.	mirabilis.
Perigynia linear-lanceolate or narrowly lanceolate	1
Perigynia orbicular-ovate, broadly winged.	2
1 Spikelets in a dense cluster partly concealed by long bracts.	syncephala.
1 Spikelets contiguous, bracts not concealing them	3
3 Spikelets densely aggregated, perigynia widely spreading or reflexed.	cristata.
3 Spikelets contiguous or aggregated, perigynia not reflexed	4

4 Spikelets 8-15 obovoid, tips of perigynia ascending.	tribuloides.
4 Spikelets 4-8, ovate, acute, perigynia erect.	scoparia.
2 Spikes often drooping, spikelets green or fulvous, perigynia loose, ascending.	straminea.
2 Spikes mostly erect, spikelets with a slight yellowish tinge, silvery-green, whitish or fulvous.	5
5 Spikelets globose-ovate, acutish, perigynia erect.	albulutescens.
5 Spikelets whitish, silvery-green or fulvous.	6
6 Spikelets obovoid, perigynia somewhat spreading.	fœnea.
6 Spikelets 5"-10" long, ovoid or clavate.	7
7 Spikelets whitish, perigynia appressed.	silicea.
7 Spikelets straw-colored, perigynia ascending.	alata.

22. *Carex cristata* Schw.

Stems 2°-3° high, stout, acutely angled, rough above the middle, prominently leafy; leaves shorter or longer than the culm, their sheaths enlarged upward, 2"-3" wide, scabrous on the margins; spike $\frac{3}{4}$ "-1 $\frac{1}{2}$ " in length, erect or oblique, cristate; spikelets 7-12 or more, globular, densely aggregated, squarrose, the lowest with a setaceous or sometimes leafy bract 1'-2 $\frac{1}{2}$ ' long; perigynia elliptical-lanceolate, winged, nerved, tapering from the middle to a rough-edged bidentate beak, recurved or spreading at maturity; scale lanceolate, obtusish, brown, one-third shorter than the perigynium; achenium oval, short-stalked.

Fields and open woods, mostly in wet places. Common. July.

This fine species is at once known by its squarrose globose spikelets and light green foliage. It is not very variable. It is regarded as a variety of *C. tribuloides* in the Manual, but it is so constant and so peculiar in its appearance, being easily recognizable at sight, that it seems worthy of specific distinction.

23. *Carex tribuloides* Wahl.

Stems 2°-3° high, firm, rough on the acute angles above; leaves 1 $\frac{1}{2}$ "-2 $\frac{1}{2}$ " wide, their sheaths loose and wide above, rough beneath or mostly on the margins, usually shorter than the culm; spikes 1'-1 $\frac{1}{2}$ ' long or more, erect, green; spikelets 8-15, aggregated or a little interrupted below, subglobose, the lowest with a setaceous or leafy bract 1'-2 $\frac{1}{2}$ ' in length; perigynia narrowly lanceolate, nerved, winged, 2"-2 $\frac{1}{2}$ " long, tapering from the middle to a long, rough-edged, bidentate

beak, erect or spreading at maturity; scale lanceolate, obtuse, one-half as long as the perigynium; achenium oval, stalked.

Low moist ground and swales in fields or thin woods. Common. July.

Var. *reducta* Bailey. More slender than the type; spike 1'-2' long, straight or flexuous, often nodding or recurved, somewhat evenly interrupted or moniliform; spikelets 3-10, 2"-2½" long, subglobose or obovate; bracts, when present, bristle-form; perigynia lanceolate, spreading, a little longer than the scale; achenium short-stalked or sessile.

Swamps or wet places in fields or the borders of woods. Common. July.

The spikelets are smaller than in the typical form of the species, and in general appearance the plant is quite distinct and probably worthy of specific distinction.

Var. *Bebbii* Bailey. Slender, erect; leaves 1½"-2" wide, much shorter than the culm, their sheaths not enlarged above; spikelets 4-6, ovoid, 2"-2½" long, aggregated into an ovoid head 5"-6" long, greenish-brown or tawny; bracts usually present, bristle-form; perigynia lanceolate, narrowly winged, erect-spreading, a little longer than the acute brown scale; achenium oval, sessile.

Wet places. Rensselaer and Cortland counties and in the northern part of the State. July.

This also might easily be regarded as a valid species.

24. *Carex scoparia* Schk.

Stems 1½°-2½° high, slender, erect, rough at the top; leaves shorter than the culm, 1"-1½" wide, rough-margined; spike ¾'-1½' in length, straight or a little flexuous, greenish brown or tawny; spikelets 4-8, oblong ovate or elliptical, acute, the upper contiguous, the others distinct, or often aggregated into an ovoid head, sub-erect; bracts usually early deciduous, leafy when present; perigynia narrowly lanceolate, nerved, winged, tapering to a pointed bifid beak, slightly spreading at maturity; scale lanceolate, acute, brown, about one-half the length of the perigynium; achenium narrowly oval, long-stalked.

Common in open fields and in ditches by roadsides. July.

This species is very easily distinguished by its ovate acute brownish or tawny spikelets and appressed perigynia.

Var. *minor* *Boott.* A much reduced form, 6'-10' high, the spikelets 2"-4" long and darker than in the type. It often grows in drier places. Apparently an off-shoot of this is *forma elatior* *Peck, in litt.* which is taller, the spikes darker, and the perigynia more spreading, a not unusual condition in the Adirondack specimens. A noticeable feature is the filiform bract, which subtends the lowest spikelet.

25. *Carex albolutescens* *Schw.*

Stems $1\frac{1}{3}$ "-2" high, erect or slender and recurved at the summit; leaves 1"-1 $\frac{1}{2}$ " wide, rough-margined, mostly shorter than the culm; spike $\frac{3}{4}$ "-1 $\frac{1}{2}$ " in length, erect or subflexuous and drooping, light yellowish-green; spikelets 3-8, approximate, ovoid, obtuse or subacute, the terminal one conspicuously staminate and contracted at the base; the scales acute or cuspidate; bracts scale-like or bristle-shaped, that of the lowest spikelet $\frac{1}{2}$ "-1 $\frac{1}{2}$ " long; perigynia broadly ovate, nerved on both sides, thin, erect, with a slightly rough-margined bifid beak, a little longer than the ovate pointed or cuspidate scale; achenium oval, short-stipitate.

The spikelets are sometimes globose and green rather than pale yellowish-green, but the species is well marked by its erect perigynia, sharply pointed scales and bristle-shaped bracts.—(*C. straminea* var. *fœnea* *Torr.* Gray's Man., 6th ed.)

Suffolk county. July.

Var. *cumulata* *Bailey.* Stems taller and leaves shorter; spikelets 5-30, aggregated, abruptly contracted at base, spreading; perigynia obscurely nerved, appressed, otherwise as in the type.

Suffolk county. July.

26. *Carex fœnea* *Willd.*

Stems 15'-30' high, slender, erect or recurved-spreading, smooth; leaves light green, 1"-1 $\frac{1}{2}$ " wide, smooth, shorter than the culm, spike $\frac{3}{4}$ "-1 $\frac{1}{2}$ " in length, recurved or flexuous, silvery or whitish green; spikelets 5-8, the upper 2 or 3 contiguous, the others more or less separate, globose or obovate, contracted at the base into a short or long slender stipe, the lowest sometimes with a colored bristle-tipped bract $\frac{1}{2}$ " long; perigynia broadly ovate, prominently nerved on both sides, broadly winged above the middle, finely scabrous margined, with a short bidentate beak, somewhat loosely spreading when mature; scale ovate,

acute, whitish or tawny, about the length of the perigynium; achenium ovate, apiculate.

A fine species, easily determined by the slender lax stems, and silvery-white, subsquarrose spikelets.

Woods and copses, especially in hilly and mountainous parts of the State. Common. June, July.

Var. *perplexa* *Bailey*. Larger, stouter, erect; the spikelets larger, the staminate portion less conspicuous, approximate, or aggregated into an erect head, the lowest sometimes prominently bracteate, perigynia of a firmer texture.

A form occurs which has stiff, subflexuous spikes, silvery-green spikelets, ovate above but narrowed below, and somewhat club-shaped; perigynia thin, spreading, about as long as the pointed scale.

Dry ground. Washington and Otsego counties. June, July.

Var. *sparsiflora* *Olney*. Differs from the type in its more slender culms, the spikes mostly nodding, and in its fewer, smaller and fewer-flowered spikelets.

27. *Carex silicea* *Olney*.

Stems 1°-2° high, firm, often recurved at the summit, mostly smooth; leaves stiff, erect, flat or involute, rough beneath, as long as the culm; spikes 1½'-3' long, often flexuous; spikelets 4-8 or more, separate, moniliform, ovate, acute or obtuse, with a club-shaped base, silvery-white or tawny, 3"-5" long, erect or spreading; bracts scale-like, lanceolate, as long as the stipe-like base; perigynia broadly ovate, nerved on both sides, wrinkled on the broad wing above, tapering into a short, smooth or roughish bifid beak, about equal to or a little surpassing the ovate, pointed scale; the tips of the perigynia mostly appressed.

Sandy soil. Suffolk county. July.

This species is abundant near the sea shore. Forms sometimes occur in which the spikelets are contiguous or the upper ones even aggregated. Occasionally the lowest one is borne on a long peduncle or branch, and rarely it is compound.

28. *Carex straminea* *Willd.*

Stems 15'-30' high, erect or the summit drooping, smooth; leaves usually shorter than the culm, 1"-1½" wide, smooth or rough-margined, yellowish green; spike 1'-1½' long, flexuous;

spikelets 3-8, contiguous or 3" 4" apart, ovate or subglobose above the contracted staminate base, 2"-2½" wide, erect or ascending; bracts scale-like, pointed, or the lowest bristles shaped, rarely leaf-like; perigynia ovate, faintly or conspicuously nerved on one or both sides, moderately winged, with a short or long bifid beak, the tips loosely spreading, a little longer than the ovate acute tawny scale; achenium oval or obovate, apiculate.—(*C. tenera* *Dew.*, Wood's Cl. B., *C. straminea* var. *tenera* *Boott.*, Gray's Man., 5th ed.)

A common species in copses and open fields. June, July.

Var. *brevior* *Dew.* Every way larger than the type; spike stiff and erect; spikelets approximate or separate, ovate or subglobose above the staminate base, 3"-5" broad; perigynia orbicular-ovate, broadly winged, nerved, with a conspicuously short bifid beak, the points loosely spreading.

Var. *festucacea* *Boott.* Spike erect, or slightly flexuous and recurved; spikelets 4-10, club-shaped, the sterile portion usually exceeding the fertile, 4"-6" long, the upper 3 or 4 contiguous, the others separate, forming an open or interrupted spike 1½'-3' long, straw-colored or tawny.

Var. *Crawei* *Boott.* Differs from the last in its more robust habit, its weaker and sometimes drooping spikes, its larger globular spikelets, usually only the highest with a conspicuously contracted base, and in its broader winged, longer beaked perigynia.

Saratoga county.

Var. *aperta* *Boott.* Resembles the type in its slender habit and nodding spikes, but has larger spikelets all prominently tapering at the base, the perigynia more broadly winged, longer beaked, twice the length of the rusty brown scale.

Var. *invisa* *W. Boott.* Stems 1½'-2' high, lax at the summit; leaves as long as the culm, 1" wide or less; spike narrow, flexuous; spikelets aggregated or separate, the lowest often distant or remote, 2½"-3" broad, rusty brown; bracts filiform, 2"-5' in length.

Sandy soil. Suffolk county.

29. *Carex alata* *Torr.*

Stems 1½'-3' high, firm, erect, smooth below; leaves stiff, rough-margined, 1"-1½" wide, shorter than the culm; spike 1'-1½' long or more; spikelets 4-10, 4"-6" in length; ovate or obovate,

acute, contiguous or separate, greenish or straw-colored, sometimes tawny; perigynia orbicular-ovate or obovate, cuneate or cordate at the base, nerved, broadly winged, with a short abrupt beak, longer and broader than the lanceolate, acute or rough-awned scale — (*C. straminea* Willd. var. *alata* Bailey.)

Swales and wet places. Suffolk and Seneca counties. July.

30. *Carex mirabilis* Desv.

Stems 15'–36' high, erect, smooth; leaves about equaling the culm, 1½"–2" wide, rough-edged; spike 1½'–2' in length, erect, often flexuous; spikelets 4–11, globose, contiguous, or the 2 or 3 lower ones sometimes 2"–3" apart, ascending or widely spreading, green becoming tawny or rusty when old; bracts scale-like, or the lowest usually short setaceous; perigynia ovate-lanceolate, lightly nerved on both sides, narrowly winged, gradually tapering into a short or long rough-margined bifid beak, widely diverging when mature; scale narrowly ovate, obtus., much shorter than the perigynium; achenium oval, apiculate and stipitate.

Easily determined by its coarse, rigid aspect and squarrose spikelets. Common in copses and fields. June.

This is added to *C. straminea* as a variety in the last edition of the Manual.

31. *Carex sychnocephala* Carey.

Stems 8'–16' high, erect, smooth; leaves 4'–9' in length, 1"–1½" wide; spikelets 4–5, densely aggregated in a head, 6"–9" long, 3"–5" wide, partly concealed by 3 leaf-like bracts 3'–6' in length; perigynia linear-lanceolate, 2½"–3" long, pointed at the base, nerved, the long slender beak sharply toothed, twice the length of the blunt or mucronate scale.

Low wet meadows and moist places. Very rare. June, July.

Collected about fifty years ago in Herkimer and Jefferson counties, but it does not appear to have been found in our State recently.

Staminate flowers situated above or below the pistillate or the middle spikelets sometimes wholly sterile or wholly fertile.

Spikelets oblong-lanceolate, perigynia linear-lanceolate. . . bromoides.
Spikelets 4–8, perigynia lanceolate. siccata.
Spikelets 10–15 or more, perigynia ovate-lanceolate. . . . Sartwellii.

32. *Carex Sartwellii* Dev.

Stems 18'-30' high, erect, smooth; leaves usually shorter than the culm, 1"-1½" wide, rough on the slender points; spike 1'-2' long, erect, brown; spikelets 12-20, contiguous or the lower 2" or 3" distant, ovate, widely spreading; bracts scale-like, or the lower ones setaceous, 3"-6" long; perigynia ovate-lanceolate, nerved, gradually tapering into a short, rough-edged, bifid beak, a little exceeding the ovate acute brown scale, loosely spreading at maturity.

Bogs and swamps. Very rare. Seneca county. July.

The numerous spreading spikelets disposed in a rather compact spike distinguishes this species. It is *C. disticha* *Huds.* in the fifth edition of the Manual.

33. *Carex siccata* D. w.

Stoloniferous; stems 15'-30' high, slender, erect or spreading, smooth; leaves mostly shorter than the culm, about 1" wide, smooth; spikes ¾'-1½' long, brown, dry and chaffy; spikelets 7-16, 4"-6" long, ovate or elliptical, acute or blunt at the apex, mostly aggregated; bracts scale like, the lower lanceolate acuminate, sometimes rough-awned; perigynia lanceolate, nerved, with a long rough bifid beak scarcely spreading at maturity; scale broadly lanceolate, acute, brown, with broad white margins above the middle.

A special feature of this species is the dry or over-ripe appearance of the spikes.

Rich soil in open woods and copses, also on sandy plains. Rare in the western part of the State, but more common in the eastern and southern part. June, July.

34. *Carex bromoides* Schk.

Stems 1°-2° high, slender, erect or spreading, rough above the middle; leaves as long as the culm, or shorter, ½"-1" wide, rough-edged; spikes ¾'-1½' long, of a clear light brown; spikelets 3-8, the upper three usually contiguous, the lower ones more or less separate, the lowest sometimes subdistant, erect, cylindrical, 3"-9" in length; bracts scale-like, the lowest short-setaceous; perigynia linear-lanceolate, nerved, tapering below to a thick corky base, and above into a long slender rough edged bifid

beak, much longer than the oblong-lanceolate or ovate acute brown scale, erect-spreading at maturity.

The conspicuously corky base of the perigynia distinguishes this species.

Wooded swamps, wet meadows, etc. Common. May, June.

Stigmas 3; achenium triangular.

Spikes staminate above, pistillate below.

Flowers disposed in a single spike 2"–8" long.

Bracts and scales not leaf-like.

Perigynia oblong, erect..... polytrichoides.

Perigynia awl-shaped, deflexed..... pauciflora.

35. *Carex polytrichoides* Muhl.

Stems 4'–15' high, capillary, diffuse or erect, rough above; leaves flat or capillary, $\frac{1}{2}$ " wide, smooth and soft, mostly about the length of the culms; spike linear, 2"–5" long, subloosely flowered, green or brownish at maturity; bracts scale-like, ovate, bristle-tipped; perigynia $1\frac{1}{2}$ " long, subtriquetrous, alternate, erect, slightly recurved at the apex, nerved, about twice longer than the obtuse or acute, whitish scale, the latter usually caducous.

Swamps and wet places. Common. June.

The species is easily distinguished by the small green few-flowered spikes and caducous scales.

36. *Carex pauciflora* Lightf.

Stems 6'–15' high, stiff, erect or curved, smooth below; leaves flat or involute, $\frac{1}{2}$ " wide, rough-margined, stiff and often curved, mostly shorter than the culm; staminate scales 2, light brown, conspicuously terminating the spike; spike loosely 2–5 flowered; perigynia awl-shaped, 4" long, slightly inflated, mostly erect in the early stage, becoming widely divergent and strongly deflexed at maturity, twice the length of the lanceolate scale.

Cold sphagnous swamps and bogs. Common in the northern part of the State, rare elsewhere. June, July.

A pretty species, easily distinguished by its single spike and subulate at length deflexed perigynia.

Bracts and scales leaf-like.

Perigynia 2–5, smooth..... Backii.

Perigynia 4–9, rough on the angles and beak..... Willdenovii.

Perigynia 2–5, rough on the beak..... Jamesii.

37. *Carex Backii* Booth.

Stems $\frac{1}{2}$ '-4' high, diffuse; leaves 2-4 times the length of the culm, $1\frac{1}{2}$ " wide, slightly rough margined; perigynia 2-4, globular-ovate, abruptly contracted into a long, smooth beak; scales leafy, mostly concealing the spike; staminate scales inconspicuous.

Woods. Local. June. Found many years ago in Jefferson county. The name has recently been changed to *C. durifolia* Bailey.

38. *Carex Willdenovii* Schk.

Stems 1'-10' high or more, slender, erect or diffuse; leaves 1"- $1\frac{1}{2}$ " wide, far surpassing the culm, roughish on the margins; spike 2'-4" long, 4-9 flowered; perigynia globose-ovoid, rough on the angles and the awl-shaped beak; scales leaf-like below, the upper broadly lanceolate with a green 3-nerved center and scarious margins, usually exceeding the perigynia, staminate portion 2"-3" long.

Moist, shady places in woods and ravines. Rare. Jefferson and Cayuga counties. June. Sometimes one or two additional spikes are borne on subradical peduncles.

39. *Carex Jamesii* Schwe.

Stems 3'-10' high, capillary, spreading or erect; leaves mostly twice the length of the culm, $\frac{1}{2}$ "- $1\frac{1}{2}$ " wide, rough on the margins; spike conspicuous, loosely 2-5 flowered; perigynia globular, smooth, abruptly contracted into a long, rough-edged beak; scales leaf-like, mostly exceeding the culm; staminate portion 3"-5" long.

Woods and ravines. Very rare. Cayuga county. June. This is *C. Steudelii* Kunth.

B. Staminate and pistillate flowers disposed in separate spikes on the same culm or plant (monœcious), or on distinct culms or separate plants (diœcious).

Stigmas 2, rarely 3; *achenium* lenticular.

Plant commonly diœcious.

40. *Carex gynocrates* Wormsk.

Stems 4'-6' high, erect, rough at the summit, as long as the capillary leaves; sterile spike linear, 6" long or less, fertile spikes 4"-5" in length; perigynia oblong-ovate, teretish, $1\frac{1}{2}$ " long,

nerved, contracted into a short bifid or notched beak, longer than the ovate acute or pointed scale, horizontally spreading at maturity.

Swamps. Rare. June, July. Genesee, Wayne, Yates and Herkimer counties.

Var. *substaminata* Peck. (C. *monosperma* *Mucoun*). This has a single perigynium at the base of the staminate spike.

Plant monoecious.

Staminate spikes 1-3, stalked, often with a few fertile flowers at the base or apex; pistillate spikes 1-5, stalked or sessile, cylindrical, densely flowered or sometimes loosely flowered toward the base, often staminate at the apex; bracts leaf-like or filiform, the lowest usually equaling or surpassing the culm, sheathless; perigynia compressed, ovate or obovate (turgid in 47 and 48); scales dark purple or brown (sometimes greenish in 47 and 48), giving a mottled appearance to the spikes, mostly shorter than the perigynia.

Pistillate spikes erect or spreading (the lower ones recurved or drooping in 46), scales awnless	1
Pistillate spikes nodding, scales rough-awned	6
1 Perigynia stalked, their scales blackish-purple or brown,	2
1 Perigynia sessile, their scales brown or purple-margined,	5
2 Perigynia nerved or nerveless, their scales blackish-purple	<i>rigida</i> .
2 Perigynia nerveless, their scales brown	3
3 Perigynia obovate, spikes 2" wide	<i>aquatilis</i> .
3 Perigynia ovate or elliptical, spikes less than 2" wide . .	4
4 Scales sharp pointed, squarrose	<i>aperta</i> .
4 Scales obtuse, perigynia tortuous at the apex	<i>torta</i> .
5 Perigynia nerveless	<i>stricta</i> .
5 Perigynia slightly nerved	<i>lenticularis</i> .
6 Perigynia obovate	<i>crinita</i> .
6 Perigynia ovate or oblong-ovate	<i>gynandra</i> .

41. *Carex rigida* Good., var. *Bigelovii* Tuckerm.

Stems 10'-15' high, erect, smooth, sometimes stoloniferous; leaves shorter than, or as long as, the culm, smooth, usually 1" wide, erect, or the lower ones recurved-spreading, smooth;

staminate spike linear, 3"-9" long, borne on a stalk 2"-10" in length, light brown; pistillate spikes 2-3, approximate, the upper two sometimes contiguous and sessile, or the lower two stalked, the lowest sometimes borne on an erect or spreading peduncle 6"-9" long, subdensely or loosely flowered, often interrupted and tapering at base, $\frac{1}{4}$ "-1 $\frac{1}{4}$ " in length; bracts short setaceous, or the lowest sometimes exceeding the spike; perigynia elliptical, nerved or nerveless, whitish-green, mostly covered by the blackish-purple elliptical scale.

It may be distinguished from the related species by its small size, blackish fertile spikes and by its alpine habit.

Summits of the higher peaks of the Adirondack mountains, especially Mt. Whiteface and Mt. Marcy.

In the fifth edition of Gray's Manual, Carey describes a very different plant under the above name.

42. *Carex lenticularis* Mx.

Stems 10'-20' high, slender, erect or somewhat spreading, mostly smooth; leaves usually shorter than the culm, $\frac{1}{2}$ "-1" wide, rough-margined; staminate spike cylindrical, sometimes bearing a few perigynia, 3"-12" long, its stalk 2"-8" in length, brown, erect; pistillate spikes 3-4, 6"-12" long, approximate or contiguous, sometimes the lowest distant, short-peduncled or sessile, erect or ascending, densely flowered above, more or less loosely flowered and tapering at the base; bracts leaf-like, usually surpassing the culm; perigynia ovate, stipitate, lightly nerved, the upper third sometimes conspicuously empty and a little recurved, minutely pointed, one-third longer than the blunt, green and brown scale.

Well marked by its densely flowered, nearly aggregated, grayish green spikes, and by the usually empty points of the perigynia.

Gravelly shores of lakes and streams. Adirondack mountains. July.

Var. *merens* Howe, n. var. Differs from the preceding in its longer, narrower, darker colored fertile spikes, the lowest usually short-pedunculate; in its longer, wider bracts, 1 $\frac{1}{2}$ '-2 $\frac{1}{2}$ ' longer than the culm; in its elliptical perigynia, and in its longer scale which nearly covers the perigynium.

43. *Carex aquatilis* Wahl.

Stems 2°-3° high, firm, erect, acutely triangular above, smooth; leaves long, sometimes surpassing the culm, $1\frac{1}{2}$ "-2" wide, rough-margined, pale green or glaucous; staminate spikes 1-4, the highest on a short stalk, $1'-1\frac{1}{2}'$ in length, the others shorter and sessile; usually 1 or more with a setaceous or filiform bract; pistillate spikes 3-5, sessile or the lowest short-peduncled, approximate or subdistant, or the lowest remote, cylindrical or subclavate, the upper often staminate at the apex, $\frac{1}{2}'$ -2' long, compactly flowered; bracts leafy, much surpassing the culm; perigynia broadly ovate or elliptical, nerveless, biconvex, minutely pointed or pointless, about the length of the narrow, obtuse, brown scale.

Cold upland swamps and wet places. Not common. June, July.

44. *Carex aperta* Boott.

Stems 20'-30' high, erect, triangular, rough above the middle; leaves about $1\frac{1}{2}$ " wide, rough-margined, shorter than the culm; staminate spikes 1-2, cylindrical, the highest $1'-1\frac{1}{2}'$ long, short stalked, the other shorter and sessile, usually with a setaceous bract; pistillate spikes 2-4, cylindrical. the upper approximate and sessile, sometimes sterile at the apex, the lowest distant, short-peduncled, often staminate above, 9"-15" long, densely flowered above, more loosely at the tapering base; upper bract bristle-shaped, longer than the spike, the lowest leafy, mostly shorter than the culm; perigynia ovate, stipitate, nerveless, olive-brown, minutely dotted, with a small notched point, more or less spreading at maturity; scale dark brown, narrowly lanceolate, pointed, horizontally spreading, exceeding the perigynia.

Rare. Essex county. July.

This is *Carex stricta* var. *decora* Bailey in the 6th edition of the Manual.

45. *Carex stricta* Lam.

Stems 2°-3° high, erect, acutely triangular, rough above the middle; basal sheaths with fibrillose margins, the fibrils either reticulated or parallel; leaves 1"- $1\frac{1}{2}$ " wide, rough margined, more or less involute when dry, glaucous-green, mostly shorter than the culm; staminate spikes 1-3, $\frac{1}{2}'$ - $1\frac{1}{2}'$ long, the highest on a stalk

$\frac{3}{4}$ '-1' in length, the others smaller and sessile, usually with a scale-like or short setaceous bract; pistillate spikes 2-5, $\frac{1}{2}$ '-2' long, the upper approximate, sessile, the lower subdistant or remote, short peduncled, erect or spreading, cylindrical or clavate, densely flowered above the middle, more loosely at the usually tapering base, often barren at the summit; bracts of the upper spikes short setaceous, of the lower ones leafy, and mostly shorter than the culm; perigynia ovate or elliptical, usually with two or three short nerves at the base, minutely pointed, of a creamy white color, often dashed with dark purple or sometimes wholly blackish purple; scale narrowly oblong, obtuse, reddish or dark brown, about the length of the perigynium, or sometimes longer.

A common species in wet places. May, June. It almost always grows in tufts. It is quite variable.

Var. *strictior* *Carey*. Pistillate spikes 2-3, approximate, or the lowest subdistant, densely flowered; perigynia ovate, bright green, about the length of the acute rusty-brown scale.

Var. *xerocarpa* *S. H. Wright*. Slender; pistillate spikes 2-3, linear, more narrow than in the type, on filiform erect-spreading or drooping peduncles $\frac{1}{2}$ '-1' long; perigynia lenticular; scales mostly green with rusty brown points. A graceful variety about one half smaller than the type.

Var. *angustata* *Bailey*. Pistillate spikes cylindrical, strict, 2'-3' long, densely flowered; scales more acute, dark-brown or rust colored, often exceeding the perigynium.

Var. *curtissima* *Peck n. var.* Stems 18'-24' high, very slender, erect, rough, exceeding the narrow ($\frac{1}{8}$ " wide) rough leaves; staminate spike with a minute one at its base, linear-clavate, 8"-10" long, short-stalked; pistillate spikes 2, ovoid or oblong, densely flowered, sterile at the apex, 3"-6" long, 8"-10" apart, sessile; the lowest bract leaf-like, 1'-1 $\frac{1}{2}$ ' in length, the uppermost setaceous; perigynia oval with a minute orifice, longer than the blunt brown scale.

46. *Carex torta* *Boott*.

Stems 15'-20' high, erect or spreading, acutely angled, mostly smooth; basal sheaths short, brown, fibrillose, leaves 1 $\frac{1}{2}$ '-6' or more long, 1 $\frac{1}{2}$ "-2" wide; staminate spikes 1-2, cylindrical, $\frac{3}{8}$ '-1 $\frac{3}{8}$ ' long, the terminal one short or long-stalked, the lowest sessile; pistillate spikes 2-5, $\frac{3}{4}$ '-2 $\frac{1}{2}$ ' long, cylindrical, densely flow-

ered, or sometimes loosely flowered toward the base, often sterile at the apex, approximate, or subdistant, or even remote, the uppermost sometimes erect, the others spreading, recurved or drooping, all sessile or the lowest on short, slender peduncles; bracts leafy or filiform, the lowest about equaling the culm, the others shorter or longer than their respective spikes; perigynia lanceolate, thin, deep-green or olive-colored, nerveless, oblique and tortuous or recurved at the empty apex; scale narrowly oblong obtuse or acute, a little shorter than the perigynium.

Wet places, especially along streams. Common. June.

47. *Carex crinita* Lam.

Stems 2°-4° high, stout, acutely angled, rough above; sheaths smooth, fibrillose at the base; leaves mostly shorter than the culm, 2"-4" wide, hispid beneath and on the margins; staminate spikes 1-3, ½'-3' in length, the longest on filiform stalks ½'-1' long, more or less recurved, or even pendulous; pistillate spikes 3-5, 2'-4' long, cylindrical, curved, densely flowered, or loosely flowered and tapering at the base, sometimes staminate at the apex, approximate, all on filiform stalks ¼'-1½' long, recurved-spreading or pendulous; lower bracts leafy, surpassing the culm, the upper short, filiform, longer or shorter than the spikes; perigynia round-obovate, stipitate, a little inflated, thin, faintly nerved or nerveless, with a conspicuous entire point; scale brown, oblong, obtuse, with a rough, green awn, twice the length of the perigynium.

Common in swamps, ditches and wet fields. June, July.

A tall, robust, coarse-looking species, distinguished by its long, recurved or pendulous bristly fertile spikes.

Var. *minor* Boott. This is every way smaller; fertile spikes more compactly fruited, usually shorter peduncled, the upper less drooping; scales with less conspicuous awns; plant paler and of finer aspect.

48. *Carex gynandra* Schw.

Stems 2°-4° high, stout or slender, erect, rough on the angles and sheaths, those at the base fibrillose; leaves shorter or longer than the culm, 2"-4" wide, hispid beneath and on the margins; staminate spikes 1-3, cylindrical, the terminal one on a filiform, curving peduncle 1' long, the others short-stalked or subsessile,

each with a scale-like or bristle-form bract; fertile spikes 3-6, subdensely flowered, 2'-4' long tapering at the base, usually one or more sterile at the apex, all short-peduncled and recurved or drooping, the lower subtended by foliaceous bracts longer than the culm, the upper bracts filiform or setaceous and shorter than the stem; perigynia oblong-ovate, subinflated, nerveless or obscurely nerved, with a distinct entire point; scale oblong, obtuse or lanceolate, with a long rough awn, twice or thrice the length of the perigynium.

Separated from the last, to which it is closely related, by its hispid sheaths, soft fertile spikes, and by its ovate or oblong-ovate perigynia. Both species often grow together and in both the staminate spike often bears a few perigynia.

Stigmas 3; achenium triangular.

Staminate spike single (sometimes 2 or 3 in $\frac{4}{9}$); fertile spikes 1-4, on slender drooping stalks; perigynia compressed-triangular with a few indistinct nerves; scales dark purple or brown.

Perigynia oval or oblong-ovate, scale ovate, blunt or acute	littoralis.
Perigynia ovate, scale ovate-mucronate	limosa.
Perigynia orbicular-ovate or obovate, scale slender pointed	Magellanica.

49. *Carex littoralis* Schw.

Stem 15' 24' high, slender, erect, acutely angled, smooth; leaves much shorter than the culm, 1"-1½" wide, stiff and erect, smooth; staminate spike (rarely 2 or 3) subclavate, 6"-15" long, short-stalked, scales brown or blackish-purple; pistillate spikes 2-4, densely flowered, cylindrical, all usually staminate at the apex, subapproximate, the uppermost short-peduncled and suberect, the others on filiform drooping stalks 4"-9" long; bracts sheathless, the upper setaceous or scale-like, the lower leaf-like, shorter than the culm; perigynia compressed-oval, or oblong-ovate, lightly few-nerved, with a minute entire orifice, about the length of the obtuse or acute dark purple scale.

Wet places. Suffolk county. May.

This species has not before been credited to our State. In the Manual, New Jersey is given as its northern limit. It is doubt-

ful if it will be found north of Long Island and Staten Island. Our specimens were collected near Islip.

It is *C. Barrattii*, *Schw.* and *Torr.*, in the 5th edition of the Manual.

50. *Carex limosa* L.

Stoloniferous; stems 1°-2° high, slender, erect, acutely angled, rough above the middle; leaves $\frac{1}{2}$ "-1" wide, thick, sometimes involute, rough-margined, shorter than the culm; staminate spike solitary, linear, $\frac{1}{2}$ '-1 $\frac{1}{2}$ ' in length, usually equaling its peduncle; pistillate spikes 1-3, approximate or subdistant, oblong or ovoid on recurved or drooping stalks $\frac{1}{2}$ '-1' long, 10-20 subloosely flowered, often barren at the summit, $\frac{1}{2}$ '-1' long, 1 $\frac{3}{8}$ "-3" wide; bracts slender-setaceous, shorter than the culm; perigynia ovate or elliptical, nerved, light green, with a minute, entire point; scale lustrous brown, ovate, acute or obtuse, sometimes cuspidate, as long and wide as the perigynium.

Cold swamps and bogs. Rare except in the central and northern parts of the State. July.

It bears some resemblance to *C. eastanea*, but that species has pubescent leaves and lanceolate perigynia.

Var. *radicalis* *Paine*. Staminate spike terminal on the naked, erect stout culm; pistillate spike single, drooping, on a filiform radical peduncle 4'-9' long. Herkimer county. *Paine*.

51. *Carex Magellanica* Lam.

Stems 10'-20' high, slender, erect, a little rough on the angles above; leaves mostly shorter than the culm, 1" 1 $\frac{1}{2}$ " wide, erect, rough on the margins; staminate spike single, subclavate, $\frac{1}{2}$ ' long, its peduncle filiform and drooping; pistillate spikes 2-4, $\frac{1}{2}$ ' in length, 10-24 subloosely flowered, approximate, all on filiform drooping stalks $\frac{1}{2}$ '-1' long; bracts leaf-like, the 2 lower usually surpassing the culm; perigynia ovate or elliptical, lightly nerved, pale green, with a minute entire point, one-half the length of the lanceolate, pointed, dark purple scale, the latter a little divergent at maturity.

Cold sphagnous swamps, often in company with *C. limosa*. July.

This handsome species may be identified by its short, mostly pendulous mottled spikes with long-pointed, dark-purple scales.

Spikes 2-4, oblong, ovoid or cylindrical, densely flowered, erect, 2'-5" broad or more, $\frac{1}{4}$ '-1' long, the upper half or more of the terminal one fertile, staminate and stalk-like at the base, the others all fertile or nearly so; bracts leaf-like, the lowest shorter or longer than the culm.

Spikes brown.....	fusca.
Spikes green, perigynia pubescent	virescens.
Spikes green, perigynia smooth	triceps.

52. *Carex fusca* All.

Stems 15'-30' high, erect, or sometimes curved at the summit, acutely angled, rough above; leaves subradical, 1" wide, shorter than the culm, rough-margined; spikes 2-4, the terminal one staminate at the base, all approximate, or somewhat scattered, sessile, erect, the upper ones with filiform or bristle-form bracts, the lowest short-peduncled or sometimes on a spreading stalk 1' long and subtended by a leafy bract 1'-5' long, mostly densely flowered, oblong-ovoid or cylindrical, 3" 12" in length or more, 2 $\frac{1}{2}$ "-6" thick, dark-brown or mottled; perigynia elliptical, prominently nerved, light green, with a minute, entire or slightly notched point, shorter than the lanceolate, cuspidate, dark-brown scale, the latter more or less divergent at maturity. (C. *Buxbaumii* *Wahl.*)

Bogs and wet places. Albany, Essex, Genesee and Seneca counties. June, July.

The slender, mostly naked culms, and the short thick erect dark-colored or mottled spikes sufficiently distinguish this species.

53. *Carex triceps* Mx.

Stems 12'-20' high, stiff, scabrous above; leaves about the length of the culm, 1"-1 $\frac{1}{2}$ " wide, erect, more or less pubescent, the sheaths densely hairy, pale-green; spikes 3-4, the terminal staminate at its base, all contiguous, sessile or nearly so, erect, ovate, ovoid or oblong, 3"-8" long, 2"-3" thick, densely flowered; bracts leafy or filiform, the lowest, and sometimes all, exceeding the culm, perigynia ovate, obtuse, nerved, smooth or hairy before maturity, longer than the ovate, acute, short-awned, variable scale.

Dry soil in pastures copses and thin woods. Common. June.

This species is easily distinguished by its three or four short thick erect contiguous spikes, at first pale green but turning brownish when old.

54. *Carex virescens* *Muhl.*

Stems 12'-30' high, slender, erect or sometimes spreading, rough near the summit; leaves pubescent, 1"-1½" wide, mostly tapering to a long filiform point, often equaling the culm: spikes 2-5, the highest staminate at the base, all approximate or contiguous, ovoid or oblong, 4"-12" in length, about 2" thick, compactly flowered, all on short stalks, the lowest sometimes spreading; bracts leafy or filiform, the lowest exceeding the culm; perigynia ovate, prominently nerved, scabrous-pubescent, longer than, or equaling the ovate, mucronate scale.

Similar to *C. triceps* in its place of growth and time of maturity. It is separated from it by the narrower and often longer spikes, and by its hairy perigynia.

Var. *costata* *Dew.* Stems 20'-30' high, spikes cylindrical, erect or slightly spreading; perigynia strongly nerved or ribbed. Equally common with the type.

Terminal spike pistillate at the summit, staminate below; fertile spikes 3-5, linear or cylindrical, on short, erect or long filiform peduncles, approximate, or the lowest sometimes distant, subdensely or loosely flowered; perigynia oblong with a short, notched point, or obtuse and pointless.

Spikes narrowly cylindrical, less than 2" wide.....	1
Spikes broadly cylindrical, 2" wide	2
1 Spikes loosely flowered, perigynia acute	<i>æstivalis</i> .
1 Spikes densely flowered, perigynia obtuse.....	<i>gracillima</i> .
2 Scale shorter than the perigynium.....	<i>formosa</i> .
2 Scale as long as the perigynium.....	<i>Davisii</i> .

55. *Carex æstivalis* *M. A. Curtis.*

Stems 1'-2' high, slender, erect or spreading, rough above the middle; leaves mostly shorter than the culm, 1"-1½" wide, sparsely hairy, bright green, sheaths pubescent; staminate spike fertile at the summit, linear or clavate; pistillate spikes 3-4, linear, erect or spreading, the upper 2 or 3 approximate, the uppermost sometimes sessile at the base of the staminate, the others short-stalked,

the lowest often distant or remote on a filiform spreading peduncle 1'-2' long, loosely flowered; bracts leafy or filiform, the lowest surpassing the culm; perigynia small, $\frac{1}{2}$ " wide, ovate, acutish at each end, nerved, entire at the apex, twice longer than the ovate, hyaline scale; achenium obovate, substipitate.

Shaded soil in woods. Rare. July. Otsego county. This delicate carex is distinguished from its near relatives by its slender, loosely-flowered, erect or spreading spikes and its hairy sheaths.

56. *Carex gracillima* Schw.

Stems 18'-30' high, erect, mostly smooth; basal sheaths prominently fibrillose; leaves shorter than the culm, 1"-2" wide, radical leaves flattened, 2"-3 $\frac{1}{2}$ " wide, rough, light green; staminate spike with or without pistillate flowers at the apex, linear; pistillate spikes 3-4, linear, the upper 2 or 3 approximate, the lowest distant, all drooping on filiform peduncles, subdensely flowered, or loosely flowered at the base; bracts leafy or filiform, the lowest as long as the culm; perigynia ovate, nerved, entire at the obtuse apex; scale ovate, obtuse, hyaline, one-half as long as the perigynium; achenium oblong-obovate, apiculate.

Woods and fields in moist or dry soil. Very common. June.

Very rarely the lower spikes have 1 or more additional branches at the base.

This species is well marked by the blackish purple, fibrillose basal sheaths, and the obtuse perigynia of the linear, subdensely-flowered, drooping spikes.

Var. *humilis* Bailey. A much reduced form with 2-12 flowered spikes and smaller perigynia.

C. gracillima × *pubescens* Howe.

Stems 15-30' high, stiff, rough; leaves 1 $\frac{1}{2}$ "-2 $\frac{1}{2}$ " wide, roughish and sometimes hairy, shorter than the culm; spikes approximate or the lowest distant, sessile or stalked, erect; perigynia ovoid, hairy with a short bidentate beak, not unlike an abortive perigynium of *C. pubescens*. (Botanical Gazette, Feb., 1881, p. 169.) (*C. Sullivantii* Boott.)

In a swampy meadow. Yonkers, Westchester county. 1878.

A similar hybrid, but one more closely resembling *C. gracillima*, occurs in Albany and Greene counties, where it was detected by Mr. C. L. Shear.

The terminal spike bears perigynia at its apex; the perigynia are smooth and the scale is acute or barely mucronate, not awned. In these respects it approaches *C. gracillima* more closely than it does *C. pubescens*. This has been somewhat doubtfully considered by Professor Bailey to be a hybrid between *C. gracillima* x *estivalis*, but it is only necessary to suppose that in this case the prepotency lies with *C. gracillima* and in the other with *C. pubescens* to make both forms descendants of the same parent plants, as they probably are.

57. *Carex formosa* Dew.

Stems 15'-20' high, slender, erect, smooth; leaves short, the uppermost sometimes equaling the culm, $1\frac{1}{2}$ "-2 $\frac{1}{2}$ " wide, slightly hispidly pubescent beneath, yellowish green; spikes 2-5, the terminal with 6-8 perigynia at the apex, staminate below, long peduncled, the others subdistant or approximate, secund, all on filiform recurved or drooping peduncles, subdensely flowered, with 2 or 3 empty scales at the base; bracts leafy or filiform, about equaling the culm; perigynia ovate, turgid, nerved, thin, tapering to a short entire or minutely-notched beak; scale ovate, obtuse, cuspidate, white or brownish, one-half as long as the perigynium.

The spikes are $\frac{1}{4}$ '-1' long, and about 2" wide; the perigynium 3" long and 1" wide, giving to the former a thick and heavy appearance, by which the species may be distinguished.

Woods and wet places. Rare. June. Columbia, Oneida and Yates counties.

58. *Carex Davisii* Schw. & Torr.

Stems $1\frac{1}{2}$ '-3' high, erect, rather stout, smooth or with a soft pubescence; leaves mostly equaling or exceeding the culm, $1\frac{1}{2}$ "-4" wide or more, clothed with a soft pubescence beneath, hispid on the veins and margins; spikes 3-5, the terminal, pistillate above, erect, the 2 upper fertile ones contiguous at the base of the staminate portion, subsessile or short-peduncled, the lowest distant or remote on a short, erect, or rarely long, spreading stalk $\frac{1}{2}$ '- $\frac{1}{3}$ ' long, densely flowered, 3"-4" wide, light green, erect or somewhat spreading; bracts leaf-like, equaling or exceeding the culm; perigynia ovate, conspicuously nerved, turgid, tapering into a short bifid beak, about the length of the ovate obtuse awned scale.

Wet meadows Not common. June. Oneida co.-nty.

The drooping of the lower spikes depends on the splitting of the long sheaths which, for a time at least, include their short peduncles. This species is conspicuously marked by its short, thick, mostly erect spikes and large turgid perigynia.

Staminate spike club-shaped, long-peduncled; fertile spikes 2-4, subapproximate or mostly remote, erect; bracts shorter than the culm; perigynia oblong, ovate or obovate, beakless except in 60.

Upper spikes approximate or nearly so	1
Upper spikes not approximate	2
1 Perigynia oblong, lightly nerved or nerveless	livida.
1 Perigynia with impressed nerves	conoidea.
2 Sheaths dilated	vaginata.
2 Sheaths not dilated	3
3 Leaves and bracts 1" wide, shorter than the culm	tetania.
3 Leaves and bracts 1"-1½" wide, nearly equaling the culm	Crawei.

59. *Carex Crawei* *Dev.*

Stoloniferous; stems 6'-12' high, slender, erect or diffuse, smooth; leaves short, sometimes equaling the culm, 1"-1½" wide, smooth, rough-margined; staminate spike clavate ½'-1' in length on a stiff, erect stalk 1'-2' long, sometimes with 1 or more short additional ones at or near its base, and sometimes with a few fertile flowers at the apex; pistillate spikes 2-4, cylindrical, densely flowered, 6"-9" long, distant or remote, sometimes the lowest subradical on a short exerted stalk; bracts leafy, sheathing, about equaling the culm; perigynia ovate, lightly nerved, slightly turgid, roughish, tapering to a small entire point, longer than the ovate, cuspidate scale.

Limestone soil. Rare. June, July. Genesee, Herkimer and Jefferson counties.

Distinguished by its low stature, creeping root-stock, and densely flowered distant dull brown nearly sessile spikes.

60. *Carex livida* *Willd.*

Stems 6'-18' high, slender, erect, smooth; leaves mostly shorter than the culm, ½"-1" wide, flat or involute, stiff, rough margined; staminate spike cylindrical, acute, ½'-1' in length, on a stiff stalk ¼'-1' long; pistillate spikes 1-2, contiguous, rarely a third sub-

radical one, short oblong or cylindrical, $\frac{1}{4}$ "- $\frac{3}{4}$ " long, 15-20 loosely flowered, sessile; bracts small, leafy or setaceous, scarcely equaling the culm; perigynia ovoid-oblong, lightly nerved, pale green, tapering to a small, straight, entire point, a little exceeding the ovate, light brown scale.

Cold swamps. Very rare. June, July. Oneida and Herkimer counties.

61. *Carex vaginata* Tausch.

Stoloniferous; stems 10'-24' high, mostly weak and diffuse, smooth; leaves subradical, half the length of the culm, $1\frac{1}{2}$ "-2" wide, smooth, slightly rough on the margin, radical leaves tufted, nearly as long as the culm, 2'-3" wide; staminate spike clavate, or ovoid-oblong and acute, erect or oblique, $\frac{1}{2}$ "- $\frac{3}{4}$ " long, its stalk $\frac{3}{4}$ "-1 $\frac{1}{2}$ " in length, or more; pistillate spikes 2 or 3, remote, 4-10 loosely or 12-15 compactly flowered, $\frac{1}{4}$ "- $\frac{1}{2}$ " or more long, on exserted, filiform erect or drooping peduncles $\frac{1}{2}$ "-1 $\frac{1}{2}$ " in length, the latter partly included in the conspicuously dilated sheaths of the short leafy bracts; perigynia oblong-ovate, nerved, tapering to a short round oblique-notched beak, longer than the ovate acute or obtusish thin brown scale.

Swampy places. Very rare or local. June. Genesee county.

This rare species is conspicuously marked by its dilated sheaths and round-beaked perigynia. It stands under the name *C. Saltuensis* Bailey in the sixth edition of the Manual.

62. *Carex tetanica* Schk.

Stoloniferous; stems 1°-2° high, slender, erect, rough at the summit; leaves mostly shorter than the culm; $\frac{1}{2}$ "-1" wide, stiff, flat or involute above, roughish on the margins, bright green or glaucous; staminate spike clavate or cylindrical $\frac{1}{2}$ "-1" in length, on a slender, mostly erect peduncle 2'-4' long, light brown; pistillate spikes 1-3, remote, loosely flowered, cylindrical, usually with a tapering base, $\frac{1}{2}$ "-1" in length; the uppermost short-stalked or nearly sessile, the lower on slender, erect or spreading peduncles $\frac{1}{2}$ "-3 $\frac{1}{2}$ " long; bracts foliaceous, much shorter than the culm; perigynia triangular-obovoid, prominently nerved, abruptly contracted into a short curved entire point, longer than the ovate obtuse, sometimes mucronate or cuspidate thin white and brown scale; acheneum short-obovate, tricostate, with a short, bent style.

Wet swampy places. Rare. June. Cayuga, Seneca and Jefferson counties.

This is distinguished from its congeners by the long peduncled spikes and obovoid, nerved perigynia.

Var. *Woodii Biley* is a lax form growing in deep shade and having longer spreading leaves and shorter fewer flowered fertile spikes.

63. *Carex conoidea Schk.*

Stems 12'-20' high, stiff, rough above; leaves mostly shorter than the culm, 1" wide, rough margined; staminate spike $\frac{1}{2}$ '-1' long, clavate, long or short-peduncled, erect, light brown; pistillate spikes 1-3, 6"-9" long, subdensely flowered, the upper 2 approximate or distant, short stalked or sessile, the lowest remote on a spreading or erect peduncle $\frac{1}{2}$ '-1 $\frac{1}{2}$ ' long; bracts foliaceous, usually shorter than the culm; perigynia oblong-conic with impressed nerves, and a short straight or curved entire point, about the length of the ovate rough-awned scale, the latter more or less divergent at maturity; achenium obovate, apiculate.

Moist meadows and grassy places. Common. June.

This is easily recognized by the shape and nerving of the perigynia.

Fertile spikes 2-6, erect on exserted stalks or the uppermost sessile, approximate or the lower distant; bracts leaf-like, exceeding the culm; perigynia oblong or pyriform, obtuse, nerved (obscurely in 64 and 65).

Perigynia obscurely nerved.....	1
Perigynia distinctly nerved	2
1 Perigynia oblong.....	pallescens.
1 Perigynia pyriform.....	aurea.
2 Perigynia oblong-ovate, 1 $\frac{1}{2}$ " long.....	glaucoidea.
2 Perigynia oblong, 2" long	grisea.

64. *Carex pallescens L.*

Stems 6'-24' high, slender, mostly erect, hispid on the angles near the spikes, smooth below; leaves mostly shorter than the culm, 1"-1 $\frac{1}{2}$ " wide, rough-margined, slightly pubescent on the sheaths; staminate spike often clavate, 4"-5" long, short-stalked; pistillate spikes 2-4, oblong, densely flowered, 3"-6" long, con-

tiguous, the uppermost sessile, the others on short peduncles, erect or spreading; bracts leafy, sheathless, often transversely wrinkled at the base, exceeding the culm; perigynia oblong, faintly nerved, pointless, as long as the pointed scale.

Fields and grassy places. Common. June.

The species is well marked by the somewhat clustered, short-peduncled, fertile spikes, and the oblong obscurely-nerved pointless perigynia.

65. *Carex aurea* Nutt.

Stems 3'-18' high, slender, erect or subprocumbent, smooth below, roughish above; leaves mostly shorter than the culm (or exceeding it in pigmy forms) $\frac{1}{2}$ "-1" wide, smooth, slightly rough on the margins, bright green; staminate spike clavate, 3"-8" long, sessile and inconspicuous, or stalked and manifest; pistillate spikes 2-4, cylindrical, 3"-9" long, the upper 2 contiguous, sessile or subsessile, erect or slightly spreading, the lower subdistant, on slender peduncles $\frac{1}{2}$ '-1' in length, suberect or spreading, sometimes a subradical spike is present on a long, suberect peduncle; bracts leaf-like, sheathing, exceeding the culm; perigynia ovoid or pyriform, nerved, thick, yellowish or golden brown at maturity, obtuse at the apex, longer than the ovate, acute or mucronate scale; stigmas 2 or 3, achenium lenticular, apiculate.

Wet springy ground and banks of streams. June, July.

This interesting and infrequent species may be distinguished by its small pyriform yellowish-brown perigynia and lenticular achenia.

66. *Carex glaucoidea* Tuckerm.

Stems 6'-20' high, erect or spreading, smooth; leaves mostly subradical, usually shorter than the culm. $1\frac{1}{2}$ "-4" wide, rough at the extremities, smooth on the lower half, glaucous or pale green; staminate spike subclavate, 6"-9" long, sessile, sometimes inconspicuous; pistillate spikes 2-4, subdensely flowered, perfectly cylindrical, $\frac{1}{2}$ '-1' long, the upper 2 usually approximate, the lower on erect, exserted stalks $\frac{1}{2}$ '-1' in length, or the lowest remote on a filiform spreading or recurved peduncle 2'-5' long, glaucous, turning to a dull brown; bracts like the leaves, sheathing, all but the lowest exceeding the culm; perigynia oblong-ovate, numerously finely nerved, of a thick or leathery texture, tapering to an acutish, entire or notched apex, about twice longer than the

ovate, acute or cuspidate scale; achenium obovate; style even (not tumid), curved or abruptly bent at the base.

Thin woods and moist places. Rare. June, July. Cayuga and Dutchess counties.

This species may be separated from *C. grisea*, which it resembles, by its shorter stems and leaves, its more cylindrical spikes, and shorter perigynia, and by its curved styles.

67. *Carex grisea* *Wahl.*

Stems 1°-2½° high, firm, usually somewhat robust, smooth, or sometimes roughish at the summit; leaves slightly hispid on the upper surface, smooth beneath, 1½"-3" wide, the highest exceeding the culm, pale green; staminate spike 3"-9" long, sessile; pistillate spikes 2-4, oblong, thick, loosely or subloosely flowered, ¼'-1' in length, the upper 2 usually contiguous, the uppermost sessile, the others more or less distant on stiff, erect peduncles ¼'-1' long, light green or fading to tawny; bracts leafy, sheathing, erect-spreading, or the upper divergent, much longer than the culm; perigynia oblong, obtuse, turgid, finely nerved, about the length of the ovate, cuspidate or rough-awned scale; achenium obovate, sometimes apiculate, with a straight, tumid or bulbous-thickened style.

Moist ground and grassy places. Common. June.

This species frequently forms tufts. Its straight, tumid or bulbous-thickened style articulates at or slightly above its base. A slender narrow-leaved form occurs which closely approaches, and which perhaps is referable to *Var. angustifolia* *Boott.*

Leaves and bracts alike, sheathing, conspicuously thin, the latter exceeding the culm; perigynia obovoid or ovate-triangular, finely striate or nerved, distinctly beaked, shorter than the tri-nerved, pointed or rough-awned scale.

Spikes 3-8 flowered, sheaths smooth oligocarpa.

Spikes 3-10 flowered, sheaths pubescent Hitchcockiana.

68. *Carex oligocarpa* *Schk.*

Stems 6'-18' high, slender, erect or somewhat diffuse, rough on the upper portion; leaves short, or sometimes equaling the culm, about 1" wide, slightly rough on the veins beneath and margins;

staminate spike linear or subclavate, subsessile or on a stalk $\frac{1}{2}$ '-1' in length; pistillate spikes 2-4, the upper 1 or 2 contiguous or distinct, short-pedunculate or sessile, the others distant or remote on stalks $\frac{1}{2}$ '-1 $\frac{1}{2}$ ' long, all erect, loosely 3-8 flowered on a flexuous rachis; bracts with smooth sheaths, thin, longer than the culm; perigynia obovoid-triangular, with a distinct straight or slightly oblique beak, shorter than the rough pointed or awned scale; achenium obovate, apiculate; style tumid above the minute persistent base.

Woods and shady places. Rare in the eastern part of the State, occasional elsewhere. June.

This species is distinguished by its thin, narrow foliage, few and loosely flowered spikes, nearly straight-beaked striate perigynia, and tri-nerved awned scale.

69. *Carex Hitchcockiana* Dev.

Stems 1°-2° high or more, erect or spreading, rough, or smooth below; leaves short, or the upper equaling the culm, 1'-1 $\frac{1}{2}$ ' wide, thin, more or less hispidly pubescent; staminate spike linear or subclavate, $\frac{1}{2}$ '-1' in length, on a slender, erect peduncle $\frac{1}{4}$ '-1 $\frac{1}{2}$ ' long; pistillate spikes 2-4, loosely 3-10 flowered on a flexuous rachis, the upper two approximate, mostly on included stalks or the highest sessile, the lower distant or remote on erect, slightly-exserted peduncles; bracts and sheaths roughly pubescent, the former mostly surpassing the culm; perigynia oval or obovate, obtusely triangular, striate-nerved, 2" long, with an abrupt or tapering oblique recurved truncate beak, a little shorter than the broad tri-nerved rough-awned white scale; achenium and style like the last.

Woods. Rare in the eastern part of the State. June, July

This may be distinguished from the preceding species by its pubescent sheaths, rougher foliage, shorter-stemmed fertile spikes, and by its perigynia, which have a conspicuously oblique or recurved beak.

Var. *triflora* Peck n. var. More slender, with the fertile spikes 1-3 flowered.

Collected on Mt. Defiance. June.

Pistillate spikes 2-6, more or less flexuous, the upper 2 contiguous or approximate, sessile or nearly so, the rest scattered

and stalked, or sometimes all subdistant; bracts mostly exceeding the culm; perigynia obtusely angled, prominently nerved and having an abruptly bent or recurved rarely straight beak.

Lower or radical leaves 8" broad or more	albursina.
Lower leaves less than 8" broad	1
1 Pistillate spikes densely flowered, perigynia ovate . . .	granularis.
1 Pistillate spikes subdensely or loosely flowered	2
2 Upper spikes usually contiguous, the sterile subsessile,	blanda.
2 Upper spikes rarely contiguous, the sterile stalked . .	3
3 Spikes subloosely flowered, bracts shorter than the culm,	styloflexa.
3 Spikes loosely flowered, bracts longer than the culm . .	laxiflora.

70. *Carex laxiflora* Lam.

Stems 1°-2° high, erect or spreading, triangular, smooth; leaves mostly subradical, short, 1½"-4" wide, smooth except on the margins, the radical often wider and half as long as the culm; staminate spike linear or clavate, ¾'-1' long, conspicuously stalked or subsessile; pistillate spikes 2-4, linear, loosely flowered on a flexuous rachis ¼'-1' in length, the uppermost (rarely 2) sessile or short-stalked at the base of the sterile, the others subdistant or the lowest remote, all on erect, exserted peduncles ¼'-1½' long; bracts leafy, short-sheathed, shorter or slightly longer than the culm; perigynia obovate, strongly nerved, with a straight or slightly recurved beak, exceeding the ovate, obtuse, mostly mucronate white scale.

A subradical spike on a slender, flattened peduncle 2'-2½' in length is not rare.

Woods, ravines and open places. Common. June.

Var. *varians* Bailey has stouter culms and broader leaves than the type, the fertile spikes a little closer flowered, the upper 2 mostly contiguous to the sterile, the highest sessile, bracts often longer than the culm, the perigynia less strongly nerved.

Var. *patulifolia* Carey differs from the type chiefly in its broader root leaves, 5"-7" wide, and in the usually longer bracts, equaling or surpassing the culm.

Very common in damp shades and ravines. May, June.

71. *Carex styloflexa* Buckley.

Stems 12'-18' high, slender, erect or diffuse, smooth, leaves 2'-4' long, 1" wide, the radical longer and 1"-1½" wide; staminate

spike about $\frac{1}{2}$ ' long on a slender, smooth stalk $\frac{1}{2}$ '- $\frac{3}{4}$ ' in length; scales oblong, blunt, light brown; pistillate spikes 2-4, $\frac{1}{4}$ '- $\frac{1}{2}$ ' in length, 5-10 subloosely flowered, scattered, all but the highest stalked, the lowest usually on a filiform recurved peduncle; bracts mostly shorter than the culm; perigynia obovate, lightly nerved, with a straight or recurved beak, longer than the ovate acute brown scale.

Grassy places. Rare. June. Albany and Cattaraugus counties.

This has been regarded by some as a variety of the preceding species, but it is easily separated by its short spikes.

72. *Carex blanda* *Des.*

Stems 8'-20' high, erect, triquetrous, rough on the angles; leaves $1\frac{1}{2}$ "-3" wide, rough above the middle, equaling or shorter than the culm; staminate spike clavate, 4"-9" long, sessile or on a stalk $\frac{1}{4}$ '-1' long; pistillate spikes 3-4, 3"-9" long, subdensely flowered, the upper 2 usually contiguous to the staminate spike and sessile or nearly so, the lower pedunculate, erect, or the lowest remote on a setaceous peduncle 2'-3' long, suberect or recurved; bracts leafy, mostly exceeding the culm; perigynia obovate, with a long or short tapering base, prominently nerved, terminating in a short recurved or abruptly bent beak, longer than the ovate, acute or mucronate white scale, more or less diverging at maturity.

Woods and fields. Very common. June.

Rarely among the large forms 1 or 2 of the lower spikes are compressed; occasionally there is but 1 spike, stalked or sessile and contiguous to the staminate, in which case the latter is usually long-peduncled, exceeding the bracts. This species has been considered by some as a variety of *C. laxiflora* to which it is joined in the Manual, but its short dense pistillate spikes and commonly short sessile staminate spike give it such a distinct aspect that it may be distinguished at a glance.

73. *Carex albursina* *Sheld.*

Stems 12'-20' high, erect or spreading, flaccid below, acutely triangular and somewhat winged above, smooth; stem leaves 2'-6' long, $1\frac{1}{2}$ "-3" wide, the radical longer, 8"-15" broad, smooth; staminate spike linear, 3"-15" in length, mostly sessile and often

inconspicuous; pistillate spikes cylindrical, loosely flowered on a slightly flexuous rachis $\frac{1}{2}$ '-1' long, the upper 1 or 2 contiguous to the staminate and sessile or nearly so, the lowest on a filiform peduncle 1'-2' long, all erect or slightly spreading; bracts leafy, 2"-4" broad, acuminate, the lowest much exceeding the culm; perigynia ovoid-elliptical or obovate, nerved, $1\frac{1}{2}$ "-2" long, half as broad, with a short recurved beak, twice the length of the obtuse mucronate white scale.

Rich moist soil in woods and shaded places. Not common. June. Albany, Cayuga and Jefferson counties.

This species was separated from *C. laxiflora*, to which it was formerly joined as *Var. latifolia* *Boott*, because of its broad leaves and bracts and its short sessile staminate spike. Its large perigynia also confirm the validity of its separation.

The fruit of this and the three preceding species shells easily, and the specimens should be collected while it is yet scarcely mature.

74. *Carex granularis* *Muhl.*

Stems 10'-24' high, mostly erect, smooth; leaves short, usually much shorter than the culm. 1" 4" wide, smooth, rough near the apex, sheaths prominently glaucous; staminate spike subclavate, $\frac{1}{4}$ '-1' long, sessile or short-peduncled, often inconspicuous; pistillate spikes 2-5, cylindrical, compactly flowered, $\frac{1}{4}$ '-1' in length, the upper 2 mostly contiguous to the staminate spike, sessile or slightly stalked, the others more or less distant on exerted peduncles $\frac{1}{4}$ '-2' long, erect or the lowest spreading, or rarely on a filiform drooping stalk 3' long; bracts leafy, rough, the lower sheathing, exceeding the culm; perigynia round-ovate or oblong-conical, prominently nerved, slightly turgid with a short bent entire or notched apex, nearly twice longer than the ovate pointed thin white scale; achenium obovate, minutely dotted, tipped with the abruptly bent style.

Wet or moist ground in meadows and grassy places. Common. June.

It is distinguished by the dense, cylindrical fertile spikes, and the strongly-nerved perigynia.

Var. recta *Dew.* is usually smaller, the spikes less densely flowered, the perigynia with a straight acute or acuminate point.

Staminate spike clavate, pedunculate; pistillate spikes 2-4, short-cylindrical, 2-9 loosely or subloosely flowered, all on exerted erect or spreading filiform stalks, the lowest often subradial or even radical; bracts leafy, sheathed, shorter or longer than the culm; perigynia acutely triangular, finely and closely nerved, with a short recurved or sometimes obsolete point; scale thin, white or brown.

Pistillate spikes pendulous; leaves 2"-5" broad laxiculmis.

Pistillate spikes erect-spreading, leaves 1"-1½" broad digitalis.

75. *Carex digitalis* Willd.

Stems 6'-18' high, slender, almost capillary, erect or at length spreading, smooth; leaves about the length of the culm 1"-1½" wide, rough-margined, bright green; staminate spike 6"-9" long, its stalk ½'-2½' in length; pistillate spikes 2-4, loosely 6-9 flowered, the highest sessile or long-peduncled, the lower subdistant or remote on filiform spreading peduncles 1'-2½' in length or more, the lowest sometimes pendulous; bracts leafy, sheathing, equaling or exceeding the culm; perigynia triangular-elliptical, finely nerved, with a short, obliquely bent point, nearly twice longer than the acute white scale.

Woods and ravines. Not very common. June.

The species is known by its narrow, 3-veined leaves and the small triangular perigynia. It usually grows in tufts.

76. *Carex laxiculmis* Sw.

Stems 10'-20' high, slender, suberect or prostrate, smooth; leaves mostly shorter than the culm, 1½"-5" wide, conspicuously 3-veined, glaucous, rough on the margins; staminate spike clavate, 6"-10" long, sometimes subtended by a slender green bract 2"-5" in length, mostly long-peduncled, exceeding the leaf-like sheathing bracts; pistillate spikes 3"-6" long, densely 3-8 flowered, all except the sessile highest one on drooping filiform peduncles 1½'-2½' long; perigynia triquetrous, elliptical, densely nerved, with a short oblique or curved point, exceeding the ovate, obtuse or pointed brown or white scale. (C. retrocurva Desv.)

Thin woods and copses. Common. June.

The broad glaucous leaves and drooping spikes on long filiform peduncles characterize this species.

There is a late form (*Forma scrotina*) in which the new growth develops fruit soon after the old fruit has matured. In it the s aminate spike is inconspicuous or abortive, and the pistillate spikes are erect and on peduncles much shorter than usual.

Staminate spikes clavate; pistillate 2-5, erect, mostly on included stalks; bracts about the length of their long sheaths or obsolete; perigynia acutely angled, finely nerved (obscurely in 80) with a short recurved or straight beak; leaves radical, prominently 3-ribbed (narrow and 1-veined in 80).

Leaves narrow, 1-veined	pedunculata.
Leaves 3-ribbed, bracts conspicuous	1
Bracts obsolete, sheaths purple	plantaginea.
1 Leaves 2"-5" broad, dark green	Careyana.
1 Leaves 3"-12" broad, whitish-green	platyphylla.

77. *Carex Careyana* Torr.

Stems 1²-2° high, erect-spreading, smooth; leaves rough beneath or smooth throughout, 2"-5" wide, shorter than the culm, dark green; staminate spike clavate, 5'-10" in length, its stalk $\frac{1}{2}$ '-1' long, usually with a scale-like or slender green bract, scales purplish or brown; pistillate spikes 2-3, loosely 2-8 flowered, the uppermost sessile at the base of the sterile, the others scattered, sometimes the lowest remote on a partly included stalk 1'-1 $\frac{1}{4}$ ' long; bracts leafy, as long as their sheaths; perigynia acutely triangular-ovate, 2"-2 $\frac{1}{4}$ " long, closely nerved, with an oblique or recurved beak, twice the length of the ovate, acute or mucronate purple-brown scale.

Woods and ravines. Rare. May. Cayuga, Genesee and Jefferson counties.

78. *Carex platyphylla* Carey.

Stems 8'-15' high, slender, erect, at length widely spreading, smooth; leaves shorter than the culm or rarely exceeding it, $\frac{1}{4}$ '-1' broad, smooth, glaucous or whitish green; staminate spike 4"-10" long, its peduncle $\frac{1}{4}$ '-1' in length or rarely subsessile, usually with a scale-like or bristle-shaped bract; pistillate spikes 2-3, 2-10 loosely flowered, scattered, all erect on included stalks;

bracts leafy, about twice the length of the spikes; perigynia ovoid, acutely angled, closely nerved, with a recurved, entire or notched beak, $1\frac{1}{2}$ " long, a little longer than the pointed brown scale.

Woods, hillsides and ravines. Common. June.

This species is easily recognized by its broad pale or glaucous leaves, conspicuous leaf-like bracts and short, loose, few-flowered spikes.

79. *Carex plantaginea* Lam.

Stems 1²-2³ high, slender, erect, at length spreading or prostrate, smooth; basal bracts 4-7, acute, dark purple; leaves shorter than the culm, $\frac{3}{8}$ '-1' broad or more, smooth, prominently 3-ribbed; staminate spike subclavate, acute at each end, $\frac{1}{2}$ ' in length, its stalk 5"-15" long, with dark purple scales; pistillate spikes 3-4, 3-10 loosely flowered, $\frac{1}{4}$ '- $\frac{3}{4}$ ' long, distant, erect on included peduncles, or the lowest subradical on an exerted stalk 1'-2' in length; bracts 2"-4" long, acuminate or bristle-tipped, purple, with dark purple sheaths $\frac{1}{4}$ '-1' long or more; perigynia triangular ovate, finely nerved, with a short recurved beak, 2"-2 $\frac{1}{2}$ " long, a little exceeding the ovate, acute, purple-pointed scale.

Shaded banks, hillsides, copses and open woods. Infrequent. May, June.

This is a very distinct species, recognizable at a glance by its broad radical leaves and its purplish sheaths, bracts and scales.

80. *Carex pedunculata* Michx.

Stems 3'-12' long, slender, diffuse, smooth; basal bracts purple with acute green points; leaves flat, 1"-1 $\frac{1}{2}$ " wide, rough beneath, stiff, longer than the culm; staminate spike cylindrical or ovoid, sessile, obtuse or acute, 2"-3" long, with dark purple scales; fertile spikes 2-4, 3-8 subdensely flowered, slightly staminate at the apex, 2"-4" in length, the uppermost sessile at the base of the sterile spike, the others subdistant on stalks $\frac{1}{4}$ '-1' long, suberect or spreading, radical spikes numerous, prostrate on filiform peduncles 2'-6' long; bracts inconspicuous, green, about the length of the sheaths; perigynia triangular-obovate, minutely downy or smooth, with a long tapering base and a short recurved minutely notched beak, smaller than the broadly obovate awned or cuspidate purplish scale.

Woods and banks. Common. May, June.

This species is characterized by its commonly prostrate growth, inconspicuous bracts and concealed fruit.

It inhabits chiefly dry shaded situations, but is found in meadows, on banks, and amongst shrubbery in rocky places.

Pistillate spikes 3-4, few flowered, on erect or drooping partly included stalks; bracts obsolete or as long as their respective sheaths; perigynia minute, oblong, obscurely nerved, with a bent or straight beak; olive-brown at maturity; leaves short, setaceous or about 1" wide.

Leaves subradical, not setaceous..... capillaris.

Leaves radical, setaceous..... eburnea.

81. *Carex capillaris* L.

Stems capillary, 4'-12' high, erect, smooth; leaves shorter than the culm, 1" wide or less, rough on the margins, the radical ones numerous, flat, soft, often involute when old; staminate spike clavate, 2"-3" long, its stalk 3"-9" in length; pistillate spikes 2-3, scattered, the uppermost usually erect and equaling the staminate spike, the lower on drooping peduncles 3"-12" long; bracts leaf-like, as long as their respective sheaths or more, the lowest usually exceeding its spike; perigynia oblong, 1"-1½" in length, nerveless, 2-ribbed, slightly turgid, somewhat thin in texture, olive brown, with a slender, entire roughish beak about twice the length of the ovate obtuse brown scale; achenium narrowly obovoid.

Wet places. Local. Cortland county.

82. *Carex eburnea* Boott.

Stoloniferous; stems 5'-12' high, capillary, but firm and erect, smooth; leaves bristle-shaped, recurved-spreading, rough above the middle, shorter than the culm; staminate spike linear, 3"-5" long, sessile or slightly peduncled between the more elevated and conspicuous pistillate spikes, acute at each end, the brown scales often partly concealed by the scarious sheaths; pistillate spikes 2-4, 2-6 densely flowered, 1"-2" long, approximate on slender stalks 4"-8" in length, sometimes the lowest distant; sheaths scarious, white with a tinge of brown at the base; perigynia

triangular obovate, obscurely nerved, smooth, olive-brown, shining, with a minute round beak, longer than the ovate obtuse or acutish light-brown scale.

Thin soil on or about limestone ledges. June.

A very small species, but one easily known by its setaceous leaves and its very small erect pistillate spikes surpassing the staminate one.

Plant dioecious; staminate and pistillate spikes of the same size and color; bracts, when present, scale-like or setaceous, sheathless; perigynia dark purple, densely hairy, with a short, entire beak; scales blackish purple.

83. *Carex scirpoidea* Mx.

Stoloniferous; stems 6'-15' high, slender, erect, smooth; basal bracts dark purple, acute or obtuse; leaves subradical, stiff, mostly much shorter than the culm, 1" wide, smooth; staminate spike subclavate, $\frac{1}{2}$ '-1' in length with a small greenish tri-nerved cuspidate bract and dark purple scales; pistillate spikes $\frac{1}{4}$ '-1' long, densely flowered; bracts setaceous, sheathless; perigynia ovate, very hairy, gradually tapering to a short entire or notched beak, mostly covered by the acutish blackish-purple ciliate scale.

Thin soil covering rocks. Adirondack mountains. July.

Plant monoecious; staminate spike clavate, sessile or short-stalked; pistillate spikes 1-5, globular-ovoid, oblong or cylindrical, sessile or short-stalked, the upper 2 contiguous or approximate, or all distinct and the lowest subdistant, each subtended by a scale-like or green bract, the lowest often by a leafy one $\frac{1}{2}$ '-2 $\frac{1}{2}$ ' long; perigynia subrotund, oval or elliptical, obtusely or acutely angled, mostly densely pubescent, abruptly contracted into a slender bifid beak; scale ovate, commonly brown or purplish, equaling or shorter than the perigynia.

Plant pubescent	pubescens.
Plant glabrous	1
1 Pistillate spikes on short stems, umbellately clustered,	umbellata.
1 Pistillate spikes not umbellately clustered.....	2
2 Bracts sheathing, purplish	Richardsonii.
2 Bracts not sheathing.....	3
3 Staminate spike 5" long or less	4
3 Staminate spike more than 3" long	6

4 Culms weak, recurved or reclining	5
4 Culms erect or spreading	Peckii.
5 Radical spikes present	deflexa.
5 Radical spikes wanting.....	Emmonsii.
6 Staminate spike about $\frac{1}{3}$ " wide, the lowest pistillate spike with a long slender green bract.....	Novæ-Angliæ.
6 Staminate spike more than $\frac{1}{3}$ " wide.....	7
7 Plant stoloniferous, scales of pistillate spikes commonly brown or purplish	Pennsylvanica.
7 Plant not stoloniferous, scales of pistillate spikes commonly greenish or tawny.....	varia.

84. *Carex umbellata* Schk.

Stems 2'-4' high, erect, growing in dense tufts from strong fibrous roots, somewhat stoloniferous; leaves 2'-10' long, about 1" wide, flat, or sometimes involute, rough, stiff, erect or spreading; staminate spike clavate, $\frac{1}{4}$ '- $\frac{1}{2}$ ' in length, rarely with a pistillate spike at its base; pistillate spikes in clusters of 2 or 3 on stems $\frac{1}{2}$ '-2' long; usually level topped, 3-8 flowered; perigynia ovoid or triangular-obovate, nerveless, lightly pubescent, green or turning to brownish with age, with an abrupt flattish bidentate beak, usually covered by the ovate pointed scale.

Dry or sandy soil and rocky places. Common. May, June.

The umbel-like clusters of pistillate spikes suggest the name of this species. They are often half concealed by the leaves.

Var. *vicina* Dew. A form with 1 or 2 fertile spikes at the base of the sterile spike.

It is found with the typical form.

85. *Carex Pennsylvanica* Lam.

Stoloniferous; stems 6'-18' high, slender, erect or spreading, rough or smooth, basal sheaths purplish or dull brown, fibrillose; leaves mostly about the length of the culm but sometimes exceeding it, $\frac{1}{2}$ "-1 $\frac{1}{2}$ " wide, rough-margined, bright or dull green, erect or diffuse; staminate spike club shaped, 5"-9" long, usually sessile, scales oblong obtuse or pointed, brown, or blackish brown; pistillate spikes 1-4, usually 3, globular or oblong, densely or loosely flowered, the upper 2 contiguous, sessile, the lowest 2"-6" distant, sessile or slightly stalked, bracts scale-like acute or

bristle-tipped, or sometimes the lowest leaf like and 9"-18" in length; perigynia subrotund or obovate, obtusely angled, densely or lightly pubescent, indistinctly nerved, abruptly contracted at the base, and narrowed above into a short bifid beak, covered by the ovate acute or acuminate, dark purplish or light brown scale.

Dryish soil in woods, copses or open places. Very common. May, June.

Var. *separans* Peck. Pistillate spikes 1-3, usually 2, the uppermost approximate to the short-stalked dark-brown sterile spike, the lowest 5"-10" distant; perigynia with a longer and more slender beak; otherwise like the type (Var. *distans*, Report 46, p. 51).

Along or within the borders of woods. Jefferson and Otsego counties. June.

Var. *gracilifolia* Peck, *n. nom.* Leaves long and slender, $\frac{1}{2}$ "- $\frac{2}{3}$ " wide, sometimes slightly involute and almost capillary, about equaling or sometimes considerably surpassing the slender culm. (Var. *angustifolia* l. e.)

Light or sandy soil in woods or open places. It often grows in tufts. This variety is common on Long Island. May.

Because of the frequent previous use of the varietal name under which this plant was published it is thought best to give it a new name.

Var. *glumabunda* Peck, *n. var.* Stems 8'-18' high, rather weak and often somewhat drooping, frequently growing in definite tufts; pistillate spikes mostly short and sessile as in the type, but sometimes the lowest 3'-5" long, conspicuously stalked or on a capillary peduncle 2'-3' long which issues from the axil of the uppermost leaf, the others near the staminate spike and contiguous to each other or the lower sometimes 4'-6" distant, these occasionally sterile and acute at the apex; scales conspicuously brown or blackish brown, oblong-ovate or lanceolate, sharp-pointed or cuspidate, longer than the perigynia and widely spreading at maturity. (Forma paleacea in part, l. e.)

Sandy soil. Albany and Suffolk counties.

Very rarely a second long-peduncled spike issues from the axil of one of the lower leaves. In all these varieties the bract of the lowest sessile spike is sometimes longer than its spike and green or foliaceous.

86. *Carex varia* Muhl.

Stems 6'-18' high, rather stout, erect or spreading, roughish above the middle; basal bracts bright purple, fibrillose; leaves mostly shorter than the culm, 1"-2" wide, rough; staminate spike clavate, 4"-12" long, sessile or short-stalked, tawny or brown; pistillate spikes 2-5, usually 3, globular or oblong, sessile or sometimes the lowest short-peduncled, all separate or the upper 2 occasionally contiguous, each with a scale-like bract or the lower 2 subtended by leaf-like bracts $\frac{1}{2}$ "-2" long; perigynia subrotund or obovate, pubescent, abruptly contracted into a short bifid beak, covered by the ovate, pointed, pale-greenish, whitish or tawny-brown scale. (*C. communis* Bailey, Gray's Man., 6th ed.)

It is noteworthy that the smallest plants often have the long staminate spikes, and commonly the tall plants the short spikes which are 4"-6" long. In his description of this species Muhlenberg remarks, "variat spica mascula abbreviata et elongata." No other species in this group is known to have such a variable staminate spike.

In some of its forms *C. Pennsylvanica* approaches this species, but the absence of creeping rootstocks, the paler scales of the pistillate spikes and the more constant green foliaceous bract of the lowest spike will distinguish this plant. The scale of the pistillate spike is often entirely whitish or scarious except the green midrib. The species is found chiefly in hilly or rocky places in loose or gravelly soil. It seems to avoid sandy soil. It matures its fruit in May and June.

The name *C. varia* Muhl. formerly applied to this species was referred by Prof. Bailey to *C. Emmonsii* Dev., and in its place he substituted *C. communis* Bailey. This name was discarded in the List of Plants of Northeastern North America, and *C. pedicellata* Britton adopted in its stead.

87. *Carex Emmonsii* Dev.

Stems capillary, 3'-15' high, suberect or procumbent, smooth; basal sheaths dull purplish-brown, mostly green at the extremities, slightly fibrillose; leaves lax, about $\frac{1}{2}$ " wide or more, flat, rough-margined, shorter than the culm or sometimes surpassing it; staminate spike slender, subclavate, sessile about 3" long,

acute or obtuse, commonly pale, but dark brown in the variety; pistillate spikes 2-4, ovoid, sessile, the upper 2 contiguous, the other distinct, densely 3-8 flowered, each with a scale-like bract, the lowest often bristle-tipped, or rarely leaf like; perigynia triangular-oval, pubescent, with a long slender base, contracted above into a narrow, oblique, bifid beak, usually about the length of the body; scale ovate-oblong, pointed, whitish, barely tinged with brown, as long as the perigynium.

Commonly in dry places but sometimes in low wet soil. Common. May, June.

The species is easily recognized by its weak reclining or prostrate stems, contiguous or approximate pistillate spikes and short, narrow, sessile, staminate spike.

Var. *distincta* *Howe n. var.* Light or glaucous green; staminate spike linear $\frac{1}{2}$ " wide, 2"-5" long; pistillate spikes distinct, 2"-5" apart, the lowest with a green bract 2-4 times the length of the spike, 3-5 flowered; perigynia obovoid, minutely pubescent, with a rather short, straight or oblique bifid beak, about the length of the acute white scale.

This variety seems to be intermediate between the type and *C. Novæ-Angliæ*.

Var. *colorata*. Differs from the type only in its dark purple scales, which give a much darker color to the spikes than in the type. Common in Westchester county. It is *C. varia* *Muhl.* var. *colorata* *Bailey* in the Manual.

89. *Carex Novæ-Angliæ* *Schw.*

Stoloniferous; stems 4'-12' high, slender, diffuse or erect, slightly rough above the middle, usually purple and a little fibrillose at the base; leaves mostly shorter than the culm, $\frac{1}{2}$ "-1" wide, flat, erect or spreading, rough-margined, bright green; staminate spike linear, 3"-6" long, $\frac{1}{2}$ " wide, short-peduncled or subsessile, light brown; pistillate spikes 1-3, ovoid, densely flowered, the upper 2 contiguous, or sometimes 3"-6" apart, sessile or the lower one on a short pedicel, each with a scale-like awned bract longer than the spike, the lowest distant, conspicuously stalked, subtended by a green filiform bract nearly or fully equaling the culm; perigynia triangular obovoid, slightly pubescent, tapering to a short base and abruptly contracted

above into a short, slender, bidentate beak, mostly covered by the ovate acute or pointed whitish scale.

Damp soil in shaded hilly places. Rare. Rensselaer county. June.

The distant lowest pistillate spike with its long slender green bract and the very narrow short-peduncled staminate spike are noticeable features of this species.

90. *Carex Peckii* *Howe*.

Strongly stoloniferous; stems 3'-15' high, slender, erect or spreading, smooth, purplish and lightly fibrillose at base; leaves mostly much shorter than the culm, 1"-1½" wide, open and flat, soft, erect or spreading, rough-margined, bright green; staminate spike linear, 1½"-3" long, sessile, often invisible, scales brown, white-margined; pistillate spikes 2-3, ovoid, sessile, 2-3 closely flowered, the upper two crowded, usually concealing the staminate spike, each with a green setaceous or short-awned, divergent bract mostly not longer than the spike, the lowest 1½"-2" distant, subtended by a green divergent bract about twice the length of the spike; perigynia triangular-elliptical, 1¾"-2" long, ¾" broad, hairy, with an evenly tapering base and a short bidentate beak, longer than the ovate acute or cuspidate whitish or brownish scale; achenium exactly elliptical, ½" wide, substipitate, the style deciduous at its base.

Dry soil in woods and open places. May, June. Albany, Essex, Jefferson, Cayuga and Yates counties.

This is *C. Emmonsii* *Don*. var. *elliptica* *Boott*.

91. *Carex deflexa* *Horne*.

Densely tufted; stems 2'-6' high, capillary, curved, diffuse, smooth; basal bracts acute or cuspidate fibrillose, dull brown or purple; leaves shorter or longer than the culm, ½"-1" wide, smooth, open and flat; staminate spike small and inconspicuous; pistillate spikes 1-3, usually 2, contiguous, 2-6 flowered, 1"-1½" in length and thickness, green or brownish, the lowest slightly peduncled with a green filiform bract 2"-4" long; radical spikes occasional; perigynia pyriform, tri-costate, thinly pubescent, contracted above into a short, flat, slightly curved or oblique beak, a little exceeding the ovate acute or acutish, green and purple glume.

Adirondack mountains. July.

It forms small dense tufts, the short capillary stems often being prostrate at maturity, the longer leaves partly concealing the fruit; or, they are suberect, and the spikes drooping; by which, and the apparent absence of the sterile spikes, this delicate species may be readily known.

Var. *Deanci Bailey*. Stems 6'-12' high, mostly longer than the leaves; staminate spike 2"-3" long, less than $\frac{1}{2}$ " wide, often oblique; pistillate spikes 4-8 flowered, 2"-3" apart, the lowest conspicuously stalked, its bract leaf-like and longer than the culm; radical spikes few or numerous.

Adirondack mountains.

92. *Carex Richardsonii* R. Br.

Stoloniferous; stems 4'-9' high, stiff, erect or recurved-spreading, rough; basal bracts dull purple or tawny; leaves shorter than or as long as the culm, 1"-1 $\frac{1}{2}$ " wide, smooth, rough margined, their extremities often involute, stiff, erect or recurved-spreading; staminate spike clavate, about 1' long, on a short stalk or subsessile, conspicuously mottled; pistillate spikes 1-2, 3"-9" long, densely flowered, approximate, erect, the lowest on an included stalk, its sheath (or bract) 6"-9" long, acute or acuminate, usually covering the lowest scale, dark purple or brown; perigynia subglobose or obovoid, thickly pubescent, obscurely nerved, with a long tapering base, contracted above into a short point with an entire or erose orifice; scale ovate-oblong, obtuse, purplish-brown with scarious margins.

Dry ground. Rare. Monroe county.

This species seems to be quite local. It is, however, well marked by its purplish bracts and by its spikes appearing as if spotted with purple or brownish-purple.

93. *Carex pubescens* Muhl.

Stems 1'-2 $\frac{1}{2}$ ' high, erect, hairy; leaves shorter than the culm 1 $\frac{1}{2}$ " 2 $\frac{1}{3}$ " wide, pubescent, dull green; staminate spike subclavate, on a peduncle 3"-6" long, erect, tawny; pistillate spikes 2-4, oblong or short cylindrical, subdensely flowered, 5"-9" long, approximate, the upper 2 sessile or nearly so, the lowest on stalks 3"-6" in length, all erect; bracts conspicuous, the upper setaceous, the lowest leaf-like, 1'-2' long; perigynia acutely triangular-

obovate, densely hairy, 2" long, $\frac{3}{4}$ " wide, obscurely nerved, with a prominent bifid beak, a little longer than the oblong-ovate, cuspidate white scale.

Wet, grassy places. Common. June.

It is distinguished from the other species of this group by its larger size and general pubescence.

Staminate spike single, stalked, often fertile at the apex; pistillate spikes 3-5, cylindrical, densely or loosely flowered on a straight or flexuous rachis, all on filiform more or less drooping peduncles; bracts sheathing, longer or shorter than the culm; perigynia obtusely or sharply triangular ovate or fusiform with a long tapering beak, slightly inflated.

Pistillate spikes densely flowered.....	1	
Pistillate spikes loosely flowered.....	2	
1 Spikes clavate or cylindrical, green, perigynia sharply angled.....		prasina.
1 Spikes cylindrical, fulvous, perigynia obtusely angled...		castanea.
2 Perigynia short-stalked.....		areolata.
2 Perigynia sessile.....	3	
3 Perigynia tapering into a long beak.....		debilis.
3 Perigynia contracted into a rather short beak.....		glabra.

94. *Carex prasina* *Wahl.*

Stems 15'-30' high, slender, often diffuse, slightly scabrous on the acute angles; leaves shorter than the culm, rough at the summit and on the margins, $1\frac{1}{2}$ " wide or less; staminate spike cylindrical or club-shaped, 1' $1\frac{1}{4}$ ' long, on a filiform peduncle $\frac{1}{4}$ '-1' in length, mostly drooping, often with a few pistillate flowers at the apex; pistillate spikes 3-4, cylindrical, $\frac{1}{2}$ '-1 $\frac{1}{2}$ ' long, densely flowered or loosely flowered at the base, on filiform nodding stalks, the upper 2 or 3 approximate, the lowest remote on a peduncle $1\frac{1}{3}$ '-2 $\frac{1}{3}$ ' in length; bracts leafy, the lower ones usually surpassing the culm, the upper 1 or 2 often slender, scarcely exceeding the spike; perigynia acutely triangular, few-nerved, tapering each way from below the middle, terminating above in a short, smooth, minutely-notched or entire beak, exceeding the oblong-ovate, acute or cuspidate white scale; achenium triangular-elliptical, apiculate.

Moist or wet fields and woods. Common. May, June.

The pistillate spikes, when fresh, are pale green and more densely flowered than in any of the other members of this group. This is *C. miliacea* *Muhl.* of the older botanics.

95. *Carex arctata* *Boott.*

Stems 1°-2° high, slender, erect-spreading or diffuse, smooth, somewhat stoloniferous, basal bracts dark purple; leaves mostly shorter than the culm, radical leaves numerous, $1\frac{1}{2}$ "-5" wide, smooth, rough-margined; staminate spike linear, 6"-9" long, its filiform stalk 5"-8" in length, often inconspicuous; pistillate spikes 3-5, $\frac{1}{2}$ '-1 $\frac{1}{4}$ ' long, loosely flowered on a flexuous rachis, all on drooping peduncles $\frac{1}{2}$ '-3' long, scattered, or the upper 2 approximate, the highest usually extending above the staminate spike, the lowest remote; bracts leafy, sheathing, or the upper mostly filiform, equaling or extending above the culm; perigynia ovate, stipitate, nerved, obtusely angled, tapering to a short bidentate beak, longer than the white, acute or cuspidate scale; achenium obovoid, apiculate.

Woods and shaded banks. Common. May, June.

The stipitate perigynia constitute a distinguishing feature of this species.

C. arctata × *castanea* *Bailey*. Pubescent; spikes 1" wide, loosely flowered, green or yellowish, somewhat approximate, erect-spreading or drooping; perigynia ovate, nerved, hairy, with a short bifid beak a little exceeding the acute whitish scale. (*C. Knieskernii* *Dev.*) In the List of the Plants of Northeastern North America this stands as *C. arctata* × *formosa* *Bailey*.

96. *Carex debilis* *Mr.*

Stems 1°-2 $\frac{1}{2}$ ° high, slender, erect or spreading, smooth, sometimes stoloniferous; leaves shorter or longer than the culm, $1\frac{1}{2}$ "-2" wide, spreading, rough; staminate spike linear, pistillate at the summit, short-stalked or sessile; pistillate spikes 3-5, linear or narrowly cylindrical, loosely flowered on a flexuous rachis 1'-3' long, the 2 or 3 upper approximate on drooping stalks $\frac{1}{2}$ '-2' in length, or the highest nearly erect, the lowest remote, pendulous on a peduncle 2'-3' long, rarely branched at the base; bracts leafy, sheathing, exceeding or equaling the culm; perigynia fusiform, nerved, 3" long, tapering into a long slender

hyaline bifid beak, twice the length of the obtuse or acutish white scale; achenium exactly elliptical, stipitate, apiculate.

Fields and woods. Very common. June, July.

The species is distinguished by its long flexuous fertile spikes and its spindle-shaped perigynia.

Var. *strictior* Bailey. Stems taller and mostly erect; leaves firmer, 2" wide, spikes stiff and erect or erect-spreading; perigynia deep green, a little longer than the scale.

Var. *interjecta* Bailey. Stems tall, erect; pistillate spikes nearly erect, often compound at base, alternately flowered; perigynia shorter than in the type. Differs from the last in its narrower leaves and more loosely flowered spikes.

97. *Carex glabra* Booth.

Stems 1°-2° high, slender, erect or somewhat spreading, smooth; basal bracts dark purple; leaves about the length of the culm or less, 1"-1½" wide, rough, bright green; staminate spike linear, 1' long or more, short-peduncled, often fertile at the apex; pistillate spikes 3-4, cylindrical, flexuous, subloosely flowered, 1'-1½' long, the upper 2 approximate, the lowest remote, all on filiform drooping peduncles 1'-6' long, or the uppermost short-stalked and suberect; bracts leafy or the upper ones filiform, sheathing, usually exceeding the culm; perigynia narrowly oblong-elliptical or lanceolate, nerved, 2½"-3" or more in length, gradually tapering into an empty sharply bidentate beak, twice the length of the obtuse brown-margined scale.

Wet places. Rare. June, July. Oneida and Otsego counties.

The few flowered slightly flexuous fertile spikes and the large perigynia are characteristic of this species, which approaches *C. debilis* in appearance.

98. *Carex castanea* Walt.

Stoloniferous; stems 1°-2' high, erect, acutely angled, lightly pubescent, basal bracts dull brown, pubescent; stem leaves 1'-3' in length, the radical half as long as the culm or more, 1½"-2" broad, soft-hairy, conspicuously veined, glaucous or fulvous-green; staminate spike clavate, usually acutish at each end, 6"-9" long, on a stiff stalk ½'-1' in length, bright brown; pistillate spikes 2-4, oblong, or cylindrical, densely flowered, sometimes sterile at the apex or base, ½'-1' long, 2" wide, the upper 2 or 3 aggregated on

drooping stalks $\frac{3}{4}$ '-1' in length, the lowest distant and pendulous; bracts variable, the lowest leafy, 2'-3' long, sheathing, the upper setaceous; perigynia ovate-lanceolate, 2 $\frac{1}{2}$ " long, turgid, 2-ribbed, obscurely nerved, spreading, tapering into a long smooth or roughish, mostly entire beak, about one-third longer than the acute, fringed, brown scale.

Very rare. May, June. Oneida and Herkimer counties.

Well marked by its glaucous leaves, and its short, yellowish or brown spikes, the upper subtended by setaceous bracts. This is *C. flexilis* *Rudge* in the older botanies.

Perigynia moderately inflated.

Staminate spikes 1-4, the terminal stalked; pistillate spikes 2-5, sessile or short-stalked (the lower ones long-stalked in 99), approximate or distant, ovoid, oblong or cylindrical; bracts leafy, longer or shorter than the culm; perigynia ovoid or oblong-conic, nerved, smooth or pubescent, somewhat coriaceous in texture, with a short bifid beak.

Perigynia scabro-pubescent.....	scabrata.
Perigynia smooth or granular, pistillate spikes distant, purple.....	polymorpha.
Perigynia pubescent.....	1
Perigynia smooth or slightly rough, spikes not purple..	2
1 Pistillate spikes cylindrical, leaves involute.....	filiformis.
1 Pistillate spikes cylindrical, leaves not involute.....	3
3 Leaves and bracts exceeding the culm.....	lanuginosa.
3 Leaves and bracts shorter than the culm.....	4
4 Spikes ovoid or oblong, approximate.....	vestita.
4 Spikes oblong-cylindrical, distant.....	Houghtonii
2 Pistillate spikes 6"-12" long, 2"-4" wide, leaves involute.	striata.
2 Pistillate spikes 2'-3' long, 4"-5" wide, leaves flat....	riparia.

99. *Carex scabrata* *Schw.*

Stems 1°-2° high, rather stout, rough on the angles; leaves numerous, the upper ones surpassing the culm, 2'-3" wide, rough, light-green; staminate spike clavate, 6"-9" long, its peduncle 2"-6" in length; pistillate spikes 3-5, cylindrical, densely flowered above, thinly at the base, approximate or scattered, the upper 2 sessile and erect, the others on erect or spreading stalks $\frac{1}{2}$ '-2 $\frac{1}{2}$ ' in length; bracts leafy, sheathless or sometimes the upper ones short-filiform, the lowest surpassing the culm; perigynia ovoid,

nerved, slightly turgid, scabro-pubescent, contracted into a short obliquely toothed beak exceeding the ovate acute or cuspidate brown scale; achenium obovate, acutely triangular.

Scattered or in patches along streams and in wet places. Common. June.

A rather coarse but bright-green species with the fertile spikes of a bristly or squarrose appearance when mature. It is somewhat stoloniferous.

100. *Carex filiformis* L.

Stems 1°-3° high, slender, erect, obtusely angled, mostly smooth; basal bracts 1' 2½' in length, pointed, purplish-brown, more or less fibrillose; leaves 1'-1½" wide, carinate, prominently grooved, smooth, rough-margined, becoming doubled or involute when dry, shorter than the culm, the radical ones numerous and longer; staminate spikes 1-3, rarely 4, clavate or cylindrical, 1'-2' in length, on a slender peduncle 1'-2½' long, subtended by a scale-like, bristle-tipped, or short setaceous bract; pistillate spikes 1-4, usually 2, cylindrical, densely flowered, or sometimes loosely at the base, subdistant or remote, sessile, or the lowest short-stalked, often staminate at the apex, ½' 1½' in length; perigynia obtusely triangular, ovoid, nerved, of a thick coriaceous texture, densely pubescent or tomentose, slightly inflated, contracted into a short, sharply toothed beak, mostly covered by the ovate lanceolate, pointed or rough cuspidate brown scale, the latter usually widely spreading at maturity.

Swamps and wet meadows. Common. June, July.

This species may be recognized by the long sterile, and grayish fertile spikes, and by the usually erect, narrow, carinate leaves. It seems to prefer cold elevated swamps and bogs, though by no means limited to them.

101. *Carex lanuginosa* M.

Stems 1°-2° high, stout erect, acutely angled, roughish above the middle; root stock somewhat creeping; leaves open and flat, smooth, 1'-1½" wide, shorter than the culm; staminate spikes 1-3, ½'-1½' long on stiff peduncles ½'-1½' in length; pistillate spikes 2-4, ½'-1' in length, 2½"-3" thick, densely flowered, cylindrical, the uppermost usually sessile, the lower distant on short stalks, or the lowest remote on a slender peduncle 1'-1½' long,

spreading or suberect, the others mostly ascending; bracts leafy, the lowest sheathing, longer or shorter than the culm; perigynia ovate, nerved, densely hairy, abruptly contracted into a short bidentate beak, about the length of the ovate cuspidate brown spreading scale.

Wet meadows, marshes and swales. Not rare. June.

This differs from the preceding in its open flat leaves, shorter bracts and stalked fertile spikes. The carinate or involute leaves of the former cause them to appear to be much more narrow than those of this species, which is considered by some to be a mere variety of *C. filiformis*.

102. *Carex vestita* Willd.

Stoloniferous; stems 1°-3° high, rigid, acutely angled, rough at the summit; basal bracts fibrillose; leaves 1"-1½" broad, rough, shorter than the culm; staminate spikes 1-2, clavate, mostly sessile, ¾'-1¼' long; pistillate spikes 2-4, ovoid or short-oblong, 5"-9" in length, compactly flowered, approximate or distant, rarely remote, sessile, erect, frequently with a few staminate flowers at the apex; bracts leafy, as long as the spikes, or the lowest 1½' long; perigynia ovate, nerved, densely hispid-pubescent, contracted into a short beak, the white orifice erose or slightly notched; scale ovate, cuspidate, brown with a white margin.

Wet or dry sandy places. Rather rare. Albany, Richmond and Suffolk counties.

It is credited by Dr. Torrey to the western counties of the State, but if there, it must be very scarce.

103. *Carex polymorpha* Michx.

Stems 1°-2° high, stout, strict, acutely angled, smooth; leaves 1'-6' long or more, 1°-3" broad, smooth; staminate spikes 1-4, the terminal short or long-peduncled, clavate, ¾'-1' long, frequently with a few pistillate flowers at the base; pistillate spikes 1-2, usually cylindrical, densely flowered, occasionally sterile at the apex, ½'-1½' long, on exserted erect stalks ½'-1' in length; bracts leafy sheathing, mostly as long as the spike; perigynia oblong-ovate nerved, conspicuously turgid, minutely papillose or smooth, abruptly contracted into a slender purplish beak with

an oblique, entire or slightly notched orifice, longer than the ovate, obtuse, dark purple scale.

"Western counties." Dr. Torrey in the N. Y. State Flora. It does not appear to have been collected in the State recently.

104. *Carex striata* *Mc.*

Stoloniferous; stems 15'-30' high, stiff and erect, acutely angled, rough near the summit; basal bracts purple, fibrillose; leaves shorter or longer than the culm, 1"-2" wide, the upper surface rough, involute when dry; staminate spikes 2-3, the terminal one 1'-2' long, short stalked or sessile, the lowest with a setaceous bract $\frac{1}{2}$ '-1' in length; pistillate spikes 1-2, distant or remote, the highest sessile, the lowest short-peduncled, densely or subdensely flowered, 9"-18" long, erect; bracts leafy, shorter or longer than the culm, or the highest about equaling it; perigynia oblong-ovate or subglobose, prominently nerved, smooth or roughish with a scattered pubescence, somewhat divergent, abruptly contracted into a short bifid beak with whitish teeth, about twice the length of the ovate, obtuse or acute, thin scale.

Wet places and boggy shores of ponds. Suffolk county. June.

Var. *brevis* *Bailey*. More slender, the leaves and bracts shorter and narrower (1" wide), the fertile spikes narrower, the highest sometimes sterile at the apex and the perigynia pubescent; otherwise like the type.

105. *Carex Houghtonii* *Torrey*.

Stoloniferous; stems 1'-2' high, stiff, erect, acutely angled, rough at the summit; leaves shorter than the culm, 1"-2" wide, rough-margined; staminate spikes 1-2, clavate, the terminal one on a stiff peduncle $\frac{1}{2}$ '-1' long, the lowest often with a setaceous or bristleform bract as long as the spike or longer; pistillate spikes 1-3, cylindrical or short oblong, subdensely flowered, $\frac{1}{2}$ '-1' long, subdistant, the upper two sessile, the lowest on an exerted stalk 3"-9" in length, all erect; bracts leafy, sheathless, or the lowest short-sheathed, equaling or exceeding the culm; perigynia broadly ovate, prominently nerved, rough-pubescent, abruptly contracted into a short, slender, sharply toothed beak, a little exceeding the ovate pointed or rough-awned brown scale; acheneum broadly obovate, minutely dotted.

Sandy soil. Rare. Essex and Saratoga counties. June, July. Sometimes the mature perigynia become reddish-brown or almost chestnut color.

106. *Carex riparia* Curtis.

Stoloniferous; stems 2'-3½' high, stout, acutely angled, rough above the middle, flaccid at the base; leaves longer than the culm, 2"-5" wide, mostly smooth on the upper surface, rough beneath, erect or spreading, glaucous; staminate spikes 2-5, cylindrical, the highest 1½' in length on a stalk 1' long or less, the lowest with a setaceous bract 1'-1½' long; pistillate spikes 2-4, densely flowered, or loosely at the base, cylindrical or clavate, 1½'-3' long, 4"-5" thick, distant, the uppermost sessile, the others short-peduncled, all erect, or the lowest sometimes spreading; bracts leafy, equaling or exceeding the culm; perigynia oblong-conical, finely nerved, smooth, gradually tapering into a short conical bidentate beak, a little longer than the ovate-lanceolate, awned scale; achenium narrowly obovate, apiculate.

Bogs, swamps and wet places. Common. June.

This is readily determined by the large erect spikes and oblong-conical, finely-nerved, olive-brown perigynia. It is *C. lacustris* Willd.

Staminate spikes 1-5, stalked or the lower ones sessile, rarely fertile at the apex; pistillate spikes 1-4, cylindrical or short-oblong, densely or subdensely flowered, subapproximate, distant or remote, sessile or nearly so, erect; bracts leafy, the lower short-sheathing or sheathless, mostly surpassing the culm; perigynia turgid, ovate-lanceolate, nerved, pubescent or smooth, with a long bifurcate beak, the teeth mostly recurved-spreading.

Perigynia smooth	aristata.
Perigynia hairy	1
1 Staminate spikes 1-2	hirta.
1 Staminate spikes 2-5	trichocarpa.

107. *Carex hirta* L.

Stoloniferous; stems 8'-24' high, slender, erect or spreading, smooth below the summit, obtusely angled; leaves shorter than the culm, or, in low forms, the radical surpassing it, 1"-1½" wide,

scabro-pubescent, densely hairy on the sheaths, light green; staminate spikes 1-2, cylindrical, $\frac{1}{2}$ '-1 $\frac{1}{4}$ ' long, on a slender peduncle 1'-2' in length, the lowest $\frac{1}{2}$ ' long and sessile; pistillate spikes 1-3, distant or remote, the highest sessile, the lowest on an included stalk $\frac{1}{2}$ '-1' in length, erect, subdensely flowered, $\frac{3}{4}$ '-1 $\frac{1}{2}$ ' long; bracts leafy, the lowest sheathing, surpassing the culm; perigynia ovate-oblong or lanceolate, prominently nerved, turgid, downy-pubescent, 3" long, tapering into a long slender bifurcate beak, longer than the ovate rough-awned scale.

Introduced. Rare or local. Cayuga county. June, July.

It is separated from the next by its light green foliage and downy sheaths, and by its fewer, softer fertile spikes.

108. *Carex trichocarpa* *Muhl.*

Stems 2^o-3^o high, rigidly erect, acutely angled, smooth or hispid on the angles above; leaves stiff, rough, 2"-3" wide, longer than the culm; staminate spikes 2-5, linear or subclavate, $\frac{1}{2}$ '-1 $\frac{1}{2}$ ' long, the terminal short-stalked, rarely with a few fertile flowers at the base or apex, the lowest, which is frequently the longest, with a bristleform bract, each tapering to an acute apex; pistillate spikes 2-4, distant, short-peduncled, or the highest subsessile, erect, cylindrical, closely flowered above, somewhat loosely at the base, 1'-2 $\frac{1}{2}$ ' long or more; bracts leafy, sheathless, longer than the culm; perigynia oblong-ovate, prominently nerved, hispidly pubescent, gradually tapering into a long bifurcate beak, the teeth sharp and spreading; scale ovate-lanceolate, thin, brown with scarious margins, shorter than the perigynium; achenium obovate, apiculate, smooth.

Marshes and wet places. Common. June, July.

Prominently marked by its 2-5 narrow acute sessile sterile spikes, and its rough-hairy, deeply cleft perigynia.

Var. *imberbis* *Gray*. A reduced form with rough sheaths, smooth perigynia and mostly longer scales.

109. *Carex aristata* *R. Br.*

Stems 1^o-2 $\frac{1}{2}$ ^o high, erect, stout, acutely angled, smooth below the spikes; leaves longer than the culm, 1 $\frac{1}{2}$ "-3" wide, smooth, rough on the margins, stiff, yellowish green; staminate spikes 1-4, club-shaped, the uppermost on a stalk $\frac{1}{2}$ '-1' long; pistillate

spikes 2-4, distant, the upper two sessile, the lowest on a short included stalk, densely flowered, 9"-24" in length; bracts leafy, the lowest sheathing, mostly longer than the culm; perigynia oblong-ovate, smooth, prominently nerved, 3"-3½" in length, gradually tapering into a long and slender bifurcate beak, the awn-like teeth recurved, a little longer than the ovate-lanceolate, hispidly-awned scale; achenium elliptical, apiculate, very minutely papillose.

Very rare. June. Jefferson county.

Staminate spike solitary; pistillate spikes cylindrical, pendulous; perigynia stipitate, lanceolate, finely and densely nerved, with a slender deeply cleft beak, strongly reflexed at maturity.

Perigynia with long, very strongly recurved teeth. comosa.

Perigynia with long straightish or divergent teeth. . . Pseudo-Cyperus.

110. *Carex comosa* Boott.

Stems 2°-3° high, robust, erect, acutely angled, flaccid at the base, rough above the middle, smooth below; leaves surpassing the culm, 4"-5" broad or more, rough toward the extremities; staminate spike cylindrical, 1½'-1¾' in length, subsessile or short-stalked, with a filiform bract mostly exceeding the culm; pistillate spikes 3-5, 1'-2½' long, 5"-7" wide, compactly flowered, the upper two, or sometimes three, approximate, the lowest distant or remote, all on slender pendulous peduncles, frequently sterile at the apex; bracts leafy, sheathless, surpassing the culm; perigynia stipitate, lanceolate, densely nerved, gradually tapering into a long, slender bifurcate beak, the awn-like teeth strongly recurved; perigynia reflexed at maturity; scale lanceolate, bristle-tipped, a little shorter than the perigynium.

Shores and wet places. Common. July, August.

The strongly recurved teeth of the reflexed perigynia, the former as conspicuous at the time of flowering as at maturity, are characteristic of this species, which is closely allied to the next following one, of which, by some, it is considered a variety.

111. *Carex Pseudo-Cyperus* L.

Stems 2-3' high, stout, sharply angled, smooth below the spikes, slightly flaccid at the base; leaves rough, 2"-4" wide, much surpassing the culm; staminate spike cylindrical, 1½'-2½' in

length, short-peduncled, with a filiform bract one-half the length of the spike or more; pistillate spikes 2-5, compactly flowered, exactly cylindrical, 2'-3' in length, usually one or more compound at the base and sometimes sterile at the apex, the upper ones mostly approximate and the lowest distant, all pendulous on filiform peduncles $\frac{3}{4}$ '-2' long; bracts leaf-like, sheathless, rough on both surfaces, much surpassing the culm; perigynia triangular-lanceolate, prominently nerved, smooth, stalked, gradually tapering into a short forked beak, the sharp teeth straight or spreading; scale lanceolate, rough-awned, about the length of the perigynia which are strongly reflexed at maturity.

Shores and wet places. Common. July, August.

Closely like the preceding when mature, but the spikes are more evenly cylindrical, and the teeth of the perigynia less spreading, and not so strongly recurved. Also, in its early stage it has been confounded with the next following species, which it resembles, but its longer spikes and peduncles should distinguish it.

Perigynia much inflated.

Staminate spike single (rarely 2), stalked, sometimes fertile at the summit or base; pistillate spikes 1-4, approximate, or the lowest distant and spreading, the upper sessile and suberect or all on short stalks, spreading or drooping, densely flowered, squarrose.

- Pistillate spikes erect, 3" wide, perigynia 8-nerved ... Bailey.
 Pistillate spikes 6" wide, perigynia 10-nerved tentaculata.
 Pistillate spikes 5"-6" wide, the lower drooping hystericina.

112 *Carex hystericina* Muhl.

Stems 15'-24' high, erect, acutely angled, rough above the middle or near the summit, smooth and flaccid at the base; leaves mostly surpassing the culm, $1\frac{1}{2}$ "-3" wide, rough above the middle and on the margins; staminate spike single (rarely 2), cylindrical, 1'-2' long, mostly short-peduncled, light brown; pistillate spikes 2-3, oblong or cylindrical, densely flowered, $\frac{3}{4}$ "-1 $\frac{1}{2}$ ' long, the lowest often with 1 or 2 short branches at the base, approximate, the uppermost sessile and spreading, the others on short nodding peduncles; bracts leaf-like, with obsolete sheaths, much surpassing the culm; or the highest often filiform and about equaling it; perigynia ovoid or ovate-lanceolate, smooth, many-

nerved, gradually tapering into a long, sharply toothed beak; scale, ovate-lanceolate, rough-awned, shorter than the widely divergent or horizontally spreading perigynia.

Wet places. Very common. June, July.

This species may be distinguished from the next by its longer-stalked drooping spikes and by its smaller, many-nerved perigynia. In cold, springy, sterile soil a small form occurs with only one or two fertile spikes which are erect and nearly sessile. The scales of the sterile spikes of this species and *C. Pseudo-Cyperus* are strikingly alike.

113. *Carex tentaculata*, *Muhl.*

Stems 15'-30' high, erect or spreading, acutely angled above the middle, rough at the summit, mostly smooth below; leaves $1\frac{1}{2}$ "-3" wide, rough, longer than the culm; staminate spike linear, very rarely with an additional short spike at its base, $1\frac{1}{2}$ '-2 $\frac{1}{2}$ ' long, short-peduncled; pistillate spikes 2-4, compactly flowered, ovoid-cylindrical, 1'-1 $\frac{1}{2}$ ' long, the upper two contiguous, sessile or nearly so, erect or divergent, the others approximate or the lowest sometimes remote on a short stalk, horizontally spreading; bracts leaf-like, far surpassing the culm; perigynia turgid-ovoid, thin, about 10-nerved, widely divergent when mature, tapering into a long, slender, roughly-toothed beak, about twice the length of the linear-lanceolate, rough-awned scale; acheneum ovoid, minutely papillose, with a long curved persistent style.

Wet places. Very common. June, July.

This species may be identified by the short-stalked, horizontally-spreading lowest spike, and by the spreading, slender beaks of the perigynia, which give to the spikes a coarse, comose appearance. The name *C. larida*, *Wahl.*, is applied to this plant in the last edition of the Manual. Rarely the staminate spike is fertile at the apex.

Var. *flaccida* (*Bailey*). Smaller, with 2-4 loosely flowered, approximate, sessile spikes 1' long or less; the fruit longer than in the type and less abruptly contracted into the beak; the spikes of a dull or reddish-brown color.

Var. *parrula* *Paine*. A diminutive form 5'-10' high with one or two globose or ovoid sessile densely flowered reddish-brown spikes.

C. tentaculata × *lupulina* (*Bailey*). Resembles *C. lupulina*, but is every way smaller; staminate spike stalked, pistillate spikes approximate, sessile, erect-spreading, dull yellowish or greenish; perigynia turgid-ovate, about 15-nerved, the long slender beaks widely divergent; scales with long rough awns shorter than the perigynia.

In a meadow bog in Poestenkill with the above-named species and *C. hystricina*, the latter being the most abundant.

114. *Carex Baileyi* Britton.

Stems 19'-20' high, slender, erect, acutely angled, smooth or rough near the spikes; leaves 1"-1½" wide, rough, longer than the culm; staminate spike linear, ½'-1' long, short-stalked or sessile; pistillate spikes 1-3, compactly flowered, ovoid or exactly cylindrical, ½'-1¼' in length, 2'-3" thick, rigidly erect, sessile, or the lowest subsessile; bracts leaf-like, sheathless, far surpassing the culm; perigynia turgid-globular, about eight-nerved, evenly divergent, very abruptly contracted with a long, slender bidentate beak, a little exceeding the long, rough-awned scale; achenium triangular-elliptical, tapering to each end, minutely papillose, with a strongly curved style. (*C. tentaculata* var. *gracilis* Boott. *C. lurida* var. *gracilis* *Bailey*.)

Swamps and wet places. Adirondaek mountains. July.

This slender handsome species bears but a slight resemblance to the preceding, of which it was long ago made a variety by Dr. Boott; nor have intermediate forms been found which might possibly connect it with that species. On the other hand, it has, since it was first discovered, maintained its perfect identity as a mountain-loving species. It does not appear to descend into the lower regions, where the other species is so common. Even dwarf forms of the allied species have their fertile spikes thicker than those of the most luxuriant forms of this, and the two maintain their distinctive characters when growing side by side and under similar conditions. The name *C. montana* was given to this species in the manuscript of this Report, but owing to the delay in its publication it becomes necessary to substitute for it the earlier published name of Prof. Britton.

Pistillate spikes 9"-12" broad, erect on stiff peduncles or the upper sessile; bracts prominently sheathing; perigynia 6" long and 2" broad, ascending. Spikes hop-like in appearance.

- Pistillate spikes 1'-2' long, achenia without prominent
mammillate angles..... lupulina.
Pistillate spikes 2'-3' long, achenia distinctly mammil-
late on the angles..... lupuliformis.

115. *Carex lupulina* Mohl.

Stoloniferous; stems 2'-3° high, erect, robust, acutely angled, smooth; leaves 3"-6" broad or more, smooth, rough-margined, conspicuously nodose, reticulated on the upper surface, much surpassing the culm; staminate spike single (rarely two), cylindrical, 1'-3' in length on a peduncle $\frac{1}{2}$ '-1 $\frac{1}{2}$ ' long; pistillate spikes 2-6, closely flowered, 1'-2' long, 8"-10" broad, the upper ones approximate, short-stalked or sessile, the others somewhat scattered and longer peduncled, or sometimes all sessile or nearly so, the lowest usually on a stalk $\frac{1}{2}$ '-1 $\frac{1}{2}$ ' long; bracts leaf like, prominently sheathing, much surpassing the culm; perigynia ovate-lanceolate, conspicuously stipitate, prominently nerved, thin, 6"-9" long, erect-spreading, gradually tapering into a long bidentate beak, nearly twice the length of the lanceolate, awn-pointed scale; achenium triquetrous, sharply angled, stipitate, about 1 $\frac{1}{2}$ " long, scarcely 1" broad, tapering each way from the middle, the apex continuous with the persistent tortuous base of the style.

Swamps and water holes. Common. July.

Var. *pedunculata* Dew. Differs in its more scattered prominently peduncled spikes, its usually long-stalked sterile spike and the more divergent perigynia.

C. lupulina × *retrorsa* Dudley. Perigynia straw-colored, horizontally spreading; scale acute or short-awned.

116. *Carex lupuliformis* Sartwell.

Stems 2°-3° high, stout, smooth, usually stoloniferous; leaves longer than the culm, 3"-6" wide, smooth, rough-margined; staminate spike clavate, 1 $\frac{1}{2}$ '-3' long, often long-stalked; pistillate spikes 2-5, mostly 4, cylindrical, closely flowered, the upper 3 contiguous, sessile, the others short-peduncled, the lowest distant or remote on an exerted stalk $\frac{1}{2}$ '-1' in length, all erect and stiff, 2'-3' long, 9"-12" broad or more; bracts foliaceous, sheathing, far surpassing the culm; perigynia ovate-acuminate, 5"-9" long, much inflated, strongly nerved, thin, more or less spreading,

tapering from a stalked base into a long cylindrical, bidentate beak, about twice the length of the ovate-lanceolate, pointed or rough-awned scale; achenium nearly as broad as long, with a mammillate protuberance on each angle, and a long curved style. (*C. lupulina* var. *polystachya* Schw. and Torr.)

Marshes. Rare. Yates and Putnam counties. July.

The long spikes and peculiar achenia characterize this species.

Perigynia moderately or much inflated, ascending, divergent or deflexed.

Staminate spike single (rarely 2), clavate, stalked or sessile, rarely androgynous; pistillate spikes 1-5, globose, oblong or short cylindrical, sometimes sterile at the apex, compactly subdensely or alternately flowered, sessile or peduncled, erect or spreading, the upper contiguous or approximate, the others distinct or scattered or all scattered, green or yellowish-green at maturity; bracts leaf-like, with conspicuous or obsolete sheaths, erect or divaricate, longer than the culm: perigynia ovoid, lanceolate or awl-shaped, nerved, mostly smooth with a short notched or long bifurcate beak.

Spikes short-cylindrical, leaves involute	extensa.
Spikes globose or ovoid, distant, bracts sheathing	1
Spikes globose or oblong, contiguous above, bracts obsolete	2
1 Spikes 4-8, distant, perigynia awl-shaped	Collinsii.
1 Spikes subdensely or densely flowered, perigynia not awl-shaped	3
3 Leaves 2"-6" wide	folliculata.
3 Leaves about 1" wide	Michauxiana.
2 Spikes 3-8-flowered, leaves involute	oligosperma.
2 Spikes more than 8-flowered, leaves not involute	4
4 Perigynia deflexed when mature, its beak bent	flava.
4 Perigynia with a straight beak	5
5 Perigynia small, with a short, minutely notched beak	(Ederi.
5 Perigynia much inflated, 6"-8" long	6
6 Spikes 15-30 flowered, perigynia 25-30 nerved	Grayii.
6 Spikes 3-12 flowered, perigynia 15-20 nerved	intumescens.

117 *Carex Grayii* Carey.

Stems 12'-30' high, stout, acutely angled above, smooth; leaves surpassing the culm, 2"-3" wide, rough, light green; stam-

inate spike linear or sub-clavate, 1' long, often inconspicuous, sessile or short peduncled; pistillate spikes 1-3, usually 2, densely flowered, globular, contiguous or subdistant the uppermost sessile, the lower short peduncled, erect, 6"-9" thick; bracts leafy, longer than the culm; perigynia turgid-ovate or ovoid, 25-30 nerved, 6"-9" long, smooth, widely spreading and deflexed, tapering into a long bidentate beak, about twice the length of the broadly ovate, acute scale.

Wet places in the central and western part of the State, rare in the eastern part. July.

The large yellowish-green spikes, mostly contiguous and of a bur-like aspect, sufficiently mark this fine species. It is related to the next following species to which it has sometimes been subjoined as a variety. It is *C. Asa-Grayi Bailey*.

Var. *hispidula Gray*. Perigynia hispidly-pubescent. Greene county.

118 *Carex intumescens Rudge*.

Stems 15'-30' high, slender, erect, acutely angled, smooth below the middle, sometimes with a few short stolons; leaves $1\frac{1}{2}$ "-3" broad, rough, longer than the culm, dark green; staminate spike cylindrical, $\frac{3}{4}$ '-2' in length, subsessile or on a stalk $\frac{1}{2}$ '-1 $\frac{1}{2}$ ' long; pistillate spikes 1-3, 5-10 loosely or subdensely flowered (rarely 1-3 flowered), globular, contiguous or approximate, sessile or the lowest on a short stalk 3"-6" in length, dark green, often becoming blackish in drying; bracts leafy, sheathless, much surpassing the culm; perigynia turgid-ovoid, 15-20 nerved, widely spreading, tapering into a long, smooth or roughish bidentate beak, about twice longer than the oblong-ovate cuspidate scale.

Wet places in fields or woods. Very common. June, July.

This species has more slender culms, darker foliage, fewer flowered spikes and fewer nerved perigynia than *C. Grayii*, to which it is closely related. It is quite variable. In shaded places there is a very slender form with one to three perigynia in a spike; also in open places there is a very slender form with two to three scattered spikes having one to five rather small perigynia in each. These sometimes assume a reddish-brown color even before maturity.

119. *Carex folliculata* L.

Stems 15'-30' high, slender, erect, smooth; leaves 2"-6" wide, rough beneath, the lowest short and long-sheathing, the upper surpassing the culm; staminate spike small and often inconspicuous, $\frac{1}{2}$ ' long or more, sessile or short-peduncled; pistillate spikes 3-4, 10-20 subloosely flowered, globose-ovoid, 5"-8" broad, approximate, distant or remote, the uppermost sessile, the lower on exserted peduncles $\frac{1}{4}$ '-1' long, all erect, green or tawny; bracts leafy, sheathing, longer than the culm; perigynia ovate-lanceolate, many-nerved, inflated, smooth, widely spreading, gradually tapering into a short bidentate beak, longer than the ovate rough-awned, white scale.

Swamps and wet places. Common. June, July.

The species is easily recognized by its short, lower stem leaves, and by its usually distant green or yellowish, subglobose spikes. On the sand plains west of Rome and in sphagnous marshes of the Adirondack region a short form occurs, having the pistillate spikes approximate, four of them being included in a space of $2\frac{1}{2}$ '-3'.

120. *Carex Michauxiana* Boeckl.

Stems 10'-20' high, stiff, smooth; leaves exceeding the culm, 1"-1 $\frac{1}{2}$ " wide, rough or sometimes smooth below the middle, yellowish-green; staminate spikes 3"-6" long, sessile, mostly inconspicuous; pistillate spikes 1-3, densely flowered, globose-ovoid, the upper contiguous and sessile, the lowest distant or remote on an exserted peduncle $\frac{1}{2}$ '-1' long, yellowish-green; bracts leafy, sheathing, longer than the culm; perigynia lanceolate, numerously nerved, inflated, smooth, erect, spreading or widely divergent, tapering into a short, slender bidentate beak, twice longer than the oblong, obtuse, light-brown scale. (*C. rostrata* *Mc.*, *C. Michauxii* *Schw.*)

Swamps and bogs. Adirondack region. July.

More slender than the last; spikes fewer, more densely flowered, with the perigynia shorter and more slender, and the scale much smaller and awnless. An occasional form has the lowest spike on a peduncle five or six inches long.

121. *Carex Collinsii* Nutt.

Stems 6'-20' high or more, slender, erect, rough above the middle: basal bracts purple; leaves exceeding the culm, 1"-1 $\frac{1}{2}$ "

wide, rough, bright green; staminate spike linear, 3" long $\frac{1}{2}$ " wide, sessile; pistillate spikes 2-4, distant, sessile or the lowest on a short exserted peduncle, all erect, 4-8 loosely flowered, green; bracts leafy sheathing, longer than the culm; perigynia awl-shaped, finely nerved, smooth, slightly inflated, 6" long, reflexed, with a long, slender, deeply cleft beak, the awn-like teeth deflexed at maturity; scale lanceolate, cuspidate, less than half the length of the perigynium. (*C. subulata* *McC.*)

Swamps and wet places. Very rare. Long Island and Richmond county. June, July.

122. *Carex oligosperma* *McC.*

Stems 15'-30' high, slender, erect or somewhat spreading, slightly rough on the acute angles above; leaves as long as the culm, 1" wide, becoming involute, smooth or rough-margined; staminate spikes 1 or 2, clavate, $\frac{1}{2}$ '-1 $\frac{1}{2}$ ' long, on stalks $\frac{1}{4}$ '-1' in length; pistillate spikes 1-2, globular or ovoid, 3-8 flowered, subsistant, the uppermost sessile, the lowest usually short-stalked, sometimes half staminate; bracts leaf-like, sheathless, shorter or longer than the culm; perigynia turgid ovate, 2"-2 $\frac{1}{2}$ " long, 1 $\frac{1}{2}$ " wide, prominently nerved, ascending, contracted into a short slender bidentate beak, longer than the ovate obtuse brown scale.

Bogs and marshes. Northern part of the State. July, August.

Conspicuously marked by its tall slender stems, involute leaves and few flowered, ovoid spikes.

123. *Carex flava* *L.*

Stems 1'-2' high, erect, smooth; leaves shorter than the culm, 1"-1 $\frac{1}{2}$ " wide, mostly smooth, yellowish-green; staminate spike subclavate, about $\frac{1}{2}$ ' long, sessile or short-stalked, erect or oblique, sometimes small and inconspicuous; pistillate spikes 1-4, ovoid or globular, compactly flowered, aggregated and sessile or the lowest subsistant and short-peduncled, yellowish-green or fulvous; bracts leaf-like, sheathless, divaricate, longer than the culm; perigynia turgid-ovate, prominently nerved, smooth, tapering into a long, slender bent or recurved bidentate beak, strongly reflexed at maturity; scale oblong-ovate acute or obtusish, brown, much shorter than the perigynium; achenium short, triangular, obovate, apiculate, blackish-brown.

Bogs shores and wet places. Very common and variable. June to August.

A form sometimes occurs in which the staminate spike is fertile at the apex.

Var. *graminis* *Bailey*. Differs from the type in its much smaller size, longer leaves which exceed the culm, its mostly erect bracts, and in its smaller, usually straight perigynia. The beaks are deeply cleft as in the type and occasionally slightly rough.

This variety is not rare in the Adirondack region.

Var. *fertilis* *Peck n. var.* Stems 15'-20' high, firm and erect, smooth; leaves $1\frac{1}{2}$ "-2" wide; staminate spike invisible; pistillate spikes 4-5, ovoid or short-oblong, 5"-6" long, 3" wide, compactly flowered, the upper 3 aggregated, sessile, the lowest subdistant on a partly included stalk 3"-5" in length; bracts short-sheathed, divaricate and recurved, 3'-8' long, or the upper sometimes setaceous; perigynia yellowish-green with long rough beaks, a little longer than the oblong, acute deep brown scale.

Low moist ground. Dutchess county. June.

The staminate spike is apparently almost or wholly fertile.

124. *Carex Oederi* Ehrh.

Stems 5'-20' high, slender, smooth; leaves mostly exceeding the culm, 1" wide or more, smooth, yellowish-green, fading to fulvous when old; staminate spike 3"-9" long, often androgynous, sessile; pistillate spikes 2-4, ovoid or short cylindrical, 3"-8" long, densely flowered, aggregated, or the lowest subdistant, all sessile and erect, sometimes 1 or 2 proliferously branched at the base, yellowish-green; bracts leaf-like, erect, longer than the culm, or the upper sometimes setaceous; perigynia obovoid, straight, prominently nerved, divergent or ascending, contracted into a short bifid or slightly notched smooth beak, longer than the ovate acute thin brown scale; achenium triangular, obovate, apiculate, sharply angled, blackish-brown.

Wet places. Common, especially in the western part of the State. July, August.

This is easily separated from *C. flava*, to which it is closely allied, by its much smaller spikes and smaller perigynia with a shorter, straight, smooth, slightly notched beak. In the last edition of the Manual it is referred to *C. flava* as Var. *viridula* *Bailey*.

125. *Carex extensa* Good.

Stems 1[°]-2[°] high, slender but strict, smooth; leaves shorter than the culm or sometimes surpassing it, involute, smooth; staminate spike clavate, 8"-10" long, subsessile; pistillate spikes densely flowered, ovoid or short cylindrical, 4"-9" long, 2 $\frac{1}{2}$ "-3" wide; the upper ones approximate, sessile, the lowest remote on a short partly included stalk; bracts like the leaves or the uppermost often setaceous, the lowest sheathing, surpassing the culm; perigynia ovate, prominently nerved, ascending or widely divergent, gradually tapering into a short bifid beak, longer than the ovate acute or obtuse mucronate deep-brown scale; achénium elliptical, substipitate.

Introduced and local. Coney Island and Long Island.

Distinguished from the last by its stiff involute leaves, less approximate spikes and larger, firmer perigynia.

Spikes 1-4, the upper half or more of the terminal one fertile, sterile below, the others fertile, densely flowered; perigynia long-beaked, squarrose at maturity.

126. *Carex squarrosa* L.

Stems 1 $\frac{1}{2}$ "-3" high, stiff and erect, acutely angled, smooth; leaves surpassing the culm, 1 $\frac{1}{2}$ "-4" wide, lax and spreading, smooth, or rough above the middle; spikes 1-4, ovoid or cylindrical, densely flowered, 6"-12" long, 4"-6" wide, usually approximate, short-peduncled, or the lowest on a stiff stalk $\frac{1}{2}$ "-1" long, all erect, the terminal one pistillate above, staminate below; bracts leafy, longer than the culm, or the uppermost sometimes not exceeding its spike; perigynia turgid, obovoid, lightly few nerved, thin and papery, abruptly contracted into a long slender bifid beak as long as the body, the teeth short and thin, horizontally spreading at maturity; scale lanceolate, mostly concealed by the crowded perigynia; achénium elliptical.

Moist meadows and swales. Common. June, July.

This is a very distinct and peculiar species not closely related to any other in our limits.

Forma *robusta* Peck. Stouter, leaves firmer, mostly erect; spikes 8"-12" long, 6"-7" wide, 2' apart, the lowest on a slender drooping peduncle 2' long.

Staminate spikes 1-4, short or long-stalked, often pistillate at the base or apex; pistillate spikes 1-5, cylindrical, usually densely flowered, the upper approximate (clustered in 127), sessile or short-stalked, erect or spreading, the lower sometimes drooping, or all distant, short-stalked or sessile, erect or ascending, sometimes sterile at the apex, straw-colored or tawny; bracts like the leaves, the lower sometimes sheathing, equaling or surpassing the culm; perigynia ovate or globular-ovoid, much inflated, nerved or nerveless, ascending or spreading (reflexed in 127) shining, with a prominent bidentate beak. (Spikes pendulous, loosely flowered and perigynia globular with a needle-shaped beak in 133.)

Perigynia large, 1½"-3" wide.....	1
Perigynia small, less than 1½" wide.....	2
1 Pistillate spikes 2 or more, ascending.....	Tuckermanni.
1 Pistillate spikes 1 or 2, perigynia widely spreading...	bullata.
2 Pistillate spikes less than 4" wide.....	3
2 Pistillate spikes 4" wide or more.....	4
3 Spikes erect or spreading.....	monile.
3 Spikes drooping.....	longirostris.
4 Spikes contiguous, perigynia reflexed.....	retrorsa.
4 Spikes approximate or distant, perigynia not reflexed,	5
5 Spikes distant.....	utriculata.
5 Spikes approximate or the lowest only distant.....	Schweinitzii.

127. Carex retrorsa *Schn.*

Stems densely clustered, 2^o-3^o high, firm and erect, smooth with obtuse angles; leaves much longer than the culm, 1½"-4" wide, rough, bright green; staminate spikes 1-3, often slightly pistillate above or at the base, cylindrical, 1'-2' long; pistillate spikes 3-5, densely flowered, cylindrical, 1'-2' long or more, 4"-5" thick, the upper contiguous and erect on short included stalks, the lowest sometimes distant or remote on a short or long partly drooping peduncle, one or more often compound at the base; bracts leaf-like, short-sheathing, or sometimes the uppermost filiform, all much surpassing the culm; perigynia ovoid, prominently few-nerved, thin, strongly reflexed, tapering into a long bidentate beak; scale short lanceolate, usually invisibl

Wet places and water holes. Common. June, July.

Readily identified by the clustered spikes and reflexed perigynia.

Var. *Hartii Gray*. Slender; fertile spikes more or less distant, stalked, loosely flowered; perigynia slightly reflexed. (C. *Hartii Dev.*) This is regarded by Prof. Britton as a distinct species.

128. *Carex Tuckermani Dev.*

Stems $1\frac{1}{2}^{\circ}$ - 3° high, stout, the acute angles rough; leaves rough, $1\frac{1}{2}$ "-2" wide, exceeding the culm; staminate spikes 1-3, cylindrical, $1'-1\frac{1}{2}'$ long, on a stalk $\frac{1}{2}'-1'$ in length, the lowest sometimes with a few pistillate flowers at its base; pistillate spikes 2-4, densely flowered, oblong or cylindrical, $\frac{3}{4}'-2'$ in length, $4''-6''$ thick, rather distant, the uppermost sessile, erect spreading, the remainder peduncled, the lowest sometimes remote and drooping; bracts leaf-like, sheathless, longer than the culm; perigynia large, ovate, prominently nerved, thin, $4\frac{1}{3}''-5''$ long, $2\frac{1}{4}''-3''$ thick, contracted into a slender bidentate beak, twice the length of the lanceolate acute or pointed scale.

Wet places in shaded stations or open fields. Common. June, July.

The rather short thick spikes and the large ovate shining perigynia are characteristic of this species. When very young the perigynia of this species and of *C. intumescens*, *C. Grayii* and some others with inflated perigynia are very pale or almost white.

129. *Carex bullata Schk.*

Stems 1° - 2° high, slender, erect, acutely angled, rough above, smooth below the middle, dark purple and fibrillose at the base; leaves smooth or roughish, stiff, mostly erect, $1'-1\frac{1}{2}''$ wide, about the length of the culm; staminate spikes 2-3, cylindrical or sub-clavate, $\frac{1}{2}'-1\frac{1}{2}'$ in length on stalks $6''-9''$ long; pistillate spikes 1-2, densely flowered, $6''-9''$ (rarely $1'$) long, $3''-5''$ thick, sessile and erect, or, when 2, approximate or remote, the uppermost short-stalked or sessile, the lowest on a slender peduncle $1'$ long or less, erect or slightly spreading; bracts leafy with obsolete sheaths, usually exceeding the culm; perigynia ovate, much inflated, nerved, thick, shining, widely divergent, tapering into a long, smooth or minutely roughened, bidentate beak, longer than the lanceolate acute or obtuse scale.

A very rare species but one well marked by its 1-2 short thick spikes, and its large shining widely divergent perigynia. No specimens of it are in the State Herbarium, but it is said to occur in Westchester county and in the valley of the Mohawk.

130. *Carex monile* *Tuckerm.*

Stems 2°-3° high, slender, erect, rough on the acute angles above the middle; leaves longer than the culm, 1½"-2½" wide, rough at the top and on the margins, lax and somewhat spreading; staminate spikes 2-4, cylindrical or clavate, 1'-1½' in length, usually on a stalk 1' long; pistillate spikes 1-3, densely flowered, cylindrical, 1'-2½' long, 3"-4" thick, scattered, the upper ones sessile and erect or erect-spreading, the lowest on a slender spreading stalk ½'-1' in length, or sometimes sessile and erect; bracts leaf-like, with obsolete sheaths, far surpassing the culm; perigynia globose-ovate, much inflated, thin and papery, nerved, somewhat divergent, gradually tapering into a long bidentate beak, about twice the length of the acute or pointed scale.

Wet places, margins of streams, etc. Common. July.

It may be known by the slender stems and lax leaves, and by the 2-3 distant or remote, mostly erect, narrow, densely flowered spikes, and the globose thin shining perigynia. Forms sometimes occur with a single pistillate spike, and such forms having the spike unusually thick might easily be mistaken for *C. bullata*. The species is very common in the Adirondack region.

131. *Carex utriculata* *Boott.*

Stems 2°-4° high, stout, acutely angled above the leaves, smooth, flaccid, conspicuously reticulated below the middle; leaves surpassing the culm, 3"-5" broad, nodulose-roughened, dark green; staminate spikes 3-4, the terminal one short-stalked, the others sessile, ½'-3' in length, the lowest with a slender bract exceeding its spike; pistillate spikes 2-5, densely flowered, sometimes one or more staminate at the apex, cylindrical, 1½'-4' long, 4"-6" thick, scattered, the upper sessile, the lower short-stalked, all erect or nearly so; bracts leafy, the lowest short-sheathing, far surpassing the culm; perigynia small, turgid-ovate, of a thick texture, few-nerved, divergent, abruptly contracted into a cylindrical,

sharply-toothed beak, longer than the lanceolate acute or awned scale.

Swamps, bogs and margins of streams. Common. June, July.

The spikes are longer than in the last species, the perigynia are smaller and firmer. The species may be recognized by the nodose-netted stems and leaves. It is common in the Adirondack region where there are small forms, Var. *minor* *Boott*, with spikes scarcely more than 1'-1½' long.

132. *Carex Schweinitzii* *Dev.*

Stoloniferous; stems 1'-2' high, erect, rough on the acute angles; leaves longer than the culm, 1½"-3" broad or more, rough, yellowish-green; staminate spikes 1-2, clavate, 9"-12" long on peduncles ½'-1' in length; pistillate spikes 3-4, densely flowered, often loosely at the base, and sometimes compound, occasionally staminate at the apex, cylindrical, 1'-2' long or more, 3"-4" thick, approximate, mostly on short spreading stalks, or sometimes the lowest remote on a filiform nodding peduncle 2'-2½' long bracts leaf-like, short-sheathing or not sheathing, longer than the culm; perigynia small, turgid-ovoid, few-nerved, thin, divergent, gradually tapering into a slender bidentate beak, nearly twice the length of the rough-awned scale.

Swamps and borders of streams. Oneida and Herkimer counties. Apparently rare or wanting elsewhere. June.

133. *Carex longirostris* *Torr.*

Stems 20'-30' high, slender, erect, smooth; leaves shorter than the culm, 1½"-2" wide, rough, light or glaucous green; staminate spikes 2-3, clavate, ½'-1' long, short-peduncled, yellowish-white; pistillate spikes 2-5, loosely flowered, cylindrical, 1'-2' long, distant, the uppermost short-stalked and mostly erect, sometimes half staminate above, the others on filiform, drooping peduncles 1½'-6' in length; bracts leafy or the uppermost setaceous, the lowest barely sheathing, shorter than the culm; perigynia turgid-globular or globose-ovoid, 2-ribbed, nerveless, divergent, smooth, very abruptly contracted into a slender bifid beak longer than the body; scale lanceolate, whitish, often with a long awn-like point, equal to or a little shorter than the perigynia.

Dry rocky places in woods or clearings. Not common. June.

A form with spikes less than one inch long is Var. *minor* *Boott*.

(F.)

EDIBLE AND POISONOUS FUNGI OF NEW YORK.

The figures and descriptions of the "Edible and Poisonous Fungi of New York" here given have been prepared with a view to meet a growing and popular demand for information concerning a much-neglected department of economic botany, and to facilitate and encourage a more general acquisition of a knowledge of the natural food products of our State. Many who would gladly avail themselves of the agreeable and highly nutritious food afforded by our edible fungi are debarred from doing so by a lack of the knowledge necessary for a proper discrimination between the edible and the poisonous or worthless species. With this knowledge, the fear of the bad would no longer prevent the use of the good. With it many whose circumstances are such as to make it difficult or impossible to procure an adequate supply of animal food might often obtain a very good substitute for it by the slight labor of gathering it in the fields and woods.

European works on this subject are less satisfactory, because the species in this country are not wholly the same as in that. Some of them are not readily procurable because of their high price, others and cheaper ones are less desirable because of deficiency in the number or the character of their illustrations. It has been the purpose of the writer in his attempt to elucidate this subject to be satisfactorily profuse in illustrations. The plates are of such dimensions as to admit of figures of natural size in all except a single species. Whenever it was necessary a whole plate has been devoted to a single species. In nearly all cases the appearance of the young as well as of the mature plant has been shown, and in several instances well-marked varieties have also been illustrated. For the benefit of the botanical student the spores of each species have been figured, magnified to a uniform scale of four hundred diameters. A compound microscope and a micrometer are necessary to ascertain the shape and size of the spore.

Of each species a brief diagnosis or botanical description is first given for the use of botanists. This is followed by a more full description in plain and simple language which may readily

be comprehended by the general reader. This description has been made as concise as was compatible with completeness and with the avoidance of technical terms. It is supplemented by a statement of the usual dimensions of the plant, its habitat or usual place of growth, its time of appearance, its qualities as an esculent and its relations or resemblances to other species.

Sixty-three edible species have been figured on thirty-nine plates, three poisonous ones on three plates and one unwholesome one on one plate. Of the sixty-three edible species, about forty have been tested as to their edible qualities by the writer. Of the remainder, all save four have been eaten without harm by some of his acquaintances or correspondents. The four unproved species have been recorded as edible by various writers and no word of suspicion has ever been raised against them, so that it may be asserted most confidently that no species here represented as edible is at all dangerous or deleterious if used with moderation and after proper selection and preparation. All the species are not equally sapid, tender or desirable, but any of them may be eaten with perfect safety, if collected in good condition and eaten in reasonable quantity. Nine of these species were first published as edible in the State Museum reports, seven having been proved by the writer, two by his friends.

Other species belonging to our flora have been classed as edible by various writers, but they are not included in the present work, because opportunity has not yet been found for a personal trial of their edible qualities or for making accurate figures of them. It is to be hoped that in due time it may be possible to include them in a supplementary publication which shall complete this work.

That there are dangerous species whose use as food should be most carefully avoided is an acknowledged fact, but the number of such species is far less than many suppose. According to the authority of those who have especially investigated this subject, the dangerously poisonous species found in this country all belong to a single genus, *Amanita*. About a dozen species of this genus have been found in our State, and of these, two are known to be harmless and edible, three or four only are commonly classed as poisonous, and probably a single one of these is responsible for a vast majority of the fatal accidents

resulting from "mushroom poisoning." There are, however, some species in other genera that are capable of causing nausea, vomiting and derangement of the digestive organs. They are unwholesome because of their persistently bitter, acrid or otherwise disagreeable flavor, or because of toughness of texture or the possession of some quality repugnant to the stomach. They may indeed cause sickness and vomiting, but the irritation they induce is soon apparent and quickly causes the rejection from the system of the offending substance and then the normal condition of the system is soon restored. Sometimes recovery in such cases may be hastened by the administration of some simple emetic which will assist the stomach in its efforts to expel the unwholesome material.

The dangerous species do not appear to possess such irritating qualities. The symptoms of sickness do not appear till several hours after eating, generally eight to fifteen. Then the face exhibits an ashy paleness, there is distress in the region of the stomach, resulting in nausea, vomiting and relaxation of the bowels, the extremities become cold, the pulse feeble, the sight affected, and finally stupor and death follow if relief is not obtained. To this kind of poisoning, *atropine*, the active principle of *Atropa belladonna*, has been found to be an antidote. It has been administered in doses of $\frac{1}{150}$ to $\frac{1}{50}$ of a grain according to the severity of the case, and the dose may be repeated if necessary. It should be administered in subcutaneous injections.

For two thousand years or more people have made use of mushrooms for food and from time to time death has resulted from their use, either through ignorance or carelessness. Still men persist in their use, and those who would use them if they dared frequently ask how they may distinguish mushrooms from toadstools, the word "toadstools" indicating to them poisonous or harmful species. Many attempts have been made to answer this question and many rules have been formulated by the observance of which, it has been claimed, all difficulty and danger would be avoided. Some of these rules are entirely unreliable and to others there are so many exceptions that they are misleading and practically worthless. The rules vary according to the standpoint of the one proposing them. One who considers the Com-

mon mushroom the only edible species seeks to separate it from all others, and says "avoid all which have white gills and a hollow stem." This rule precludes the use of many mushrooms which are just as good as the one it sustains, and at the same time it is not definite enough to limit the selection to the one intended. Another, thinking of the Delicious lactarius which has an orange-colored juice, says "reject all such as have a white milky juice." This rule forbids the use of several species of lactarius that are no more harmful and scarcely less sapid than the Delicious lactarius. Again we are told by some one who has in mind the poisonous amanitas, to "discard all mushrooms that have a warty cap or a membranous sheath at the bottom of the stem." This would be a very good rule if we might add to it the sentence, unless you know the species to be edible and safe. The Orange mushroom, which is deemed an edible species of first quality, has a membranous sheath at the base of the stem, and the Reddish amanita has a warty cap and yet is not only harmless but very good, so that the rule which would forbid the use of these species excludes more than is necessary. The same may be said of those directions which require the rejection of all mushrooms having a viscid cap or an acrid taste or whose flesh on being broken quickly changes to a blue color. And as to the old-fashioned silver spoon test, by which it was thought that a silver spoon thrust among cooking mushrooms would be quickly tarnished if they were poisonous and remain bright if they were edible, that was long ago proved to be most unreliable by a fatal experiment in which several persons lost their lives because the cook put confidence in it. We are, therefore, forced to conclude that no abstract rule is at present known by which the good can in every case be separated from the bad. The only safe and reasonable way to do this is *to learn to recognize each species by its own peculiar specific characters*. It is in this way that we recognize the useful and esculent species among flowering plants, and it must be in this way that we select our edible mushrooms. A little more care may be necessary in one case than in the other, because of a closer resemblance in some cases between good and bad mushrooms than between good and bad flowering plants. The principle that is to govern in this

matter is the same in both cases. The greater the number of edible species clearly recognizable by any one the greater the field from which he may draw his supplies. If he is acquainted with but one species he should limit his use of mushrooms to that one species, unless he can avail himself of the more extensive knowledge of some one else or unless he is willing to take the risk of eating some poisonous or unwholesome species. In a few instances it is possible to affirm of certain groups of species or of certain genera, that no deleterious species are known in them. Thus we have in this State six species of morels and no morel is known to be poisonous. It is, therefore, possible for any one who is able to separate a morel from all other fungi, to eat morels with considerable confidence though he may not be able to distinguish one species of morel from another. The same may be said of puff balls. No harmful species is known among them, and he who can discriminate between puff balls and all other fungi does not incur very much risk in eating any puff ball of good flavor, though he may not be able to distinguish the species from each other. The probability is that he will suffer no harm by so doing, but there is not absolute safety. It is possible that some rare species exists having deleterious qualities which have not yet been ascertained by experiment, hence the lack of absolute certainty; for we know by experience among the amanitas that excellent edible species may exist in the same genus with and be closely related botanically to dangerously poisonous species. Therefore, those rules which say all morels, all puff balls, and all fairy clubs may safely be eaten are too sweeping, and would be better if modified by the words, "so far as known."

Many mushrooms have a farinaceous taste or odor, or both taste and odor are of this character. Some have thought that all species having this meal like flavor are edible, and indeed many of them are, and no dangerously poisonous species is known to have it. But occasionally a species has this flavor combined with or followed by a bitter or otherwise disagreeable flavor which would at least render the mushroom undesirable if not unwholesome. So that rules designed to aid in the selection of edible species have their exceptions and their weak points as well as the rules designed to protect us against the poisonous species. There

is, therefore, no escape from the necessity of acquiring a knowledge of each species we would utilize, sufficiently clear and exact to enable us to distinguish it from all others. Whatever value investigators and experimenters, who are willing to take some risks for the good of others, may find in such rules or general principles, it is evident that they are not sufficiently definite, exact and reliable for general use. To any one willing to avail himself of the experience of others and to apply himself sufficiently to learn to recognize the species they have found to be edible, nature opens a field productive of much palatable and nutritious food, which is too often left to decay where it grew.

But some care is necessary in the selection of specimens of species known to be edible. The plants selected should be in good condition. Well grown, sound, fresh specimens only should be chosen. Old, partly-decayed, water-soaked, worm-eaten or withered plants should be discarded. Even young and sound ones should not be kept too long before they are cooked. They are in some cases very perishable and deteriorate rapidly. If more have been collected at one time than are needed for a single meal it will generally be better to cook them all at once and keep them in a refrigerator in the cooked rather than in the raw state. As a rule it is better to cook them the same day they are collected. In the case of the inky fungi this will be absolutely necessary, for they will not keep in good condition from one day till the next. Some of the species literally grow up in a night and perish in a day. These also should be cooked with great promptness, for they are only desirable while young and before the gills have begun to change to a black inky liquid. Puff balls should only be used while the inner flesh is pure and white. When the yellowish stains of maturity begin to appear they are no longer fit for food. No one would think of eating them after the flesh has changed to the cottony dusty mass of maturity.

Many insects are fond of mushrooms. Both they and their larvæ feed on them and the latter often live in them. A mushroom may appear fair externally, but if it is cut or broken its flesh may be seen to be full of holes or galleries excavated by larvæ, and perhaps a colony of the larvæ themselves may be found within. It is needless to say that such specimens are

unfit for food. Strange as it may seem, a colony of larvæ in the lower part of the stem of a mushroom will sometimes affect disastrously the flavor of the cap or upper part which they have not yet invaded. This fact may explain in part the varying opinions of different writers concerning the flavor and edible qualities of certain mushrooms. Slight differences in flavor may also be attributed to differences in the character of the soil in which they grow, the amount of moisture in the atmosphere, degree of temperature, age and rapidity of growth and to exposure to the sun and wind. Old and slowly-developed individuals are likely to be less tender than young and rapidly growing ones. Differences in individual tastes will also account in part for differences of opinion on this point. There are also peculiarities of constitution which have given origin to the saying, "What is one man's meat is another man's poison." One person can eat no egg, nor anything into which egg enters as an ingredient, without suffering or sickness. Another is made sick by eating strawberries, nevertheless egg and strawberries are not classed as poisonous. Still it is possible that some fungi as harmless as egg and strawberries may have been charged with poisonous qualities from some such accidental circumstance or individual peculiarity.

In collecting mushrooms for the table it is well, in all cases in which the stems are too tough for food, to cut the caps from the stems. In this way much dirt and useless material will be left where it belongs, and it will be possible in many cases to ascertain if the caps have been attacked by insects. Most often the larvæ mine their way up from the ground through the central part of the stem to the cap, and by cutting the cap from the stem their holes or galleries are exposed to view. In but few species are the stems sufficiently tender to be used. Some have recommended that the caps be placed in the collecting basket in an inverted position, for if placed in their natural position with gills downward they will drop their spores and their flavor will be impaired. It is very doubtful if this partial loss of spores affects the flavor in any appreciable degree. If more than one species should be taken during the same excursion it would be well to keep them separate from each other by wrapping each

species in a piece of paper by itself. This precaution is not necessary if the species are so distinct in color, shape or size that they can readily be separated from each other at home, or if they are so similar in flavor and texture that they may be treated alike in cooking without any detriment to their esculent qualities.

Should a doubt arise at any time, concerning the identity of a supposed edible species, do not use such a mushroom until all doubt on this point has been banished. If it is thought desirable to compare the plant with the published figures and descriptions for the purpose of identifying the species, select for this purpose sound specimens which represent both the young and the mature forms, that all the specific characters may be shown. Take the specimens up carefully from their place of growth, removing all the loose dirt from the base of the stem. Wrap the specimens carefully in soft paper or large green leaves that they may be kept as fresh as possible till the time of examination. On reaching home, lose no time in making the examination for in some species there are evanescent characters which will not be available after a few hours' delay. In one family of fungi the color of the spores is an important character and a great aid in the identification of species. The color of the spores in many species is the same as or similar to the color of the mature gills, but there are so many exceptions that explicit directions for ascertaining their color will be given in another place.

In the preparation of mushrooms for cooking, the utmost cleanliness should be observed. Some have the upper surface of the cap covered with a sticky, viscid or glutinous substance when fresh. This often causes bits of dirt, leaves or sticks to adhere to the cap tenaciously. In such cases it is generally best to remove this rubbish by peeling the caps. In other cases the dirt may be wiped away with a damp cloth or towel, or washed off and then the surface dried with a towel. It is also well to peel those having a thick tough skin. In boleti, the stratum of pores on the lower surface of the cap is apt to form a mucilaginous or slimy disagreeable mass in cooking. It is, therefore, well to remove it before cooking. It is easily separable from the cap and can readily be removed by pressing it outwardly from the stem with a knife blade. In very large thick-fleshed specimens it is best to cut in slices or chop in small pieces.

The proper method of cooking will depend somewhat on the kind of mushroom, the tastes of those that are to eat them and the conveniences at hand. Many of them can be cooked in the same manner as a beefsteak. It is customary to cook them in a very simple manner, either by frying in butter or broiling gently with a little butter added and seasoning to taste. They may also be stewed or baked. The skillful cook will devise many ways of cooking them and various recipes will be found in cook books and in works on edible fungi. Too much cooking may spoil a mushroom as well as an oyster or a tender beefsteak. My efforts to make a tough mushroom tender by steaming have not been successful, but the experiments have not been numerous nor long continued. Species too tough to be eaten with pleasure or digested with comfort have sometimes been utilized by making of them a kind of soup or broth which could be eaten with relish and comfort. Sometimes mushrooms are used in small quantity to give flavor to meats or other dishes. Those of inferior flavor are sometimes made more agreeable by cooking with them a few specimens of some more highly flavored species. The same species may vary in flavor according to the method of cooking and the kind of seasoning used as well as by reason of the circumstances previously mentioned.

Mushrooms may be dried and kept for future use. The best method of drying them is to place them in a current of warm air. Dry them as quickly as possible without burning them, and keep the drying process in operation till completed. A common fruit evaporator would doubtless be a good instrument for drying them. The drying of thick and moist ones would be facilitated by cutting them in slices.

The general opinion is that mushrooms constitute a very nutritious and sustaining diet. Chemical analysis and personal experience indicate this. The former has shown that in their dry matter they contain from twenty to fifty per cent. of protein or nitrogenous material. They may, therefore, well be called a kind of vegetable meat and be used as a substitute for animal food. Like other vegetables, they are largely composed of water, which is from eighty to ninety per cent. of the whole. In consequence of this they shrink greatly

in drying and lose much weight. The presence of so much nitrogenous material induces rapid decay and loathsome decomposition in them. It should also teach moderation in their use as food. A hearty meal on mushrooms alone would be about as reasonable as a dinner on nothing but beefsteak, and might be expected to be followed by similar ill consequences. Gormandizing is not commendable under any circumstances nor with any kind of food. But especially should it be avoided in mushroom eating, for the human system demands but small quantities of the nitrogenous elements which enter into its composition. An excessive amount is sure to be hurtful, but eaten in moderate quantity it is easily digestible, acceptable and beneficial. The digestive organs of the writer are not strong by nature and are easily affected by unfavorable treatment or indigestible substances, yet he has never experienced any discomfort from eating mushrooms. He has eaten them frequently, partaken of many different species, and experimented with a considerable number of species not classified as edible. The explanation is simple. They have always been eaten in moderate quantity. In my opinion, cases of sickness and digestive derangement that have been attributed to poisonous properties of mushrooms are sometimes really due to the excessive use of species that otherwise are perfectly harmless.

In some countries where edible fungi are commonly and extensively employed as food, even species which we regard as unwholesome are utilized. They are soaked in vinegar or in salt water for the purpose of destroying or rendering inert their noxious properties. They are then carefully washed and thrown into hot water for a short time, after which they are treated in the usual way. This practice is not recommended. Aside from the danger arising from the inefficiency of the treatment in some cases, it is very improbable that any mushrooms so treated would still retain a very agreeable flavor. There is, besides, no need of running any risks with doubtful or suspected species, for the number of those known to be good and safe is sufficiently great to satisfy all reasonable demands. Possibly the time may yet come when the noxious properties of poisonous mushrooms may be utilized with advantage in medicine, but such species should not be used as food. He who is too ignorant to recognize with confidence the species known to be good, would better abstain

from such food entirely unless he can avail himself of the knowledge of some one who can recognize them.

A few edible fungi appear early in the season, but with us July, August and September are the months when the greatest variety is to be found. The morels occur in May and June. The Fairy-ring mushroom and the Glistening coprinus sometimes appear in June, and successive crops follow from time to time whenever the weather is favorable. During warm, showery weather in July and August most of our edible boleti are to be found.

A few of the species continue in September. The latter part of August and the first half of September will bring the Common mushroom and the Horse mushroom, the weather conditions being right. Excessively dry weather and prevailing cold weather are unfavorable to mushroom growth. Heat and moisture combined are favorable. It sometimes happens when the fields and open country are too dry for mushroom growth, a scanty supply may be found in deep woods and shady swamps. It would be useless to look in such places for the Common mushroom and the Fairy-ring mushroom, for they do not grow in woods; but the Delicious lactarius, the Involute paxillus, the Rough-stemmed boletus and the Chantarelle may be found there. The Oyster pleurotus and the Sapid pleurotus may be found in woods or clearings at any time between June and October, provided there is sufficient rain to induce growth, but the Honey-colored armillaria, the Imbricated tricholoma, the Masked tricholoma and the Elm pleurotus will rarely be found before the last week in August or the first of September. Let no one expect to find the Granulated boletus, the Yellowish-brown boletus or the Small Yellowish boletus except in the immediate vicinity of pine trees or in places where pine trees have grown. These hints may be something of a guide to the inexperienced mushroom hunter. The dates and habitat given under the description of each species will furnish more full and definite information on this subject.

Before proceeding to the description of species it may be well to explain certain technical terms it may be convenient or necessary to use. For illustration of some of the following terms see Plate A and its explanation.

The substance of a mushroom takes the name *flesh* though it is quite unlike animal flesh in texture and appearance. Most mushrooms have an expanded part called the *cap* botanically known as the *pileus*. This is generally supported on a stem, but in the absence of a stem the cap is *sessile*. It varies much in shape in different species and even in the same species in different stages of development. In some mushrooms thin vertical plates or membranes radiate from the stem to the margin of the cap, or in the absence of a stem, from the point of attachment of the cap to its free margin. These are called *lamelle* or *gills*. Shorter ones intervene toward the margin of the cap to fill the spaces that would otherwise be left vacant. The gills are attached by their upper edge to the lower surface of the cap and often by their inner extremity to the stem. They are *adnate* when attached to the stem by the whole width of their inner extremity; *adnexed* when attached by a part of their width only; *decurrent* when they run down on the stem, gradually tapering to a point, and *free* when not attached to the stem. Sometimes their lower edge is notched or excavated at or near the stem, which fact is designated by the words *emarginate* or *sinuate*.

In some, the lower surface of the cap is full of small holes or cells, called *pores*. These are so small in some species that they are scarcely noticeable but generally they are easily visible. They stand like tubes in a vertical position, side by side, with the openings or mouths downward. Theoretically they may be supposed to be formed by numerous gills connected by frequent partitions or transverse membranes.

In still another group of mushrooms the lower surface of the cap has neither gills nor pores, but instead there are numerous spine-like or awl-shaped projecting points called *teeth*. It is very much as if closely placed gills had been deeply, regularly and finely notched or gashed, but the teeth are not arranged in regular radiating rows, as they would be if actually formed in this way.

The upper surface of the cap is *glabrous* when it is smooth or free from hairs, fibrils or scales; *even* when it has no pits, ridges or other inequalities; *silky* when adorned with soft, close-pressed fibrils; *fibrillose* if these fibrils are harsher and looser; *glucose*

when they are soft, short and collected in little flocs or tufts; *tomentose* when crisped and interwoven so as to form a woolly surface; *squamose* or *scaly* when coarse and collected in tufts, also when the cuticle breaks or cracks into small flakes or spot-like patches. These same terms are also applicable under the same conditions to the surface of the stem. The cap is also said to be *umbonate* when it has a small projection or boss on its center; *umbilicate* if it has a small central cavity or umbilicus, and *hygrophanous* when it has a soaked or watery appearance, the loss of which by drying is accompanied by some change in color. The margin of the cap is *striate* when marked by nearly parallel radiating lines. If these lines are very slight or are visible only in the moist or hygrophanous state the fact is indicated by the term *striatulate*.

The stem is *equal* or *cylindrical* when it is of uniform diameter in all its length; *bulbous* when more or less abruptly enlarged at its base; *stuffed* when its interior or central part is of a softer or looser texture than the exterior. In some mushrooms a thin membrane, in others a mass of webby filaments, stretches from the stem to the margin of the cap and conceals the gills in the young plant, but as the cap expands, this membrane, called the *veil*, usually separates from the margin of the cap and adheres to the stem, forming around it a ring or *collar*, botanically known as an *annulus*.

In a few species the young plant is wholly enveloped in a membranous or somewhat tomentose *volva* or wrapper, but this is soon ruptured by the growing plant and its remains are in some cases entirely left at the base of the stem, in others they partly adhere to the upper surface of the cap in the form of *warts*, or more rarely and exceptionally in a few small irregular patches. The dangerously poisonous species occur in a genus in which the *volva* is a prominent character.

The *spores* are the seeds or reproductive bodies of mushrooms. They are as fine as dust and are invisible to the naked eye except when collected together in great numbers or in masses. The *hymenium* is the surface or part of the plant immediately concerned in the production of the spores, and the *hymenophore* or *hymenophorum* is the part that supports the hymenium. In the Common mushroom and many others as well, the spores develop

on certain specialized cells called *basidia* (basidium in the singular) on each of which four spores usually develop. In the morels, these specialized cells are elongated into cylindrical membranous sacks called *asci* (ascus in the singular), in each of which eight spores usually develop. In germination the spores send out slender threads or filaments called *mycelium* by botanists, but commonly known as *spawn*. The mycelium permeates the soil or other substance on which the mushroom grows and under favorable circumstances develops a crop of mushrooms of its own species.

The method and place of spore development furnishes the basis for the primary classification of fungi. The best way to acquire a knowledge of our edible mushrooms is to study them in the light of the primary characters employed in botanical classification and, therefore, in their natural relations to each other. It is my plan to arrange and describe them in their respective classes, families and genera. It will be seen that the species here described are all included in three great groups or classes, whose names and distinguishing characters may be expressed in the following general manner:

Gasteromycetææ. Fungi whose spores are produced in the interior of the plant. Example. *Puff balls*.

Discomycetææ. Fungi whose spores are produced on the upper or exterior surface of the cap and are contained in delicate membranous sacks. Example. *Morels*.

Hymenomycetææ. Fungi whose spores are produced on the lower surface of the cap. Example. *Common mushroom*.

In the last class there are a few species in which no cap is developed. In these the spores are produced on the exterior of upright simple stem-like plants, or of the branches of upright bush-like plants, or on the upper surface of jelly-like irregularly expanded plants. None of the gelatinous plants will be described and only a few species of the other exceptional cases. These species all belong to the single genus *Clavaria*.

The spore-bearing surface, or hymenium, is generally recognizable, even to the naked eye, by its smooth, delicate, waxy appearance, which is quite unlike that of the sterile surfaces.

In most of the cap bearing mushrooms the lower surface of the cap is furnished with special organs on whose surfaces the spores are produced. These are in the forms known as gills,

pores and teeth, and these organs furnish the characters on which the three principal families of the Hymenomyceteæ are founded. These characters will be more fully discussed in their proper place.

Gasteromyceteæ.

PUFF BALLS.

Puff balls belong to the class of fungi to which botanists have given the name Gasteromyceteæ. This name may be translated *stomach fungi*. It has reference to the fact that those plants which belong to this class have their stomach, that is, their whole interior, filled with spores when mature. The spores are developed on basidia as in the Hymenomyceteæ.

These are among the most easily recognized of fungi and the larger species in their early state are among the best of our edible species. Almost every country lad is familiar with the globular plants with papery rind stuffed full of a mass of brown dust-like material intermingled with cottony filaments. Time and again these have been seen lying on the ground or adhering to old stumps or the dead trunks of trees, and often have they afforded amusement by being subjected to sudden pressure between thumb and fingers that there might be seen the little cloud of dust-like spores belched forth like a miniature puff of smoke, and like smoke quickly vanishing in the air. But no one would think these good to eat, nor indeed are they while in this condition. But most puff balls are white within when young and their substance is then of a soft fleshy texture very unlike the dusty mass that fills them in mature age. *And it is only while they are white within that they are fit for food.* When they reach maturity the flesh at first assumes greenish-yellow or brownish-yellow hues and is apt to become moist or watery. They are then spoiled for edible purposes.

Lycoperdon Tourn.

Most of our puff balls and both the edible species here noticed belong to the genus *Lycoperdon*. There are about twenty species of this genus found in our State, but most of them are quite small, being less than two inches in diameter. They are naturally and botanically divided into two groups characterized by the manner

in which they open for the dispersion of the spores. In one group the rind of the mature plant breaks into irregular fragments in the upper part of the plant, and gradually falls away exposing the mass of spores and permitting them to be disseminated by the wind. In the other group the rind opens by a small nearly circular but somewhat ragged apical aperture. This group includes nearly all of the smaller species, and the rind is generally thinner and more papery than in the others. Both the edible species here described belong to the first group. Some botanists have considered this group as worthy of generic distinction and have applied the name *Calvatia* to it, but for our present purpose the original names of the species are deemed preferable.

No deleterious species of puff ball is known, but so far as my experiments have gone the small species are inferior in flavor to the large ones, and these only are at present recommended for food. Possibly some of the untried small species may be as agreeably flavored as the large ones, and perhaps improved methods of cooking may give a more agreeable dish from those already tried. We have two species of *Bovista*, a kind of puff ball differing slightly from Lycoperdons in the more perfectly globular shape and in the more tough and smooth rind of the mature plant. These are the Lead-colored bovista, *Bovista plumbea*, and the Ball-shape bovista, *Bovista pila*, both of which are pronounced edible by Professor W. Trelease, but as I have not tried them they are dismissed from further consideration at present.

The genus *Scleroderma* is allied to our common puff balls and would naturally be classed with them in the popular mind. The species differ from puff balls in their thicker rind and in having a colored flesh even in the immature state. I suspect that their disagreeable flavor has kept them out of the list of edible species, but one correspondent affirms that he has eaten these fungi and considers them good.

The two species of puff ball now to be described may be contrasted as follows :

- Plant 8 to 15 inches in diameter, spore mass olivaceous. *L. giganteum*.
Plant 3 to 6 inches in diameter, spores mass purplish. . . *L. cyathiforme*.

Lycoperdon giganteum Butsch.

GIANT PUFF BALL.

Plate 1.

Peridium very large, globose or depressed-globose, sessile or nearly so, glabrous or slightly flocculose, white, whitish or slightly yellowish, becoming dingy with age, capillitium and spores greenish-yellow, then dingy-olivaceous; spores globose, about .00016 in. broad.

The Giant puff ball is our largest species. Its diameter is commonly eight to fifteen inches, but sometimes it attains even larger dimensions. Its horizontal diameter is often greater than its altitude. Its rind is smooth and white or whitish, but as it grows old it becomes yellowish and dusky. The flesh is at first white but with maturity it assumes greenish-yellow hues and when it becomes dusty it is brownish or brownish-olivaceous.

It grows in grassy places and appears in August and September. It is not common, but owing to its large size a single one is sufficient for a meal for a large family. Indeed one writer advises that, when one is found growing near the house, it should not all be taken at once, but that a sufficient quantity of it should be taken for a meal and another portion be cut from it the next day for another meal, and so on until it is all utilized or until it is too old for use. The largest specimens are apt to be depressed so as to resemble in shape a round loaf of bread.

Lycoperdon cyathiforme Bosc.

CUP-SHAPED PUFF BALL.

Plate 2.

Peridium three to six inches in diameter, globose or depressed-globose, smooth or minutely floccose or scaly, whitish cinereous brown or pinkish-brown, often cracking into areas in the upper part, commonly with a short thick stem-like base; capillitium and spores purple-brown, these and the upper part of the peridium falling away and disappearing when old, leaving a cup-shaped base with a ragged margin; spores globose, rough, purple-brown, .0002 to .00025 in. broad.

The Cup-shaped puff ball is smaller than the Giant puff ball and more common. Ordinarily it is from three to six inches in diameter. It is at first white, whitish or brownish, but it is apt

to become darker with age, assuming brown or pinkish-brown hues. The upper part often cracks into angular areas or patches, the chinks being paler than the surface. When fully mature the upper part of the rind breaks up into fragments which fall away revealing the dull purplish-brown mass of spores and filaments within. After these have disappeared there still remains a cup-shaped base which is suggestive of the name of this puff ball and which sometimes persists all winter. From such an effete specimen the species was first named and described.

This species grows in pastures, sometimes in cultivated ground. It appears in August and September. In preparing it and the preceding species for the table select immature specimens whose flesh is yet pure white. Peel them and cut the flesh into slices one-fourth to one-half an inch thick. These slices may be fried in butter and seasoned according to taste or they may first be dipped in beaten egg and then fried and seasoned. In this way they make a kind of mushroom fritters or omelet that is liked by almost every one. If preferred, the beaten egg may be thickened with bread crumbs or crushed cracker. Some who are very fond of the Common mushroom fry the plain slices in butter, adding a mushroom or two to increase the true mushroom flavor, or they stew them in milk or cream, adding mushrooms if convenient, as before.

Discomycetæ.

MORELS, HELVELLAS AND MITRULA.

The Discomycetæ or *disk fungi* are evidently so named because in many of the species the fertile or spore-bearing surface is flat like a disk. It includes also many cup-shaped fungi in which the fertile surface is concave like the inside of a saucer or cup. But in the group which contains the edible species here to be noticed the fertile surface is neither flat nor concave, but decidedly convex, conical, oval or even cylindrical or club shaped. In some species also it is very irregular or uneven. In all the species, however unlike they may be in other respects, there is this agreement, the upper or exterior surface is the spore-bearing surface and the spores are developed in thin membranous sacks, not on basidia within the plant as in the case of puff balls. In the morels and allied species the plant consists of a stem and cap as in an ordinary mushroom, but these are

very unlike the stem and cap of a mushroom in general appearance. Our edible species are placed in four genera, whose prominent distinctive characters, so far as our species are concerned, may be ascertained from the following table:

Cap coarsely pitted over its whole surface	Morehella.
Cap convolutely lobed	Gyromitra.
Cap irregular or reflexed	Helvella.
Cap club shaped, often irregularly so	Mitrlula.

Morchella Dill.

In the genus *Morchella*, to which the morels belong, the cap is supported on a hollow stem and its whole surface is very uneven by reason of a network of anastomosing or reticulated ridges and their intervening cavities. This gives the surface a pitted or honeycombed appearance. The ridges are blunt on the edge. The spore sacks are imbedded in the whole surface, both of pits and ridges, each sack usually containing eight spores, a fact which can only be ascertained for one's self by the aid of a microscope. In the mass, the spores are yellowish.

Six species have been found in our State. All are similar in color, and the specific distinctions are not very sharp. They are found chiefly in the size and shape of the cap. All are deemed edible and similar in texture and flavor, and therefore the separation of the species from each other is not of much practical importance if they are sought for food only. The prevailing color of the cap in young and growing plants is buff-yellow or ochraceous, but as the plants become old or begin to dry, darker hues are assumed. The stems are rather stout, white or whitish, or barely tinged with yellow, and scurfy or at least not perfectly smooth and polished. They are hollow and in plants in which the margin of the cap is attached to the stem the cap also is hollow, the cavity being continuous between cap and stem.

The species may be arranged in two groups, in one of which the margin of the cap is wholly attached to the stem, in the other it is free.

All the species occur early in the season. They may be sought in wet weather, in May and June. I have never found any of them later than June. Most of them seem to prefer to grow under or near pine and ash trees, though they are sometimes found under other trees.

There are two or three species of stink horn fungi, species of *Phallus*, which, when old, bear some resemblance to morels. They have a pitted cap supported on a stem, but the cap has an opening in the top and the stem is porous, and besides, these plants have such an intolerable odor that no one would think of eating them. It is not likely that any one would mistake them for morels.

In the annexed table the distinctive features of the species are indicated. All the species are so much alike that the usual botanical diagnosis will be omitted.

Margin of the cap united to the stem	1
Margin of the cap free from the stem.....	3
1 Cap rounded or oval	<i>M. esculenta.</i>
1 Cap oblong or cylindrical	<i>M. deliciosa.</i>
1 Cap conical or oblong-conical	2
2 Cap distinctly broader than the stem.....	<i>M. conica.</i>
2 Cap scarcely broader than the stem.....	<i>M. angusticeps.</i>
3 Cap free from the stem to the middle.....	<i>M. semilibera.</i>
3 Cap free from the stem to the top.....	<i>M. bispora.</i>

Morchella esculenta Pers.

COMMON MOREL.

Plate 3. Figs. 1 to 3.

In the Common morel the cap is generally a little longer than broad. It is sometimes nearly globose and sometimes slightly narrowed toward the top. The pits or depressions in its surface are rather broader than in other species and more rounded, thereby giving the surface an appearance more like that of a honeycomb.

The plant is commonly two to four inches high, with a stem a half inch or more thick.

It has long been known as an edible species, as its specific name implies.

Morchella conica Pers.

CONICAL MOREL

Plate 4. Figs. 1 to 4.

The Conical morel has the cap conical or oblong-conical, as its name indicates. The longitudinal ridges on its surface run more regularly from top to base than in the Common morel. They are connected by short transverse ridges which are so distant from each other or so incomplete that the resulting pits or depressions

are generally longer than broad, and sometimes rather irregular. The color in the young plant is a beautiful buff-yellow or very pale ochraceous, but it becomes darker with age.

The plants are generally three to five inches high, with the cap one and a half to two inches thick in its broadest part, and distinctly broader than the stem.

This is similar to the Common morel in its esculent qualities and is generally admitted by writers to be an excellent food and of delicate flavor. It has been regarded by some as a mere variety of the preceding species. Both may be found growing on either sandy, gravelly or clayey soils.

Morchella angusticeps Peck.

NARROW CAP MOREL.

Plate 4. Figs. 5 to 9.

The Narrow cap morel differs from the Conical morel in its generally smaller size, more pointed cap and comparatively thicker stem. Generally the cap is scarcely thicker than the stem, even at its base, which is its broadest part. It is long and narrow and sometimes curved. In some specimens the stem is widest at the top and gradually tapers toward the base as shown in figure 5.

The plants are commonly two to three inches high, with the cap generally less than an inch broad in its widest part, but sometimes much larger specimens occur.

Morchella deliciosa Fr.

DELICIOUS MOREL.

Plate 3. Figs. 4 to 7.

The Delicious morel is easily known by the shape of its cap, which is cylindrical or nearly so. Sometimes it is slightly narrowed toward the top and occasionally curved, as in the preceding species, but its long narrow shape and blunt apex is quite strongly contrasted with that species. It is usually two or three times as long as it is broad, and generally it is longer than the stem. Specimens also occur in which the cap is slightly more narrow in the middle than it is above and below, and rarely it is slightly pointed at the apex. The pits on its surface are rather narrow and mostly longer than broad. The stem is often rather short.

The plant varies from one and a half to three inches high. It is a rare species in our State.

The name indicates that the illustrious Fries, who originally described the species, considered it an especially agreeable morel, and indeed he says it is more sapid than the Common morel. Roques sustains him in this opinion and Quelet speaks of it as very fine and fragrant.

In the four species already described the margin of the cap is united to or continuous with the top of the stem. In the two remaining species the margin of the cap is free from the stem, and consequently an open space intervenes between it and the stem.

***Morchella semilibera* DC.**

HALF FREE MOREL.

Plate 3. Figs. 11 to 15.

The Half free morel has a conical cap, the lower half of which is free from the stem. It rarely exceeds an inch or an inch and a half in length, and is usually much shorter than its stem. The pits on its surface are longer than broad. Deformed specimens occur in which the cap is hemispherical and very blunt or obtuse at the apex; in others it is abruptly narrowed above and pointed.

The plants are two to four inches high. The species is rare with us.

Some writers claim that its flavor is less agreeable than that of the Common morel. The plants are so scarce that I have had no opportunity to test its edible qualities.

The species was described by Persoon under the name *Morchella hybrida*, a name having reference doubtless to the character of the cap, which, by being half free, partakes of the nature of the cap of an ordinary mushroom, while in other respects it retains the features of the true morels. This name is adopted in *Sylloge Fungorum*, but most English writers have employed the other.

***Morchella bispora* Sor.**

TWO-SPORED MOREL.

Plate 3. Figs. 8 to 10.

The Two-spored morel is very similar to the Half free morel in external appearance. It is distinguishable by its cap which is free from the stem almost or quite to the top. The stem of the European plant has been described as stuffed, but in our plants it

is hollow, though possibly in very young plants it may be stuffed. The remarkable and very distinctive character which gives name to the species, can only be seen by the aid of a microscope. In this species there are only two spores in each ascus or sack and these are much larger than the spores of the other species. They are two or three times longer and sometimes slightly curved. The spores of the other species are eight in an ascus and are very much alike in size and shape, and do not furnish decided specific characters; but in this species their importance can not be overlooked. Their length is about .0024 inch, while in the others it is .0008 to .001 inch.

This is probably our rarest species. I am not aware that it has been found in but one locality in our State. A few years ago Mr. H. A. Warne detected it growing among fallen leaves in a ravine near Oneida. I have not tested its edible qualities, but would have no hesitation in eating it if opportunity should be afforded.

Some writers speak highly of the edible quality of the morels, others are less enthusiastic over them. My own limited experience leads to the conclusion that, as a rule, they are not very highly flavored, though much better than some species classed as edible. One correspondent says, "I do not think much of morels. If cooked like mushrooms they become tough." And here, perhaps, is one cause of dissatisfaction with them. They may be spoiled by bad cooking. Some mushrooms are made more tough by too severe cooking. It is better to let such kinds simmer slowly over a gentle fire. One receipt for cooking morels says, cut clean morels in halves, place in a stew pan with butter and set over a fire. When the butter is melted add a little lemon juice, salt and pepper. Then cook slowly for an hour, adding from time to time small quantities of beef gravy.

Cooke speaks of morels in general as about the safest and most delicious of edible fungi, and Cordier represents the Common morel as a delicate food and one that is in general demand in France. There is one thing in favor of morels. They are generally free from insects, and on this account their natural flavor is unimpaired, and there is no loss from infested specimens. Their flesh is rather brittle or fragile and more dry than that of some mushrooms, in consequence of which they are easily dried for future use.

Gyromitra Fr.

The genus *Gyromitra* differs from *Morchella* in the character of its cap. The surface of this is not pitted as in the morels, but it is nevertheless very uneven, some parts being prominent as if inflated, others depressed. These convexities and depressions are so irregular and lobed that they suggest a faint resemblance to the convolutions of the brain. In other respects, and especially in the spore characters, the relationship to the morels is clear. Three species, *Gyromitra esculenta*, *G. curtipes* and *G. spharospora* belong to our State, but the first one only is common and known to be edible.

Gyromitra esculenta Fr.

EDIBLE HELVELLA. ESCULENT GYROMITRA.

Plate 5. Figs. 1 to 3.

Pileus rounded, lobed, irregular, gyrose-convolute, glabrous, bay red; stem stout, stuffed or hollow, whitish, often irregular; spores elliptical, binucleate, yellowish, .0008 to .0009 inch long.

The Edible helvella, formerly known as *Helvella esculenta*, is easily recognized by its chestnut red irregularly rounded and lobed cap with its brain-like convolutions. The margin of the cap is attached to the stem in two or three places. When cut through it is found to be hollow, whitish within and uneven, with a few prominent irregular ribs or ridges. The stem is whitish, slightly scurfy, and, when mature, hollow. In large specimens it sometimes appears as if formed by the union of two or more smaller ones.

The plant is two to four inches high and the cap commonly two to three inches broad. Specimens sometimes occur weighing a pound each. It is fond of sandy soil and is found in May and June. It grows chiefly in wet weather or in wet ravines or springy places in the vicinity of pine groves or pine trees.

Cordier says that this species has an agreeable taste and is highly esteemed. Also that it is sold in the German markets as a true morel. I have repeatedly eaten it without experiencing any evil consequences, but its flavor to me is not that of a first-class mushroom. But it was simply fried in butter and seasoned with salt. Perhaps with more elaborate preparation or with the addition of a little lemon juice or vinegar its flavor might be improved.

Care should be taken by those eating it to use it with moderation and not to cook very old or long-kept specimens. Sickness has been known to result from eating freely of specimens that had been kept twenty-four hours before being cooked. When old and beginning to dry, the cap is apt to assume a darker or brown color. Often the lower or unexposed surface of the cap is paler than that which is more exposed to wind and sun.

Helvella L.

In the genus *Helvella* the cap is neither pitted nor convolutely lobed, but it is, nevertheless, quite irregular and variously reflexed, revolute or contorted so that in no two individuals, even of the same species, does it appear exactly alike. The stem in some species is stout and conspicuously marked by longitudinal grooves or furrows and their intervening ribs or ridges. In some species these furrows are continuous, in others, some of them are interrupted or short. In one or two species the stems are slender and even. All the species are rather small and scarce. They grow chiefly in woods and do not appear as early in the season as the morels and the Edible helvella. Though all are deemed edible I have not found them in sufficient quantity to verify their edible qualities and will describe only one of them.

Helvella crispa Fr.

WHITE HELVELLA.

Plate 5. Figs. 4 to 7.

Pileus deflexed, lobed or variously contorted, white or whitish; stem equal or slightly swollen at the base, deeply and interruptedly grooved, white or whitish; spores elliptical, .0007 to .0009 inch long.

The White helvella is distinguished from all other helvellas by its white or whitish color and by its peculiar stem, which is strongly ribbed and deeply grooved, the grooves or furrows being interrupted and varying much in length. A transverse section of the stem shows that it contains several longitudinal cavities or hollows. The cap is scarcely alike in any two individuals. Often it is lobed or contorted in such a way as to form two or more projecting points.

The plant is two to four inches high and the stem from one-fourth to one-half an inch thick. It grows in woods in August and September, but is not often plentiful.

Most French authors say that it is excellent when young, and Cooke says that when fresh it has a pleasant nutty flavor and is an excellent substitute for morels. Badham also affirms that all *helvellas* are esculent and have a general resemblance, in flavor, to morels. I do not know of any deleterious fungus that could reasonably be mistaken for this or any other *helvella*.

Mitula Fr.

The genus *Mitula* has been made by Saccardo in *Sylloge Fungorum* to include species having a club-shaped cap. In consequence of this enlargement of the generic character we find *Geoglossum vitellinum* Bres. and a variety of it, or a closely allied species, *Geoglossum irregulare* Peck, placed with the *mitrulas*. This pretty little fungus might easily be referred to the genus *Clavaria*, but for the fact that its spores are contained in asci or saks. Nor is it sharply separated from the genus *Geoglossum* except by its spore characters. The New York plant differs from the European in its more compressed and irregular cap, and in consequence it has been kept distinct as a variety, in *Syloge*, and stands as

Mitula vitellina Sacc. var. *irregularis* Peck

IRREGULAR MITRULA.

Plate 5. Figs. 8 to 14.

Pileus clavate, often irregular or compressed and somewhat lobed, obtuse, glabrous, yellow, tapering below into the short, rather distinct, yellowish or whitish stem; spores narrowly elliptical, .0003 to .0004 inch long.

When the irregular *mitrula* is well grown and symmetrical it closely resembles the typical European plant, but usually the clubs or caps are curved, twisted, compressed or lobed in such a way that it is difficult to find two plants just alike. The plants are usually only one or two inches high, so that they would scarcely be thought of any importance as an edible species. But sometimes it grows in considerable profusion in wet mossy places in woods, so that it would not be difficult to gather a pint of them in a short time. Its beautiful bright yellow color makes it a very attractive object. It is our largest species of *Mitula* and occurs in autumn.

It was first reported as an edible species in the Forty-second Report. Its flesh is tender and its flavor delicate and agreeable.

This plant was first described in 1879 in the Thirty-second Report, under the name *Geoglossum irregulare*. In 1882 Bresadola published his *Geoglossum vitellinum*, from which our plant differs so slightly that it has been considered a mere variety; and in consequence of the irregularity in the publication of the Thirty-second Report, no extra copies having been ordered, the later name has been given precedence.

Hymenomyceteæ.

MUSHROOMS, BOLETI AND FAIRY CLUBS.

The mushrooms hereafter to be described belong to the very large class of fungi known to botanists by the name Hymenomyceteæ, a word composed of two parts, signifying *membrane fungi*, and in its present use indicating that in these fungi the spores are produced on thin or membranous parts or surfaces. In the Common mushroom and in all others of similar structure, these spore-bearing membranes or surfaces are found on the lower or under side of the cap. They are commonly called gills, and have already been described. The spores are produced on both surfaces of the gills, and when mature they drop through the interspaces between the gills and fall to the earth below or are wafted away by currents of air. All fungi having a cap with gills beneath belong to the family Agaricineæ.

In the Edible boletus and other fungi of similar structure the lower surface of the cap is full of small holes or pores, previously described. The spores are developed on the inner surface of these pores, and when mature they are dropped or ejected into the open air below. All fungi having a cap with pores beneath constitute a family called Polyporeæ.

In the Spreading hydnum or Hedgehog mushroom the lower surface of the cap is furnished with closely-placed depending spine-like teeth. All fungi of similar structure are included in a family named Hydneæ, from the genus Hydnum, the principal genus in it. In one species the cap is replaced by spreading branches with teeth on their lower surface. Spreading or thinly-expanded plants with no stems which belong to this and the preceding family are not noticed, since there are no edible species among them.

In the Cornucopia mushroom the cap has neither gills, pores nor teeth on its lower surface, which is even or slightly and obscurely wrinkled. It, therefore, belongs to a fourth family which takes the name *Telephoreæ*.

There is still another family with a few edible species in it. It is named *Clavariæ*, from its principal genus *Clavaria*. In this genus the edible species occur. It is composed of two kinds of plants. In one kind there is a simple upright club-shaped stem-like growth with no well-marked cap or expanded part. In the other there is a branching bush-like growth. In both these the spores are produced on the exterior surface of the plants or of their branches. A synoptical view of the five families is given in the annexed table.

Cap present.....	1
Cap wanting.....	<i>Clavariæ</i> .
1 Cap with radiating gills beneath.....	<i>Agaricinæ</i> .
1 Cap with pores beneath.....	<i>Polyporeæ</i> .
1 Cap with spine-like or awl-shaped teeth beneath.....	<i>Hydneæ</i> .
1 Cap with neither gills, pores nor teeth beneath.....	<i>Telephoreæ</i> .

Agaricinæ.

AGARICS.

The family *Agaricinæ* probably includes more edible species than any other. Its members are sometimes called "agarics." More than 500 species of this family have been credited to our State flora. For the sake of convenience in the identification of such a great abundance of material, botanists have divided the family into smaller groups or sections depending on the color of the spores. We can do no better than to follow this arrangement in the study of the species. It is not a difficult matter to ascertain the color of the spores of an agaric. Generally they have nearly or quite the same color as the mature gills, but to this there are so many exceptions that to be exact we must see the spores themselves. Singly they are invisible to the naked eye, but when collected in a mass their color is plainly to be seen. If the cap of a mushroom is cut from its stem and placed in its natural position, gills downward, on any flat surface, say a piece of white paper as broad as itself, it will in a few

hours drop enough spores on the paper to show their color, on removing the cap. If the spores are white, and we may infer that they are if the mature gills are white, white paper will not be so good for disclosing their color, as paper of some dark color. Black paper is sometimes used when it is suspected that the spores are white. Or the cap may be placed on a piece of glass and then the glass may be placed over a white or a colored background, according to circumstances.

Fresh, sound, fully-developed specimens should be selected to furnish the spores. If the cap is thin it is well to invert a goblet or similar vessel over it to prevent it from drying and to exclude currents of air.

Having ascertained the color of the spores the subjoined table will show in which section the species belongs.

Spores brown, purplish-brown or black	Melanosporæ.
Spores ochraceous, brownish-ochraceous or rusty-ochraceous	Ochrosporæ.
Spores rosy or pinkish	Rhodosporæ.
Spores white, whitish or pale yellow	Leucosporæ.

Melanosporæ.

By some botanists the brown and purplish-brown-spored species are grouped in one section, and the black-spored species in another; but both are united in one section in *Sylloge Fungorum* and this is sufficiently simple for our purpose. Our edible species of this section are included in two genera, *Agaricus* and *Coprinus*.

Agaricus L.

The genus *Agaricus* originally included nearly all the species that now compose the family Agaricineæ, but it has been divided and subdivided until now it includes only such brown-spored species as have free gills and a stem with a collar.

There are several edible species in the genus, and, so far as I know, it contains no dangerous species. The edible species are closely related to each other, and in all here noticed the gills have a pink color in young or middle age, but become dark-brown or blackish-brown in mature age. There is no simpler way of expressing the distinctive specific features than by an analytical table. The species may be arranged in two groups,

depending on their place of growth. This arrangement is not as exact and satisfactory as is desirable, but it brings together those species that are most closely related to each other.

Plants growing in pastures, grassy or open places.....	1	
Plants growing in woods or groves	4	
1 Stem stuffed or solid.....	2	
1 Stem hollow.....	3	
2 Gills at first pink, about as broad as the thickness of the cap		A. campester.
2 Gills at first white, breadth less than the thickness of the cap		A. Rodmani.
3 Collar radiately divided on its lower surface ..		A. arvensis.
3 Collar floccose on its lower surface		A. subrufescens.
4 Flesh quickly changing to dull red where wounded		A. hemorrhoidarius.
4 Flesh not changing to dull-red where wounded	5	
5 Cap with numerous persistent brown scales ...		A. placomyces.
5 Cap without scales or with few evanescent ones.		A. silvaticus.

Agaricus campester L.*

COMMON MUSHROOM. EDIBLE MUSHROOM.

Plate 6.

Pileus silky or squamulose; lamellæ at first a delicate pink, becoming brown or blackish-brown with age; stem stuffed, glabrous, white or whitish; spores elliptical, .00025 to .0003 inch long.

The Common mushroom, sometimes called the Edible mushroom, as if it was the only edible species known, and also Meadow mushroom in common with *A. arvensis*, is perhaps more generally used and better known than any other. It is the one commonly cultivated and the one most often seen on the tables of the rich and of fashionable restaurants and public houses. It is so eagerly sought in some of our cities that it is difficult to find the wild ones near these towns, for they are gathered almost as soon as they appear, and the cultivated ones usually bring prices beyond the reach of the poor.

* This name is usually written *Agaricus campestris*, but in *Sylloge Fungorum* the more classical and grammatical term here adopted is used.

In very young plants the cap is hemispherical or almost globose and the gills are concealed. Such plants of this and of the closely related Horse mushroom have received the name "button mushrooms," and are preserved in brine or other liquid and sold in the leading grocery stores. As the cap expands the veil separates from the margin revealing the delicate-tinted pinkish gills. When mature the cap is very broadly convex or nearly flat. It is generally a little silky with close-pressed fibrils, but these often vanish with age and the cap appears quite smooth. Its margin, especially in the younger plants, extends a little beyond the exterior extremity of the gills. The color of the cap is commonly white, but with age it may become a little tinged with dingy hues. The flesh is white, but sometimes exhibits a tendency to become slightly tinged with red when cut and exposed to the air. Its taste is mild and pleasant. The epidermis is separable from the cap.

The gills are closely placed, rounded at the inner extremity and not attached to the stem. The beautiful pink hue of their early state gradually becomes darker and finally changes to a smoky brown, which, in dried specimens, becomes almost or quite black. This peculiarity in the coloration of the gills is so unlike anything known in the dangerous species that it seems surprising that any such should ever be mistaken for this mushroom. A whole group of pink-spored species, some of which are suspected of being hurtful, have pinkish-colored gills, but they never assume dark-brown or blackish hues.

The stem is generally shorter than the horizontal diameter of the cap and about equal in thickness from top to base. The central portion is a little softer in texture than the external part. A collar encircles it in the upper part. Sometimes this is so thin and slight that scarcely any vestige of it remains in old plants.

The spores are sometimes described as purplish-brown but I have never been able to see any decided purple tint in them. They are not as dark as seal-brown but approach it.

This mushroom, like many other plants that have been long and extensively cultivated, has developed into several forms which exhibit quite well-marked distinctive features. One of these, called the Garden mushroom. Variety *hortensis*, is represented by figures 8 and 9. It is often found in cultivation and

sold in the markets, but is rarely found growing in the fields. Its cap is of a brownish color and frequently adorned with darker spots or scales.

Variety *griseus* has a grayish shining silky cap. I have not yet found it in New York, but it grows in Virginia. It occurs in France and is figured by Richon and Rozé.

Variety *alba* has the cap and stem white. It is our most common form.

Cap two to four inches broad, stem one and a half to three inches long, one-third to two-thirds of an inch thick.

The Common mushroom grows in grassy places, in pastures, mowed ground and mushroom beds, never in thick woods. It occurs mostly in August and September. In cultivation in a suitable place it may be had in midwinter. Owing to the attacks of insects it is better to raise mushrooms in winter than in summer, unless the insects can be effectually excluded from the beds and the apartments and the temperature properly regulated. The wild ones are thought by some to have a better flavor than the cultivated ones, but the latter are good enough for any one and sometimes command surprisingly high prices. Mushrooms of all kinds are more eagerly sought and more extensively used in Europe than in this country, but with the great influx of Europeans into this country, bringing with them a taste for this kind of food, and with the rapid increase in population making an increased demand for all kinds of food, it is probable that the demand for and the use of mushrooms will soon be as great here as in Europe. The chief difficulty in the matter is the lack of a sufficient general knowledge of the species or of the means of acquiring the knowledge necessary to make it safe to use them.

In the wild state the Common mushroom usually grows in groups or a single one in a place, but when cultivated they often form large tufts. A kind of out-door cultivation is sometimes employed in order to increase the abundance of mushrooms. Neglected places in fence corners, pastures or roadsides are dug up and manure incorporated in the soil if it is not already very rich. Mushroom spawn, after having been soaked in warm water or kept moist in a warm place for several hours to start it into growth, is then planted in the prepared places and a coat of fine manure spread over the surface.

It is well to mulch the surface with some coarse material like leaves, straw or hay, to keep the soil moist. If the planting is done in spring and the season is favorable a crop of mushrooms should appear in autumn.

Almost every cook claims to know how to prepare this mushroom for the table, and recipes for cooking it will be found in cook books. No extended directions therefore are necessary here. One of the simplest methods and one which is applicable to all tender species is to fry gently in butter, seasoning according to taste. They may be stewed in milk or cream, broiled on a gridiron or in a steak broiler, or baked in an oven. To some they are very acceptable when eaten raw. Doctor Cooke says that when abroad on a day's excursion, one or two of these raw specimens are an excellent substitute for sandwiches, as they satisfy hunger, are nutritive and digestible, and very pleasant and grateful to the palate.

Agaricus Rodmani Peck.

RODMAN'S MUSHROOM.

Plate 2. Figs. 1 to 6.

Pileus rather thick, firm, glabrous, white or whitish, dingy-yellow or reddish-yellow in the center, flesh white, unchangeable; lamellae crowded, narrow, at first whitish, then pink, finally blackish-brown; stem short, solid, whitish; spores broadly elliptical, .0002 to .00025 inch long.

Rodman's mushroom may easily be mistaken for the common mushroom to which it is closely related. It has been separated from it because of its comparatively thicker firmer flesh, its more narrow gills, which are almost white when very young, and its peculiar collar. This seems to be double, and in the mature plant the two parts separate in such a way as to leave a deep groove or channel between them. In very short-stemmed specimens the collar is situated so near the base of the stem that it appears much like the remains of the volva or wrapper in some species of *Amanita*. The spores are a little shorter and broader in proportion to their length than those of the Common mushroom, so that at first sight they seem to be nearly globose.

The cap is two to four inches broad, the stem one to two inches long and one-half an inch or less in thickness.

This mushroom was first described and recorded as edible in the Thirty-sixth Report. Subsequently Richon and Rozé published a species found in France to which they gave the name *Psalliota duriuscula*, the Firm champignon. They speak of their plant as a suspected species with nothing to recommend it, with an unpleasant flavor and with a flesh so hard as to render it indigestible. The figure and description of their species indicate that it is not distinct from Rodman's mushroom. But Mr. Rodman ate of his plant and found it perfectly harmless. It is, therefore, classed as edible. I have had no opportunity to test its edible qualities, but would have no hesitation in eating it if I could find it in good condition.

It grows in grassy ground and even in crevices of unused pavements and paved gutters in cities. It appears from May to July. I have not found it in autumn. It is rare.

Agaricus subrufescens Peck.

SLIGHTLY REDDISH MUSHROOM.

Plate 7.

Pileus at first deeply hemispherical, becoming convex or broadly expanded, silky fibrillose and minutely or obscurely squamulose, whitish, grayish or dull reddish-brown, usually smooth and darker on the disk, flesh white, unchangeable; lamellæ at first white or whitish, then pinkish, finally blackish-brown; stem rather long, often somewhat thickened or bulbous at the base, at first stuffed, then hollow, white; the annulus flocculose or floccose-squamose on the lower surface; mycelium whitish, forming slender branching root-like strings; spores elliptical, .00024 to .00028 inch long.

The Slightly reddish mushroom differs especially from the Common mushroom in the peculiar deeply hemispherical shape of the cap of the young plant, in the white or whitish color of the very young gills, in the at length hollow stem, often somewhat thickened or bulbous at the base, and in the collar, which has the exterior or lower surface covered with little downy flakes or scales. Beside these characters it has others which may aid in supporting its claim to specific distinction. Its mycelium seems strongly disposed to form strings which adhere to the base of the stem like white branching thread-like roots, and the flesh has a flavor like that of almonds. This flavor

appears to me to be more pronounced in the older plants than in those that are very young. When raised in large quantities in greenhouses it sometimes gives out a perceptible odor of bruised almonds.

The reddish-brown color is due to the coating of fibrils that cover the cap. These are often collected in minute tufts, which give a slight floccose or scaly appearance to the cap. In the center the epidermis does not separate into fibrils and scales, and in consequence the disk or center of the cap is smoother and more distinctly reddish-brown than the rest. The flesh is white and unchangeable when cut or broken. In this respect it differs decidedly from the Reddish variety of the Common mushroom, Variety *rufescens*, though it resembles it in having the very young gills white.

The stem is generally rather long and more or less thickened at the base. It is white and usually slightly flocculose below the collar, very smooth above it. In the mature plant it is hollow, but the cavity is very small. One of the distinguishing features of the species is the flocculent or scaly lower surface of the veil or collar. It is apparently a double membrane, as in the Field mushroom, but instead of the lower membrane breaking in a radiate manner as in that species, it breaks into small floccose flakes or scales. By this character and by the color of the very young gills it may be separated from the Garden variety of the Common mushroom, Variety *hortensis*, which it approaches in the color of the cap.

The plant often grows in large clusters of many individuals, one correspondent affirming that as many as forty individuals sometimes occur in one cluster. In size it is similar to the Common mushroom, but under favorable circumstances it seems sometimes to excel it, the cap attaining a diameter of six inches.

It has been found but once in a wild state within our limits. Mr. Wm. Falconer, of Glen Cove, Long Island, discovered it growing on his compost heap composed chiefly of decaying leaves. From some of these specimens kindly sent me by the discoverer the original description was derived, but the specimens were not in satisfactory condition to figure. The present illustrations have been made from specimens kindly furnished by Colonel Wright Rives of Washington, in whose greenhouse an

enormous volunteer crop developed in soil prepared for forcing cucumbers. The species is apparently more easy of cultivation than the Common mushroom, less subject to the attacks of insects and not so intolerant of unfavorable conditions. It is very productive, develops sooner after the planting of the spawn and probably will keep longer in good condition. Specimens picked in Washington on Monday night, reached Albany in a good state of preservation on the Thursday following, and some of them were eaten for supper on that day, making an interval of three days and three nights between the picking and the eating, and proving the possibility of supplying a distant market with this mushroom. Its flesh does not seem to me quite as tender as that of the Common mushroom, and its almond-like flavor may not be as acceptable to some tastes, but it is nevertheless an excellent mushroom and one which may yet supersede the old kind, especially in the hands of private individuals who are often disappointed in their efforts to raise mushrooms.

Agaricus arvensis Schaef.

FIELD MUSHROOM. HORSE MUSHROOM.

Plate 8.

Pileus smooth or at first slightly flocculent, white or yellowish; lamellæ at first whitish or very faintly pinkish, soon dull pink, then blackish-brown; stem stout, hollow, somewhat thickened or bulbous at the base, white, the collar double, the upper part membranous, white, the lower part thicker, subtomentose, radiately split, yellowish; spores elliptical, .0003 to .0004 inch long.

The Field mushroom or Horse mushroom, also called Meadow mushroom, is so much like the Common mushroom that some botanists have supposed it to be a mere variety of that species. The most notable differences are its larger size, its hollow, somewhat bulbous stem, its peculiar veil or collar and the paler gills of the very young plant. The cap in dried specimens is apt to assume a yellow color, which does not pertain to the Common mushroom. The collar appears to be composed of two parts closely applied to each other and making a double membrane, the lower part of which is of a thicker, softer texture and split in a stellate manner into broad yellowish rays. This is perhaps the most distinctive character of the species, and a more detailed

description is scarcely necessary. No serious harm could come, so far as utility is concerned, if it should be confused with the Common mushroom.

It grows in cultivated fields, grassy pastures and waste places. It is occasionally found under trees and even within the borders of thin woods. It has been supposed by some that its spores will not germinate unless they have passed through the alimentary canal of some animal. Whether there is any truth or not in such a supposition, it is common enough to find this mushroom growing in places where no trace of the dung of animals can be seen. It appears from July to September.

A similar mushroom occurs in open places in woods or along the borders of thin woods. The color of its cap and stem is white as in the Field mushroom. Its cap is perhaps a little thinner and more fragile, and its stem is usually longer and has a very abrupt or flattened bulb at its base. Its collar is usually the same as that of the Field mushroom, but plants sometimes occur in which it appears to be a single lacerated membrane. Such plants have been referred to the Wood inhabiting mushroom, *Agaricus silvicola*; but its general affinities seem to me to connect it more closely with *Agaricus arvensis*, to which I would subjoin it as an abrupt variety, Variety *abruptus*, the name having reference to the character of the bulb. I have eaten of this variety and consider it edible. Dried specimens assume a yellowish hue.

Opinions differ concerning the esculent qualities of the Field mushroom. According to Berkeley it is inferior to the Common mushroom, and Badham says its flavor and odor are strong, and it is generally shunned by English epicures. On the other hand, Persoon says it is superior to the Common mushroom in smell, taste and digestibility, and it is, therefore, generally preferred in France. Vittadini also says it is very delicate and easy of digestion, but has a stronger odor than the Common mushroom. "Very sapid and very nutritious," "odor feeble, but flavor anise-like and very agreeable," "delicious when young and fresh, but tough when old," are opinions expressed by various writers. One author says it is edible and of exquisite flavor, and both these expressions have been perpetuated in two of the synonyms of the species, *Agaricus edulis* Kromb. and *Agaricus exquisitus* Vitt.

Agaricus placomyces Peck.

FLAT CAP MUSHROOM.

Plate 9. Figs. 7 to 12.

Pileus thin, at first convex, becoming flat with age, whitish, brown in the center and elsewhere adorned with minute brown scales; lamellae close, white, then pinkish, finally blackish-brown; stem smooth, annulate, stuffed or hollow, bulbous, white or whitish, the bulb often stained with yellow; spores elliptical, .0002 to .00025 in. long.

The flat cap mushroom is a rare but a beautiful species. Its cap is convex or somewhat bell-shaped when young, but when mature it is nearly or quite flat. Its brown center and its numerous minute brown scales on a whitish background give it a very ornamental appearance. It becomes darker with age.

Its gills, which in the very young plant are white or nearly so, pass through the usual shades of pink and brown with advancing age.

The stem is rather long and swollen into a bulb at the base. It sometimes tapers slightly toward the top near which it bears a thin flabby membranous collar. It may be either stuffed with a pith or hollow. It is white or whitish, but the bulb is sometimes stained with yellow.

Cap two to four inches broad, stem three to five inches long, one-fourth to nearly one-half an inch thick.

It grows in the borders of hemlock woods or under hemlock trees from July to September. It has been eaten by Mr. C. L. Shear, who pronounces it very good. I have not found it in sufficient quantity to give it a trial. This mushroom is very closely related to the Wood mushroom or Silvan mushroom, *Agaricus silvaticus*, a species which is also recorded as edible, but which is apparently more rare in our State than even the Flat cap mushroom. This differs from the Silvan mushroom in its paler color, in having the cap more minutely, persistently and regularly scaly, and in its being destitute of a prominent center. In the Silvan mushroom the scales, when present, are few, and they disappear with age.

Having had no opportunity to make the drawings of the Bleeding mushroom, *Agaricus hemorrhoidarius*, and of the Silvan

mushroom, *Agaricus silvaticus*, and not having tested their edible qualities, they are, for the present, dismissed from further consideration.

Coprinus Pers.

The genus *Coprinus* is easily distinguished from all others by the character of the gills of the mature plant. These assume a black color and slowly dissolve into an inky fluid which, in the larger plants at least, falls to the ground in drops. The thin caps of some species also partly or wholly waste away in this manner. Because of the production of this black fluid, which has sometimes been used as a poor substitute for ink, these plants have received the name "inky fungi." In a few species the spores are brown, but generally they are black. Some of the plants literally grow up in a night and perish in a day. Many of the species inhabit dung or manure heaps, as the generic name implies. Most of them are so small, thin and perishable that they are not valuable as food. Even the larger ones have thin caps, and those deemed edible should be gathered when young and cooked promptly if used as food. Three species are here noticed.

Cap whitish	<i>C. comatus.</i>
Cap grayish or grayish-brown.....	<i>C. atramentarius.</i>
Cap buff-yellow or tawny-yellow	<i>C. micaceus.</i>

Coprinus comatus Fr.

SHAGGY COPRINUS.

Plate 10.

Pileus at first oblong or nearly cylindrical, becoming campanulate or expanded and splitting on the margin, adorned with scattered yellowish scales, whitish; lamellæ crowded, white, then tinged with red or pink, finally black and dripping an inky fluid; stem rather long, hollow, smooth or slightly fibrillose, white or whitish, at first with a slight movable annulus; spores elliptical, black, .0005 to .0007 in. long.

The Shaggy coprinus, or Maned agaric as it is sometimes called, is one of the largest and finest species of the genus. When young the cap is quite long and narrow, but with advancing age the margin spreads outward, becomes split in several places and curves upward. The surface is adorned with loose fibrils and with scales or spots which appear to be due to the breaking up

of an epidermis which remains entire in a small patch on the very top of the cap. Except the top and the scales the cap is white, but in mature plants it often becomes sordid or blackish toward the thin margin as if it were stained or soaked by the inky fluid formed from the gills.

The gills at first are closely crowded together and white, but soon pinkish, reddish or purplish tints appear, which quickly change to black. Sometimes all these hues may be seen at one time in one plant.

The stem is white, smooth and hollow. In the young plant it is furnished with a collar which is movable or but slightly adherent. It is easily destroyed and has often disappeared at maturity.

The cap is one and a half to three inches long before expansion. The stem is three to five inches long and one-fourth to one-third of an inch thick. It grows in rich loose earth by roadsides, in pastures, waste places or dumping grounds. It appears in autumn and may sometimes be found quite late in the season. It is quite fragile and must be handled with care. It is very tender and digestible and scarcely inferior to the Common mushroom in flavor, though some think it is improved in flavor by cooking a mushroom or two with it. It is fit for the table only before the gills have assumed their black color, but even after that it is sometimes used in making catsup.

"When young it is very sapid and delicate;" "cooked quickly in butter with pepper and salt, it is excellent;" "edible, tender and delicious;" "in flavor it much resembles the Common mushroom, to which it is quite equal, if not superior; it is clearly more digestible and less likely to disagree with persons of delicate constitutions," are opinions recorded in its favor.

Coprinus atramentarius Fr.

INKY COPRINUS.

Plate 11. Figs. 7 to 11.

Pileus at first ovate, becoming expanded, glabrous or with a few obscure, spot-like scales in the center, grayish-brown; lamellae crowded, at first whitish and flocculose on the edge, then black; stem glabrous, hollow, white or whitish; spores elliptical, black, .0003 to .0004 in. long.

The Inky coprinus is much less attractive in its appearance than the Shaggy coprinus. Its cap is quite smooth except on the disk, which is sometimes spotted with a few obscure scales. The color is grayish or grayish-brown, sometimes with a slight suggestion of lead color. The margin is sometimes irregularly notched or lobed.

The gills are at first crowded and whitish, but they soon become black and moist and gradually dissolve away, forming an inky dripping fluid which is suggestive of the name of the species, and which may be used as ink.

The stem is rather slender, smooth and hollow. It sometimes has a slight vestige of a collar near the base, but it soon disappears.

The cap varies from one to three inches or more in diameter, the stem is two to four inches long, one-sixth to one-third of an inch thick.

It grows in clusters in rich soil, in gardens, waste places or in woods, and appears in late summer or in autumn. The form growing in woods is generally smaller and more beautiful than that growing in open places. It may be called var. *silvestris*.

The cap sometimes appears as if suffused with a bloom. It deliquesces rapidly and it is, therefore, more available for catsup than for food. If intended for the table it must be cooked as soon as brought to the house. In Europe both this and the preceding species appear in spring as well as in summer and autumn, but I have not seen them early in the season in our State.

Coprinus micaceus Fr.

GLISTENING COPRINUS.

Plate 11. Figs. 1 to 6.

Pileus thin, at first ovate, then campanulate or expanded, striate, sometimes glistening with shining particles when young, buff-yellow or tawny-yellow; lamellæ crowded, whitish, then tinged with pinkish or purplish-brown, finally black; stem slender, fragile, hollow, white; spores elliptical, brown, .00025 to .0003 in. long.

The Glistening coprinus is a small but common and beautiful species. Its cap is somewhat bell-shaped and marked with impressed lines or striations from the margin to or beyond the

middle. The center is smooth and often a little more highly colored than the rest. The glistening particles which are suggestive of the name of this little mushroom are not often noticeable, and when present on the young cap they often disappear with age. The margin is frequently notched or lobed and wavy and it is apt to become split as the cap expands. The color varies from a pale whitish-buff to tawny-yellow or reddish-ochraceous. It becomes sordid or brownish in old age, especially if wet or water-soaked.

The gills, as in the preceding species, are at first crowded and whitish, but they soon change color, becoming pinkish tinted and then brown and black.

The stem is slender, fragile, smooth, hollow and white. The brown color of the spores is unusual in this genus.

Cap one to two inches broad, stem one to three inches long, rarely thicker than a pipe stem.

The Glistening coprinus grows in clusters on the ground or on decaying wood. It occurs from May to November. It appears in wet weather and sometimes seems to anticipate rain, starting to grow two or three days before a rain storm. Several successive crops often come up about a single old stump in one season. When a cluster appears to grow from the ground it is quite probable that it really starts from some decaying root or other piece of wood buried in the earth. It is not uncommon to find it growing from places in the margin of the sidewalks of our cities where shade trees have been cut down, the decaying stump and roots furnishing the necessary habitat. In such cases the boys of the street delight in kicking the clusters to pieces and stamping them out of existence, thinking probably that they are abundantly justified in destroying a vile toadstool which might otherwise be the means of poisoning some one. These tufts are sometimes very large and composed of very many plants closely crowded together. Sometimes the caps crack into small areas, the white flesh showing itself in the chinks.

European writers do not record the Glistening coprinus among the edible species, perhaps because of its small size. But it compensates for its lack of size by its frequency and abundance, and it has the advantage of being easily and frequently procurable. In tenderness and delicacy it does not appear to me to be at all

inferior to the Shaggy coprinus, and it certainly is harmless, for it has been eaten repeatedly by various persons and always without ill results. It was published as edible in the Twenty-seventh Report.

Ochrosporæ.

Members of this section may be known by the ochraceous hues of their spores. The color may vary somewhat, being ochraceous, rusty-ochraceous or brownish-ochraceous in different species. The recorded edible species occur in three genera, *Pholiota*, *Cortinarius* and *Paxillus*. No species of the first genus has been proved by me.

Cortinarius Fr.

Of the genus *Cortinarius*, eight species have been classed as edible by English writers. Four of these occur in our State, and three of them have been tried. The genus contains many species, and it is almost certain that several others will yet be found to be esculent. The genus is distinguished especially by the rusty-ochraceous color of the spores and by the webby character of the veil. In the young plant fine webby filaments stretch from the margin of the cap to the stem, and in many species these are so numerous that they at first conceal the gills, but they mostly disappear with advancing age and leave little or no trace of a collar on the stem. In some instances a few filaments adhere to the stem and afford a lodgment for the falling spores, in consequence of which a rusty-brown stain or ill defined band of color is seen on the upper part of the stem.

In young plants the color of the gills is generally quite unlike that of mature ones. In these the gills become dusted by the spores and assume their color, so that there is great uniformity in the color of the gills of mature plants in all the species. It is, therefore, of the utmost importance in identifying species of *Cortinarius* to know the color of the gills of the young plant. In all the species they are attached to the stem at their inner extremity, and generally they are emarginate. Most of the species grow in woods or groves or along their borders, and are especially found in late summer and autumn in hilly or mountainous regions.

The three species here described may be tabulated as follows:

Stem not bulbous.....	1
Stem with a bulbous base	C. violaceus.
1 Cap viscid or glutinous when moist.....	C. collinitus.
1 Cap not viscid, dry and fibrillose.....	C. cinnamomeus.

Cortinarius violaceus Fr.

VIOLET CORTINARIUS.

Plate 12.

Pileus convex, becoming nearly plane, dry, adorned with numerous persistent hairy tufts or scales, dark violet; lamellæ rather thick, distant, rounded or deeply notched at the inner extremity, colored like the pileus in the young plant, brownish-cinnamon in the mature plant; stem solid, fibrillose, bulbous, colored like the pileus; spores subelliptical, .0005 in. long.

The Violet cortinarius is a very beautiful mushroom and one easy of recognition. At first the whole plant is uniformly colored, but with age the gills assume a dingy ochraceous or brownish-cinnamon hue. The cap is generally well formed and regular and is beautifully adorned with little hairy scales or tufts. These are rarely shown in figures of the European plant, but they are quite noticeable in the American plant and should not be overlooked. The flesh is more or less tinged with violet.

The gills when young are colored like the cap. They are rather broad, notched at the inner extremity and narrowed toward the margin of the cap. When mature they become dusted with the spores whose color they take.

The stem also is colored like the cap. It is swollen into a bulb at the base and sometimes a faint rusty-ochraceous band may be seen near the top. This is due to the falling spores which lodge on the webby filaments of the veil remaining attached to the stem.

Cap two to four inches broad, stem three to five inches long, about half an inch thick.

The Violet cortinarius grows among fallen leaves in the woods of our hilly and mountainous districts, in July and August. I have never found it in the open country. It is solitary or scattered in its growth and not very plentiful. Nevertheless it is a very good species to eat, and when botanizing in the extensive

forests of the Adirondack region it afforded an excellent and very much relished addition to our bill of fare. It retains something of its color when cooked, and in consequence a dish of Violet mushrooms is scarcely as attractive to the eyes as to the palate.

Cortinarius collinitus Fr.

SMEARED CORTINARIUS.

Plate 13. Figs. 1 to 6.

Pileus convex, obtuse, glabrous, glutinous when moist, shining when dry; lamellæ rather broad, dingy-white or grayish when young; stem cylindrical, solid, viscid or glutinous when moist, transversely cracking when dry, whitish or paler than the pileus; spores subelliptical, .0005 to .0006 in. long.

The Smeared cortinarius is much more common than the Violet cortinarius and has a much wider range. Both the cap and stem are covered with a viscid substance or gluten which makes it unpleasant to handle. The cap varies in color from yellow to golden or tawny-yellow and when the gluten on it has dried it is very smooth and shining. The flesh is white or whitish. The young gills have a peculiar bluish-white or dingy-white color which might be called grayish or clay color, but when mature they assume the color of the spores. They are sometimes minutely uneven on the edge.

The stem is straight, solid, cylindrical and usually paler than the cap. When the gluten on it dries it cracks transversely, giving to the stem a peculiar scaly appearance.

The cap is one and a half to three inches broad, and the stem two to four inches long and one-fourth to one-half inch thick.

The plant grows in thin woods, copses and partly-cleared lands and may be found from August to September.

It is well to peel the caps before cooking, since the gluten causes dirt and rubbish to adhere tenaciously to them.

Cortinarius cinnamomeus Fr.

CINNAMON CORTINARIUS.

Plate 13. Figs. 7 to 20.

Pileus thin, convex, obtuse or umbonate, dry, fibrillose at least when young, flesh yellowish; lamellæ thin, close, adnate; stem slender, equal, stuffed or hollow; spores elliptical, .0003 in. long.

The Cinnamon cortinari^{us} is smaller than either of the foregoing species, but it is more abundant. It is quite variable in size, shape and color. The cap is generally convex at first, but often expands until it is nearly flat. Sometimes it has a central prominence or umbo. It is more or less coated, at least when young, with minute silky fibrils, but sometimes becomes smoothish with age. Its color is commonly cinnamon-brown, brownish-ochraceous or tawny-brown. The gills are some shade of yellow when young, except in one variety, but when mature they assume the color of the spores. The stem is rather slender, often flexuous, fibrillose or silky, stuffed or hollow when old, and yellowish or colored like the cap, or a little paler.

In the Half-red variety, Variety *semisanguineus*, figures 15 to 20, the young gills have a dark blood-red color. This perhaps ought to be considered a distinct species.

The cap is usually one to two inches broad, the stem one to three inches long and one-fourth of an inch thick or less. The plant grows in woods or their borders, under trees or in mossy swamps. Like many flowering plants which have a wide range and are not particular as to their habitat, this mushroom is perplexing because of its variability, but it is believed that the description and figures here given will make it recognizable. The fresh plant often has a slight odor like that of radishes.

Paxillus Fr.

The genus *Paxillus* is characterized by its gills which are easily and smoothly separable from the cap just as the tubes of a *Boletus* are, from the cap that supports them. They are reticulately connected at the base in the single species here considered. The spores are ochraceous.

Paxillus involutus Fr.

INVOLUTE PAXILLUS.

Plate 23. Figs. 18 to 23.

Pileus compact, convex at first, soon expanded and centrally depressed, nearly glabrous, grayish-buff or ochraceous-brown or yellowish ferruginous, the margin involute and when young covered with a grayish tomentum; lamellæ close, decurrent, branched and reticulately connected behind, whitish, then yellowish or sub-ferruginous, changing to reddish-brown where cut or bruised;

stem central or eccentric, solid, glabrous, colored like the pileus ; spores elliptical, .0003 to .0004 in. long.

The Involute paxillus is somewhat variable in color and exhibits a strange admixture of gray, ochraceous, ferruginous and brown hues, sometimes one being more prominent, sometimes another. It is apt to be viscid when moist and shining when dry. The margin is rolled inwards in the young plant, and is adorned with a grayish tomentum or villosity. It sometimes exhibits short markings as in figures 20 and 21. The flesh is not a clear white, but tinged with gray.

The gills are at first whitish, but they become yellowish or rust colored with advancing age and assume brownish or reddish-brown stains where cut or bruised. They are decurrent and a little wavy and reticulately connected where they run down on the stem. The interspaces between them are marked with veins.

The stem is generally shorter than the diameter of the cap and solid. It is colored nearly like the cap and is sometimes adorned with a few darker spots.

Cap two to four inches broad, stem one to three inches long, one-third to one-half an inch thick.

The Involute paxillus grows in woods either on the ground or on decayed wood. It grows singly or in groups and seems to like damp mossy soil well filled with vegetable matter. It is common in cool hemlock or spruce woods, but occurs also in mixed woods, and along the borders of marshes. When growing on old decayed stumps or the prostrate moss-covered trunks of trees the stem is sometimes eccentric, but in other cases it is generally central. It appears from August to November.

It is sometimes called the Brown chantarelle, but it is scarcely a rival of the true chantarelle. Most authors record it as edible but they do not praise it highly. Richon and Rozé say it is edible but scarcely to be recommended. Letellier on the other hand says it can be employed as food with much advantage. It is also said to be held in high estimation in Russia. With us it is scarcely available except to people living near damp woods or swamps.

Rhodosporeæ.

The name of this section, which in some works bears the name Hyporhodii, indicates that the spores are red, but their color is

really a peculiar pinkish or rosy hue commonly described as flesh color or salmon color. It is a combination of ochraceous and pink. The mature gills usually have this color. Only a few species of this section are known to be edible and some have been thought to be unwholesome. There are several genera, but the species here considered belong to one only.

Clitopilus Fr.

The species of this genus are separable from all others of the section by their fleshy stem and decurrent gills. Mushrooms of similar structure occur in the genus *Clitocybe* which belongs to the section characterized by white spores. Their gills also are generally white in the mature plant. The pink-gilled species need not be confused with the Common mushroom and those of its relatives that have the gills of a pink color while young, for in them the pink color is soon replaced by brown or blackish-brown, but in these the gills retain their pinkish hue and never assume darker colors. Besides, in the Common mushroom and its allies the gills are not attached to the stem by their inner extremity, but in the species of this genus they are. Many species, not of this genus only but also of other genera in this section, have the gills white or whitish in the young plant, but with advancing age they assume the more permanent pinkish hue.

Clitopilus prunulus Scop.

PLUM CLITOPILUS.

Plate 14. Figs. 1 to 6.

Pileus fleshy, compact, broadly convex or nearly plane, sometimes centrally depressed, dry, suffused with a bloom, whitish or grayish, the margin sometimes wavy; lamellæ somewhat distant, decurrent, at first whitish, becoming salmon colored; stem glabrous, solid, white; spores oblong elliptical, pointed at each end, .0004 to .00045 in. long.

The Plum *clitopilus* is not a common species with us, and when it does occur it is not in abundance. Its cap is white or whitish inclining to grayish with the center sometimes decidedly darker than the margin. It is dry and firm and often seems to be covered with a bloom. Its flesh is white and the plant has an odor like that of meal.

The gills are at first nearly white but they assume a pale-pink or salmon color with age. They run down on the stem.

The stem is solid, smooth and white.

Cap two to three inches broad, stem one to two inches long, one-fourth to one-half an inch thick. This plant is found in woods in warm wet weather in July and August. It is solitary or there are but few individuals in a place. English writers speak highly of it as an esculent, and class it among the most delicious of edible species. Gillet says that it is one of the best mushrooms that can be found.

Clitopilus orcella Bull.

SWEETBREAD MUSHROOM.

Plate 14. Figs. 7 to 11.

Pileus fleshy, soft, broadly convex or nearly plane, generally irregular and wavy on the margin, silky, white or yellowish-white; lamellæ close, decurrent; stem short, solid, flocculose, sometimes eccentric; spores oblong-elliptical, pointed at each end, .00035 to .0004 in. long.

The Sweetbread mushroom is so much like the Plum mushroom that it is not surprising that they have been regarded as forms of one species. The differences indicated in the descriptions would make the Sweetbread mushroom generally a little smaller and less regular, the flesh softer, the cap slightly viscid in wet weather and a clearer white, and the gills a little closer together. Intermediate forms seem to connect the two supposed species, and however interesting the differences may be to botanists, the mushroom eater will scarcely try to keep the two forms separate. Both have the farinaceous odor and are not very different in taste. Some have considered the Sweetbread mushroom as slightly superior in the delicacy of its flavor. Both are good enough. The Sweetbread mushroom sometimes grows in pastures and open places. Miss Banning sometimes finds it growing in rings after the manner of the Fairy-ring mushroom. She finds some plants with the usual strong new meal odor, others with but little odor and all with a flavor suggestive of cucumbers.

Leucosporæ.

The *Leucosporæ* or white-spored agarics are distributed among many genera. The species are more numerous than in any other

section and many of them are edible. On the other hand, our most dangerous species occur in this section. The spores are generally white, as the name of the section indicates, but in a few cases they have a dingy or sordid-white hue, and in several species they are pale-yellow. In one or two species not found within the limits of our State they have a green color, but these are not yet recorded as edible species. In one mushroom the spores assume a pale-lilac tint after a brief exposure to the air and light. Pale-yellow spores occur especially in the genera *Cantharellus*, *Lactarius* and *Russula*.

Our edible species are found in about a dozen genera. The subjoined analytical table will serve to indicate the leading characters of each genus and may be used as a guide or an aid in tracing any species to its proper genus.

Plant with a membranous sheath at the base of the stem or with superficial warts on the cap.....	1
Plant destitute of such sheath and warts	2
1 Stem furnished with a collar	<i>Amanita</i> .
1 Stem destitute of a collar	<i>Amanitopsis</i> .
2 Gills narrow, obtuse on the edge.....	<i>Cantharellus</i> .
2 Gills acute on the edge	3
3 Gills somewhat waxy in texture	<i>Hygrophorus</i> .
3 Gills not waxy in texture	4
4 Cap eccentrically or laterally attached to the stem or stemless	<i>Pleurotus</i> .
4 Cap centrally attached to the stem.....	5
5 Gills free from the stem	<i>Lepiota</i> .
5 Gills attached to the stem.....	6
6 Stem furnished with a collar	<i>Armillaria</i> .
6 Stem destitute of a collar	7
7 Stem brittle.....	8
7 Stem not brittle	9
8 Gills exuding a white or colored juice where wounded	<i>Lactarius</i> .
8 Gills exuding no juice where wounded.....	<i>Russula</i> .
9 Dry plant reviving on the application of moisture...	<i>Marasmius</i> .
9 Plant putrescent, not reviving on the application of moisture	10
10 Edge of the gills notched or excavated at the stem	<i>Tricholoma</i> .
10 Edge of the gills even.....	<i>Clitocybe</i> .

Amanita Pers.

In the genus *Amanita* the very young plant is enveloped in a membrane or a tomentose wrapper which is ruptured by the growth of the plant. In some species the remains of the ruptured wrapper persist about the base of the stem, forming a kind of cup or sheath; in others, a part of the wrapper is carried up on the surface of the cap and adheres to it in small irregular patches or in the shape of numerous small warts or prominences which are easily separable from it. It sometimes happens that these superficial warts are washed off by heavy rains. The cap in most of the species is regular and broadly convex or nearly flat when mature, and in some instances it is slightly sticky or viscid when moist. The gills are free from the stem and the stem is furnished with a membranous collar. These plants are generally large and attractive in appearance. Inasmuch as our most dangerous species belong to this genus it is very important that the specific characters of the edible ones should be thoroughly understood by those who would use them for food. Mistakes here are attended with too much risk to be lightly made. Some would counsel the rejection of all species of *Amanita* because of the presence in it of some poisonous ones; but it would be as reasonable to say we will eat no parsnips because the poison hemlock belongs to the same family, or no potatoes, tomatoes or egg plant because the deadly night shade is closely related. The only thing necessary is the ability to separate the good from the bad in one case just as we do in the other.

Amanita cæsaræa Scop.

ORANGE AMANITA.

Plate 15.

Pileus glabrous, striate on the margin, red or orange, fading to yellow on the margin; lamellæ yellow; stem annulate; loosely sheathed at the base by the ruptured membranous white volva, yellow; spores elliptical, white, .0003 to .0004 in. long.

The Orange amanita is a large, attractive and beautiful species. When very young the cap and stem are contained in a white membranous envelope or wrapper not very much unlike a hen's egg in size, shape and color. As the parts within develop, the

wrapper ruptures in its upper part, the stem elongates and carries upward the cap, while the remains of the wrapper surround the base of the stem like an open sack or loose sheath. The cap is at first red or orange, but with advancing age it fades to yellow on the margin. Sometimes the whole cap becomes yellow. In dried specimens the red color often wholly disappears. The margin, even in the young plant, is marked by distinct impressed parallel radiating lines or striations. The flesh is white but more or less stained with yellow under the separable epidermis and next the line of attachment of the lamellæ or gills. Its taste is mild and pleasant. As in most of our other species of *Amanita*, the cap, when fully expanded, is nearly flat above, and when moist its surface is slightly sticky or viscid.

The gills are rounded at the extremity next the stem and are free, that is, not attached or grown fast to the stem. They are yellow, and in this respect are unlike the gills of nearly all the other edible species of mushrooms here described. Generally the color of the gills in the mature plant resembles the color of the spores of that plant, but in this species we have an exception.

The stem and the flabby membranous collar that surrounds it toward the top are yellow like the gills, though sometimes they are stained in places by darker or saffron-colored hues. The stem of the young plant contains in its center a soft cottony substance or pith, but with advancing age this disappears and the stem is hollow. This character generally holds good in all the species of *Amanita* here described. In the very young plant the outer edge of the collar is attached to the margin of the cap and thereby it covers and conceals the gills, but with the elongation of the stem and the expansion of the cap, the collar separates from the margin and remains attached to the stem only.

The expanded cap is usually three to six inches broad, the stem four to six inches long and a half inch or more in thickness. Sometimes these dimensions are exceeded.

The plant grows chiefly during rainy weather or just after heavy rains, in July, August and September. It is found in thin woods and seems to be especially fond of pine woods and a sandy soil. It is not common. It sometimes grows in rings or in the arc of a circle.

This fungus has been held in high estimation as an article of food from very ancient times. It was used by the Greeks and Romans and having graced the table of a Roman emperor it received the name "Caesar's mushroom," whence the botanical name. One ancient writer terms it "Cibus Deorum," the food of the gods. Imperial mushroom, Orange mushroom, true Orange, Yellow-egg and Kaiserling are other names applied to it.

All authors who have written concerning its esculent qualities agree in characterizing it as "delicious." Cordier says that it is an exception to the general rule that young plants are better for food than those fully grown. The inference is that the mature individuals are just as tender and sapid as the young ones. I have not tested this point. No charge or even suspicion of noxious quality seems to have been entertained against it in any case.

There is but one harmful species with which it is possible to confuse the Orange amanita. It is the Fly amanita, *Amanita muscaria*. These two resemble each other in size, shape and color of the cap, but in other respects they are quite distinct. The chief distinctive characters may be contrasted as follows:

Orange amanita. Cap *smooth*, gills *yellow*, stem *yellow*, wrapper *persistently membranous*, white.

Fly amanita. Cap *warty*, gills *white*, stem *white* or slightly *yellowish*, wrapper *soon broken into fragments or scales*, white or yellowish.

In Europe there is said to be a variety of the Orange amanita with the cap wholly white or whitish, but no such variety has yet been recorded in this country.

Amanita rubescens Fr.

REDDISH AMANITA.

Plate 16.

Pileus warty, even or but slightly striate on the margin, more or less tinged with dingy-red or brownish-red hues; lamellæ white or whitish; stem annulate, bulbous at the base, whitish, but generally with dull reddish stains, especially toward the base; spores elliptical, .0003 to .00035 in. long.

The Reddish amanita has a peculiarly sordid and uninviting appearance, owing to the dingy character of its colors. The

wrapper which covers the young plant soon breaks up into small fragments, those on the cap being carried up with it in the growth of the plant and generally remaining on it in the form of small wart-like protuberances. The part remaining behind at the base of the stem is so fragile and fleeting that nearly all traces of it soon disappear, and were it not for the warts on the cap and the free lamellæ the plant would scarcely be suspected of being an Amanita. The warts on the cap are easily removable and are sometimes washed off by rain, leaving the cap entirely smooth. The margin of the cap is generally even, but sometimes, especially in fully matured individuals, it is more or less striated. While the color is peculiarly dull and sordid it varies considerably. The cap may be whitish tinged with pink or red, brownish-red or dingy grayish-red. Sometimes it is not uniformly colored but has the margin paler than the center, or there may be darker stains in some places. The flesh is white or slightly tinged with red. Sometimes wounds of the flesh, gills or stem slowly assume a dull reddish color, but this is not a constant character.

The stem has a membranous collar near the top and a bulb at its base. In some cases this bulb is quite abrupt, in others it is pointed below and gradually narrowed into the stem above. The surface of the stem may be smooth in some plants, but generally it is more or less adorned below the collar with minute scales or mealy or branny particles. It is commonly of a whitish or dingy-white color, more or less stained with dull-red, especially toward and at the base. The center of the stem is of a looser, softer texture than the rest, and in mature plants it sometimes becomes hollow.

Cap three to five inches broad, stem three to six inches long, and generally about half an inch thick.

It grows either in woods or in open places, and may be found from July to September.

The Reddish amanita, as found in New York, is generally of a paler color than that indicated by most of the published figures of the species. Frequently the cap is almost white, with but a slight reddish or brownish-red tint. The strong distinguishing character of the species is the almost entire absence of any remains of the wrapper at the base of the stem. By this and by

the presence of the dull-red hues and stains it may be distinguished from any of our poisonous species.

Some writers have referred to this species as of doubtful quality, suspected character or as poisonous, but later authors agree in classing it with the edible species. According to Cordier it is largely used in the eastern part of France, and is one of the most delicate mushrooms. Gillet agrees with him in this opinion. Cooke says it is pleasant both in taste and smell, and is a very common, safe and useful species. Stevenson records it as delicious and perfectly wholesome.

Amanitopsis Roze.

The principal feature wherein the genus *Amanitopsis* differs from *Amanita* is in the absence of a collar from the stem. Its species were formerly included in *Amanita*. We have one edible species.

Amanitopsis vaginata Roze.

SHEATHED AMANITOPSIS.

Plate 17.

Pileus rather thin, fragile, glabrous or adorned when young with one or more adhering fragments of the volva, deeply and distinctly striated on the margin; lamellæ free, white or whitish; stem destitute of an annulus, sheathed at the base by the torn remains of the rather long, thin, flabby volva; spores globose, white, .0003 to .0004 in. broad.

The Sheathed amanitopsis is distinguished from any species of *Amanita* by the absence of a collar from the stem.

In this plant the cap is quite smooth except in rare instances in which one or two fragments of the ruptured wrapper adhere to it for a time. The striations on the margin are deep and distinct, as in the Orange amanita. The cap is quite regular, but it is fragile and easily broken. In some instances a slight blunt protuberance or umbo develops at its center. It varies considerably in color, and several varieties depending on this variation have been described.

The flesh is white, but in the darker-colored forms it is grayish under the separable epidermis.

The gills are white or whitish and are gradually more narrow toward the stem. The stem is often smooth but generally it is sprinkled with minute mealy or branny particles or floccose scales, especially in young and vigorous specimens and in the dark-colored forms. It is either hollow or stuffed with a cottony pith. It is not bulbous, but it is sheathed at the base with a soft, flabby, torn membrane, the remains of the wrapper. This adheres so slightly to the stem that if the plant is carelessly pulled the sheath is left in the ground.

The cap is two to four inches broad; the stem, three to five inches long and one-fourth to one-half an inch thick.

The plant grows singly or scattered in woods or in open places. It is common in the deep damp vegetable mold of dense evergreen woods in mountainous regions, but is not limited to such localities. It is found in almost all parts of the State and on a great variety of soil. It sometimes grows on much decayed wood. It occurs from June to October.

In the white variety, Variety *alba*, the whole plant is white. This is *A. nivalis* (Grev.) and *A. fungites* (Batsch.).

In Variety *fulva*, *A. fulva* (Schæff) figures 1 to 4, the tawny variety, the cap is tawny-yellow or pale ochraceous.

In the livid variety, Variety *livida*, the cap has a livid or leaden-brown color and the gills and stem are more or less tinged with a smoky-brown hue. This is *A. livida* and *A. spadicea* (Pers.). See figures 5 to 9.

Some of the older authors placed the sheathed mushroom among the doubtful or suspected species, but more recent writers generally admit that it is edible. My own experience indicates that it is scarcely first class, though some pronounce it "delicate," "delicious," etc.

Lepiota Fr.

The species of *Lepiota* have the gills typically free from the stem, as in *Ananita* and *Amanitopsis*, but they differ in having no superficial or removable warts on the cap, and no sheathing or scaly remains of a wrapper at the base of the stem. In some species the epidermis of the cap breaks into scales which persistently adhere to the cap, and this feature, indeed, suggests the name of the genus, which is derived from the Latin word *lepis*, a scale.

Our State is favored with at least two very good edible species, both of which are easily recognized, if the generic characters are kept in mind.

Cap scaly, umbonate..... L. procera.
 Cap smooth, not umbonate..... L. naucinoïdes.

Lepiota procera Scop.

PARASOL MUSHROOM. TALL LEPIOTA.

Plate 18.

Pileus thin, umbonate, adorned with brown spot-like scales; lamellæ white or yellowish-white, free, remote from the stem; stem very long, annulate, hollow, bulbous; spores large, elliptical, .0005 to .0007 inch long.

The Parasol mushroom is a very neat, graceful and attractive species. When young the cap is brownish or reddish-brown and somewhat resembles an egg in shape. Its reddish-brown epidermis soon breaks up into numerous fragments, and as the cap expands these become more and more separated from each other, except on and near the central boss or umbo. As the cap is paler beneath the epidermis it appears, when expanded, to be variegated by brown spots or scales. The paler surface has a somewhat silky or fibrillose appearance, minute fibrils radiating from the center toward the circumference. The cap sometimes becomes fully expanded, but usually it maintains a convex form like an opened umbrella or parasol. This form, together with the prominent umbo and the long slender stem, is very suggestive of the common name of this fungus. The flesh is soft, dry, slightly tough and white. It has no unpleasant odor or flavor.

The gills are whitish or slightly tinged with yellow. They are closely placed side by side, narrower toward the stem than toward the margin, and their inner extremity is so far from the stem that a conspicuous clear space is left about it.

The stem is very long in proportion to its thickness and is, therefore, suggestive of the specific name *procera*. It has a rather thick, firm collar, which in the mature plant generally becomes loosened and movable on it like a ring. At the base it swells out and forms a bulb. Generally the part below the collar is variegated by numerous small brownish dots or scales, but these are by no means a constant character. The stem is hollow or it sometimes contains a soft cottony or webby pith.

Cap three to five inches broad, stem five to ten inches long, one-fourth to one-half an inch thick.

This plant grows in thin woods, in fields and pastures and by roadsides. It usually grows singly or scattered, but sometimes in clusters. It may be found from July to September, but, unfortunately, it is not very common with us.

The Parasol mushroom has been highly commended and is evidently a first class edible species. "One of the most delicate species, although the flesh is slightly tough," "almost the greatest, if not the greatest, favorite with fungus eaters," "very delicate, of easy digestion and in great demand," are some of the recorded utterances in its favor.

There is no poisonous species with which it can be confused or for which it can be mistaken. The very tall slender stem with its bulbous base, the peculiarly spotted cap with its very prominent darker colored umbo, and the broad space or basin about the insertion of the stem and between it and the inner extremity of the gills, easily distinguish this mushroom.

There is a form in which the umbo and spot-like scales are paler than usual, and the whole plant, except these, is white. I regard it as a mere variety of the species. A form without an umbo and with a somewhat shaggy appearance to the cap has been found in the western part of the State. It closely resembles the Ragged lepiota, *Lepiota rhacodes*, a species which is also edible. Our plant, however, differs from the description of *L. rhacodes* in having larger spores; these being scarcely smaller than those of the Parasol mushroom. It is the opinion of some botanists that *L. proceri* and *L. rhacodes* are forms of one species, so closely are they related, and in Masseur's Fungus Flora the latter is considered a mere variety of the former.

Lepiota naucinoides Pk.

SMOOTH LEPIOTA.

Plate 19.

Pileus soft, smooth, white or smoky-white; lamellae free, white, slowly changing with age to a dirty pinkish-brown or smoky-brown color; stem annulate, slightly thickened at the base, colored like the pileus; spores subelliptical, uninucleate, white, .0003 to .0004 in. long.

The Smooth *lepiota* is generally very regular and symmetrical in shape and of a pure white color. Rarely the central part of the cap is slightly tinged with yellow or with a smoky-white hue, which is occasionally dark enough to be called smoky-brown. Its surface is nearly always very smooth and even. In rare instances a slight mealiness or granular roughness develops on the central part of the cap. A very unusual form sometimes occurs in which the surface of the cap is broken into rather large thick scales which give it a singular appearance. To this form the name Variety *squamosa* has been applied.

The gills are a little narrower toward the stem than they are in the middle. At the inner extremity they are rounded and not attached to the stem. They are white or slightly tinged with yellow until maturity or old age when they acquire a slight pinkish-brown or even a smoky-brownish color. In dried specimens this last color prevails.

The stem has about the same color as the cap. It has a white collar of which the external edge is generally thicker than the inner. It sometimes breaks loose from its attachment to the stem and becomes a movable ring upon it as in the Parasol mushroom. Occasionally in old specimens it becomes torn and disappears entirely. Nearly always the stem gradually enlarges toward the base and forms a more or less distinct bulb. It is hollow, but as in most of the preceding species, the cavity often contains webby or cottony filaments, especially in the immature plants.

Cap two to four inches broad, stem two to three inches long, one-fourth to one-half an inch thick.

The Smooth *lepiota* grows in grassy places in lawns and pastures or by roadsides. Rarely it is found in cultivated fields, and even in thin woods. It may be found from August to November.

In my estimation this species is scarcely, if at all, inferior in its edible qualities to the Common mushroom. Its flesh is thick and white and usually tender and savory. It is very free from the attacks of insects and growing, as it often does, in places where the grass is short and dense, it has a neat, clean and attractive appearance. Its gills retain their white color a long time, and in this respect it has an advantage over the Common mushroom,

in which they soon pass from the delicate pink of youth to the repulsive blackish hue of age. One of my correspondents in speaking of this species says "it grows abundantly here and is one of our finest edible mushrooms. I have taught our people to eat it and it is now highly prized in this region."

It being similar to the Common mushroom in size and color it is sometimes confused with that species. But a glance at the color of the gills is sufficient to separate the two. The color of the spores and the character of the stem and collar are also distinguishing differences. It still more closely resembles the Chalky mushroom, *Agaricus cretaceus*, but the darker color of the gills and the brown color of the spores of that species will also abundantly distinguish it. Our plant is apparently the American representative of the European *Lepiota naucina*, to which it was formerly referred, and from which it scarcely differs except in the shape of its spores and in its smoother cap. The spores are described by Fries as globose in the European plant. All the species here mentioned are edible, so that discrimination between them would not be necessary for safety in using any of them for food. It is, however, more satisfactory always to recognize without any doubt the species used for food. Our figures and descriptions will enable any one to do so. The Smooth *lepiota* was first recorded as edible in the Twenty-seventh Report, where it stands under the name *Agaricus naucinus*.

Armillaria Fr.

The species of *Armillaria* differ from all the foregoing white spored species in having the gills attached to the stem by their inner extremity. Like them their spores are white and the stem has a collar, but there is no wrapper at the base of the stem as in *Amanita* and *Amanitopsis*. By the collar the genus differs from the other genera which follow.

Armillaria mellea Vahl.

HONEY-COLORED ARMILLARIA.

PLATE 20.

Pileus adorned with minute tufts of brown or blackish hairs, sometimes glabrous, even or when old slightly striate on the margin; lamellæ adnate or slightly decurrent, white or whitish,

becoming sordid with age and sometimes variegated with reddish-brown spots; stem annulate, at length brownish toward the base; spores elliptical, white, .0003 to .0004 in. long.

The Honey-colored *armillaria* is very plentiful and extremely variable. The cap is generally adorned with numerous minute tufts or scales of brown or blackish hairs, which are often more dense on the disk or center than toward the margin. In young plants they are often so crowded on the disk as to cover it and give it a darker hue than the margin has, and they sometimes are so fine and matted that they have a kind of woolly or tomentose appearance. In some forms of the species they are entirely wanting, or they disappear with age. The cap is sometimes charged with moisture, and as this evaporates the color becomes slightly paler. Its color varies from almost white to a dark reddish-brown, which is shown in figure 4. The most common hue is a brownish-yellow shown in the lower figures of the plate. The margin of the cap in mature plants is commonly striated, but forms are not rare in which no striations appear. The center of the cap is sometimes prominent, as in figure 3. The flesh is white or whitish and its taste is somewhat unpleasant or acrid.

The gills are at first white or whitish, but with age they become less clear in color and are often more or less stained or spotted with reddish-brown. The inner extremity of those that reach the stem is attached to it and usually runs down slightly upon it. Sometimes there is a slight notch on the lower edge of the gills near the stem.

The stem is adorned with a collar which may be membranous or of a thick cottony texture, or so thin and webby that it entirely disappears in the older plants. Externally the stem is rather firm and fibrous, but centrally it is soft and spongy or even hollow. It varies considerably in color, but usually it assumes a reddish-brown or livid-brown hue, especially toward the base, remaining paler above. Sometimes a yellowish-green tomentum is noticeable at the base of the stem, and occasionally on the collar. The stem may be of uniform thickness or slightly thickened at the base or even narrowed almost to a point here. In one variety it has a distinctly bulbous base, in another a tapering base like a tap root which penetrates the earth deeply.

Cap one to six inches broad, stem one to six inches long, one-fourth to three-fourths of an inch thick.

The Honey-colored *armillaria* is very common and grows either in woods or in cleared land, on the ground or on decaying wood. A favorite habitat is about stumps and prostrate trunks in recently cleared places or in bushy pastures. Its mode of growth is either solitary, gregarious or in dense tufts or clusters. Tufts a foot in diameter and composed of twenty or more plants are not uncommon. The plants are especially abundant in hilly and mountainous districts in autumn. They rarely appear plentifully before the first of September, though occasional specimens have been seen as early as June.

Monstrous forms sometimes occur, and there is an abortive form which consists of a whitish irregular rounded mass of cellular matter without any distinction of stem cap or gills. This usually grows in company with the ordinary form, and is an inch or two in diameter. The mycelium of this fungus is thought to be destructive to the wood in which it grows. Probably most of the plants which appear to grow on the ground really take their rise from mycelium which permeates some fragment of wood or some root buried in the ground. It attacks both the hard woods and soft woods.

Authors disagree concerning its edible qualities. Some of the older authors considered it poisonous, but modern writers generally agree that it is harmless and edible, but of inferior quality. Cordier says it is edible and loses its acidity in cooking, but the stems are tough and not used.

Richon and Rozé affirm that its taste is astringent and that its acidity does not entirely disappear in cooking, but that it is edible though of indifferent quality.

According to Vittadini, it is preserved in vinegar, salt and oil for use in winter, and its acidity is lost in cooking. Gillet also says that in reality it is harmless, though it has an acrid, disagreeable taste, which disappears in cooking. "Esculent but not commendable," is the verdict of Berkeley; "edible but tough," says Stevenson, while Cooke tells us that it is very common and much used on the Continent, but is not recommended.

My own experience in eating it at various times, both fried and stewed, has always been without any harm. Cooking has

appeared to me to dispel the unpleasant taste of the raw plant, but sometimes when the dish was prepared by stewing in milk and water, a slight, unpleasant burning sensation was felt in the throat a short time after eating. I consider it a perfectly safe and edible species, but not of first quality. Only the caps of young and fresh specimens should be used.

It is not improbable that such a variable plant as this may vary somewhat in flavor. We do not expect all varieties of apples to have exactly the same flavor, though the species may be one. The degree of toughness, too, may vary according to the age and the rapidity of the growth of the plants. Individual tastes may also differ, so that what would please one might be distasteful to another. Such facts may account, in part, at least, for the varying opinions concerning the edible qualities of this very common mushroom. The essential thing to know is, that the species is not dangerous. Then those who like it may eat it.

The following varieties of this species may be noted :

Variety *obscura* has the cap covered with numerous small blackish scales.

Variety *flava* has the cap yellow or reddish-yellow, but in other respects it is like the type.

Variety *glabra* has the cap smooth ; otherwise like the type.

Variety *radicata* has a tapering, root-like prolongation of the stem, which penetrates the earth deeply.

Variety *bulbosa* has a distinctly bulbous base to the stem.

Variety *evannulata* has the cap smooth and even on the margin, and the stem tapering at the base. The annulus is very slight and evanescent or wholly wanting. The cap is usually about an inch broad, or a little more, and the plants grow in clusters, which sometimes contain forty or fifty individuals. It is more common farther south than it is in our State, and is reported to be the most common form in Maryland.

Notwithstanding the variability of the species, it is easily recognized when its characters are once known. I do not know of any dangerous species which could easily be mistaken for it.

The abortive form which often grows with it, is not distinguishable from the abortive form of *Clitopilus abortivus*. It has a farinaceous taste which is lost in cooking. It is not inferior to the normal form in flavor, and may be eaten with safety.

Tricholoma Fr.

The species of *Tricholoma*, and all the white-spored, gill-bearing fungi to be hereafter described in these pages, differ from all the preceding species in having no collar on the stem. In this genus the gills are attached to the stem, and are excavated or notched on the edge at or near the stem. It often happens that this notch is so near the extremity of the gill that the part attached to the stem is more narrow than the gill just beyond the excavation and causes the gill to appear as if rounded at the inner extremity. This is an important character, though not a very conspicuous one. The stem is fleshy and generally short and stout. Three species have been tried and approved, and are here described. Others reported as edible belong to our flora and await further trial.

- Cap viscid when moist *T. transmutans*.
 Cap not viscid, reddish-brown. *T. rubricatum*.
 Cap not viscid, reddish-violaceous *T. personatum*.

Tricholoma transmutans Peck.

CHANGING TRICHOLOMA.

Plate 21. Figs. 1 to 5.

Pileus viscid when moist, tawny-red, becoming reddish-brown with age; lamellæ whitish or pale-yellowish, becoming dingy or reddish-spotted when old; stem whitish, generally becoming reddish-brown toward the base, stuffed or hollow, spores white, subglobose, .0002 in. broad.

The Changing tricholoma has the cap moist and sticky when young and fresh, or during wet cloudy weather. Its color at first is tawny or tawny-red, but with advancing age it generally becomes darker, assuming a cinnamon-red or reddish-brown hue, but sometimes retaining a paler hue on the margin than in the center. The flesh is white and emits a mealy or farinaceous odor, especially when cut. The taste also is farinaceous.

The gills are placed closely side by side and are notched at the inner extremity where they are attached to the stem. At first they are whitish or slightly tinged with yellow, but when old they are much darker and more or less spotted with reddish-brown.

The stem is about as long as the diameter of the cap. It is generally paler than the cap, being whitish when young, but assuming darker hues with age, especially toward the base. It is often stuffed with a softer substance or pith when young, but it soon becomes hollow.

Cap two to four inches broad, stem two to four inches long, about half an inch thick.

It grows in thin woods or open places in wet weather. It may be found from August to October. It is often found growing in tufts or clusters, but it is usually gregarious. It seems to prefer a sandy or light gravelly soil. It sometimes grows in company with the next species in groves of young spruce and tamarack trees. Its edible qualities are very similar to those of the next species, from which it is easily known when moist, by reason of the viscosity of its cap. It was first recorded as edible in the Forty-second Report.

Tricholoma imbricatum Fr.

IMBRICATED TRICHOLOMA.

Plate 21. Figs, 6 to 11.

Pileus dry, innately squamulose, fibrillose toward the margin, brown or reddish-brown; lamellæ white, or yellowish white, becoming reddish or spotted with reddish-brown; stem solid, white and pulverulent at the top, colored like but generally paler than the pileus toward the base; spores elliptical, white, .00025 in. long.

The Imbricated tricholoma does not differ very greatly from the Changing tricholoma in size and color, but it can easily be distinguished from that species by the dry, not viscid, upper surface of its cap and by its solid stem. The cap is generally a little darker colored and its surface often presents a somewhat scaly appearance as if the epidermis had been torn into minute, irregular, scale like fragments. The color is a cinnamon brown or dark reddish-brown. The flesh is firm, white or whitish, and has a pleasant farinaceous odor and taste when fresh.

The gills have very nearly the same color and character as those of the Changing tricholoma.

The stem also is similar to the stem of that species, but it has no central cavity. Sometimes when old it becomes hollow by the mining of insects.

Cap two to four inches broad, stem two to three inches long, one-third to two-thirds of an inch thick.

This species grows under or near coniferous trees, such as pine, spruce, hemlock and balsam-fir. It appears in September and October. Like the preceding species it sometimes grows in clusters. It is often associated with *Tricholoma vaccinum*, a species very similar to it in size and general appearance, but which differs in three particulars. The margin in the young plant is covered with a soft downy or cottony coat, the stem is hollow and the taste is bitter or unpleasant. Nevertheless some writers class it among the edible species. Gillet says it is edible, but not of a very delicate flavor. So much do the two species resemble each other that so good a mycologist as Persoon seems to have confused them under the common name *Agaricus rufus*. A mistake of this kind by any one using the Imbricited tricholoma for food would not be serious, since this closely related plant has no dangerous properties.

Tricholoma personatum Fr.

MASKED TRICHOLOMA.

Plate 22.

Pileus moist, glabrous, variable in color; lamellæ crowded, rounded behind, free or nearly so, separable from the pileus, violaceous becoming sordid-whitish or fuscous; stem short, solid, fibrillose, whitish, commonly tinged with lilac or pale violet; spores elliptical, sordid-white, .0003 to .00035 inch long.

The Masked tricholoma is worthy of a place among the excellent species of the first class. When young the cap is very convex and firm, but when mature it is nearly flat and the flesh is more soft. It is very smooth and usually quite regular in shape when young, but in older plants the margin sometimes becomes irregular or wavy. In young plants the margin is rolled inwards and often whitened with downy or mealy particles or frosted with a slight bloom, but in old ones it is naked, and in wet weather it may even be curved upwards. The cap is apt to become water-soaked in wet weather, in which condition it has an uninviting appearance. It varies much in color, but generally it has a pale lilac hue, which is apt to change with age to a russety shade in the center. Occasionally the color of the cap is

almost white or pale grayish. The flesh when dry is nearly white and has a pleasant taste.

The gills are closely placed and rounded at the end next the stem, to which they are but slightly attached, or from which they may be entirely free in some cases. They are generally more brightly colored in the young plant than in the mature one.

The stem is generally rather short and stout, its length being less than the diameter of the cap. It is solid, and externally adorned with fibrils and downy particles when young and fresh, but it soon becomes smooth. In color it is like the cap or paler than it. It is sometimes a little thicker at the base than at the top, and in one variety, which I have called var. *bulbosum*, and which is represented by figures 7 and 8, it is very distinctly bulbous.

Cap two to five inches broad, stem one to three inches long, one-half to one inch thick.

It grows in thin woods and in grassy open places. It does not often appear before September, but it may be found till freezing weather stops its growth. It generally grows singly or in groups, but occasionally it is found in clusters of several individuals.

Nearly all writers speak well of its edible qualities. Dr. Badham says that its taste is pleasant, and when not water-soaked it is a fine, firm fungus with a flavor like veal. Letellier states that it can be eaten with pleasure and without the least risk. Others pronounce it edible, very good, highly esteemed, very savory. My own experience leads me to place it among the first-class mushrooms.

In England this species is sometimes called *Blewits* and in France, *Blue stem*, although the color in our plant is more violet or lilac than blue. In Europe it is said to have been sometimes confused with *Tricholoma nudum*, a very closely related species, and also with *Cortinarius violaceus*, the Violet cortinarius, but such mistakes could result in no harm to the eater, for both these are edible and perfectly safe. So far as known, we have no hurtful species with which the Masked tricholoma would be likely to be confused. Its gills are somewhat separable from the hymenophore or flesh of the cap in the same manner as the gills of a *Paxillus* are, and for this reason the species has sometimes

been referred to that genus, but mycologists generally place it in the genus *Tricholoma*. The spores, when dropped on white paper, have not the clear white color shown by those of most species of *Tricholoma*. The color is dingy-white or sordid-white.

Clitocybe Fr.

The genus *Clitocybe* differs from *Tricholoma* in the character of the gills. They are attached to the stem by their inner extremity as in that genus, but they are not notched or excavated on the edge near the stem, and they are generally decurrent. Several of our species have been recorded as edible, but trial has been made by us of only a few of them. Those here described are tabulated below.

Cap thick-fleshed, with no reddish hues.....	1	
Cap thin-fleshed, more or less reddish.....	2	
1 Cap grayish, gills close together.....		<i>C. nebularis.</i>
1 Cap brown or blackish-brown, gills wide apart.		<i>C. media.</i>
2 Cap funnel shaped when mature.....		<i>C. infundibuliformis.</i>
2 Cap convex or nearly plane when mature...		<i>C. laccata.</i>

Clitocybe nebularis Batsch.

CLOUDED CLITOCYBE.

Plate 23. Figs. 8 to 13.

Pileus fleshy, firm, at first convex, becoming nearly flat; lamellæ crowded, adnate or slightly decurrent, white or slightly tinged with yellow; stem firm, fibrillose, generally thickened at the base; spores elliptical, white, .0002 in. long.

The Clouded clitocybe is a rather large and firm mushroom with the cap at first convex, but when mature it becomes nearly flat or a little depressed. It is smooth and of a grayish or clouded-gray color, often becoming paler with age and sometimes evidently with a slight yellowish tint. The center of the cap is sometimes darker than the margin. In the American plant the color is generally paler than that of the European plant, as indicated by the published figures. The color of the flesh is white.

The gills are quite closely placed, and in the young plant are attached to the stem by the whole width of the inner extremity, but as the cap expands they appear to run down upon the stem and terminate in a narrow point. They are white or slightly tinged with yellow.

The stem is usually rather short and stout. It is thickest at the base and gradually tapers upward. It is firm and more or less adorned with longitudinal fibrils. It is generally paler than the cap. Its center is somewhat softer in texture than the exterior parts.

Cap two to five inches broad, stem one and a half to three inches long, one-half to one inch thick.

The usual habitat is among fallen leaves in woods where it appears in September and October. I have never seen it in fields. It is a rare species with us. It sometimes grows in clusters.

Some of the French mycologists do not admit this among the edible species, but English writers speak highly of it. Cordier says it is bad; Richon and Rozé say that its flavor is scarcely agreeable, and that it should be placed among the suspected species. Quelet asserts that he has eaten it often and found it good, but that sometimes it is indigestible and nauseous. Roques classes it as edible. Bulliard says "it is very agreeable to the taste." According to Badham it requires very little cooking and the flesh is perhaps lighter of digestion than that of any other. Stevenson quotes it as edible and very good, with a somewhat pungent taste and an odor of curd cheese. Cooke regards it as one of his favorite mushrooms, to which he gives special attention, and he thinks that no person, having a practical knowledge of its qualities, would place it among the suspected species.

Clitocybe media Peck.

INTERMEDIATE CLITOCYBE.

Plate 23. Figs. 1 to 7.

Pileus at first convex, becoming flat or slightly depressed, dry, dark grayish-brown or smoky-brown, the margin often wavy or irregular, the flesh white, taste mild; lamellæ broad, subdistant, adnate or decurrent, whitish, the interspaces somewhat venose; stem not at all or but slightly thickened at the base, colored like or a little paler than the pileus; spores elliptical, white, .0003 in. long.

The Intermediate clitocybe is very similar to the Clouded clitocybe in size and shape. Indeed, it might easily be mistaken for a dark colored variety of that species, but when examined closely it will be seen that the gills are not so close together as in that

species, the spaces between them being noticeably wider, and often marked with little ridges or cross veins. The stem is also more cylindrical, scarcely tapering at all from the base upwards. In this respect it differs also from the Club foot clitocybe, *Clitocybe clavipes*, a species scarcely differing from the Intermediate clitocybe in color, although it has a more soft and spongy flesh and its cap is more narrow and more gradually tapering downward into the stem. It therefore appears somewhat like an inverted cone, while the stem may be compared to a long and narrow cone whose apex is united with the apex of the inverted one formed by the cap.

The Intermediate clitocybe is very scarce and has been found in cool deep woods only, growing among mosses that thickly carpeted the ground. It occurs in September. Its flesh is well flavored and it is a mushroom well worthy a place among the most desirable species. It is a matter of regret that it is not more abundant. It was first published as edible in the Forty-second Report of the State Museum, its edible qualities having been tested by the writer.

Clitocybe infundibuliformis Schaff.

FUNNEL-FORM CLITOCYBE.

Plate 24. Figs. 1 to 6.

Pileus at first convex and umbonate, becoming infundibuliform, dry, flaccid, reddish or pale tan color, fading with age; lamella decurrent, white; stem generally tapering upward from the base, colored like or paler than the pileus; spores somewhat elliptical, white, .0002 to .00025 in. long.

The Funnel-form clitocybe is a neat and rather pretty species, easily recognized by the funnel-like shape of the mature cap and its pale red color. When young the cap is slightly convex and often adorned with a very small prominence or umbo in the center. If observed closely it will be seen to be coated with a slight down or silkiness, especially on the margin. But as the cap expands it becomes depressed in the center, and in wet weather it resembles somewhat a large wine-glass in shape. The color is apt to fade and sometimes the margin of the cap becomes irregular or wavy. Occasionally specimens occur in which the cap is almost white. The flesh is thin and white.

The gills also are thin and white or whitish and rather closely placed. They run down on the stem in the mature plant, ending in a narrow point.

The stem is quite smooth and generally tapers upward from the base. It is sometimes white, but more often is colored like the cap. Usually a soft white down or felt is noticeable at its base. This is its mycelium which spreads in the soil or among the fallen leaves in which it grows.

The cap is two to three inches across, the stem is two to three inches long and one-fourth to nearly one-half an inch thick in the largest specimens.

It is not uncommon in woods in summer and autumn. Like many other species it is more abundant in wet weather. It delights especially to grow among fallen leaves in mixed woods, and though generally single or scattered in its mode of growth it sometimes forms clusters, in which case the cap is apt to be more or less irregular.

Although small in size and thin in flesh it affords a very delicate and delicious food.

When once known it is easily recognized, and I do not know of any hurtful mushroom in our flora with which it is likely to be confused.

Clitocybe laccata Scop.

LACCATE CLITOCYBE. WAXY CLITOCYBE.

Plate 25.

Pileus thin, convex or nearly plane, sometimes umbilicate, hygrophanous, glabrous or minutely scurfy squamulose; lamellæ broad, distant, adnate or slightly decurrent, more or less tinged with flesh color; stem slender, equal, fibrous, stuffed, colored like the pileus; spores globose, rough, .0003 to .0004 inch broad.

The Laccate clitocybe is a small but very common species which has a very wide range and is sometimes very abundant. It is also very variable, but easily recognizable when its peculiar characters are understood. It is thin in flesh, not highly flavored and apt to be tough, but because it has been classed among the edible species of Europe and because of its abundance and availability it is here admitted.

The cap is convex or nearly plane, even or umbilicate, smooth or with a slight scurfy roughness. When moist it has a watery

appearance, and as this moisture dries the color changes more or less. In the moist state the color is some shade of pale red, buff red or flesh red, but when dry it fades to a grayish or pale ochraceous hue.

The gills are broad, rather wide apart and attached to the stem by their entire width. Sometimes they are slightly decurrent and occasionally emarginate, contrary to the generic character. They have a peculiar pale fleshy red hue which is more persistent than the color of the cap, and which is one of the best characters for the recognition of the species. When mature, they are apt to be dusted by the white spores.

The stem is rather long and slender, having a fibrous appearance and being either straight or flexuous. It is stuffed or almost hollow, rather tough and colored like the cap.

The cap varies from half an inch to two inches in horizontal diameter, and the stem from one to three inches in length and one to three lines in thickness.

There are several well marked varieties that have received names. One of the prettiest is the Amethyst variety, Variety *amethystina*, Figs. 23 to 27, in which the moist cap is much darker colored than in the ordinary form, and when dry it is of a grayish hue, but the gills have a beautiful deep violaceous color which is quite persistent. The spores are rather large and the lamellæ more decurrent than usual. It may be a good species.

In Variety *pallidifolia*, the pale gilled variety, the gills are much paler than usual, being but slightly tinged with the ordinary flesh color.

In Variety *striatula*, the striatulate variety, the plants are small, the cap is smooth, and so thin that shadowy lines or striations are seen on it radiating from near the center to the margin. This variety usually grows in very damp or wet places. Its spores are rather large, which may indicate a good species.

The Laccate mushroom may be found from the beginning to the end of the season, if the weather is not too dry. It is not particular as to its place of growth, but occurs in woods, groves, swamps or open fields, growing on naked ground or among grass, mosses or fallen leaves. It is especially fond of pine woods or groves where the soil is kept shaded and moist.

Because of its departure from the generic character in its peculiar gills and spores it has been placed by some writers in a distinct

genus under the name *Laccaria laccata*. It is closely related to *Clitocybe ochropurpurea* B. & C., a much larger species with a paler cap and brighter gills, and a short thick stem and often an irregular deformed development. This also should be associated with it generically under the name *Laccaria ochropurpurea*, if that genus is sustained.

Pleurotus Fr.

The genus *Pleurotus* scarcely differs from *Tricholoma* and *Clitocybe* except in the relative position of the stem and the cap. In these genera the cap is supported by a stem which is attached to it centrally. In *Pleurotus* the stem is attached to the cap at some point to one side of the center. Sometimes this point is on the very margin of the cap, and in a few species the stem is scarcely developed at all. Some of the species have the gills rounded or notched at the inner extremity as in the genus *Tricholoma*, and some have them decurrent on the stem as in *Clitocybe*. A distinctive character which is worthy of notice in this genus is found in the habitat. All the species, with which we have to do, grow on dead wood, while those of the two preceding genera, so far as here given, grow on the ground. Generally their flesh is more tough than in terrestrial species. Sometimes they grow from dead spots or dead branches of living trees, and are often out of reach, being far up from the ground.

- Stem present, distinct I
- Stem wanting or indistinct P. ostreatus.
- 1 Spores white P. ulmarius.
- 1 Spores faintly lilac-tinted P. sapidus.

Pleurotus ulmarius Bull.

ELM PLEUROTUS.

Plate 28. Figs. 1 to 4.

Pileus convex or nearly flat, firm, glabrous, white or centrally tinted with reddish-yellow or brownish-yellow, flesh white; lamellæ rather broad, rounded or notched at the inner extremity, adnexed, white or creamy white; stem firm, eccentric, generally curved, white or whitish; spores globose, white, .0002 to .00025 in. broad.

The Elm pleurotus, or elm tree mushroom, is a conspicuous object, growing, as it generally does, from dead places in or on

the stumps of cut branches of standing elms. By its large size and white color it easily attracts attention. Its cap is broadly convex or nearly flat, quite smooth and usually white or whitish. Sometimes it is centrally tinged with a rusty or dull yellowish hue, and occasionally adorned with roundish spots as shown in figure 2. I have never seen the American plant as highly colored as some of the figures of the European plant. Sometimes the epidermis will be found cracked in small areas giving to the cap a scaly or tessellated appearance, and occasionally it cracks longitudinally. The flesh is firm and white.

The gills are quite broad and not very closely placed side by side. They are notched at the inner extremity as in species of *Tricholoma*. They are white, or when old, tinged with yellow.

The stem is firm and solid and united to the cap a little to one side of the center. It is generally more or less curved. This is especially the case when it grows from the side of the trunk of the tree. It is commonly smooth, but sometimes a little downy or hairy at the base. In color it is white or whitish.

Cap three to five inches broad, stem two to four inches long, one-half to three-fourths of an inch thick.

It appears from September to November. It is not uncommon to see this mushroom late in autumn growing on the elms that have been planted as shade trees along the streets of our cities and in our public parks. It grows especially on those that have been severely trimmed or had their tops cut away. Its time of appearance is so late in the season that it is not often infested by insects. It therefore persists a long time and will keep two or three days without harm. Its flesh is not as tender as that of many of the mushrooms that grow on the ground, but it has an agreeable flavor and is quite harmless. Most tree-inhabiting mushrooms grow more slowly and are, therefore, more tough and more slow to decay than those growing on the ground. They are also less easily collected since they often grow high up on standing trees. In consequence of their persistent character they are easily dried and preserved for winter use.

The Elm pleurotus sometimes grows on other than elm trees, as the maple and poplar. Occasionally when growing from the cut surface of an upright stump, or from the upper side of a branch, its stem is straight and attached centrally to the cap. Such a form has received the name Variety *verticalis*. A form

is said to grow in Europe in which the whole stem is downy or hairy, but I have not found it in our State. According to Vittadini the Elm pleurotus is a fungus of first quality and very desirable. Letellier commends it as an article of food because of its large size, and Dr. Cooke mentions one specimen which was so large that it made a good meal for three or four persons. Quelet says that it is sapid, but should be eaten while young. When dried specimens are soaked several hours in water they resume their original size and are nearly as good as if fresh.

Pleurotus sapidus Kschb.

SAPID PLEUROTUS.

Plate 27.

Pileus convex or depressed, glabrous, often irregular, variable in color, flesh white; lamellæ subdistant, decurrent, whitish; stems commonly tufted, growing from a common base, eccentric or lateral, glabrous, white or whitish; spores oblong, pale lilac, .00035 to .00045 in. long.

The Sapid pleurotus generally grows in tufts or crowded clusters, whose stems are more or less united at the base, and whose caps crowd and overlap each other. The caps are smooth and firm and in wet weather are somewhat moist. They are convex on the upper surface or centrally depressed, and owing to their crowded mode of growth are often very irregular in shape. They vary greatly in color, being white, yellowish, ashy gray, dull lilac or even brownish. The flesh, however, is white.

The gills are rather broad and somewhat wide apart. They run down on the stem and there often branch and connect with each other. They are whitish or yellowish and sometimes present a ragged or torn appearance.

The stems are generally short and two or more usually grow from a common base. They are commonly white and smooth, solid and firm, and attached to the cap laterally or a little to one side of the center, though specimens occasionally occur in which the stem is quite central.

The peculiar character which distinguishes this species, and about the only one that is available for separating it in all cases from the next, is the lilac tint of the spores. When these are thrown down on black or brown paper they have a sordid, whitish appearance, but if caught on white paper the color of the mass

is a very pale dull lilac as represented by figure 9. It has seemed to me that they are whitish, even on white paper, when first thrown down, but after a short exposure or after a greater accumulation the lilac tint appears. Notwithstanding this peculiarity in the color of its spores the species is classed among the white-spored mushrooms, and it is perhaps a question whether it is, after all, anything more than a variety of the next species.

Cap two to five inches broad, stem one to two inches long, one-fourth to two-thirds of an inch thick.

The Sapid pleurotus grows in woods and open places from June to November. It is quite common and more abundant in wet weather. It inhabits decaying wood and may be found about old stumps, prostrate trunks of trees or even on dead or dying trees while yet standing. Sometimes it appears to grow from the ground, but a careful investigation would show that it starts from some decaying root or some buried piece of wood. In Europe it is said to grow on elm and oak, but in our State it inhabits other trees also, such as beech, birch, maple and horse chestnut. I have eaten it both fried and stewed and consider it about the same as the Oyster mushroom in edible qualities. In Hungary, according to Dr. Kalchbrenner, it is eagerly sought for food in the woods, and is also cultivated on pieces of elm trunks in gardens.

Pleurotus ostreatus Fr.

OYSTER PLEUROTUS. OYSTER MUSHROOM.

Plate 26. Figs. 5 to 9.

Pileus convex, soft, imbricated, glabrous, moist, whitish, cinereous or brownish, flesh white; lamellæ broad, decurrent, anastomosing at the base, white or whitish; stem short, firm, mostly lateral and indistinct or absent; spores oblong, white, .0003 to .0004 in. long.

The Oyster mushroom or Oyster fungus, so named because of its shape probably, rather than because of its flavor, is very similar to the Sapid mushroom. According to the descriptions of the European plant it is quite variable in color, but with us the prevailing colors are white or ashy-gray, changing to yellowish in the old or dried state. The stem when present is generally shorter than in the Sapid pleurotus and more often lateral. It is sometimes hairy at the base and sometimes wanting entirely. But the caps are

clustered and overlapped very much as in that species, and the gills are the same in both. For table purposes there is little need of keeping the two distinct. Both are much more liable to be infested by insects than the *Elm pleurotus*. Both grow on decaying wood and at the same season and under similar conditions. The Oyster mushroom is apparently much less frequent in our State than the Sapid mushroom. It has long been classed among the esculent species, but in consequence of the toughness of its flesh it does not rank as a mushroom of first quality. Miss Banning states that she has eaten it both raw and cooked, but that she failed to detect any resemblance between its flavor and that of the oyster. Dr. Cooke says that it is a fleshy fungus, and when slowly and carefully cooked it is a pleasant and digestible one, but that it may be spoiled by bad treatment. French writers speak well of it and agree that it is both safe and excellent, but some recommend it only while young and tender. No charge of being deleterious is brought against it.

The remaining white-spored genera here represented differ from all the preceding either in the character of the gills or of the flesh.

Hygrophorus Fr.

In the genus *Hygrophorus* the gills of the mature plant have a soft waxy texture which distinguishes them from all others. They are not easily separable into the two membranes which form their two surfaces, as in the preceding genera. As in *Pleurotus*, the gills of some of the species are rounded or notched at the end next the stem, but of others they are decurrent on it. Those with decurrent gills bear considerable external resemblance to the species of *Clitocybe*, but the gills are generally thicker and much further apart than in that genus. No species of *Hygrophorus* is known to be dangerous, though two or three have been classed as suspected.

Hygrophorus pratensis Fr.

MEADOW HYGROPHORUS. PASTURE HYGROPHORUS.

Plate 28. Figs. 11 to 17.

Pileus compact, convex turbinate or nearly flat, glabrous, the margin thin; lamellæ thick, distant, decurrent, whitish or yellowish, the interspaces veiny; stem short, glabrous, white or whitish,

sometimes yellowish; spores broadly elliptical, whitish, .00024 to .00028 in. long.

The Meadow hygrophorus, also called Pasture hygrophorus and Buff-caps, is a rather small but stout-appearing mushroom, which is quite variable in the color of its cap. This is commonly buff or yellowish, more or less tinged with red or tawny hues. Sometimes it is almost white. When young, the cap is nearly hemispherical or strongly convex, but with advancing age the thick fleshy center becomes more prominent. In full maturity the thin margin is apt to be extended horizontally so that the surface of the cap is nearly flat and its shape resembles an inverted cone whose sides are fluted by the widely separated gills. The flesh is white or nearly so and has a mild taste.

The thick gills extend far down on the stem in the mature plant, and in the bottom of the spaces between them cross veins may be seen connecting them together.

The stem is mostly white, or if tinged at all with the color of the cap, it is paler than it. Sometimes it tapers downward, becoming more narrow at the base than in the upper part. Its surface is smooth.

Cap one to two inches broad, stem one to two inches long, one-fourth to one-half an inch thick.

This species grows in old pastures and clearings or in thin woods. It is often found in old abandoned fields partly overgrown with brakes and bushes. It may be found from July to September.

It has, for many years and by nearly all writers on this subject, been classed with the edible species, and Dr. Cooke pronounces it to be thoroughly wholesome and of delicate flavor.

Hygrophorus miniatus Fr.

VERMILION HYGROPHORUS.

Plate 28. Figs. 1 to 10.

Pileus thin, fragile, at first convex, becoming nearly plane, glabrous or minutely squamulose, often umbilicate, generally red; lamellæ distant, adnate, yellow, often tinged with red; stem slender, glabrous, colored like the pileus; spores elliptical, white, .0003 in. long.

The Vermilion hygrophorus is a very highly colored, beautiful species. It is small, but in some localities it is so abundant that no difficulty need be encountered in procuring a quantity of it sufficient for a meal for a large family. The cap is thin and fragile, and it must be handled with care or it will be broken. In the young plant it is convex, but it expands with age until it is flat or even centrally depressed. Its surface is sometimes smooth and even shining, again it is roughened as if coated with minute scurfy scales. Frequently there is a little central depression or umbilicus in it. When young and moist the margin often shows slight striations, but in the dry or mature plant these are not seen. The margin is often irregular or wavy, and in very wet weather it may become curved upwards so that the cap becomes concave. The color is usually a bright red or vermilion, but sometimes it fades to paler or orange shades, and there is a variety in which the whole plant is yellow. This I have called variety *lutescens* and have represented it by figures 9 and 10. The bright color of this plant is apt to disappear in drying.

The gills are commonly yellow, but sometimes they are more or less tinged with the red color of the cap. They are not so wide apart as in the Meadow hygrophorus. They are generally attached to the stem by the entire width of the inner extremity, but specimens occur in which they are plainly notched at the inner end, and others are found in which they are slightly decurrent.

The stem is rather slender. In young plants it is solid, but in older ones it becomes wholly or partly hollow. It is colored like or sometimes paler than the cap.

Cap one-half to two inches broad, stem one to two inches long, one to two lines thick.

The Vermilion hygrophorus grows in woods, swamps and old fields in soil either wet or dry, among mosses or fallen leaves or on naked earth. It is sometimes found in great profusion in recent clearings over which fire has run. In such places it commonly attains a larger size than in dense woods, the cap attaining a diameter of even three inches. It is evidently fond of moisture and is more abundant in wet weather than in dry. It will grow even in the wet Sphagnum of peat bogs, and yet it is also found on the dry knolls and hillocks of the Adirondack

region, growing freely under the shade of the brakes (*Pteris aquilina*) that cover them. It thus shows a great adaptability to varying conditions. It grows either singly, in groups or in clusters, and may be found from June to September. It is especially abundant in the Adirondaek region.

Having experimented with this species twenty years ago I was agreeably surprised to find it scarcely surpassed by any in tenderness of substance and agreeableness of flavor. It was first recorded as an edible species in the Twenty-sixth Report of the State Museum.

A common species that closely resembles it is the Chantarelle hygrophorus, *Hygrophorus Cantharellus*. This is a smaller and more graceful plant, having a long slender stem and gills running very distinctly down on it. The colors of the two plants are the same, and they might easily be confused unless the character of the gills is noticed.

Lactarius Fr.

In the genus *Lactarius* the gills exude a milky or colored juice where cut or broken. This character alone is sufficient to distinguish this genus from all others, but there are other features which are quite characteristic. The texture is such that while the flesh seems firm and rigid it is nevertheless very brittle and easily broken. The fracture is quite even and not ragged or torn as in more fibrous or filamentous substances. The species are mostly stout and fleshy in appearance and resemble in outline those of the genus *Clitocybe*. In the mature plant the cap is generally somewhat funnel-shape or like a broad inverted cone. The gills are more or less decurrent and the stem is mostly stout and short. Some of the species have the cap adorned with circular zones or bands more highly colored than the adjacent parts. This feature is rarely seen in any other genus. The taste of the juice and flesh in many species is very acrid or hot and burning, like that of cayenne pepper. Unless this can be destroyed by cooking or drying such species must be considered wholly unfit for food. There is much uniformity in the spores of all the species. They are globose or nearly so and roughened by minute points or protuberances. Their color may be white or yellowish, according to the species.

Lactarius deliciosus Fr.

DELICIOUS LACTARIUS.

Plate 29.

Pileus at first convex and often slightly umbilicate, becoming nearly plane or centrally depressed, sometimes almost funnel-shaped, glabrous, yellowish-orange or grayish-orange varied with brighter mottled zones; lamellæ orange colored; stem glabrous, often marked with a few orange-colored spots, colored like or paler than the pileus; juice orange-colored; spores globose, yellowish, .0003 to .0004 in. broad.

The Delicious lactarius is well marked by its peculiar colors and is easily distinguished from all our other species of Lactarius by its orange-colored juice. The cap is convex when young, but in the mature plant it sometimes becomes centrally depressed or even shaped like a funnel. It is smooth, and when fresh and moist its surface is slightly viscid. Its color is some shade of orange enlivened by mottled circles or zones of deeper hue. These zones often appear as if composed of numerous confluent spots. They are less distinct in old plants, in which also the ground color fades and becomes tinged with greenish hues, as shown in figure 4. Such plants have an unattractive appearance and should not be used for food. The flesh is whitish, but tinged with orange, especially along the line of attachment of the gills. There is often a slightly acrid taste to it when fresh.

The gills are very similar to the cap in color. The orange-colored milk exudes from these in drops if they are cut or broken. This milk or juice pervades the whole plant and may exude from wounds in any part. Wounds and bruises slowly assume a dull greenish hue.

The stem is colored like or a little paler than the cap and is often adorned with a few bright orange spots. It is generally quite short when growing on naked ground, but longer if growing among mosses. In some cases it is narrowed at the base, in others not. It is generally hollow in mature plants.

Cap two to five inches broad, stem one to four inches long, one-third to two-thirds of an inch thick.

Common in woods, groves and damp, mossy places. It is especially fond of pine woods and mossy swamps, though not by any means limited to these. It may sometimes be found in

swamps when dry weather prevents its growth elsewhere. It appears from July to October.

The following are some of the many quotations that might be made concerning the edible qualities of this mushroom. It is one of the best mushrooms with which I am acquainted and fully deserves its name and the high estimation in which it is held. Its flesh is firm, juicy, sapid and nutritive. *Badham*. It is the most delicate and the safest mushroom known. *Vittadini*. It is a species highly esteemed and generally liked. It is very good when properly cooked. It is also good preserved in vinegar. *Richon and Rozé*. It is certainly very good when cooked with care. *Quélet*. It is most excellent. *Berkeley*. Fried with butter and salt it has a taste like lamb. *Seynes*. It is edible but it is not as good as its name seems to indicate. *Gillet*. Served at the annual Woolhope dinners, it has always given satisfaction. *Cooke*. It is the most delicious mushroom known. *Smith*. My own experience with it leads me to consider it very good but scarcely equal to the best. Doubtless differences of opinion concerning it may be due in part to different methods of cooking. It is said to require delicate cooking, for too long or too rapid cooking will make it tough. One of the best methods is to bake gently three-fourths of an hour in a close covered dish, having seasoned it with butter, pepper and salt. I consider it one of our most valuable mushrooms, because of its common occurrence and goodly size, and because of the almost total impossibility of mistaking any deleterious species for it if regard be had to the color of its juice. From this it is sometimes called the Orange milk mushroom.

Lactarius volemus Fr.

ORANGE-BROWN LACTARIUS.

Plate 30.

Pileus convex or nearly plane, sometimes becoming centrally depressed or almost funnel-form, glabrous, dry, golden-tawny or brownish-orange, sometimes darker in the center; lamellae crowded, adnate or subdecurrent, white or tinged with yellow; stem colored like or a little paler than the pileus, glabrous; juice white, abundant; spores globose, white, .00035 to .00045 in. broad.

The Orange-brown lactarius is a clean, firm and attractive species. It varies but little in color and is, therefore, easily recog-

nized. The cap is at first convex and, as in nearly all species of *Lactarius*, with advancing age it expands and becomes nearly flat or is somewhat depressed in the center and slightly funnel form. It is very smooth and generally quite regular. Sometimes it has a slight umbo or protuberance in the center as shown in figure 2. In the mature plant the epidermis sometimes cracks into small angular patches or areas. In the descriptions of the European plant this is given as one of the distinguishing characters of the species, but it is by no means constant in the American plant. Indeed, it is more often absent than present. The color of the cap is a peculiar mixture of red, brown and yellow, somewhat difficult to describe. It has been called reddish-tawny, golden-tawny, brownish-orange and orange-brown. It varies somewhat in the depth of coloring, some being a shade darker or a shade paler than others, but the essential color is quite constant. In variety *subrugosus*, represented in figure 6, the margin of the cap is roughened with wrinkles which form irregular reticulations. In this variety the color is generally a little darker than in the normal forms. The flesh is white, sometimes tinged with yellow.

The gills are closely placed side by side and are attached to the stem by the whole width of their inner extremity, or in mature funnel-form caps they run down on the stem somewhat. They are white or yellowish. Where cut or broken a white juice or milk exudes in drops, and wounds or bruises quickly assume a brownish hue.

The stem is colored like the cap, but generally it is a little paler. It is quite firm and smooth and generally solid. It varies in length but is not often longer than the diameter of the cap.

Cap two to five inches broad, stem one to four inches long, one-third to three-fourths of an inch thick.

It grows in thin woods and open places. It is especially found in woods and groves of chestnut and oak. It is a common species and occurs from July to September. It is most abundant in warm showery weather. Usually many individuals will be found growing in company or in groups, so that it is not difficult to obtain a generous supply for the table. It is remarkably free from the attacks of insects, which is a point in its favor as an esculent. Sometimes in drying it emits an unpleasant odor, which is per-

haps an indication that the specimens should not be kept too long before cooking. Many writers affirm that this fungus is quite as good raw as it is cooked, but to me it often has a slightly acrid or astringent flavor in the raw state. All acknowledge it to be edible.

Cordier says it is excellent and among the most agreeable edible mushrooms, and that in some countries it is eaten raw as well as cooked. Panlet declares it to be fine and delicate and that it is eaten with delight. Quelet asserts that it is better raw than cooked and that its sweet milk affords an agreeable drink for the botanist in the warm days of summer. Stevenson gives it as edible and delicious. My own experience with it would scarcely lead me to class it as more than an ordinarily good mushroom. Perhaps it might be improved by better cooking than I was able to give to it. I have not eaten it uncooked.

There are two or three species somewhat similar to the Orange-brown mushroom in color, but none of them are hurtful. We are sometimes cautioned against mistaking the Red lactarius, *Lactarius rufus*, for it. This is reported by Fries as very poisonous. I have found this on the high summits of the Catskills and in the cold mossy swamps and woods of the Adirondack region, but never in company with the Orange-brown lactarius. It is easily distinguished by its more red color, its smaller size, and especially by its exceedingly acrid burning taste. No one who had tasted it in the raw state could be induced to swallow the least particle of it.

Russula Fr.

The species of *Russula* are very similar to those of the genus *Lactarius* in size, shape, structure and texture. The spores also are of the same character. But this genus is at once separated by the absence of any milky or colored juice. The coloration is also peculiar in many of the species, bright or clear red and purplish hues prevailing. This character doubtless suggested the name of the genus. No species exhibits the colored circular zones seen on the caps of so many species of *Lactarius*. The taste of the flesh is very similar in both, in some species it being peppery or acrid, in others mild.

The following is the only species which I have tried, though several have been recorded as edible.

Russula virescens Fr.

GREENISH RUSSULA.

Plate 31.

Pileus at first nearly globose, then expanded and convex or centrally depressed, firm, dry, adorned with small flocculent patches or warts, greenish, sometimes tinged with yellow; lamellae moderately close, free or nearly so, white; stem short, firm, white; spores nearly globose, slightly roughened, white, .00024 to .0003 in. broad.

The Greenish russula is quite distinct and easily recognized by its green or grayish-green and warty cap. In the young plant this is rounded or almost globular, but it soon becomes convex and sometimes when mature it may even be centrally depressed. Its surface is dry, not viscid as in some other greenish species, and it is broken up into small scales or wart like patches. The margin in the typical form is even, but specimens often occur in which it is marked with impressed lines or striations as in figures 3 and 4. The margin of the expanded cap often becomes split. The flesh is white and has a mild taste.

The gills are white or whitish. They are narrow at the inner extremity and barely reach the stem. Generally some of them are forked and often a few shorter ones intervene between the long ones.

The stem is commonly shorter than the diameter of the cap. It is smooth, white and solid or somewhat softer and spongy in the center.

Cap two to four inches broad, stem one to two inches long, one-half to three-fourths of an inch thick.

In grassy grounds, groves or thin woods. July and August.

A green color in mushrooms is very rare, but in the genus *Russula* there are several species that exhibit it or an approach to it. But these all lack the wart-like adornments that characterize the Greenish russula, and therefore need not be mistaken for it. The color in our plant is not a bright green, but one more or less mingled with gray or yellowish. Sometimes the central part of the cap is more highly colored than the margin and sometimes it is paler, exhibiting here the yellowish tints.

Vittadini places this among the most safe and delicate species of *Russula*. Roques speaks highly of it, and says it can be eaten

with entire confidence. According to Cordier it is a delicious mushroom with a pleasant taste and an agreeable odor. Richon and Rozé say it has excellent qualities but it needs proper seasoning. One of the most commendable of the edible russulas, edible, but its flavor is improved by cooking, edible but in little demand, are other opinions recorded concerning it. My own experience indicates it as of second-rate quality, but entirely harmless.

Cantharellus Adams.

The genus *Cantharellus* is separated from all the preceding genera by the character of the lamellæ. These have an obtuse or blunt edge, and are mostly forked or branched. They are generally narrow. In general appearance the species are not much unlike species of *Clitocybe*, for the gills are usually decurrent, but their thick branching and anastomosing habit and blunt edge give a very distinct character to the hymenium.

Cantharellus cibarius Fr.

CHANTARELLE.

Plate 33.

Pileus fleshy, firm, convex, becoming expanded or slightly depressed, glabrous, yellow, the margin at first involute, then spreading and often wavy or irregular; lamellæ narrow, thick, distant, decurrent, branched or anastomosing, yellow; stem firm, glabrous, solid, yellow; spores elliptical, pale yellowish, .0003 to .0004 inch long.

The Chantarelle is beautiful in color if not in shape, and is most easily recognized. Its color is a uniform rich egg-yellow, which is very constant. This extends to all parts of the plant except the inner flesh, which is white. The surface of the cap is smooth, but owing to the lobing and wavy character of the margin the shape is often irregular and unsymmetrical. The cap is generally convex or nearly flat above, but sometimes it is centrally depressed. It is gradually narrowed downwards to the stem, often presenting the general outline of a broad inverted cone.

The gills are narrow, with a rounded or blunt edge and with irregular branches which often connect with adjacent gills. In some individuals they are more branched than in others.

The stem is variable in length. It is often curved or slightly crooked, and sometimes tapers downward. It is smooth and solid, and by some it is considered as good as the cap for food.

Cap one to three inches broad, stem one to two inches long, one-fourth to one-half an inch thick.

It grows in woods and open places. It is a common species, and may be found from June to September. A favorite habitat is in the deep shade of hemlock or spruce trees, but it also grows freely in thin woods of deciduous trees in wet, showery weather. It commonly grows in groups but sometimes in curved lines, as if trying to form a "fairy-ring." The European plant is said to exhale an odor like that of ripe apricots, but I have not been able to detect any decided odor in the American plant. The taste of the raw plant is often a little pungent or acrid.

The Chantarelle has long been celebrated for its edible qualities. Fries says that it is justly enumerated among the most sapid fungi; Badham, that no fungus is more popular; Cooke, that it is alike esteemed in France, Germany, Austria and Italy, where it is eaten regularly and exposed in the markets for sale; Gillet, that it is an excellent plant whether used as food or as a condiment; Stevenson, that it is edible and delicious. According to Berkeley, it is occasionally served up at public dinners at the principal hotels in London on state occasions, when every effort is made to secure the rarest and most costly dainties. Miss Banning affirms that she has eaten it both raw and cooked and that by a confirmed fungus eater it would be pronounced most charming. My own trials of it would lead me to place it among the best and most important of our wild mushrooms.

The Orange chantarelle or False chantarelle, *Cantharellus aurantiacus*, is the only species liable to be mistaken for the edible chantarelle. It may at once be recognized by the orange color of its gills, which are also thinner and more close and are regularly and repeatedly forked. The color of its cap is a paler and more dingy yellow, varied with smoky-brown tints.

Marasmius Fr.

The genus *Marasmius* differs from all the preceding genera by the tough texture of the small thin plants that compose it. The plant quickly withers or shrivels in dry weather and revives

again under the influence of moisture. The gills are thin and have an acute edge. They are rather tough and flexible like the cap. The spores are white.

Marasmius Oreades Fr.

FAIRY-RING MUSHROOM.

Plate 14. Figs. 12 to 21.

Pileus fleshy, tough, glabrous, convex or nearly plane, often somewhat umbonate, reddish or tawny-red, becoming paler with age or in drying; lamellæ broad, distant, rounded behind or free, whitish or yellowish; stem slender, tough, solid, coated with a close dense villosity, whitish; spores nearly elliptical, white, .0003 to .00035 in. long.

The Fairy-ring mushroom has received this name because of its tendency to grow in rings or circles. In France it is called False mousseron and in England, Scotch bonnets. It is also called Fairy-ring champignon. When young and moist its cap is reddish, tawny-red or pale yellowish-red, but it becomes paler with age or as the moisture disappears. When dry it is generally pale-yellow or buff, as shown in figures 16 and 17. Sometimes it is slightly striated on the margin, especially when moist, as shown in figure 12. Often it is prominent in the center as if broadly umbonate. This is seen in figures 13 and 14. The flesh is rather thin, white and inclined to be tough.

The gills are rather broad and wide apart. They are rounded at the inner extremity and scarcely or but slightly attached to the stem. They are whitish or yellowish.

The stem is rather slender but solid and quite tough. It is covered with a fine close villosity or tomentum which can be scraped away, revealing the smooth surface of the stem beneath. Its color is whitish or pale-grayish.

Cap one to two inches broad, stem one to two and a half inches long, scarcely one fourth of an inch thick.

Common in pastures, lawns and grassy places by roadsides. May to October; appearing in wet weather or after heavy rains. It usually grows in groups, sometimes in arcs of circles or in complete circles or even in lines. It sometimes forms clusters.

It has long been esteemed as edible, but owing to its small size and somewhat tough substance it has not gained the general

popularity it deserves. The following recorded opinions of it will not be without interest: It is very good while young. When young it may be eaten in an omelet. It has a very agreeable taste and odor and gives a delicious flavor to sauces, but it needs cooking a long time. There is little of it and it serves only as a condiment. It is edible and recommended especially as a condiment. It is delicious when broiled with butter. It may be pickled or dried for future use. It is very agreeable but in little demand because of its small size. It is a very delicious mushroom and the abundance in which it everywhere grows makes it a very valuable one. Its tendency to toughness is easily overcome by proper cooking.

There are two or three mushrooms which are somewhat similar to the Fairy-ring mushroom in size and color, and which might by carelessness be mistaken for it. One of these, the Semiorbicular naucoria, *Naucoria semiorbicularis*, sometimes grows in company with it. It may be distinguished from it by the color of the gills, which in the mature plant are rusty brown. Its spores when caught on white paper have a dark rusty or ferruginous color, and its stem is smooth.

The Oak-loving collybia, *Collybia dryophila*, also resembles it in the color of the cap and gills, but its gills are more narrow and very closely placed side by side, and the stem is very smooth and hollow. This usually grows in woods, but sometimes it occurs in open places and then might be taken for the Fairy-ring mushroom through carelessness.

An esteemed correspondent gives the following method of cooking this mushroom:

Throw the clean caps into sufficient boiling water to make a nice gravy when done, and cook them half an hour. Then rub together a small quantity of butter and flour and water, with salt and pepper, and add to the mushrooms, stirring for a moment. Pour on hot toast and serve in a hot dish.

Another method is to put the caps in water with butter and seasoning and let them simmer slowly ten or fifteen minutes. Then thicken with flour and serve alone, or if preferred pour over cooked meat.

As a condiment, chop in small pieces and add to cooking hash, stews, broths or meats just before time to serve.

Polyporeæ.

BOLETI, POLYPORI AND LIVER FUNGUS.

In the family Polyporeæ the cap has no gills on the lower surface, but instead of them there are small tubes, holes or pores. The spores of the fungus are produced on the inner surface of these pores, and when mature, they are dropped or ejected from them into the open air. They may be caught in the same manner as the spores of agarics, but their color has not been employed in classification to the same extent that it has in that family. The edible species to be described belong to three genera, *Boletus*, *Polyporus* and *Fistulina*. The distinctive characters of these genera are indicated in the subjoined table.

Pores compacted together and forming a continuous stratum	1
Pores each in a distinct tube	<i>Fistulina</i> .
1 Stratum of pores easily separable from the cap.....	<i>Boletus</i> .
1 Stratum of pores not separable from the cap.....	<i>Polyporus</i> .

Boletus *Dill.*

The genus *Boletus* contains most of the edible species of this family. The substance of the cap is soft and fleshy and the cellular or porous stratum on the lower surface may be easily and smoothly removed by pressing it outwardly from the stem toward the margin. This is the chief character by which to separate a boletus from a polyporus. Nearly all boleti grow on the ground and have the stem centrally attached to the cap. Unfortunately for mushroom eaters, many of them grow only in warm and wet or showery weather when insects are numerous, and therefore they are very liable to be infested by larvæ. Care must be taken to reject such plants. The stems also must be discarded, for they are too tough to be good. The tubes or pores are apt to form a disagreeable mucilaginous mass if retained, and it is well to remove them before cooking. Some species have a viscid surface to the cap which causes dirt, sticks and leaves to adhere tenaciously to it. The caps of such plants should be peeled before cooking.

Cap viscid when moist.....	1
Cap not viscid	3
1 Stem furnished with a collar.....	2

- 1 Stem destitute of a collar B. granulatus.
- 2 Stem dotted above the collar B. luteus.
- 2 Stem dotted both above and below the collar B. subluteus.
- 3 Stem rough with prominent colored dots 4
- 3 Stem with no dots 5
- 4 Margin of the cap adorned with adhering fragments
of a membranous veil B. versipellis.
- 4 Margin of the cap naked B. scaber.
- 5 Stem solid B. edulis.
- 5 Stem hollow or cavernous B. castaneus.

Boletus luteus L.

YELLOW-BROWN BOLETUS.

Plate 83. Figs. 7 to 12.

Pileus viscid or glutinous, dingy or brownish-yellow, somewhat variegated with darker lines, spots or streaks, flesh white, sometimes tinged with yellow; tubes minute, yellow, becoming darker or ochraceous-yellow with age; stem short, stout, annulate, yellowish and dotted above the membranous annulus; spores yellowish brown, .00025 to .0003 in. long.

The Yellow-brown boletus is one of our rarest fungi. Its broadly convex or nearly flat cap is of a peculiar dingy color formed by a mixture of yellow and brown or reddish-brown, which is very obscurely varied by slightly deeper colored streaks or spots. When wet it is covered with a sticky gluten which is so tenacious that it can be peeled away with the cuticle. The flesh is white, but in mature plants it is sometimes tinged with yellow. The tubes are nearly plane in the young plant, that is, their mouths are in a plane surface. They are at first concealed by the white membranous veil which soon breaks from its attachment to the margin of the cap and shrinks to the stem, on which it forms a kind of collar. The young tubes are yellow, but they assume dingy ochraceous hues with age.

The stem is generally shorter than the horizontal diameter of the cap. It is yellowish above the collar and marked there with small brown dots. Below the collar it is generally more or less covered by a continuation of the veil, so that in very short-stemmed plants it appears as if sheathed by a wrapper as in the genus *Amanita*.

Cap two to five inches broad, stem one to two inches long, one-half to three-fourths of an inch thick.

I have found this species under pine trees only. It occurs in autumn.

European authors have written about its edible qualities as follows: Edible and highly esteemed, its flesh is very tender; it is excellent; it is good and extensively consumed in Germany.

Boletus subluteus Peck.

SMALL-YELLOWISH BOLETUS.

Plate 33. FIG. 1. to 6.

Pileus viscid or glutinous when moist, often obscurely streaked or spotted, dingy-yellowish or ferruginous-brown, flesh whitish or tinged with dull yellow; tubes plane and yellow in the young plant, becoming dingy-ochraceous with age, and sometimes convex; stem slender, whitish or dingy yellowish, annulate, dotted both above and below the annulus; spores oblong or subfusiform, .0003 to .0004 in. long.

The Small-yellowish boletus scarcely differs from the Yellow-brown boletus except in its smaller size and its more slender stem, which is dotted both above and below the collar. Its collar is less membranous in the mature plant, for it collapses or shrinks into a thick, often discolored, band instead of persisting as a flexible membrane. It is quite probable that it has often been confused with the larger species, and so far as its edible character is concerned such confusion would not be serious for there is but little difference in their flavor. This species is much more frequent than the other. It may be found from August to October. It occurs only in pine regions or in places where pine trees once grew. It is especially fond of a light sandy soil shaded by a thin or scattered growth of pine trees.

I do not know of any dangerous species with which these two boleti are liable to be confused.

Boletus granulatus L.

GRANULATED BOLETUS.

Plate 34. FIGS. 1 to 5.

Pileus viscid or glutinous when moist, variable in color, usually grayish-yellow or tawny, the flesh white tinged with yellow;

tubes at first very pale-yellow, becoming dingy-ochraceous with age; stem short, thick, solid, dotted above, whitish or yellowish; spores oblong, rusty-ochraceous, .0003 to .0004 in. long.

The Granulated boletus has the cap viscid or glutinous when moist. It varies much in color. It may be pinkish-gray, grayish-yellow, reddish or ferruginous-brown or tawny. It is sometimes obscurely spotted from the drying gluten. The flesh is rather thick and white except along the lower surface next the tubes where it is generally tinged with yellow. The tubes are at first pale-yellow or almost white, but they assume the dingy-ochraceous hue which is common to many species in maturity. When examined closely, the mouths of the tubes are seen to be dotted with minute granules which give rise to the name of the species. These are at first in the form of drops of a thick juice, but with age they become dry and form brownish granules.

The stem is short, generally less than the horizontal diameter of the cap. It has no collar, but is dotted with small brown granules similar to those on the tube mouths. These granules are more numerous and distinct near the top of the stem. Sometimes they extend to the base, sometimes not.

Cap one and a half to four inches broad, stem one to two inches long, one-third to one-half an inch thick.

The Granulated boletus grows in pine woods and groves or under or near scattered pine trees. It may be found from July to October. It is one of our most common species in pine regions. It usually grows gregariously, many plants occurring in a small area. It sometimes grows in circles.

The absence of a collar on the stem at once distinguishes it from the preceding species.

The American boletus, *Boletus Americanus*, is often found growing with it and may be separated from it by the pale-yellow color, both of the cap and the flesh, and by its much more slender stem.

Nearly all authors agree in placing the Granulated boletus in the list of edible species. Dr. Cooke says that it has given him the greatest satisfaction and that he prefers it to the Edible boletus or, indeed, to any other which he has tried. This is a pretty strong recommendation, and is the more gratifying because this species is so abundant and so easily obtainable.

Boletus versipellis Fr.

ORANGE-CAP BOLETUS.

Plate of. Figs. 6 to 10.

Pileus convex, dry, smooth or at first very minutely tomentose, reddish or orange-red, the flesh white or grayish, the margin adorned with the inflexed remains of a membranous concolorous veil; tubes small, depressed around the stem, whitish or grayish-white, becoming darker or more dingy with age; stem rather long, firm, solid, roughened with small reddish or blackish prominent dots or scales, whitish; spores oblong-fusiform, brown, .00055 to .0007 in. long.

The Orange-cap boletus takes its common appellation from the color of the cap. This is quite constantly a dull yellowish-red, less brilliant than orange. The peculiar distinguishing feature of the species is found in the torn or somewhat scalloped remains of the veil which adheres to the margin of the cap and is of the same color as it. It is generally turned under the margin and adheres slightly to the tubes also. It is not difficult to imagine it to be an extension of the epidermis of the cap.

The tubes are rather long, and in the mature plant they often form a convex mass, those near the margin and those near the stem being shorter than the intervening ones. The color is at first whitish or grayish, but in the mature plant it is considerably darker and not easily defined.

The stem is usually equal to or a little longer than the horizontal diameter of the cap. It is frequently a little narrowed at the top. Its color is similar to that of the young tubes, and it is adorned with numerous reddish or blackish prominent points, dots or scales. In some instances these are uniform in color, in others the two kinds of points are intermingled on the same stem.

Cap two to six inches broad, stem three to five inches long, one-third to three-fourths of an inch thick.

Woods and open places. I find this species especially in sandy soil of pine districts. It is single or scattered in its mode of growth and appears from August to October. It is by no means as common as the next species, to which, in my trials of it, it seemed inferior in esculent qualities. But differences in age or conditions of growth or in methods of cooking might make the difference in flavor. Dr. Cooke says it is equally as good as the next species.

Boletus scaber Fr.

ROUGH-STEMMED BOLETUS.

Plate 35.

Pileus glabrous or nearly so, commonly convex, the flesh white or whitish; tubes small, long, soon convex in the mass, depressed around the stem, at first whitish, becoming darker, dingy or brownish; stem firm, solid, often narrowed at the top, whitish or grayish, roughened with numerous small prominent, reddish or blackish dots or scales; spores oblong-fusiform, brown, .00055 to .0007 in. long.

The Rough-stemmed or Scabrous-stemmed boletus may well be called our most common and, in respect to color, our most variable species. Its cap varies in color from white to almost black. It also varies somewhat in shape. It is generally convex or cushion-shaped, but sometimes it is hemispherical or even broadly conical. Its surface is commonly smooth, but occasionally specimens are found in which it is slightly downy or even scaly. The flesh is white or whitish, and the margin in mature plants is often thick and blunt by reason of the lengthening of the tubes.

The tubes are long and mostly convex in the mass in the mature plants. They are much shortened around the stem, thus leaving a depression or cavity there. When young and fresh they are whitish, but they become darker and dingy or brownish with age. Bruises or wounds of the whitish tubes and flesh sometimes produce a slight change in color, it assuming pinkish or blackish hues.

The stem scarcely differs in any respect from the stem of the Orange-cap boletus, and its characters need not be repeated here. Several varieties have been described, most of which depend on the color of the cap.

Var. *niveus* has the cap white. Fig. 3. This is thought by some to be a distinct species.

Var. *aurantiacus* has the cap orange-red. Fig. 4. This differs from the Orange cap boletus only in the character of the margin of the cap.

Var. *fuliginus* has the cap fuliginous or cinereous-fuliginous. Fig. 5.

Var. *fuscus* has the cap brown or dark brown. Figs. 2, 6 and 7.

Other variations in color are sometimes seen. The epidermis of the cap sometimes cracks into small angular areas or scales, which give it a peculiar appearance. This form has been designated as Var. *arcolatus*, but neither this nor the varieties depending on color alone have a very substantial basis. They are probably mere forms rather than true varieties.

Cap one to five inches broad, stem two to five inches long, one-third to two-thirds of an inch thick.

The Rough-stemmed boletus occurs everywhere in woods, swamps and open places, and in sandy, gravelly, loamy or clayey soil. It may be found from June to November. It is easily recognized by its peculiar stem, no other species, except the Orange-cap boletus, having a stem like it. The dots are very different in character from those on the stems of the Granulated boletus and the Small-yellowish boletus. They are dry and fibrous, and not formed by the drying and hardening of a thick juice, as in those species.

Authors differ in their estimate of the edible qualities of this boletus. Some simply pronounce it edible; others say it is less agreeable than the Edible boletus, which is generally preferred to it. Gillet says that it can be eaten without the least fear, but that young plants should be selected for the table, old ones being generally more difficult of digestion. My own experiments with it were highly gratifying, and lead me to consider it a first-class species for the table.

Boletus edulis Bull.

EDIBLE BOLETUS.

Plate 36. Figs. 8 to 12.

Pileus glabrous, compact, becoming soft with age, grayish-red, brownish-red or tawny-brown, often paler on the margin, the flesh white or tinged with yellow, reddish under the epidermis; tubes soon convex, depressed around the stem, at first whitish, becoming greenish-yellow; stem stout, equal or thickened at the base, reticulated in the upper part, sometimes wholly reticulated, solid, pale or brownish; spores oblong-fusiform, .0005 to .0006 in. long.

The Edible boletus is one of our large species, though it is by no means as common as desirable. When young the cap is firm and the tubes white, with their mouths very indistinct. With

advancing age the cap becomes softer and more yielding to pressure and the tubes assume a greenish-yellow or greenish-ochraceous hue and their mouths are then distinct. In color the cap is quite variable, exhibiting a mixture of red, yellow and brown hues. It is most often tawny-brown or reddish-brown on the disk, with paler and yellowish hues on the margin. The flesh is tinged with red under the cuticle.

The tubes form a convex mass, being depressed around the stem.

The stem is stout, solid and firm. It is adorned with a fine network of raised lines just below the tubes, and sometimes these reticulations extend to the base. It is most often somewhat swollen or thickened toward the base. Its color is generally paler than that of the cap, it being brownish or yellowish-brown or dingy white.

Cap four to six inches broad, stem two to six inches long, one-half to one and a half inch thick.

The Edible boletus grows in groves, woods and their borders, and sometimes in open waste places. It occurs in warm, showery weather, during July and August. It holds a prominent place among edible boleti, just as the common mushroom does among edible agarics. It has long been known as an edible species, and on this account its reputation has become widely spread. It has an agreeable, nutty flavor, even when raw, and it has secured favorable mention from nearly all writers on this subject. Badham recommends, especially, this and the Rough-stemmed boletus. Gillet says it is an excellent species, with an agreeable flavor, and that it is largely consumed in some parts of France. It is also cut in slices and dried for future use, and in this way is sold in the markets of Europe.

Boletus castaneus Bull.

CHESTNUT BOLETUS.

Plate 36. Figs. 1 to 7.

Pileus convex, becoming nearly plane or depressed, dry, firm, at first minutely velvety, commonly reddish-tawny or cinnamon, flesh white, unchangeable; tubes short, small, at first white, becoming yellowish; stem firm, short, stuffed or hollow, colored

like the pileus; spores oval or broadly elliptical, pale-yellow, .0004 to .0005 in. long.

The Chestnut boletus is unlike any other species here described, in having a hollow stem. Its cap is at first convex, but it becomes expanded with age and sometimes the margin curves upward, as shown in figure 4. There is a minute velvety down on its surface, which is scarcely noticeable except to a close observer. The color is generally reddish-tawny or cinnamon. It is not always as dark as is indicated by the name.

The tubes are small and short. At first they are white, but they become yellowish as the plant matures.

The stem is short and not always straight. It is clothed and colored like the cap. Sometimes it tapers towards the top. When young it is soft and spongy in the center, but it becomes cavernous or hollow when old, as shown in figure 6. Its pale yellow spores are also a peculiar feature.

Some species of this genus quickly assume bluish tints where the substance is bruised or broken. The rule is sometimes given to avoid all such as poisonous. And yet one correspondent, an enthusiastic mycophagist, informs me that he eats such species, and has done so repeatedly without harm. In one instance however, which was brought to my notice, sickness and vomiting followed the eating of the Sensitive boletus, *Boletus sensibilis*, a species which assumes a blue color in a remarkable manner where bruised, cut or broken. Even the pressure of the fingers in handling it causes it to assume blue spots where touched. All the family partaking of it were made sick, but all recovered.

Polyporus Mich.

In members of the genus *Polyporus* the stratum of pores is not smoothly or easily separable from the cap. Most of the species grow on dead or decaying wood and are too tough for food. A few grow on the ground, but even these are inclined to be tough. Very few of the wood inhabiting species have a central stem and many have no stem at all. In some the texture is dry, hard, corky or woody, such as no one would think of eating, and of those classed as edible, it is generally better to select only the very young plants for food. My personal experience with these has not extended beyond the single species here described.

Polyporus sulphureus Fr.

SULPHURY POLYPORUS.

Plate 37. Figs. 1 to 4.

Pileus broad, somewhat irregular and wavy, growing in tufts and closely overlapping each other, uneven, reddish or orange color when young and fresh, fading with age, flesh white; tubes very small, short, sulphur yellow; spores elliptical, white, .0003 in. long.

The Sulphury polyporus is easily recognized by its clustered mode of growth and its attractive colors. The caps are often five or six inches broad and they closely overlap each other, sometimes forming tufts or clusters of considerable size. Generally the flesh is not more than half an inch thick, white and easily broken. When young it is soft and juicy, and in warm, moist weather it sometimes exudes a yellowish milk or juice if cut or broken. In maturity it is dry and almost friable. The color of the young cap is yellowish-red or pale-orange, but the red or orange soon fades to yellow or becomes mingled with yellow. Its color is generally lost in drying. The margin of the growing cap is often beautifully yellow. It is more or less wavy or irregular.

The tubes are minute and short. They are of a bright sulphur-yellow color, which is more persistent than the red color of the cap.

There is no stem, but sometimes the cap is prolonged on one side into a stem-like base.

This species has a wide range and is found in all parts of our State. It grows in woods and in the open country. Its showy clusters are sometimes seen growing from dead spots in the trunks of living standing trees. It is perfectly at home on the dead wood of nearly all kinds of trees. Even fruit trees sometimes support it. It may appear at any time from June to September, but it delights in showery wet weather.

A variety sometimes occurs which might well be named variety *glomeratus*. In it a multitude of small caps are so closely and intimately united that their individuality is lost in the large mass which they form. Irregular and unequal holes or cavities in the general surface of the mass afford opportunity for a partial de-

velopment of the pores or the imperfect caps. This variety is said to be more common in some of the western States than it is here.

In using the Sulphury polyporus for food, only the young and freshly grown caps were taken. These thinly sliced and fried in butter were much better than I had expected to find them. Mature specimens would probably be tough, dry, disagreeable and indigestible.

Fistulina Bu.

In the genus *Fistulina* the tubes stand close to each other, but are separate or distinct from each other and do not form a continuous compact mass as in *Boletus* and *Polyporus*. They are at first very short and resemble minute warts or papillæ, but they become cylindrical with age. We have only the single species here described.

Fistulina hepatica Fr.

LIVER FISTULINA.

Plate 37. Figs. 5 to 9.

Pileus fleshy, juicy, soft, dark-red, flesh red, variegated with brighter streaks; tubes small at first, yellowish or slightly tinged with pink, becoming dingy with age; spores elliptical, yellowish, .0002 to .00025 inch long.

The Liver fistulina has received various popular names in countries where its edible qualities are generally known. Among these are Oak tongue, Chestnut tongue, Beef tongue and Beef-steak fungus. Its cap when young is roughened on the upper surface with minute papillæ, which, with its shape and red color, are suggestive of the name Beef tongue. These papillæ disappear with age. In texture it is soft and juicy, but rather tough and somewhat fibrous. Its juice is reddish and the flesh is streaked with red. Its surface, when moist, is a little sticky or clammy to the touch. Generally there is a short lateral stem, but occasionally specimens are found without any stem.

The tubes are on the lower surface of the cap and quite small. At first they are like small pimples or papillæ, but they soon lengthen and become cylindrical. They are yellowish, more or less tinged with pink when young and fresh, but with age they assume a dingy, ochraceous hue which is almost indefinable.

The cap varies from two to six inches or more in breadth. It grows from old stumps of oak or chestnut in wet weather in July and August.

This Vegetable beefsteak or Beefsteak fungus has been highly commended by European writers. It has a slightly acid flavor, which is by no means disagreeable to some palates. Its toughness may be an objection with some, but it is not more tough than beefsteak. Some authors recommend only the young plant for food, but another says it is best when fully matured, the young fungus being somewhat bitter and astringent.

"It is good broiled with a steak and properly seasoned;" "if it is not beef itself, it is sauce for it;" "it is truly a vegetable beefsteak, for the taste resembles meat in a remarkable manner;" "no fungus yields a richer gravy, and, though rather tough when broiled, it is scarcely to be distinguished from broiled meat," are some of the expressions concerning the edible qualities of this fungus.

Hydneæ.

PIEDMOG MUSHROOMS.

In the family Hydneæ, the cap, when present, has neither gills nor pores on its lower surface, but instead of these there are numerous spine-like or awl-shaped teeth projecting downwards. On the surface of these teeth the spores are developed. There are several genera in the family, in which these teeth are variously modified in shape and size, but as there are no edible species among them, they do not concern us now. Our edible species belong to the single genus *Hydnum*.

Hydnum L.

The distinct awl-shaped teeth or spines on the lower surface of the cap, when the cap is present, characterize this genus. In one edible species the cap is replaced by numerous branches, on whose inferior surface the teeth are developed. There are many species which are merely thin, effused membranous expansions, on whose surface the teeth are formed, but these furnish no edible species.

Teeth on the lower surface of a cap *H. repandum*.

Teeth on the lower surface of flattened branches *H. coralloides*.

Hydnum repandum L.**SPREADING HYDNUM.**

Plate 88.

Pileus fleshy, fragile, convex or nearly plane, often irregular, nearly smooth, variable in color; spines pointed, whitish; stem stout, whitish or paler than the pileus, solid, often eccentric; spores globose, yellowish, .0003 in. broad.

The Spreading hydnum, or "hedge hog mushroom," figures 1 to 6, is not rare with us. Its cap is somewhat variable in color. It may be a pale-buff or rusty-yellow or pale-red or sienna-red. It is not often well formed and regular. The margin is apt to be wavy or lobed, and the stem attached to the cap a little to one side of the center. The substance is compact but easily broken. It is rather dry and whitish, but sometimes changes color slightly if cut or broken.

The spines or needles of the lower surface are about one-fourth of an inch long. They are whitish, often slightly tinted with yellow or pinkish.

The stem is mostly short, solid and stout, sometimes thickened at the base, sometimes at the top. It is commonly whitish, or at least paler than the cap.

Cap one to four inches broad, stem one to three inches long, one-half to three-fourths of an inch thick.

The Spreading hydnum grows in woods and in open places, either on naked soil or among grass or fallen leaves, either singly or in clusters. It appears from July to October.

The Reddish variety, Variety *rufescens* (*Hydnum rufescens* Pers.), figures 7 to 10, is smaller, thinner and more regular, with the stem mostly central. Its color is more red than in the typical form, and by some it is considered a distinct species. It is more common in woods. Its edible qualities are similar to those of the typical form.

According to Badham, the Spreading hydnum is as good as oysters, which it somewhat resembles in taste. Stevenson says it is one of the most delicious fungi, but that it requires about four hours slow cooking. Berkeley also pronounces it a most excellent fungus, but one that requires a little caution in its preparation for the table. One method of cooking it consists in first slicing the caps and steeping twenty minutes in warm water; then placing in a stew pan with butter, salt, pepper and beef gravy and sim-

mering slowly for an hour. Cooke suggests that, owing to its slight pungency of flavor both raw and cooked, it may serve as a good substitute for mustard, and be placed with the meat in sandwiches. It may be dried and preserved for future use.

Hydnum coralloides Scop.

CORAL-LIKE HYDNUM.

Plate 24. Figs. 11 to 13.

Plant much branched, pure white, sometimes becoming yellowish with age; branches numerous, spreading, dense, angular or flattened, bearing the numerous crowded awl-shaped teeth along the lower side; spores globose, uninucleate, .0002 in. in diameter.

The Coral-like hydnum departs very decidedly from the usual form of the species of this genus, and is so unlike the others that it might easily be thought to belong to another genus, and, indeed, some French authors have included it in a separate genus *Dryodon*. It is so white, and its branches and spines are so numerous and dense, that it has been compared to a cauliflower in its general appearance. Others have evidently thought it resembles some species of coral. The plant is generally from two to four inches high and nearly or quite as broad, but sometimes it attains much larger dimensions. The stem is very short, dividing into branches almost at the base. The larger branches are more or less angular or compressed. The terminal ones are often curved upwards and terminate in a crowded, somewhat spreading, mass of spines. Generally the spines are closely arranged along the lower side of the spreading branches and point downward toward the earth. They vary from one-sixth to one-third of an inch in length. They are easily broken. The pure white color of the whole plant, when young and fresh, and the unusual appearance of the branches, densely and stiffly fringed by the pendulous spines, make this fungus a very noticeable and an attractive object. It is said that a desire to study fungi was first awakened in the illustrious Fries upon his beholding for the first time this beautiful species growing in the woods.

It occurs on prostrate trunks of trees of various kinds, but with us it seems to prefer the beech. It is quite common in hilly and mountainous woods in rainy weather. It appears from August to October.

In our botanical expeditions in the extensive wilderness of the Adirondack region we were often obliged to camp in the woods several nights in succession. On such occasions this beautiful fungus sometimes contributed a luxurious dish to our ordinarily very simple and, sometimes, very limited bill of fare. In such cases it proved as good as it was beautiful.

It is scarcely possible to mistake any deleterious fungus for this, and it also has the advantage of generally being free from the attacks of insects and from dirt.

Thelephoræ.

CORNUCOPIA MUSHROOMS.

In the family Thelephoræ the hymenium or spore-bearing surface is reduced to its utmost simplicity. It is a perfectly even surface of the hymenophore, or one rendered slightly uneven by obscure wrinkles or inconspicuous papillæ or granules. But few species have a distinct stem and cap. Probably no edible species will be found outside the genus *Craterellus*.

Craterellus Fr.

In the genus *Craterellus* the spore bearing surface is even or slightly rugose or wrinkled. The caps are generally thin and sometimes long and narrowly obconical or funnel-shaped. A single representative species is here described.

Craterellus cornucopioides Pers.

CORNUCOPIA CRATERELLUS.

Plate 24. Figs. 7 to 10.

Pileus thin, flexible, tubiform, hollow to the base, blackish-brown, sometimes a little scaly; hymenium even or somewhat rugose-wrinkled, cinereous; stem very short, almost wanting; spores elliptical, whitish, .0005 to .0007 in. long.

The *Cornucopia craterellus*, or "Horn of plenty," is more common than attractive. It is easily recognized by its elongated tubular or narrowly trumpet-shaped cap and its dingy-gray or sooty-brown hue. It takes its name from its peculiar shape. Its flesh is quite thin, a little tough, flexible and dry. The surface of the cap is smooth or but slightly roughened, with a few obscure fibrous tufts or scales. The color varies from grayish to a dark smoky-brown or sooty hue. The

margin is sometimes erect, sometimes widely spreading and decurved like the margin of a trumpet's mouth. It is often wavy, lobed, irregular, folded or overlapping, or split. The cavity of the cap extends to the very base.

The spore-bearing surface is commonly a little paler than the upper surface and varies from ashy gray to pinkish brown or dark smoky-brown. It is generally a little uneven or rugose-wrinkled. It extends nearly or quite to the ground, the stem being very short or almost wanting.

The cap is from two to four inches long and one to two and a half broad at the top. The plants grow gregariously or in tufts in woods and shaded places. It is found especially in old roads in woods on naked soil, or on shaded banks, but sometimes it grows among fallen leaves or mosses. It may be found from July to September.

Cordier and some other French writers class this fungus among the edible species, but say that it is not very popular because of its thin flesh and dark color. Dr. Cooke admits that his first trial of this fungus was so satisfactory that he never missed an opportunity afterwards of gathering them for the table, and he says that a friend who learned of the edible qualities of this fungus from him now thinks nothing of walking six or eight miles to procure a dish of this craterellus.

Clavariæ.

Fairy Clubs.

In this family no definite cap is developed, and no definite inferior fertile surface. The plants are of upright growth, either simple or branched, and the spores are developed on the upper or exterior surface of the plant or of its branches. The edible species are found in the single genus *Clavaria*.

Clavaria Vill.

In this genus the fleshy plant is either simple or branched. When simple it is commonly slightly thickened upward, assuming a shape similar to a club, a character which has suggested the generic name. In some of the branched species the branches are very numerous and crowded and the plants have an appearance strongly suggestive of a bush in miniature. The flesh in some species is very tender and fragile.

In collecting them for eating care must be exercised to select only sound specimens, for insect larvæ usually enter the plant at or near the base, so that the branches may appear sound while the larvæ are at work below. Disappointment in the flavor will result from the use of the sound branches of such plants, for their flavor is spoiled by the presence of the larvæ in the base of the plant. No dangerous species are known in this genus, but some have a disagreeable flavor.

Tips of the branches yellow. *C. flava*.
 Tips of the branches red. *C. botrytes*.
 Tips of the branches colored like the branches *C. cristata*.

Clavaria flava *Schaff.*

PALE-YELLOW CLAVARIA.

Plate 29. Figs. 1 to 4.

Stem short, thick, white, much branched; branches terete, even, fastigiate, whitish or yellowish, the tips pale yellow; spores oblong-elliptical, yellowish, .0003 to .00045 inch long.

The Pale-yellow clavaria has a very thick but short, fleshy, white stem, which supports many smooth crowded branches. These divide and subdivide until the upper part of the plant is a dense mass of small branchlets, each one of which terminates in one to three blunt tooth-like points. The stem and branches are white or whitish, sometimes slightly tinged with yellowish hues, but the ultimate branchlets or points are a clear, pale yellow while young and fresh. When old the yellow tips are apt to fade, and then the whole plant is nearly uniformly colored. The flesh is white and its taste agreeable. The plants are from two to five inches high, and the mass of branches is nearly as broad. It grows in thin woods and open places, and may be found from July to September.

Vittadini says that this clavaria is less esteemed in Italy than the Red-tipped clavaria. Roques says it furnishes a healthful food and one easy of digestion, that it is commonly eaten in France and in great demand in Germany. My own experiments in eating it lead me to give it high commendation. Its flesh is tender and well flavored, and it seems to me nothing better could be desired by the mycophagist.

Clavaria botrytes Pers.

RED-TIPPED CLAVARIA.

Plate 39 Figs. 5 to 7.

Stem short, thick, fleshy, whitish, much branched; branches often somewhat rugose-wrinkled, repeatedly branched, the tips red; spores oblong-elliptical, .0005 to .0006 in. long.

The Red-tipped clavaria differs but little from the preceding species in size and structure, but is easily distinguished by the red tips of the branches. The color elsewhere may be whitish or yellow or pinkish. When old the tips sometimes fade, and then it is less easy to separate this species from the Pale-yellow clavaria. The branches are sometimes longitudinally wrinkled. It grows in thin woods and open places, and may be found in wet weather in July, August and September. Nearly all mycologists agree in classing this among the edible species. They ascribe to it delicious qualities and an agreeable flavor. Unfortunately, it is not very common in our State.

Clavaria cristata Pers.

CRESTED CLAVARIA.

Plate 39. Figs. 8 to 12.

Stem rather slender, even, tenacious, stuffed, branched; branches dilated above, acutely incised or crested, the tips generally becoming brown with age; spores globose or broadly elliptical, white, .00025 to .0003 in. long.

The Crested clavaria is smaller than either of the two species already described, but it is much more abundant. It is not often more than two or two and a half inches high, but it often grows in tufts as broad as they are high. It varies in color, but is commonly white or whitish. Sometimes it has a dingy look as if it had been smoked. Again it is faintly tinged with dull pink or creamy-yellow. It is easily recognized by the peculiar tips of the branches. These are rather slender and acute or pointed, and sometimes so numerous as to give a crested appearance to the apically-flattened branch they terminate. When old they usually turn brown or blackish-brown at the tips. Unusual forms of the plant occur in which these acute terminal branchlets are wanting. The branches then end abruptly in a blunt point. Perhaps these forms are referable to *C. coralloides*, but that is described as having the tips of the branches acute.

The Crested clavaria grows in woods and in open places. It is especially common in the hilly and mountainous districts of the State. It loves cool, shaded and moist places, and grows on naked soil or among mosses and sphagnum. It usually grows in groups, sometimes in lines, and it is so plentiful that it is not difficult in some localities to gather enough for the table in a short time.

Poisonous and Unwholesome Fungi.

As has already been stated, the most dangerous fungi appear to belong to the single genus *Amanita*, and probably most of the fatal accidents from mushroom poisoning are due to two or three species. The characters of the genus need not be repeated here. The prominent distinctive features of the species here described are indicated in the brief tabular statement annexed.

Cap warty, striate on the margin.....	<i>A. muscaria.</i>
Cap not warty, even on the margin.....	1
1 Remains of the membranous wrapper closely pressed to the base of the stem.....	<i>A. verna.</i>
1 Remains of the wrapper distant from the base of the stem.....	<i>A. phalloides.</i>

These plants are not ordinarily poisonous to handle, nor are they repulsive in taste or odor. They are clean and attractive in appearance, and the symptoms of poisoning that follow their use as food are slow in appearing.

On the other hand, those that are classed as unwholesome usually possess some character that may be taken as an indication of their unwholesomeness, though this is not always a sure guide to follow. Their toughness of texture, their nauseous and acrid taste, or their intolerable odor, will in most cases sound a note of warning.

A single species will here be illustrated and described as a representative of this class of fungi. It is the Bitter boletus, *Boletus felleus*.

Amanita muscaria L.

FLY AMANITA. FALSE ORANGE.

Plate 42.

Pileus warty, slightly striate on the margin; lamellæ white; stem annulate, bulbous thickened at the base where it is more or

less scaly from the fragments of the ruptured volva; spores broadly elliptical, white, .003 to .0004 inch long.

The Fly amanita is our most common poisonous species. It is also very variable in size and in the color of its cap. It is generally a most showy and attractive plant. The cap is adorned with numerous white or yellowish warts, the remains of the upper part of the wrapper. It is more or less striated on its margin, but individuals sometimes occur in which the striations are very inconspicuous or even wholly wanting. The color is bright-red, scarlet or orange in the young plant, but this nearly always fades to yellow on the margin in the mature plant. In one variety the cap is wholly yellow, and in another it is white. The fading process often goes on until the orange and yellow hues are replaced by whitish ones. The warts of the cap are sometimes washed off by heavy rains, so that it is possible to find specimens of this species without warts. The flesh is white, but except in white forms it is yellowish just under the epidermis. The gills are white, or in some cases slightly tinged with yellow. The same remark applies to the stem. This is furnished with a collar and terminates in a bulb at the base. This bulb is not broad and abrupt above as in the Poison amanita, but is gradually narrowed into the stem so that it has a somewhat ovate form. It, as well as the base of the stem, is more or less scaly from the adhering fragments of the wrapper, the remains of which do not adhere in an entire membranous sheath as in the Orange amanita and Sheathed amanita. As in other species, the stem may be either stuffed or hollow.

Cap three to eight inches broad; stem four to six inches long; one-half an inch or more in thickness.

It grows both in woods and in open places and pastures. It occurs from June till the freezing weather of October or November.

Very diverse statements concerning the properties of this fungus have been recorded. While some have attributed to it edible qualities, others have asserted that it is a most active poison and has caused numerous accidents by being confused with the Orange amanita. It is said to have caused death even when eaten in small quantities, and again it is said to have been eaten in abundance without any evil result. According to Quelet,

it acts as a cathartic if eaten in small quantity, but causes death if eaten freely. One of my own correspondents assures me that he has eaten of the yellow variety, Var. *formosa*, Fig. 6, without evil results, and that he regards it as very good. But there is no disputing the fact that the species possesses intoxicating and poisonous properties. It has long had the reputation of possessing properties fatal to flies that sip its juice. This suggests the names *muscaria*, *Fly amanita*, *Fly agaric* and *Fly killer* by which it is known. I have myself seen the cap of a single specimen surrounded by a circle of lifeless flies that had sipped the viscid juice from its moist surface and fallen victims to its virulent properties before leaving the place of their fatal repast.

Some have attempted an explanation of the contradictory statements concerning this plant by supposing that its poisonous properties are not always developed, that in some localities or under some favorable circumstances it is harmless. This explanation violates our sense of the constancy of Nature, and is not at all satisfactory. In the case of my own correspondent, the caps were peeled before cooking. May it not be that much of the noxious quality resides in the epidermis and the viscid substance upon it, and that by discarding this the dish is rendered less dangerous? In some instances may it not be true that it was eaten in too limited quantity to produce evil consequences? In some cases it is said that those who eat it freely and without harm boil it a long time in water and throw away the water. In this way, doubtless, much of the poison is abstracted. Long soaking in salt and water, also in vinegar, have been recommended as a means of rendering suspected or noxious species harmless, and may have been practiced in some of the cases in which this fungus has been eaten with impunity.* Whatever may be the explanation of the contradictory statements, the only safe way is to consider this species as deleterious and avoid its use under all circumstances. There is no need of taking any risks with suspected species, since there are so many good ones against which no charge of evil has ever been established.

* Since this was written another correspondent writes that he has eaten as many as four caps of the yellowish form of this species at one meal and without any evil consequences, and that the caps were not peeled. This makes pertinent the question, is this variety, indeed, a distinct and harmless species? It scarcely seems possible that the different experiences are explainable by reason of individual idiosyncrasy, or by variation in the properties of the plant.

It is said that some of the people of northern Asia make an intoxicating liquor of this fungus by steeping it in water.

Forms of this species occasionally occur which are wholly white or whitish. They are referable to Variety *alba*.

Amanita Frostiana, Frost's amanita, is found in more dense woods. It might easily be taken for a very small form of the Fly amanita. Its cap is only one or two inches broad, its gills and stem are often yellow, its collar is slight and often evanescent and the base of the stem is not scaly, the bulb being slightly margined by the remains of the wrapper.

Amanita verna Bull.

VERNAL AMANITA.

Plate 41. Figs. 4 to 7.

Pileus glabrous, even on the margin, white, viscid when moist; lamellæ white; stem annulate, white, floccose, stuffed or hollow, closely sheathed at the base by the remains of the membranous volva, bulbous; spores globose, .0003 inch broad.

The Vernal amanita scarcely differs from white forms of the Poison amanita except in the more persistent and more closely sheathing remains of the wrapper at the base of the stem. It is probably only a variety of that species, as most mycologists now regard it, and it should be considered quite as dangerous. I have not found it earlier than in July, although in Europe it is said to appear in spring, as its name implies.

Amanita phalloides Fr.

POISON AMANITA.

Plates 40 and 41. Figs. 1 to 3.

Pileus glabrous, even on the margin, white, greenish or brown; lamellæ white; stem annulate, abruptly bulbous at the base, the bulb slightly and loosely margined above by the remains of the volva; spores globose, white, .0003 in. broad.

The Poison amanita is very variable in the color of the cap, and yet is so definite in its structural characters that only the most careless observer would be likely to confuse it with any other species. There is, however, a sort of deceptive character about it. It is very neat and attractive in its appearance and "looks as if it might be good enough to eat." This appearance

is fortified by the absence of any decidedly unpleasant odor or taste, but let him who would eat it beware, for probably there is not a more poisonous or dangerous species in our mycological flora. To eat it is to invite death.

The cap is wholly destitute of warts and of striations on its margin. It varies in color, from white to a dark smoky-brown. In the most common form it is white or a very pale greenish-yellow, as if it was white slightly tinged with yellow or greenish yellow. I have never seen in it the decidedly green or olive-green colors which it appears often to have in Europe, and which are often indicated in figures of this species. There are two brown forms, one having the cap grayish-brown, as in figures 1 and 2, the other having it a dark smoky-brown, as shown in figures 3 to 5. The forms having a grayish or grayish-brown cap sometimes have the center of the cap darker colored or almost black. In Europe there is a white form with a black center to the cap.

The gills are persistently white. They are rather broad, rounded at the end next the stem and free from it.

The stem is white in the white-cap forms, but in those having a dark-brown cap it is usually tinged with brown, but is paler than the cap. The same is true of the collar. These dark-colored forms are more frequent in the cool woods of mountainous regions than elsewhere. When young the stem may be stuffed with a cottony pith, but it becomes hollow with age. The bulb at the base of the stem is an important character and should always be taken into consideration in the identification of the species. It is very abrupt, broad and distinct. Its breadth is often greater than its length. It is generally narrowly margined on the upper side by the remains of the wrapper. Sometimes this margin is reduced to a mere acute rim. It is distant from the stem, not closely pressed as in the Vernal amanita, and is frequently split or notched.

The cap is three to five inches broad, the stem three to six inches long and one-third to one-half an inch thick. The bulb is from one to one and a half inches broad.

The Poison amanita grows in woods, groves, open places and bushy pastures, and may be found from July to October. It is a common fungus.

I suspect that fatal cases of mushroom poisoning are especially attributable to the Vernal amanita and the white forms of the Poison amanita. But such accidents could only occur through ignorance or gross carelessness, for the distinction between these and the common mushroom is plain and unmistakable. It may be exhibited as follows:

Poison amanita. Gills *persistently white*; stem *equal to or longer* than the diameter of the cap, with a *broad distinct bulb* at the base.

Common mushroom. Gills *pink, becoming blackish-brown*; stem *shorter* than the diameter of the cap, with *no bulb* at the base.

From all forms of the edible Sheathed amanitopsis, the Poison amanita differs in its *distinctly bulbous* stem, in having a *collar* on the stem and in the *absence of striations* on the margin of the cap.

From the edible Reddish amanita, it is easily separated by the entire *absence of any reddish hues or stains* and of *warts* from its cap.

From the Smooth lepiota its distinct, *abrupt and margined* bulb at once distinguishes it.

Boletus felleus *Bull.*

BITTER BOLETUS.

Plate 43.

Pileus fleshy, convex above, glabrous or nearly so, grayish-brown, buff brown, reddish-brown or tawny, flesh white, taste bitter; tubes long, convex in the mass in mature plants, at first whitish, becoming pale flesh color; stem equal or tapering upwards, usually reticulated at the top only, rarely wholly reticulated, commonly a little paler than the pileus; spores oblong-fusiform, pinkish, .0005 to .0007 inch long.

The Bitter boletus takes its name from the bitter flavor which its flesh persistently maintains. It is a common species, and one easily recognized by its reticulated stem and flesh-colored tubes taken in connection with its bitter taste.

The cap is rather thick, dry and smooth, but quite variable in color. This is generally some shade of brown tinged with red or yellow. The flesh is white, but when cut or broken and exposed to the air it sometimes assumes a pinkish tint.

The mass of tubes is generally somewhat convex in the mature plant, though it may be plane in the young plant. This also sometimes assumes a pinkish stain where bruised.

The stem varies greatly in length and thickness, and is sometimes crooked and deformed. It is usually reticulated at the top only.

Cap one and a half to four inches broad; stem one to four inches long, one-third to two-thirds of an inch thick.

The Bitter boletus occurs in woods and in open places. A favorite place of growth is in a soil largely composed of decayed wood and other vegetable matter. It is frequently found growing about much-decayed stumps and prostrate trunks of hemlock trees. It may be found from July to September.

The taste of the flesh in this Boletus, as well as in many species of *Lactarius* and *Russula*, is an important aid in the specific identification. In tasting fungi for this purpose care should be taken to select only fresh, sound specimens, and the part tasted should not be swallowed.

LIST OF PLATES AND SPECIES.

Plate			
A	Diagrammatic representation of parts of mushrooms		
1	<i>Lycoperdon giganteum</i> <i>Batsch.</i>	Giant Puff-ball	
2	<i>L. cyathiforme</i> <i>Bosc.</i>	Cup-shaped Puff-ball	
3	{ Figs. 1 to 3	<i>Morchella esculenta</i> <i>Pers.</i>	Common Morel
	{ Figs. 4 to 7	<i>M. deliciosa</i> <i>Fr.</i>	Delicious Morel
	{ Figs. 8 to 10	<i>M. bispora</i> <i>Sor.</i>	Two-spored Morel
	{ Figs. 11 to 13	<i>M. semilibera</i> <i>DC.</i>	Half-free Morel
4	{ Figs. 1 to 4	<i>M. conica</i> <i>Pers.</i>	Conical Morel
	{ Figs. 5 to 9	<i>M. angusticeps</i> <i>Peck.</i>	Narrow-cap Morel
5	{ Figs. 1 to 8	<i>Gyromitra esculenta</i> <i>Fr.</i>	{ Esculent Gyromitra
	{ Figs. 4 to 7	<i>Helvella crispa</i> <i>Fr.</i>	{ Edible Helvella
	{ Figs. 8 to 14	<i>Mitula vitellina</i> v. <i>irregularis</i> <i>Peck.</i>	{ White Helvella Irregular Mitrula
6	<i>Agaricus campester</i> <i>L.</i>	Common Mushroom	
7	<i>A. subrufescens</i> <i>Peck.</i>	Slightly reddish Mushroom	
8	<i>A. arvensis</i> <i>Schæff.</i>	{ Field Mushroom { Horse Mushroom	
9	{ Figs. 1 to 6	<i>A. Rodmani</i> <i>Peck.</i>	Rodman's Mushroom
	{ Figs. 7 to 12	<i>A. placomyces</i> <i>Peck.</i>	Flat-cap Mushroom
10	<i>Coprinus comatus</i> <i>Fr.</i>	Shaggy Coprinus	
11	{ Figs. 1 to 6	<i>C. micaceus</i> <i>Fr.</i>	Glistening Coprinus
	{ Figs. 7 to 11	<i>C. atramentarius</i> <i>Fr.</i>	Inky Coprinus
12	<i>Cortinarius violaceus</i> <i>Fr.</i>	Violet Cortinarius	
13	{ Figs. 1 to 6	<i>C. collinitus</i> <i>Fr.</i>	Smear'd Cortinarius
	{ Figs. 7 to 14	<i>C. cinnamomeus</i> <i>Fr.</i>	Cinnamon Cortinarius
	{ Figs. 15 to 20	<i>C. cinnamomeus</i> v. <i>semisanguineus</i> <i>Fr.</i>	Half-red Cortinarius
14	{ Figs. 1 to 6	<i>Clitopilus prunulus</i> <i>Scop.</i>	Plum Clitopilus
	{ Figs. 7 to 11	<i>C. orcella</i> <i>Bull.</i>	Sweet-bread Mushroom
	{ Figs. 12 to 21	<i>Marasmius oreades</i> <i>Fr.</i>	Fairy-ring Mushroom
15	<i>Amanita caesarea</i> <i>Scop.</i>	Orange Amanita	
16	<i>A. rubescens</i> <i>Fr.</i>	Reddish Amanita	
17	<i>Amanitopsis vaginata</i> <i>Roze.</i>	Sheathed Amanitopsis	
18	<i>Lepiota procera</i> <i>Scop.</i>	{ Parasol Mushroom { Tall Lepiota	
19	<i>L. naucinoides</i> <i>Peck.</i>	Smooth Lepiota	
20	<i>Armillaria mellea</i> <i>Vahl.</i>	Honey-colored Armillaria	

Plate			
21	{ Figs. 1 to 5 Figs. 6 to 11	Tricholoma transmians Peck. T. imbricatum Fr.	Changing Tricholoma Imbricated Tricholoma
22		T. personatum Fr.	Masked Tricholoma
23	{ Figs. 1 to 7 Figs. 8 to 13	Clitocybe media Peck. C. nebularis Batsch.	Intermediate Clitocybe Clouded Clitocybe
24	{ Figs. 1 to 6 Figs. 7 to 10 Figs. 11 to 13	C. infundibuliformis Schaeff. Craterellus cornucopioides Pers. Hydnum coralloides Scop.	Funnel-form Clitocybe Cornucopia Craterellus Coral-like Hydnum
25		Clitocybe laccata Scop.	Laccate Clitocybe
26	{ Figs. 1 to 4 Figs. 5 to 9	Pleurotus ulmarius Bull. P. ostreatus Fr.	Elm Pleurotus { Oyster Pleurotus Oyster Mushroom
27		P. sapidus Kalchb.	Sapid Pleurotus
28	{ Figs. 1 to 10 Figs. 11 to 17 Figs. 18 to 23	Hygrophorus miniatus Fr. H. pratensis Fr. Paxillus involutus Fr.	Vermilion Hygrophorus Meadow Hygrophorus Involute Paxillus
29		Lactarius deliciosus Fr.	Delicious Lactarius
30		L. volemus Fr.	{ Orange Lactarius Orange-brown Lactarius
31		Russula virescens Fr.	Greenish Russula
32		Cantharellus cibarius Fr.	Chantarelle
33	{ Figs. 1 to 6 Figs. 7 to 12	Boletus subluteus Peck. B. luteus L.	Small yellowish Boletus Yellow-brown Boletus
34	{ Figs. 1 to 5 Figs. 6 to 10	B. granulatus L. B. versipellis Fr.	Granulated Boletus Orange-cap Boletus
35		B. scaber Fr.	Rough-stemmed Boletus
36	{ Figs. 1 to 7 Figs. 8 to 12	B. castaneus Bull. B. edulis Bull.	Chestnut Boletus Edible Boletus
37	{ Figr. 1 to 4 Figs. 5 to 9	Polyporus sulphureus Fr. Fistulina hepatica Fr.	Sulphury Polyporus Liver Fistulina
38		Hydnum repandum L.	Spreading Hydnum
39	{ Figs. 1 to 4 Figs. 5 to 7 Figs. 8 to 12	Clavaria flava Schaeff. C. botrytes Pers. C. cristata Pers.	Pale-yellow Clavaria Red-tipped Clavaria Crested Clavaria
40		Amanita phalloides Fr.	Poison Amanita
41	{ Figs. 1 to 3 Figs. 4 to 7	A. phalloides Fr. A. verna Bull.	Poison Amanita (Whitish) Vernal Amanita
42		A. muscaria L.	Fly Amanita
43		Boletus telus Bull.	Bitter Boletus

EXPLANATION OF PLATE A.

Fig. 1 An Amanita; *c* the *pileus* or cap; *m* the striated margin of the cap; *g* the *lamellæ* or gills; *a* the *annulus*, ring or collar; *s* the stem; *r* the *volva* or wrapper; *mc* the *mycelium* or spawn.

Fig. 2 A Boletus; *c* the cap; *p* the tubes or pores; *a* the collar; *s* the stem; *mc* the *mycelium*.

- Fig. 3 A Hydnum; *c* the cap; *t* the *aculei* or teeth; *s* the stem; *mc* the *mycelium*.
- Figs. 4 to 8 Vertical sections of caps and the upper part of their stems showing the relations of gills to stems.
- Fig. 4 Gills free from the stem; stem hollow.
- Fig. 5 Gills adnexed; stem stuffed.
- Fig. 6 Gills adnate; stem solid.
- Fig. 7 Gills emarginate, also adnate and having a decurrent tooth.
- Fig. 8 Gills decurrent.
- Fig. 9 A plant with its cap umbonate, also squamose, and its stem bulbous.
- Fig. 10 A plant with its cap umbilicate, its gills decurrent and its stem equal.
- Fig. 11 A basidium with its four spores.
- Fig. 12 An ascus containing eight spores.

PLATE 1.

LYCOPERDON GIGANTEUM *Batsch.**Giant Puff-ball.*

- Fig. 1 An immature plant; about one-half the natural size.
- " 2 A mature plant with its rind above breaking into fragments, falling away and exposing the dusty mass of spores; about half the natural size.
- " 3 Two fragments of filaments from the spore mass, magnified about 400 diameters.
- " 4 Several spores, $\times 400$.

PLATE 2.

LYCOPERDON CYATHIFORME *Bosc.**Cup-shaped Puff-ball.*

- Fig. 1 An immature plant.
- " 2 A full-grown plant with even surface.
- " 3 A full-grown plant with the surface cracked into areas or broad spot-like scales.
- " 4 A mature plant with the upper part of the rind breaking into fragments, falling away and exposing the purplish spore mass.
- " 5 The ragged cup-shaped base of an old plant after the upper part of the rind and the spore mass have been dispersed.
- " 6 Vertical section through an immature plant.
- " 7 Two fragments of filaments from the spore mass, $\times 400$.
- " 8 Seven spores, $\times 400$.

PLATE 3.

MORCHELLA ESCULENTA *Pers.**Common Morel.*

- Fig. 1 A mature plant.
- " 2 Vertical section through the center of a mature plant.
- " 3 A spore sack containing eight spores, $\times 400$.

MORCHELLA DELICIOSA Fr.

Delicious Morel.

Figs. 4 and 5 Mature plants, two forms.

" 6 Vertical section through the center of a mature plant.

" 7 A spore sack containing eight spores, $\times 400$.

MORCHELLA BISPORA Sor.

Two-spored Morel.

Fig. 8 A mature plant.

" 9 Vertical section through the center of a mature plant.

" 10 A spore sack containing two spores, $\times 400$.

MORCHELLA SEMLIBERA DC.

Half-free Morel.

Fig. 11 A mature plant.

" 12 Vertical section through the center of a mature plant.

" 13 A spore sack containing eight spores, $\times 400$.

PLATE 4.

MORCHELLA CONICA Pers.

Conical Morel.

Figs. 1 and 2 Mature plants.

" 3 Vertical section through the center of a mature plant.

" 4 A spore sack containing eight spores, $\times 400$.

MORCHELLA ANGUSTICEPS Peck.

Narrow-cap Morel.

Figs. 5, 6 and 7 Mature plants of various forms.

" 8 Vertical section through the center of a mature plant.

" 9 A spore sack containing eight spores, $\times 400$.

PLATE 5.

GYROMITRA ESCULENTA Fr.

Esculent Gyromitra. Edible Helvella.

Fig. 1 A mature plant.

" 2 Vertical section through the center of a mature plant.

" 3 A spore sack containing eight spores, $\times 400$.

HELVELLA CRISPA Fr.

Figs. 4, 5 and 6 Mature plants of various forms.

" 7 A spore sack containing eight spores, $\times 400$.

MITRULA VITELLINA Sacc. var. IRREGULARIS Peck.

Irregular Mitrula.

Figs. 8 to 13 Mature plants of various forms.

" 14 A spore sack containing eight spores, $\times 400$.

PLATE 6.

AGARICUS CAMPESTER L.

Common Mushroom.

- Fig. 1 A cluster of three young plants, in one of which the veil has just separated from the margin of the cap, thereby revealing the gills.
 " 2 and 3 Plants with their caps partly expanded and their gills yet pink-colored.
 " 4 A mature plant with its cap fully expanded and its gills blackish-brown.
 " 5 Vertical section of the cap and upper part of the stem of an immature plant.
 " 6 Vertical section of the cap and upper part of the stem of a mature plant.
 " 7 Four spores, $\times 400$.

Variety HORTENSIS.

- Fig. 8 An immature plant.
 " 9 A mature plant.
 " 10 Four spores, $\times 400$.

PLATE 7.

AGARICUS SUBREFESCENS Peck.

Slightly Reddish Mushroom.

- Fig. 1 A young plant whose veil has just separated from the margin of the cap, revealing the whitish color of the gills.
 " 2 A cluster of four plants, two young, and two older ones with the caps partly expanded and the gills yet of a pinkish hue.
 " 3 A single plant approaching maturity.
 " 4 A mature plant whose gills have assumed the blackish-brown color.
 " 5 Vertical section of the cap and upper part of the stem of a young plant.
 " 6 Vertical section of the cap and upper part of the stem of a middle-aged plant.
 " 7 Vertical section of the cap and upper part of the stem of a mature plant.
 " 8 Four spores, $\times 400$.
 " 9 Branching strings of mycelium.

PLATE 8.

AGARICUS ARVENSIS Schæff.

Field Mushroom. Horse Mushroom.

- Fig. 1 A young plant with the veil just separated from the margin of the cap.
 " 2 A plant with the cap partly expanded, showing the dingy pinkish hue of the gills.

- Fig. 3 A mature plant with the cap fully expanded and the gills of a blackish-brown color.
 " 4 Vertical section of the cap and the upper part of the stem of a young plant.
 " 5 Vertical section of the cap and upper part of the stem of a mature plant.
 " 6 Four spores, $\times 400$.

PLATE 9.

AGARICUS RODMANI Peck.

Rodman's Mushroom.

- Fig. 1 A young plant.
 " 2 A plant with the cap partly expanded, showing the pinkish color of the gills.
 " 3 A mature plant with the cap fully expanded.
 " 4 Vertical section of the cap and upper part of the stem of an immature plant.
 " 5 Vertical section of the cap and upper part of the stem of a mature plant.
 " 6 Four spores, $\times 400$.

AGARICUS PLACOMYCES Peck.

Flat-cap Mushroom.

- Fig. 7 A young plant with the veil just separated from the margin of the cap.
 " 8 A plant with the cap partly expanded.
 " 9 A mature plant with the cap fully expanded.
 " 10 Vertical section of the cap and upper part of the stem of an immature plant.
 " 11 Vertical section of the cap and upper part of the stem of a mature plant.
 " 12 Four spores, $\times 400$.

PLATE 10.

COPRINUS COMATUS Fr.

Shaggy Coprinus.

- Fig. 1 A young plant.
 " 2 and 3 Immature plants with the cap beginning to split on the margin and the gills beginning to assume the pinkish and blackish hues.
 " 4 A mature plant with the margin of the cap much split and recurved and the gills blackened, deliquescent and dripping with an inky fluid.
 " 5 Vertical section of the cap and upper part of the stem of a young plant.
 " 6 Vertical section of the cap and upper part of the stem of a plant approaching maturity.
 " 7 Four spores, $\times 400$.

PLATE 11.

COPRINUS MICACEUS Fr.

Glistening Coprinus.

- Fig. 1 A cluster of seven immature plants.
 " 2 A mature plant showing the blackened gills.
 " 3 A mature plant with the margin of the cap split and somewhat recurved.
 " 4 Vertical section of the cap and upper part of the stem of an immature plant.
 " 5 Vertical section of the cap and upper part of the stem of a mature plant, the blackened deliquescent gills dripping with an inky fluid.
 " 6 Four spores, $\times 400$.

COPRINUS ATRAMENTARIUS Fr.

Inky Coprinus.

- Fig. 7 A cluster of four plants, one of them young.
 " 8 A mature plant.
 " 9 Vertical section of the cap and upper part of the stem of an immature plant.
 " 10 Vertical section of the cap and upper part of the stem of a mature plant, showing the blackened dripping gills.
 " 11 Four spores, $\times 400$.

PLATE 12.

CORTINARIUS VIOLACEUS Fr.

Violet Cortinarius.

- Fig. 1 A young plant.
 " 2 A plant with the cap partly expanded.
 " 3 A plant with the cap partly expanded, showing the color of the gills.
 " 4 A plant with the cap fully expanded.
 " 5 Vertical section of a cap and the upper part of the stem of an immature plant.
 " 6 Vertical section of the cap and upper part of the stem of a mature plant.
 " 7 Four spores, $\times 400$.

PLATE 13.

CORTINARIUS COLLINITUS Fr.

Smear'd Cortinarius.

- Fig. 1 A young plant showing the webby veil.
 " 2 and 3 Immature plants showing the color of the young gills.
 " 4 A mature plant with the cap fully expanded.
 " 5 Vertical section of the cap and upper part of the stem of a mature plant.
 " 6 Four spores, $\times 400$.

CORTINARIUS CINNAMOMEUS *Fr.**Cinnamon Cortinarius.*

- Fig. 7 A young plant showing the webby veil.
 " 8, 9 and 10 Immature plants showing the color of the young gills.
 " 11 and 12 Mature plants showing the color of the mature gills.
 " 13 Vertical section of the cap and upper part of the stem of a mature plant.
 " 14 Four spores, $\times 400$.

Variety SEMISANGUINEUS *Fr.**Half-red Cortinarius.*

- Fig. 15 A young plant showing the webby veil.
 " 16 and 17 Immature plants showing the color of the young gills.
 " 18 A mature plant showing the color of the mature gills.
 " 19 Vertical section of the cap and upper part of the stem of a matured plant.
 " 20 Four spores, $\times 400$.

PLATE 14.

CLITOPILUS PRUNULUS *Scop.**Plum Clitopilus*

- Fig. 1 A young plant.
 " 2 and 3 Mature plants, one having the margin of the cap wavy or irregular.
 " 4 Vertical section of the cap and upper part of the stem of a young plant.
 " 5 Vertical section of the cap and upper part of the stem of a mature plant.
 " 6 Four spores, $\times 400$.

CLITOPILUS ORCELLA *Bull.**Sweet-bread Mushroom.*

- Fig. 7 A young plant.
 " 8 and 9 Mature plants.
 " 10 Vertical section of the cap and upper part of the stem of a mature plant.
 " 11 Four spores, $\times 400$.

MARASMIUS OREADES *Fr.**Fairy-ring Mushroom.*

- Fig. 12 A plant showing slight striations on the margin of the cap.
 " 12, 13, 14 and 15 Plants showing the usual color when fresh and moist.
 " 16 and 17 Plants showing the usual color after the evaporation of the moisture.
 " 18, 19 and 20 Vertical sections of the caps and upper part of the stems of three plants of different forms or stages of development.
 " 21 Four spores, $\times 400$.

PLATE 15.

AMANITA CESAREA Scop.

Orange Amanita.

- Figs. 1 and 2 Two young plants just emerged from the wrapper.
 " 3 and 4 Immature plants with the caps partly expanded.
 " 5 A mature plant with the cap fully expanded and its margin faded to a yellow color.
 " 6 Vertical section of a cap and the upper part of its stem showing the color of the flesh and gills and the cavity in the stem.
 " 7 Four spores, $\times 400$.

PLATE 16.

AMANITA RUBESCENS Fr.

Reddish Amanita.

- Fig. 1 A young plant.
 " 2 A plant with the cap partly expanded.
 " 3 A plant with the cap fully expanded and with reddish stains on the gills indicating places where they have been bruised or wounded.
 " 4 Vertical section of a cap and the upper part of its stem.
 " 5 A plant from whose cap the warts have disappeared.
 " 6 A plant from whose cap the warts have mostly disappeared and on the margin of which are slight striations.
 " 7 Vertical section through the center of a plant.
 8 Four spores, $\times 400$.

PLATE 17.

AMANITOPSIS VAGINATA Toze.

Sheathed Amanitopsis.

Variety FULVA (Shoff.)

- Fig. 1 A young plant.
 " 2 and 3 Plants with the cap partly expanded, one having an umbo on the cap and the tawny tint to the wrapper.
 " 4 A plant with the cap fully expanded and darker colored in the center.
 Variety LIVIDA (Pers.)
 " 5 A young plant with two fragments of the wrapper adhering to the cap.
 " 6 A plant with the cap partly expanded.
 " 7 A plant with an umbonate cap fully expanded.
 " 8 Vertical section of a cap and the upper part of its stem.
 " 9 Four spores, $\times 400$.

PLATE 18.

LEPIOTA PROCERA Scop.

Parasol Mushroom. Tall Lepiota.

- Fig. 1 A young plant.
 " 2 A mature plant.
 " 3 A smaller mature plant with unspotted stem.
 " 4 Vertical section of a cap and the upper part of its stem.
 " 5 Four spores, $\times 400$.

PLATE 19.

LEPIOTA NAUCINOIDES Peck.

Smooth Lepiota.

- Fig. 1 A young plant.
 " 2 and 3 Plants with the cap partly expanded.
 " 4 A plant with the central part of the cap tinged with yellow.
 " 5 A plant with the cap fully expanded and centrally tinged with a smoky-brown hue.
 " 6 Vertical section of a cap and the upper part of its stem.
 " 7 Four spores, $\times 400$.

PLATE 20.

ARMILLARIA MELLEAE Vall.

Honey-colored Armillaria.

- Fig. 1 A young plant growing on decaying wood.
 " 2 A cluster of five plants, one of them quite young and having its gills concealed by the veil.
 " 3 A mature plant with the cap striated on the margin and centrally darker colored.
 " 4 A mature plant with the cap brown and striated on the margin.
 " 5 Vertical section of a cap and the upper part of its stem.
 " 6 Four spores, $\times 400$.

Variety GLABRA Gill.

- Fig. 7 A plant with the cap glabrous and yellowish.
 " 8 Vertical section of the cap and upper part of the stem of a mature plant.

PLATE 21.

TRICHOLOMA TRANSMUTANS Peck.

Changing Tricholoma.

- Fig. 1 A young plant.
 " 2 A plant with the cap partly expanded.
 " 3 A cluster of two young plants and one mature plant, the latter showing the gills spotted with reddish-brown.
 " 4 Vertical section of a cap and the upper part of its stem.
 " 5 Four spores, $\times 400$.

TRICHOLOMA IMBRICATUM Fr.

Imbricated Tricholoma.

- Fig. 6 A young plant.
 " 7 A plant with the cap partly expanded.
 " 8 A mature plant showing spots on the gills.
 " 9 Vertical section of the cap and upper part of the stem of a young plant.
 " 10 Vertical section of the cap and upper part of the stem of a mature plant.
 " 11 Four spores, $\times 400$.

PLATE 22.

TRICHOLOMA PERSONATUM Fr.

Masked Tricholoma.

- Fig. 1 A young plant.
 " 2 A plant with the cap partly expanded.
 " 3 A plant with the cap fully expanded.
 " 4 Vertical section of the cap and upper part of the stem of a young plant.
 " 5 Vertical section of the cap and upper part of the stem of a mature plant.
 " 6 Four spores, $\times 400$.

Variety BULBOSUM Peck.

- Fig. 7 A plant with the cap partly expanded.
 " 8 A plant with the cap fully expanded.

PLATE 23.

CLITOCYBE MEDIA Peck.

Intermediate Clitocybe.

- Fig. 1 A young plant.
 " 2 A plant with the cap partly expanded.
 " 3 and 4 Mature plants.
 " 5 Vertical section of the cap and upper part of the stem of an immature plant.
 " 6 Vertical section of the cap and upper part of the stem of a mature plant.
 " 7 Four spores, $\times 400$.

CLITOCYBE NEBULARIS Batsch.

Clouded Clitocybe.

- Fig. 8 A young plant.
 " 9 An immature plant.
 " 10 A mature plant.
 " 11 Vertical section of the cap and upper part of the stem of an immature plant.
 " 12 Vertical section of the cap and stem of a mature plant.
 " 13 Four spores, $\times 400$.

PLATE 24.

CLITOCYBE INFUNDIBULIFORMIS Scharff.

Funnel-form Clitocybe.

- Fig. 1 A young plant.
 " 2 and 3 Mature plants, one showing more fully the upper surface of the cap.
 " 4 A mature plant with a wavy margin to the cap.
 " 5 Vertical section through the center of a mature plant.
 " 6 Four spores, $\times 400$.

CRATERELLUS CORNUCOPIOIDES Pers.

Cornucopia Craterellus.

- Fig. 7 A cluster of three plants of different degrees of development.
 " 8 A single mature plant.
 " 9 Vertical section of a small plant.
 " 10 Four spores, $\times 400$.

HYDNUM CORALLOIDES Scop.

Coral-like Hydnium.

- Fig. 11 A plant growing from a piece of wood.
 " 12 A branch with its branchlets and spines.
 " 13 Four spores, $\times 400$.

PLATE 25.

CLITOCYBE LACCATA Scop.

Laccate Clitocybe.

- Figs. 1, 2 and 3 Plants showing the usual color when fresh and moist.
 " 4 and 5 Plants showing the paler color of the caps when dry.
 " 6 and 7 Vertical section of the cap and upper part of the stems of two plants of different form.
 " 8 Four spores, $\times 400$.
 " 9 and 10 Two plants of a larger form, their caps yet fresh and moist.
 " 11 A plant from whose cap the moisture has evaporated.
 " 12 Vertical section of a cap and the upper part of its stem.
 " 13 Four spores, $\times 400$.

Variety STRIATULA Peck.

- Figs. 14, 15 and 16 Three plants whose caps are yet moist and show the marginal striations.
 " 17 A plant whose cap is dry and paler.
 " 18 Four spores, $\times 400$.

Variety PALLIDIFOLIA Peck.

- Figs. 19 and 20 Plants whose caps are yet moist.
 " 21 A plant whose cap is dry and paler.
 " 22 Vertical section of a cap and the upper part of its stem.

Variety AMETHYSTINA Bolt.

- Figs. 23, 24 and 25 Three plants with their caps yet fresh and moist.
 " 26 A plant whose cap is dry and paler.
 " 27 Four spores, $\times 400$.

PLATE 26.

PLEUROTUS ULMARIUS Bull.

Ulm Pleurotus.

- Fig. 1 An immature plant.
 " 2 A mature plant showing the central coloration and spotting sometimes seen on the cap.

- Fig. 3 Vertical section of the cap and upper part of the stem of a mature plant.
 " 4 Four spores, $\times 400$.

PLEUROTUS OSTREATUS *Fr.*

Oyster Pleurotus.

- Fig. 5 A cluster of plants growing from decaying wood.
 " 6 A plant showing the upper surface of the cap.
 " 7 A plant showing the lower surface of the cap.
 " 8 Vertical section of a plant.
 " 9 Four spores, $\times 400$.

PLATE 27.

PLEUROTUS SAPIDUS *Kalchb.*

Sapid Pleurotus.

- Fig. 1 A cluster of three plants growing from decaying wood.
 " 2 A cluster of four plants branching from a common base.
 " 3 A plant of reddish-brown color showing the upper surface of the cap.
 " 4 A plant showing the lower surface of the cap.
 " 5 A small pale plant with a lateral stem, the upper surface shown.
 " 6 Vertical section of a plant.
 " 7 Vertical section of a cluster of three plants.
 " 8 Four spores, $\times 400$.
 " 9 Color of the spores as seen in a mass on white paper.

PLATE 28.

HYGROPHORUS MINIATUS *Fr.*

Vermilion Hygrophorus.

- Fig. 1 A young plant.
 " 2, 3 and 4 Various forms of mature plants.
 " 5 A cluster of four plants.
 " 6 Vertical section of the cap and upper part of the stem of a small plant.
 " 7 Vertical section of the cap and upper part of the stem of a larger plant with a hollow stem.
 " 8 Four spores, $\times 400$.

Variety LUTESCENS *Peck*

- Fig. 9 A young plant.
 " 10 A mature plant.

HYGROPHORUS PRATENSIS *Fr.*

Meadow Hygrophorus.

- Fig. 11 A young plant.
 " 12, 13 and 14 Forms of mature plants.
 " 15 and 16 Vertical sections of different forms of mature plants.
 " 17 Four spores, $\times 400$.

PAXILLUS INVOLUTUS *Fr.**Involute Paxillus.*

- Fig. 18 A young plant.
 " 19 An immature plant showing the involute margin of the cap.
 " 20 A mature plant showing spots on the stem and gills where they have been bruised.
 " 21 A plant with an eccentric stem.
 " 22 Vertical section through the center of a plant.
 " 23 Four spores, $\times 400$.

PLATE 29.

LACTARIUS DELICIOSUS *Fr.**Delicious Lactarius.*

- Fig. 1 A young plant.
 " 2 A plant with the cap partly expanded.
 " 3 A plant with the cap fully expanded and somewhat funnel-shaped, the gills wounded at 3a.
 " 4 An old plant faded and tinged with green.
 " 5 Part of a vertical section through the center of the cap and upper part of the stem of a mature plant, showing the orange-colored juice oozing from a wound in the gill at 5a.
 " 6 Four spores, $\times 400$.

PLATE 30.

LACTARIUS VOLEMUS *Fr.**Orange Lactarius.*

- Fig. 1 A young plant.
 " 2 A plant having a small umbo in the center of the cap.
 " 3 A plant with a broadly convex cap.
 " 4 A plant with the cap somewhat funnel-shaped.
 " 5 A large plant with the cap broadly funnel-shaped, and the gills wounded, discolored and dripping the white milk at 5a.
 " 6 A plant with the margin of the cap corrugated or wrinkled on its surface.
 " 7 Vertical section of the cap and upper part of the stem of a small plant, a drop of the white juice issuing from a wound in the gill at 7a.
 " 8 Four spores, $\times 400$.

PLATE 31.

RUSSULA VIRESCENS *Fr.**Greenish Russula.*

- Fig. 1 A young plant.
 " 2 A plant with the cap partly expanded.
 " 3 and 4 Two plants with the caps slightly striate on the margin, one mature and the cap fully expanded.
 " 5 A mature plant with the cap fully expanded, split in two places on the margin and yellowish-green in the center.
 " 6 Vertical section of the cap and upper part of the stem of a plant whose cap is convex.
 " 7 Vertical section of the cap and upper part of the stem of a plant whose cap is centrally depressed.
 " 8 Four spores, $\times 400$.

PLATE 32.

CANTHARELLUS CIBARIUS Fr.

Chanterelle.

- Figs. 1, 2, 3, 4 and 5 Plants of various sizes and shapes.
 " 6 A plant with the margin of the cap wavy.
 " 7 A stout plant with the cap somewhat funnel-shaped.
 " 8 Vertical section through the center of a plant.
 " 9 Four spores, $\times 400$.

PLATE 33.

BOLETUS SUBLUTEUS Peck.

Small yellowish Boletus.

- Fig. 1 A young plant with the tubes or hymenium yet concealed by the veil.
 " 2 An immature plant showing the yellow color of the tubes.
 " 3 and 4 Mature plants showing the ochraceous color of the tubes.
 " 5 Vertical section of the cap and upper part of the stem of a mature plant.
 " 6 Four spores, $\times 400$.

BOLETUS LUTEUS L.

Yellowish-brown Boletus.

- Fig. 7 A young plant with the tubes yet concealed by the veil.
 " 8 A plant whose veil has just separated from the margin of the cap.
 " 9 and 10 Mature plants.
 " 11 Vertical section of the cap and upper part of the stem of a mature plant.
 " 12 Four spores, $\times 400$.

PLATE 34.

BOLETUS GRANULATUS L.

Granulated Boletus.

- Fig. 1 A young plant.
 " 2 and 3 Mature plants differing in the shape and color of the caps
 " 4 Vertical section of the cap and upper part of the stem of a mature plant.
 " 5 Four spores, $\times 400$.

BOLETUS VERSIPELLIS Fr.

Orange-cap Boletus.

- Fig. 6 A young plant.
 " 7 A plant with the dots on the stem of the same color as the cap.
 " 8 A plant with the dots on the stem of different colors.
 " 9 Vertical section of the cap and upper part of the stem of a mature plant.
 " 10 Four spores, $\times 400$.

PLATE 35.

BOLETUS SCABER Fr.

Rough-stemmed Boletus.

- Figs. 1 and 2 Young plants with differently colored caps.
 " 3 A plant with a white cap.
 " 4 A mature plant having a reddish cap.

- Fig. 5 An immature plant having an ash-colored cap.
 " 6 A mature plant with a blackish-brown cap.
 " 7 A plant with a brown cap.
 " 8 Vertical section of the cap and upper part of the stem of a plant.
 " 9 Four spores, $\times 400$.

PLATE 36.

BOLETUS CASTANEUS *Bull.**Chestnut Boletus.*

- Fig. 1 A young plant showing the whitish tubes.
 " 2 and 3 Mature plants.
 " 4 A mature plant with the margin of the cap slightly curved upwards.
 " 5 Vertical section through the center of a young plant.
 " 6 Vertical section through the center of a mature plant.
 " 7 Four spores, $\times 400$.

BOLETUS EDULIS *Bull.**Edible Boletus.*

- Fig. 8 A young plant showing the white tubes.
 " 9 A mature plant of small size.
 " 10 A mature plant of medium size.
 " 11 Vertical section of the cap and upper part of the stem of a mature plant.
 " 12 Four spores, $\times 400$.

PLATE 37.

POLYPORUS SULPHUREUS *Fr.**Sulphury Polyporus.*

- Fig. 1 A cluster of four plants growing from decaying wood.
 " 2 A single plant showing the upper surface of the cap and the yellow freshly grown margin.
 " 3 Vertical section of a plant.
 " 4 Four spores, $\times 400$.

FISTULINA HEPATICA *Fr.**Liver Fistulina.*

- Fig. 5 A plant showing the upper surface of the cap.
 " 6 A plant showing the lower surface of the cap.
 " 7 Lateral view of a plant growing from decayed wood.
 " 8 Vertical section of a plant showing reddish streaks in the flesh.
 " 9 Four spores, $\times 400$.

PLATE 38.

HYDNUM REPANDUM *L.**Spreading Hydnum.*

- Figs. 1 and 3 Plants whose caps are of a pale color.
 " 2 and 4 Plants whose caps are of a reddish color.
 " 5 Vertical section of the cap and upper part of the stem of a plant.
 " 6 Four spores, $\times 400$.

Variety *RUFESCENS* (Pers.)

- Fig. 7 A plant whose cap is somewhat wavy on the margin.
 " 8 A plant whose cap is more regular.
 " 9 Vertical section of the cap and upper part of the stem of a plant.
 " 10 Four spores, $\times 400$.

PLATE 39.

CLAVARIA FLAVA *Schaff.**Pale-yellow Clavaria.*

- Fig. 1 A young plant.
 " 2 A full-grown plant.
 " 3 One of the principal branches with its branchlets.
 " 4 Four spores, $\times 400$,

CLAVARIA BOTRYTES *Pers.**Red-tipped Clavaria.*

- Fig. 5 A young plant.
 " 6 A full-grown plant.
 " 7 Four spores, $\times 400$.

CLAVARIA CRISTATA *Pers.**Crested Clavaria.*

- Figs. 8 and 9 Plants with few branches.
 " 10 A plant with many branches and a dingy whitish color.
 " 11 A mature plant in which the tips of the branches have assumed a brown color.
 " 12 Four spores, $\times 400$.

PLATE 40.

AMANITA PHALLOIDES *Fr.**Poison Amanita.*

- Fig. 1 A young plant with the cap slightly expanded, and of a grayish-brown color.
 " 2 A mature plant with the grayish-brown cap fully expanded and blackish-brown in the center.
 " 3 A very young plant just bursting from its wrapper, two fragments of which still adhere to the cap.
 " 4 A plant with its blackish-brown cap partly expanded.
 " 5 A mature plant with its blackish-brown cap fully expanded.
 " 6 Vertical section through the center of an immature plant.
 " 7 Vertical section of the cap and upper part of the stem of a mature plant.
 " 8 Four spores, $\times 400$.

PLATE 41.

AMANITA PHALLOIDES *Fr.**Poison Amanita.*

- Fig. 1 A plant with its whitish cap partly expanded.
 " 2 A plant with its whitish cap fully expanded.
 " 3 Vertical section through the center of a mature plant.

AMANITA VERNA Fr.

Vernal Amanita.

- Fig. 4 A young plant just emerging from its wrapper.
 " 5 An immature plant with the cap slightly expanded.
 " 6 A mature plant with the cap fully expanded.
 " 7 Four spores, $\times 400$.

PLATE 42.

AMANITA MUSCARIA L.

Fly Amanita.

- Fig. 1 A young plant just breaking from its wrapper.
 " 2 A plant with its red cap partly expanded.
 " 3 A mature plant with its cap fully expanded and faded to yellow on the striated margin.
 " 4 Vertical section of a part of the cap and upper part of the stem of a mature plant.
 " 5 Four spores, $\times 400$.

Variety FORMOSA Fr.

- Fig. 6 A plant with its yellow cap partly expanded.

PLATE 43.

BOLETUS FELLEUS Bull.

Bitter Boletus.

- Fig. 1 A young plant.
 " 2 A young plant showing the color of the young tubes.
 " 3 and 4 Mature plants with stems of different shapes.
 " 5 A mature plant with the stem reticulated to the base.
 " 6 Vertical section of the cap and upper part of the stem of a mature plant.
 " 7 Four spores, $\times 400$.

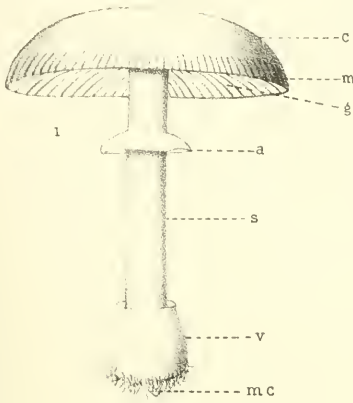
INDEX.

(Synonyms are in *italics*.)

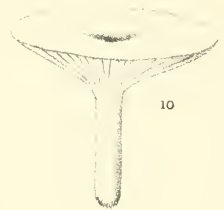
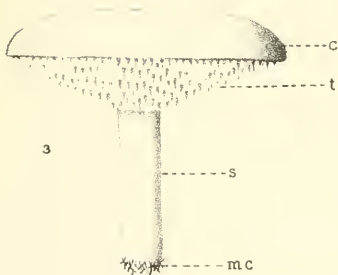
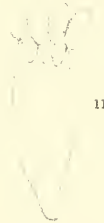
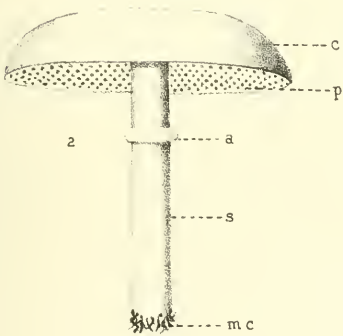
	PAGE.	Carex — (<i>Continued</i>).	PAGE.
Agaricines.....	132	Baileyi.....	93
Agaricus.....	133	<i>Barratii</i>	56
arvensis.....	140	blanda.....	68
campester.....	134	bromoides.....	47
placomycetes.....	142	bullata.....	102
Rodmanii.....	137	<i>Buxbomii</i>	57
subrufescens.....	138	canescens.....	36
Amanita.....	155	capillaris.....	73
caesarea.....	155	Careyana.....	71
muscaria.....	212	castanea.....	83
jhalloides.....	215	cephalocidea.....	32
rubescens.....	157	cephalophora.....	32
verna.....	215	chordophiza.....	28
Amanitopsis.....	159	Collinsii.....	97
<i>fulva</i>	160	<i>communis</i>	77
<i>fungites</i>	160	comosa.....	90
<i>livida</i>	160	conoidea.....	63
<i>spadicea</i>	160	Crawei.....	61
<i>vaginata</i>	159	crinita.....	54
Armillaria mellea.....	164	cristata.....	41
Aster cordifolius.....	17	Davisi.....	60
laevis.....	17	debilis.....	82
longifolius.....	17	decomposita.....	29
paniculatus.....	17	delexa.....	79
ptarmicoides.....	17	Deweyana.....	36
Bidena connata.....	18	digitalis.....	70
Boletus.....	194	<i>disticha</i>	47
castanea.....	201	<i>dwarfolia</i>	49
edulia.....	200	eburnea.....	73
felleus.....	217	Emmonsii.....	77
granulatus.....	196	exilis.....	38
luteus.....	195	extensa.....	100
scaber.....	199	filiformis.....	85
subluteus.....	196	flava.....	98
versipellis.....	198	<i>flexilis</i>	84
Cantharellus cibarius.....	190	fœnea.....	43
Carex.....	21	folliculata.....	97
æstivalis.....	58	formosa.....	60
aiata.....	45	fusca.....	57
albolutescens.....	43	glabra.....	83
albursina.....	68	glaucoidea.....	64
alopecoidea.....	31	gracillima.....	59
aperta.....	52	granularis.....	60
aquatilis.....	52	Grayii.....	95
arctata.....	82	grisea.....	65
aristata.....	89	gynandra.....	54
<i>Asa-Grayi</i>	96	gynocrales.....	49
aurea.....	64	hirta.....	88
Backii.....	49	Hitchcockiana.....	66


Carex — (Continued).	PAGE.	Carex — (Continued).	PAGE.
Houghtonii.....	87	sterilis.....	38
hystricina.....	91	Stuedelii.....	49
interior.....	39	stipata.....	30
intumescens.....	96	straminea.....	44
Jamesii.....	49	striata.....	67
<i>Kniekeorumii</i>	82	stricta.....	52
laevis.....	88	stylotexa.....	67
lanuginosa.....	85	subulata.....	93
laxi-culmis.....	70	<i>Sullivantii</i>	59
laxiflora.....	67	synchocephala.....	46
lenticularis.....	51	tenella.....	27
limosa.....	56	tenera.....	45
litoralis.....	II, 55	tentaculata.....	92
livida.....	61	tenuiflora.....	36
longirostris.....	104	teretiusecula.....	23
lupuliformis.....	94	tetanica.....	62
lupulina.....	94	torta.....	53
lurida.....	92	tribuloidea.....	41
Magellanica.....	55	triceps.....	57
Michauxiana.....	27	trichocarpa.....	89
<i>Mitchamii</i>	97	trisperma.....	35
mitacea.....	82	Tuckermanni.....	102
mirabilis.....	46	umbellata.....	75
monilo.....	108	utriculata.....	103
<i>monosperma</i> Novae-Angliae.....	50	vaginata.....	63
OEleri.....	99	varia.....	77
oligocarpa.....	65	vestita.....	56
oligosperma.....	98	virescens.....	58
palescens.....	63	vulpinoides.....	29
paniculiflora.....	48	Willdenovii.....	49
Peckii.....	79	Cladospodium carpopodium.....	15
<i>pedicellata</i>	77	Clavaria.....	209
pedunculata.....	72	botrytes.....	211
Pennsylvanica.....	75	cristata.....	211
plantaginea.....	72	flava.....	210
platyphylla.....	71	Clavariaceae.....	209
polymorpha.....	86	Clitocybe.....	172
polytrichoides.....	48	infundibuliformis.....	174
praenina.....	51	media.....	173
Pseudo-Cyperus.....	93	nebularis.....	172
pubescens.....	80	Clitopilus.....	152
retro-curva.....	70	orella.....	153
retroflexa.....	34	prunellus.....	152
retrorsa.....	101	Coniothecium Rubi.....	15
Richardsonii.....	80	Coprinus.....	143
rigida.....	50	atramentarius.....	144
riparia.....	88	comatus.....	143
rosea.....	34	micaceus.....	145
rostrata.....	97	Cortinarius.....	147
<i>Saltuensis</i>	62	cinnamomeus.....	149
Sartwellii.....	47	collinitus.....	149
scabrata.....	84	rimosus.....	12
Schweinitzii.....	104	violaceus.....	143
scrupulosa.....	74	Craterellus.....	190
scoparia.....	42	cornuceptoides.....	190
seorsa.....	47	Cucurbitaria Comptonia.....	17
siccata.....	44	Cylindrosporium Padi.....	15
silicea.....	44	Dendryphium nodulosum.....	15
sparganoides.....	31		
squarrosa.....	100		

	PAGE.	Morchella — (Continued).	PAGE.
Diaporthe robusta	16	delleciosa	125
Discomycetes	122	esculenta	124
Eupatorium perfoliatum	17	hybrida	126
Fistulina hepatica	204	semilibera	126
Gasteromyces	119	Muhlenbergia sobolifera	19
Geoglossum	131	Ochrosporeæ	147
irregularis	131	Ovularia declivens	15
vitellinum	131	Panicum capillare	19
Glyphidus nigricans	12	Paxillus involutus	150
Gyromitra esculenta	128	Pleurotus	177
Habelema Coleini	19	ostreatus	160
Helvella crispata	129	sapidus	179
Hesperis matronalis	17	ulmarius	177
Hydnum	205	Polygonum Douglassii	18
coralloides	207	nodosum	19
repandum	206	Polyporeæ	164
rufescens	209	Polyporus sulphureus	203
scabripes	19	Poria attenuata	20
Hygrophorus	181	Potamogeton heterophyllus	16
miliatus	181	Radulum molare	18
pratensis	181	Rhodosporeæ	151
Hymenomyces	131	Rosa blanda	17
Inocyba subtomentosa	11	Russula virescens	169
Lactarius	184	Senecio Robbinsii	18
delleciosus	185	Septoria centaureicola	14
volemus	186	Cucurbitacearum	20
Leptota	160	Dentarie	20
naucinoïdes	162	Disvariateæ	14
procera	161	Sphaerella rubina	16
Leucosporie	153	Sphaeropsis ulmicola	14
Lycoperdon	119	Stachys palustris	208
cyathiforme	121	Thelphorææ	168
giganteum	121	Thymus Serpyllum	18
Lycopodium clavatum	19	Tolyposporium bullatum	14
Marasmius oreades	192	Tricholoma	163
Melanospore	133	Imbricatum	163
Mitrella vitellina	130	personatum	170
Morchella	123	terreum	19
angusticeps	125	transmutans	168
bispora	126	Vernicularia Hepaticæ	13
conioa	124	Schonoprasii	14
		Volvaria Peckii	11



12





C. H. PECK, DEL.

C. FAUSEL, LITH.

LYCOPERDON CICANTEUM BATSCH
GIANT PUFF-BALL. (FIGS. 1 & 2 ONE-HALF NATURAL SIZE)



H. PEGG, DEL.

C. FAUSEL, LITH.

LYCOPERDON CYATHIFORME Bosc
CUP SHAPED PUFF-BALL



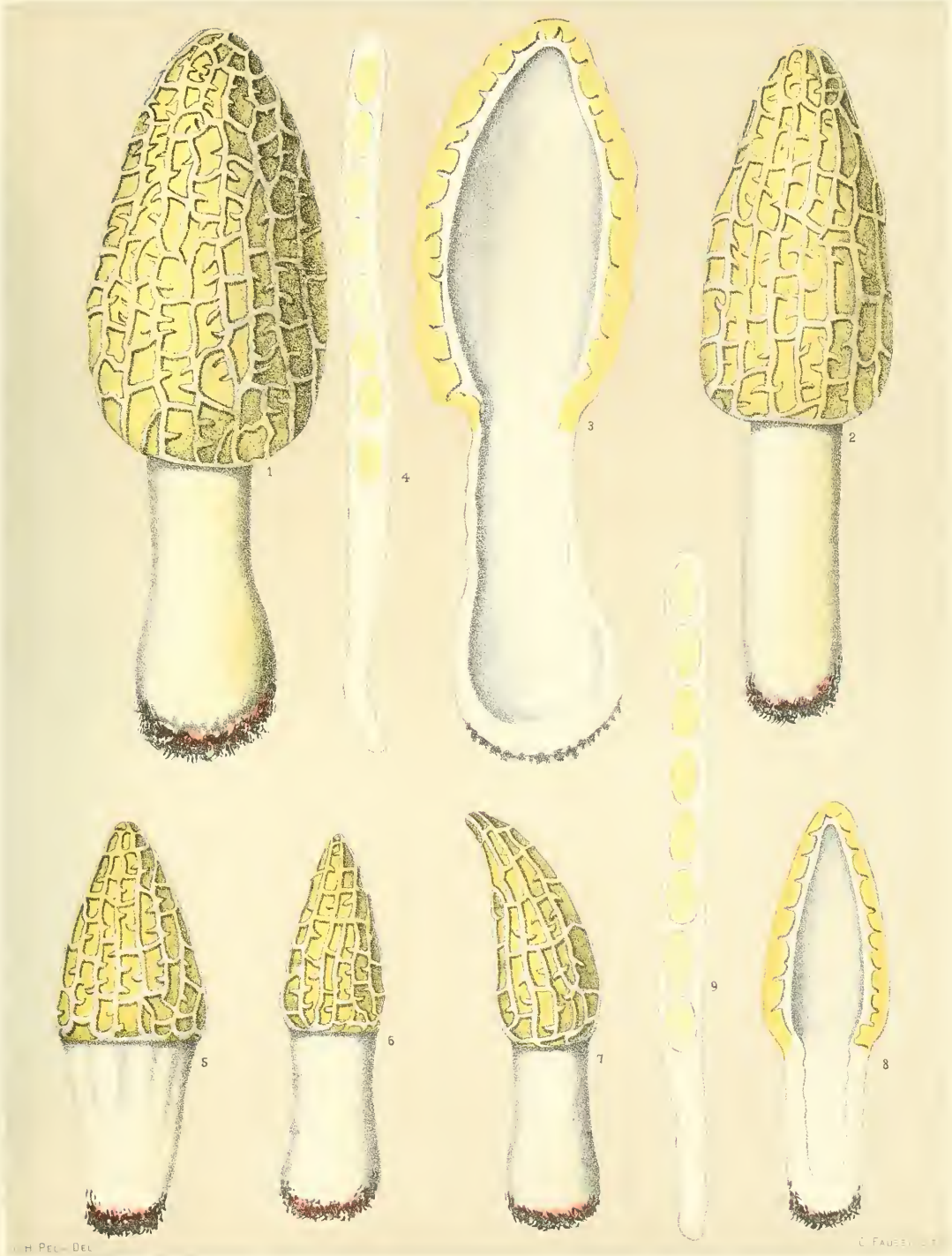
FIGS. 1 TO 3 **MORCHELLA ESCULENTA** PERS.

COMMON MOREL

FIGS. 8 TO 10 **MORCHELLA BISPORA** SOR.
TWO-SPORED MOREL

FIGS. 4 TO 7 **MORCHELLA DELICIOSA** FR.
DELICIOUS MOREL

FIGS. 11 TO 13 **MORCHELLA SEMILIBERA** FR.
HALF-FREE MOREL



H. PELL - DEL.

C. FAUPEL - LIT.

FIGS. 1 TO 4 **MORCHELLA CONICA** Pers.
CONICAL MOREL

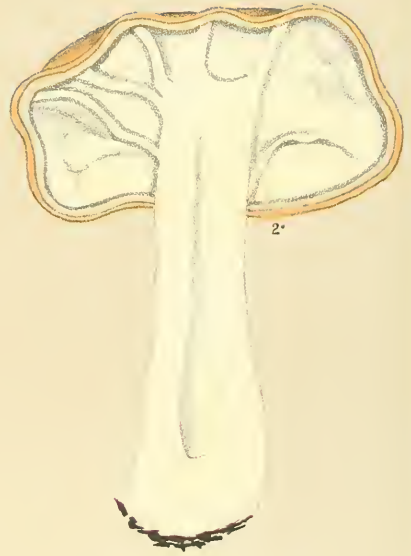
FIGS. 5 TO 9 **MORCHELLA ANCUSTICEPS** Peck.
NARROW-CAP MOREL



1



3



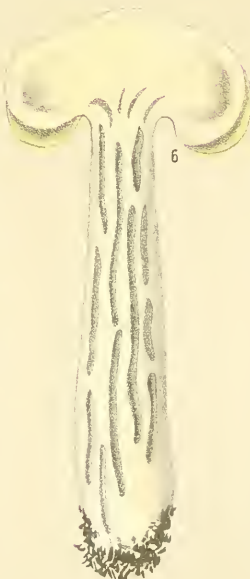
2'



4



7



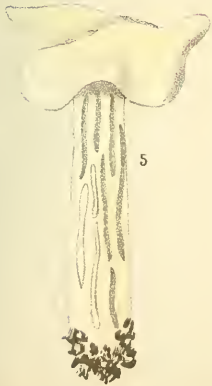
6




8



9



5




14



10



11



12



13


L. H. PECK, DEL.

C. FAUPEL, III

FIGS. 1 TO 3 *GYROMITRA ESCULENTA* FR.
ESCULENT GYROMITRA. EDIBLE HELVELLA.

FIGS. 4 TO 7. *HELVELLA CRISPA* FR.
WHITE HELVELLA

FIGS. 8 TO 14 *MITRULA VITELLINA* SACC VAR. *IRREGULARIS* PECK
IRREGULAR MITRULA



C. H. PECK, DEL.

C. FAUSEL, LITH.

AGARICUS CAMPESTER L.
COMMON MUSHROOM.



C. H. REINHOLD DEL.

C. FAUSEL LITH.

ACARICUS SUBRUFESCENS Peck
SLIGHTLY REDDISH MUSHROOM.



H. H. PECK, DEL.

C. FAUSEL, LITH.

AGARICUS ARVENSIS SCHAEFF
HORSE MUSHROOM



FIGS. 1 TO 5 *ACARICUS RODMANI* PECK
RODMAN'S MUSHROOM

FIGS. 7 TO 12 *ACARICUS PLACOMYCES* PECK
FLAT-CAP MUSHROOM



L. H. PECK DEL.

E. FAUSEL LITH.

COPRINUS COMATUS FR.
SHAGGY COPRINUS



C. H. PECK, DEL.

C. H. PECK, DEL.

FIGS. 1 TO 6 *COPRINUS MICACEUS* FR.
GLISTENING COPRINUS

FIGS. 7 TO 11 *COPRINUS ATRAMENTARIUS* FR.
INKY COPRINUS



C. H. PECK, DEL.

C. FAUSEL, LITH.

CORTINARIUS VIOLACEUS FR.
VIOLET CORTINARIUS



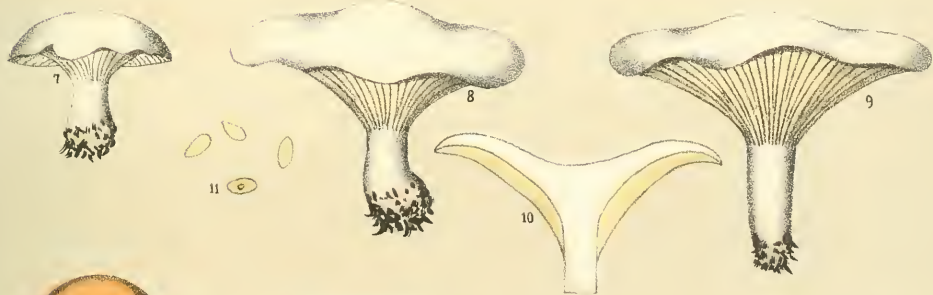
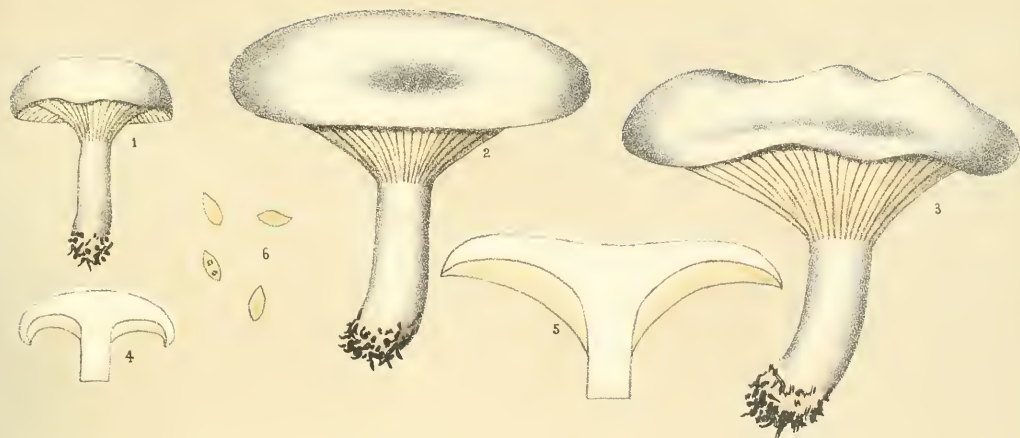
C. H. Peck, Del.

C. FAUSEL, LITH.

FIGS. 1 TO 6 **CORTINARIUS COLLINITUS** FR.
SMEARED CORTINARIUS

FIGS. 7 TO 14 **CORTINARIUS CINNAMOMEUS** FR.
CINNAMON CORTINARIUS

FIGS. 15 TO 20 **CORTINARIUS CINNAMOMEUS** FR.
VAR. **SEMISANGUINEUS** FR.
HALF RED CORTINARIUS



L. H. PECK, DEL.

C. FAUSEL, LITH.

FIGS. 1 TO 6 CLITOPILUS PRUNULUS Scop
PLUM CLITOPILUS

FIGS. 7 TO 11 CLITOPILUS ORCELLA Bull
SWEET BREAD MUSHROOM

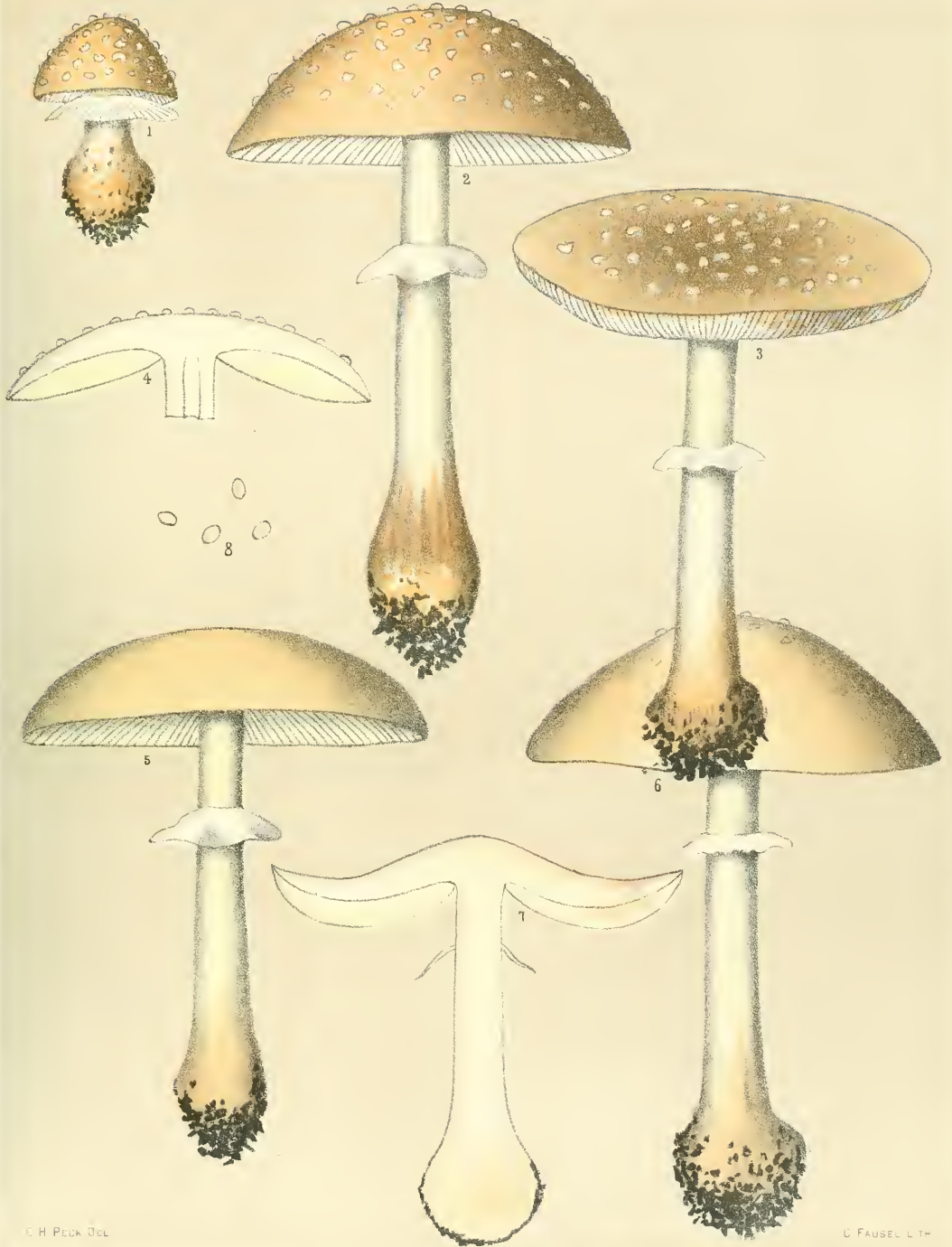
FIGS. 12 TO 21 MARASMIUS OREADES Fr
FAIRY-RING MUSHROOM



H. PECK, DEL.

C. FAUSEL, LITH.


AMANITA CAESAREA Scop
ORANGE AMANITA.



C. H. PECK DEL.

L. FAUSEL L. TH.

AMANITA RUBESCENS FR.
REDDISH AMANITA.



E. H. PECK, DEL.

C. FAUSEL, LITH.

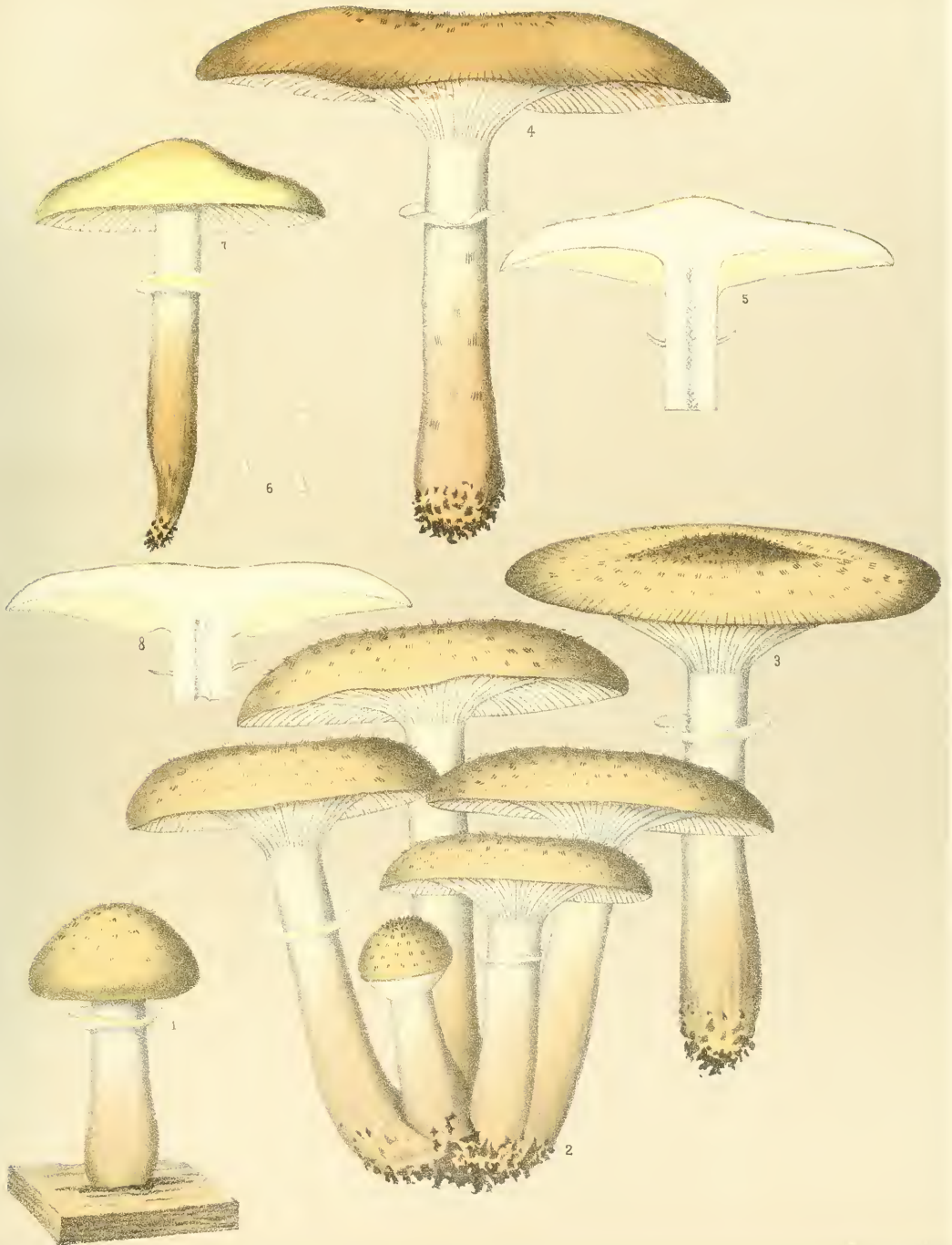
AMANITOPSIS VAGINATA ROZE.
SHEATHED AMANITOPSIS



LEPIOTA PROCERA SCOP.
PARASOL MUSHROOM. TALL LEPIOTA



LEPIOTA NAUCINOIDES PECK
SMOOTH LEPIOTA.



H. PECK, DEL.

FAUSEL, LITH.

ARMILLARIA MELLEA VAHL
HONEY-COLORED ARMILLARIA



FIGS. 1 TO 5 *TRICHOLOMA TRANSMUTANS* PECK
CHANGING TRICHOLOMA

FIGS. 6 TO 11 *TRICHOLOMA IMBRICATUM* FR.
IMBRICATED TRICHOLOMA

C FAUSEL 1111



D. H. PECK, DEL.


G. FAUSEL, LITH.

TRICHOLOMA PERSONATUM FH
MASKED TRICHOLOMA



FIGS. 1 TO 7 *CLITOCYBE MEDIA* PECK
INTERMEDIATE CLITOCYBE.

FIGS. 8 TO 13 *CLITOCYBE NEBULARIS* BATSCH
CLOUDED CLITOCYBE.



FIGS. 1 TO 6 *CLITOCYBE INFUNDIBULIFORMIS* SCHAEFF
FUNNEL-FORM CLITOCYBE

FIGS. 7 TO 10 *CRATERELLUS CORNUCOPIOIDES* PECK
CORNUCOPIA CRATERELLUS

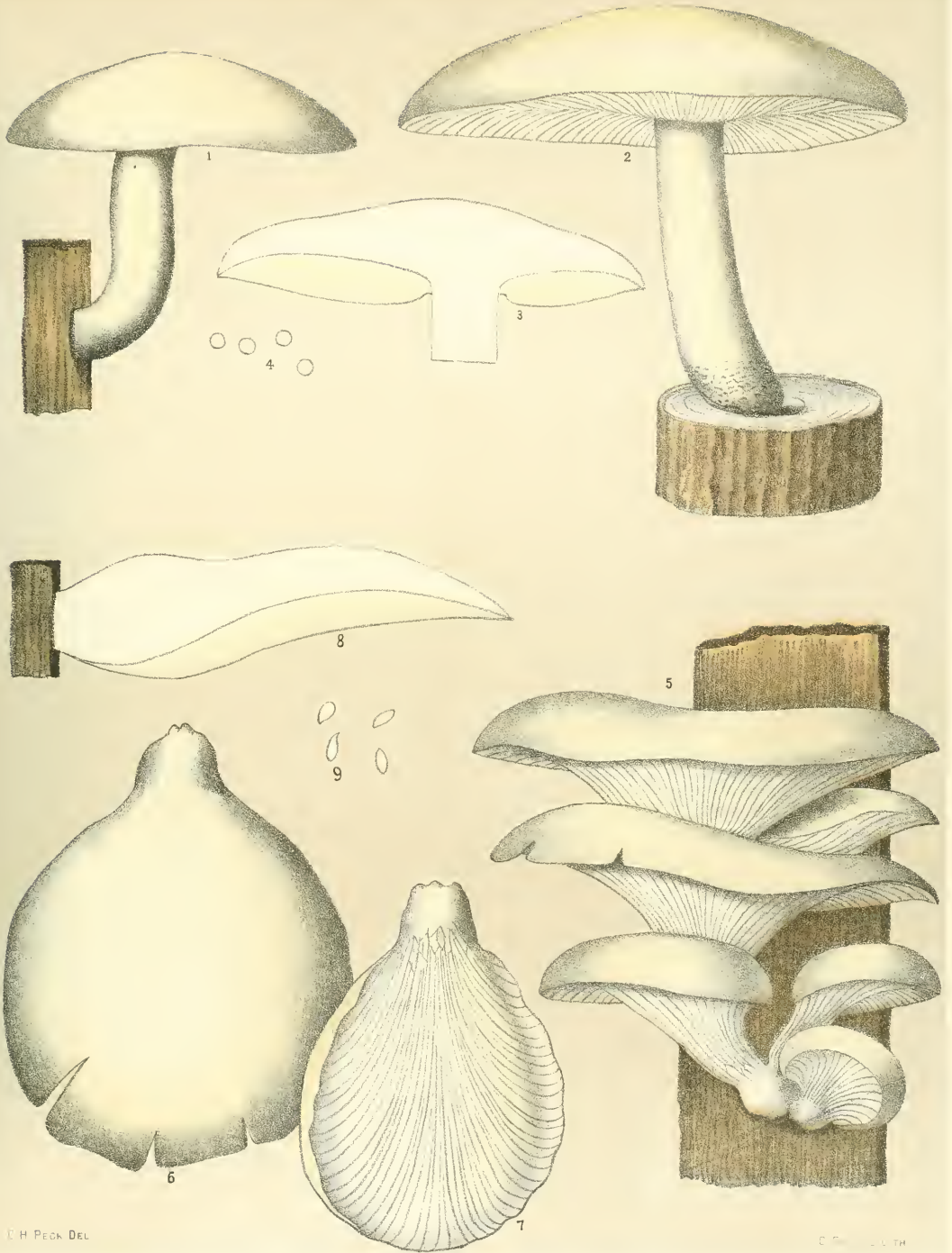
FIGS. 11 TO 13 *HYDNUM CORALLOIDES* SCOP
CORAL-LIKE HYDNUM



C. H. PECK, DEL.


C. FAUSEL, LITH.

CLITOCYBE LACCATA Scop
LACCATE CLITOCYBE



FIGS. 1 TO 4 **PLEUROTUS ULMARIUS** BULL.
ELM PLEUROTUS.

FIGS. 5 TO 9 **PLEUROTUS OSTREATUS** FR.
OYSTER PLEUROTUS, OYSTER MUSHROOM.



PLEUROTUS SAPIDUS KALCHB
SAPID PLEUROTUS.



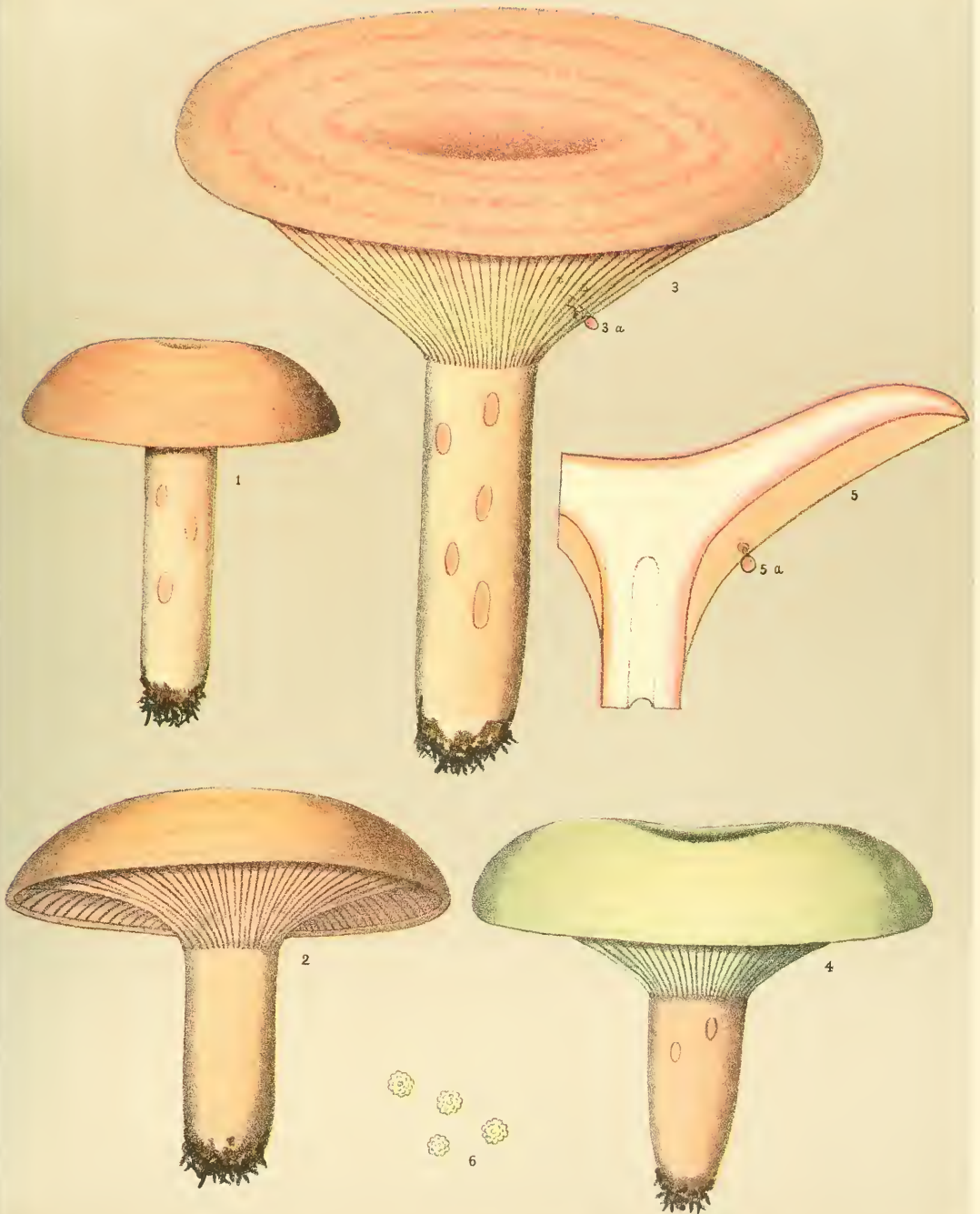
FIGS. 1 TO 10 **HYGROPHORUS MINIATUS** FR.
VERMILION HYGROPHORUS

FIGS. 11 TO 17 **HYGROPHORUS PRATENSIS** FR.
MEADOW HYGROPHORUS

FIGS. 18 TO 23 **PAXILLUS INVOLUTUS** FR.
INVOLUTE PAXILLUS

C. H. F. DEL.

L. FAUSEL, LITH.



LACTARIUS DELICIOSUS FR
DELICIOUS LACTARIUS.



C H PECK, DEL.

C FAUSEL, LITH.

LACTARIUS VOLEMUS FR.
ORANGE LACTARIUS. ORANGE BROWN LACTARIUS



C H PECK DEL

C FAUSEL LITH

RUSSULA VIRESCENS FR.
GREENISH RUSSULA



CANTHARELLUS CIBARIUS FR.
CHANTARELLE



C H PECK, DEL.

C. FAUSEL, LITH.

FIGS. 1 TO 6 **BOLETUS SUBLUTEUS** PECK
SMALL YELLOWISH BOLETUS

FIGS. 7 TO 12 **BOLETUS LUTEUS** L.
YELLOW-BROWN BOLETUS



FIGS. 1 TO 5. *BOLETUS GRANULATUS* L.
GRANULATED BOLETUS

FIGS. 6 TO 10. *BOLETUS VERSIPELLIS* FR.
ORANGE-CAP BOLETUS.



C. H. PECK, DEL.

G. FAUSEL, LITH.

BOLETUS SCABER FR.
ROUGH-STEMMED BOLETUS


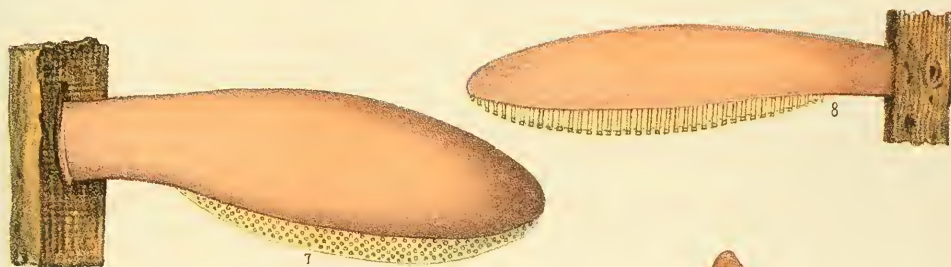



C. H. PECK, DEL.

C. FAUSEL, L. H.

FIGS. 1 TO 7 **BOLETUS CASTANEUS** BULL.
CHESTNUT BOLETUS

FIGS. 8 TO 12 **BOLETUS EDULIS** BULL.
EDIBLE BOLETUS




E. H. PECK, DEL.

C. FAUSEL, LITH.

FIGS. 1 TO 4 *POLYPORUS SULPHUREUS* FR.
SULPHURY POLYPORUS


FIGS. 5 TO 9 *FISTULINA HEPATICA* FR.
LIVER FISTULINA



E. H. PECK DEL.

C. FAUSEL LITH.

HYDNUM REPANDUM L.
SPREADING HYDNUM.



FIGS. 1 TO 4 *CLAVARIA FLAVA* SCHAEFF.
PALE-YELLOW CLAVARIA

FIGS. 5 TO 7 *CLAVARIA BOTRYTES* PERS.
RED-TIPPED CLAVARIA

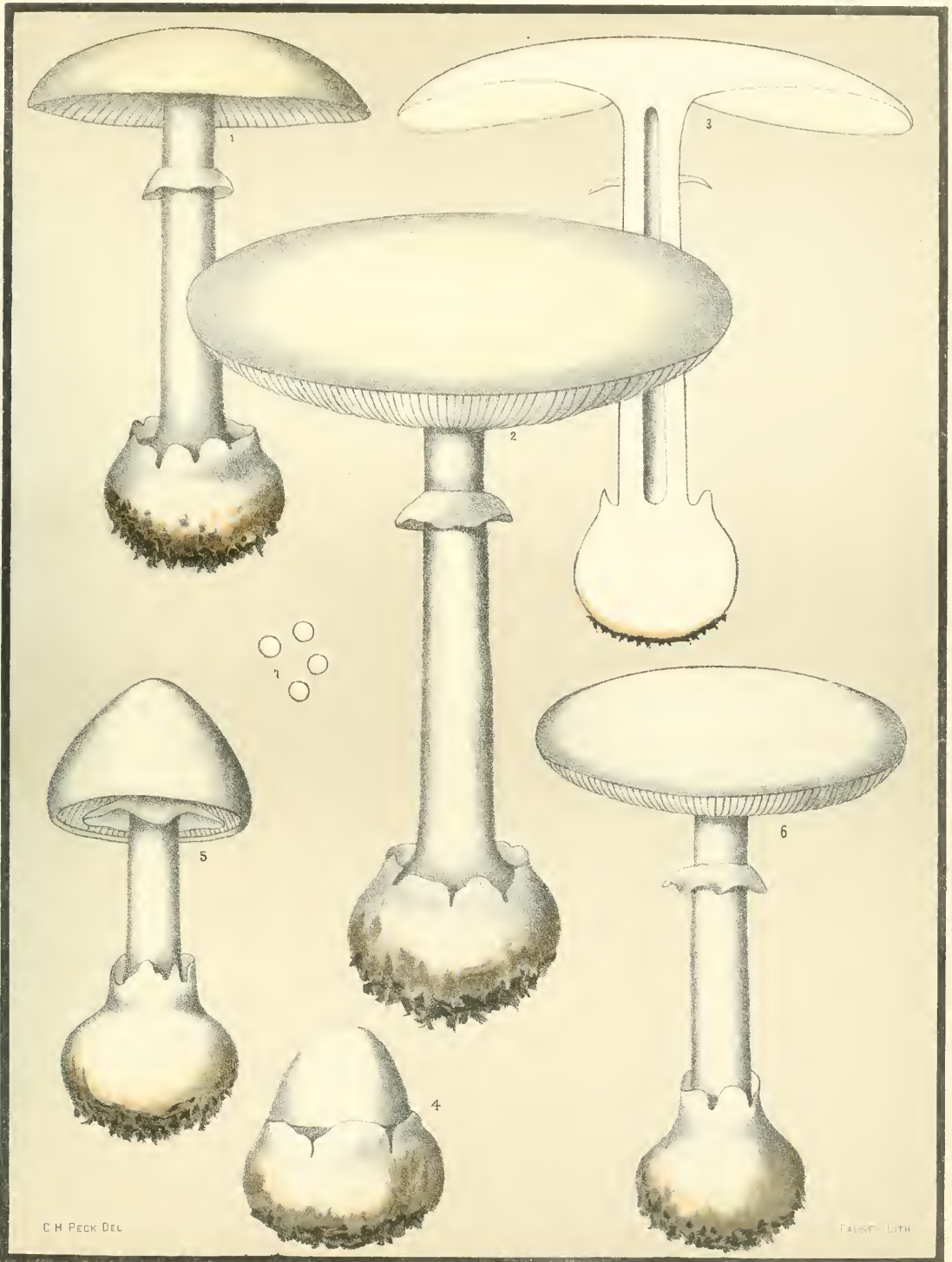
FIGS. 8 TO 12 *CLAVARIA CRISTATA* PERS.
CRESTED CLAVARIA



C. H. PECK, DEL.

C. FAUSEL, LITH.

AMANITA PHALLOIDES FR
POISON AMANITA



FIGS. 1 TO 4 *AMANITA PHALLOIDES* FR.
(WHITE FORM)
POISON AMANITA

FIGS. 5 TO 7 *AMANITA VERNA* BULL.
VERNAL AMANITA



AMANITA MUSCARIA L.
FLY AMANITA



BOLETUS FELLEUS BULL
BITTER BOLETUS

05

New York Botanical Garden Library



3 5185 00280 3995

