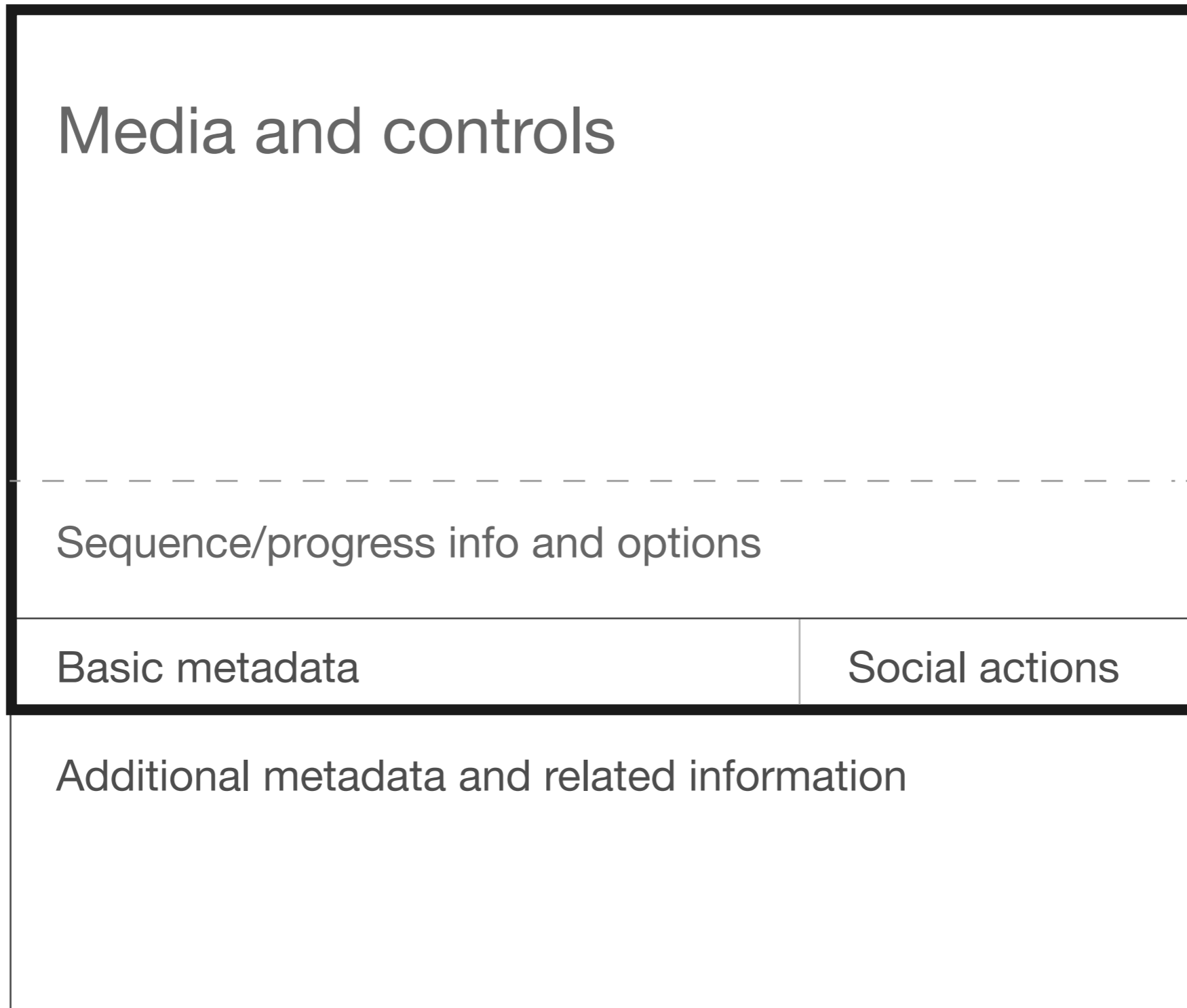



Media Viewer overview

The media viewer is designed to support multiple types of media in a consistent manner. Appropriate media controls are presented as an overlay. Users can access additional info regarding the item or the sequence it belongs.



Images in a collection

A collection indicator is provided to access an overview and additional options.



Ara ararauna © CC-BY-SA-3.0

Michael Gäbler



Images in a collection

Elements in the collection provide a cue about their type of media.



✕

↗

➤



Aerodynamics of Hummingbird flight 4







☰

▶ ▾

Ara ararauna © CC-BY-SA-3.0

Michael Gäbler

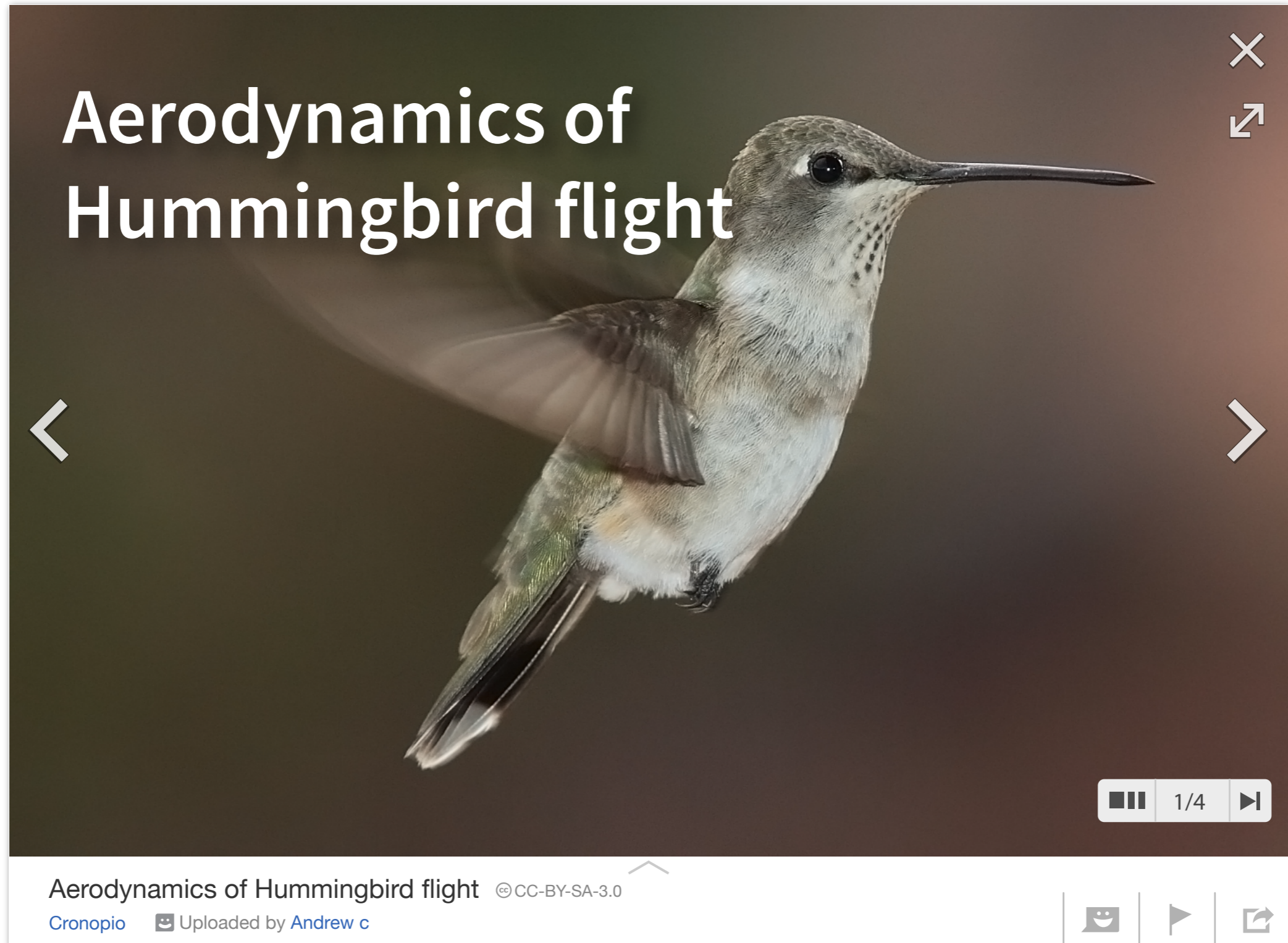
😊

▶

↗

Slides

PDF slides and other multi-page documents can be viewed as collections of media.



Aerodynamics of Hummingbird flight

1/4

Aerodynamics of Hummingbird flight © CC-BY-SA-3.0
Cronopio Uploaded by Andrew c

Slides

While viewing the deck, slides are shown as individual elements of the gallery. Additional help is provided to: show pages, go to a specific page, and skip the whole deck (▶). Next/prev controls and shortcuts will move to the next item (slide or media item)

Aerodynamics of Hummingbird flight

◀ ▶

✕ ↗

1/4 ▶

◀ ▶

Aerodynamics of Hummingbird flight

keeps still in the air

• A
• B
• C

bird flower

1 2 3 4

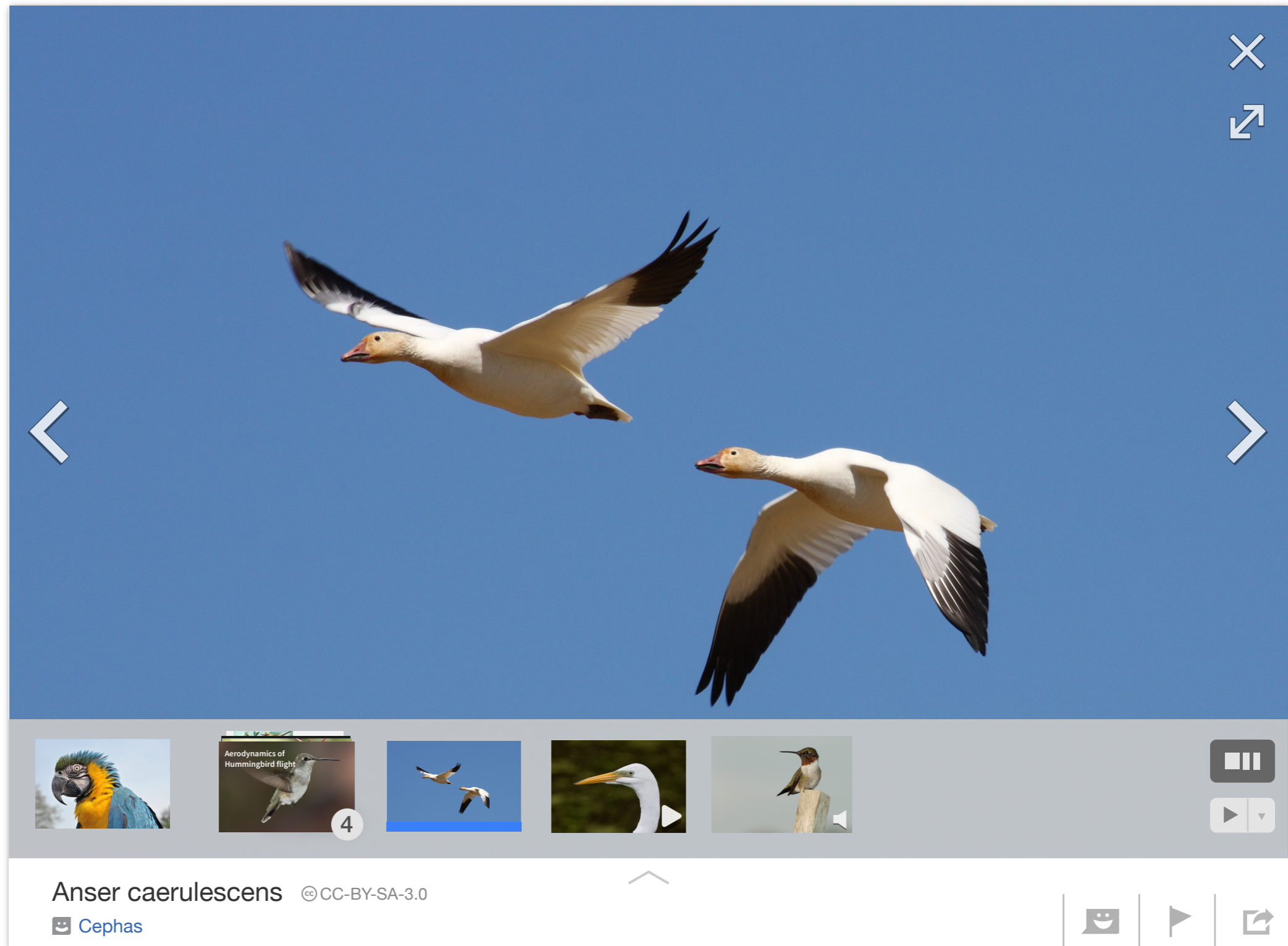
Aerodynamics of Hummingbird flight © CC-BY-SA-3.0

Cronopio 🗨️ Uploaded by Andrew c

😊 ▶ ↗

Slides


Once the user is out of the slide deck, the deck is displayed as a single item.



The image displays a presentation slide with a blue background. Two white geese with black wingtips are shown in flight against a clear blue sky. The slide is part of a deck, indicated by navigation arrows (left and right) and a close button (X) in the top right corner. A thumbnail bar at the bottom shows five slides: a parrot, a hummingbird (labeled '4'), two geese, a white egret, and a hummingbird on a post. The current slide is the one with the two geese. Below the thumbnail bar, the text "Anser caerulescens" and "© CC-BY-SA-3.0" is visible, along with the name "Cephas" and a smiley face icon. There are also icons for a share button, a play button, and a close button.

Slideshow

From the collection panel (view previous slide) the user can start a slideshow automatically. Progress will be shown at the bottom.



Slideshow

Users can control the speed and looping of the slideshow if needed.

Slow
Intermediate ✓
Fast
Repeat ✓

Anser caerulescens © CC-BY-SA-3.0
Cephas

Video

Videos have a prominent play control to indicate they are playable. Additional media controls for volume (mute) and captions are included.




Video

While playing, aids are provided for start again and pause (taping the video will also pause/play). A timeline and numeric values are provided to indicate progress.



Audio

Audio works similarly to video. Additional tools can be added to manage the image displayed and captions. Options will provide control for the visualization to be displayed.



The image shows a YouTube audio player interface. The main visual is a Ruby-Throated hummingbird perched on a wooden post, with a white waveform overlaying the image. The player includes standard controls: a back arrow on the left, a play/pause button, a progress bar with a blue seek head, a volume icon, a full screen icon, and a settings gear icon. The video title is "Ruby-Throated hummingbird singing" with a Creative Commons license icon and "CC-BY-SA-3.0". The channel name "Cronopio" is visible in the bottom left. In the bottom right, there are icons for comments, a play button, and a share icon. The background of the player is a solid grey color.